

NN/LM Middle Atlantic Region
 Delaware, New Jersey, New York,
 Pennsylvania

Creating a Health Information Community

- Needs assessment: understand the community
- Greater member participation: enhance existing relationships and create new ones
- Engage the RAC: shape the regional outreach through awards and subcontracts
- Accountability and transparency: creatively communicate results of needs assessment, network member, NN/LM staff, NLM staff and RAC activities

Proposal Elements in a Nutshell

- Network
 - In-network
 - Out of network
- Outreach
 - Unaffiliated health professionals
 - Underserved populations (use a Healthy People 2010 framework)

In Network

- Types of “in network” libraries
 - Resource Libraries
 - Primary Access Libraries
 - Affiliate members
- Network Goals
 - Enhance members’ capabilities
 - Training
 - Library Improvement
 - Participation on committees
 - Add new members

NN/LM Middle Atlantic Region
Delaware, New Jersey, New York,
Pennsylvania

Surveys, Focus Groups, Logic Models



Whole Lot of Surveyin' Going On

- MAR Assessment Task Force
- Annual telephone contact and assessment
- Survey of unaffiliated health professionals
- Historical collections' survey
- Hospital survey
- Resource Sharing Committee survey

MAR Assessment Task Force

- Karen Brewer, Chair
- Michelle M. Volesko Brewer
- Diana Cunningham
- Valerie Gross
- Etheldra Templeton
- Sue Hunter, NN/LM staff

NN/LM Middle Atlantic Region
Delaware, New Jersey, New York,
Pennsylvania

MAR Assessment Task Force – Initial Assessments

- Focus on NN/LM priorities
- Health information environmental scan
- Online survey
 - Institutional capabilities
 - Commitment to outreach
 - Delivery, use and implementation of NLM services

MAR Assessment Task Force - Plans

- Health Sciences Library Improvement Plan
 - Interlibrary loan, training, technology, emergency preparedness, mergers, consortial purchase of e-resources
- Regional Outreach Plan
 - Health professionals without access to health information
 - Population groups particularly affected by health disparities

Committees

- Resource Sharing Committee
 - *Robb Mackes, Union Hospital, New Jersey*
- Library Improvement Committee
 - *Michelle Volesko Brewer, New Jersey Hospital Association, New Jersey*
- Technology Committee
 - *Andrew White, SUNY Stony Brook, New York*
- Outreach Committee
 - *Valerie Gross, Geisinger Health System, Pennsylvania*

Initial Awards – Year 1

- Exhibit awards
- Information Technology Awards
- Micro Awards
- Technology Improvement Awards
- Outreach Conference Awards
 - Health Disparities
 - Information Literacy
- Training and Curriculum Development Awards

Where are we right now?

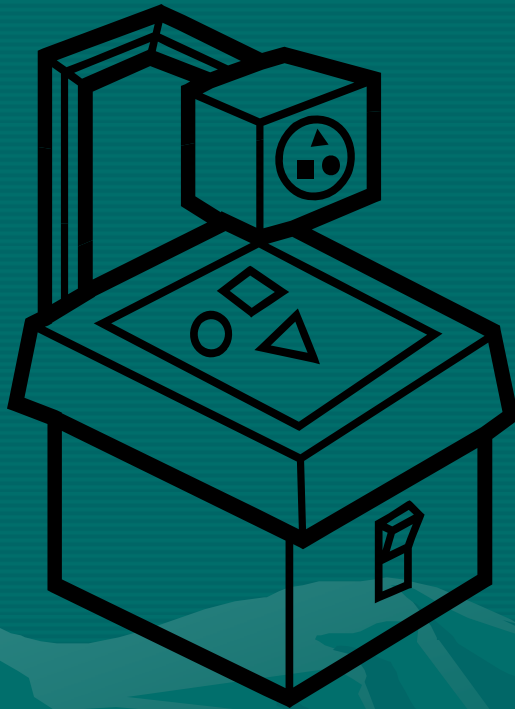
- DOCLINE
- Training
- Exhibiting
- National collaboration planning
- Setting up
 - Ordering promotional items
 - Network membership renewal
 - Moving to new offices!

NN/LM Middle Atlantic Region
Delaware, New Jersey, New York,
Pennsylvania

Learning from our Colleagues; or successes in other regions

- NER: Hospital Library Subcommittee
- MCR: online network membership renewal; use of Skype and Festoon for staff conferences
- SE/A: use of Breeze for online training and regional subcommittee meetings
- GMR: NN/LM sponsorship of MLA Web CE Institute
- NNO: Staff Wiki, monthly teleconferences

Accountability & Transparency

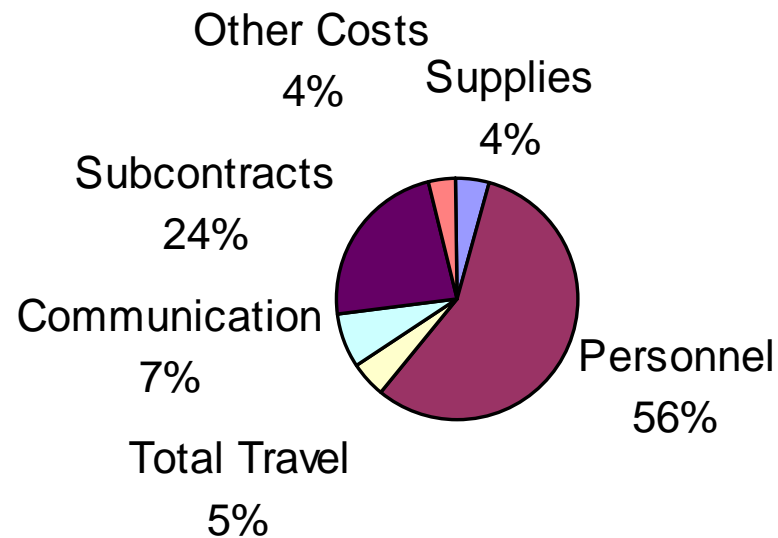


NN/LM Middle Atlantic Region
Delaware, New Jersey, New York,
Pennsylvania

MAR Contract Budget 2006-2011

MAR RML Contract Budget 2006-2011

Total Direct Costs: \$5,688,491



NN/LM Middle Atlantic Region
Delaware, New Jersey, New York,
Pennsylvania

Estimated Number of Public Libraries Working with the NN/LM

May 1, 2001 - April 30, 2006

Total = 1,488

ZIP Codes with Public Library Activities by State

- 1 - 16
- 17 - 40
- 41 - 80
- 81 - 134

Average per State: 29.1

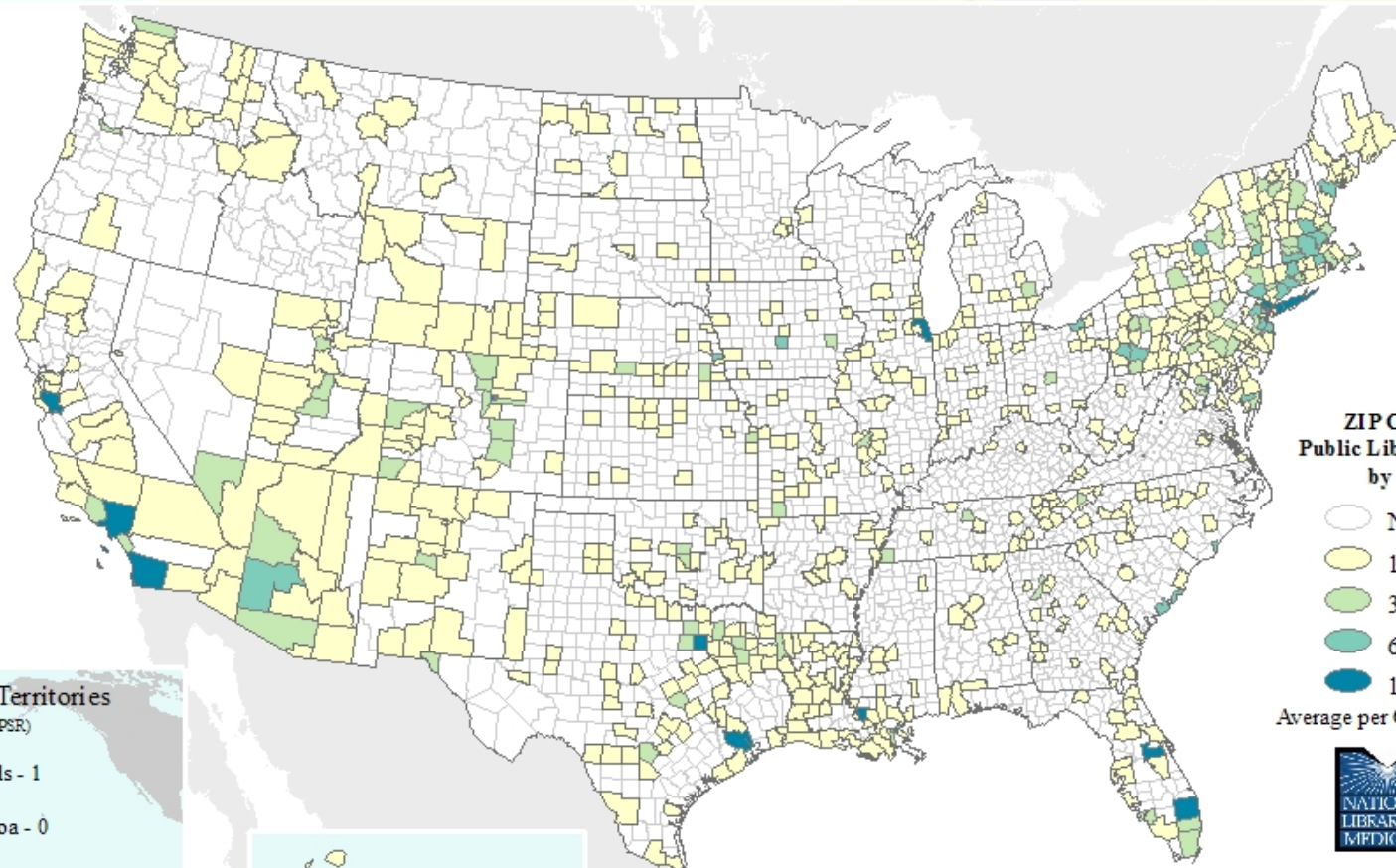
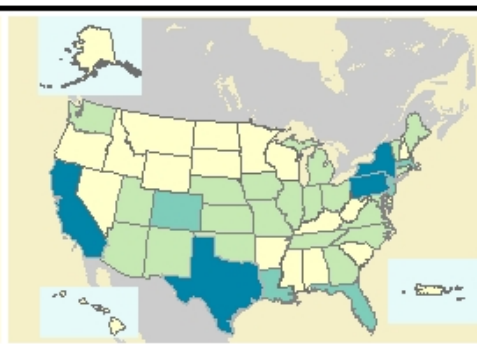
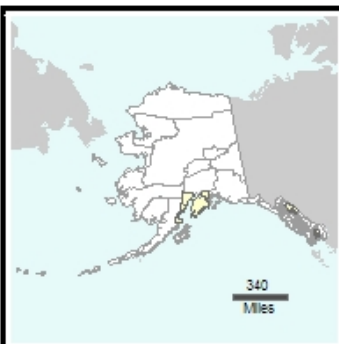
ZIP Codes with Public Library Activities by County

- No Libraries
- 1 - 2
- 3 - 5
- 6 - 10
- 11 - 25

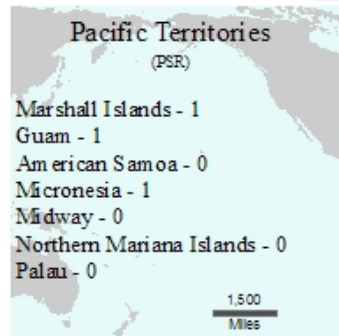
Average per County: 0.47



Source: National Library of Medicine, 5/15/2006
 Map created: 5/16/2006
 Includes OARF and network member data
 See supplemental sheet for methodology

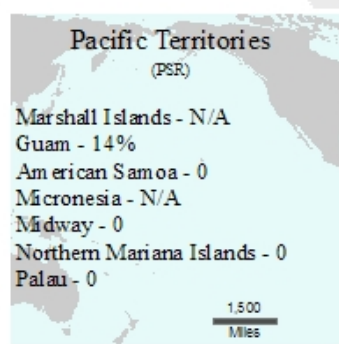
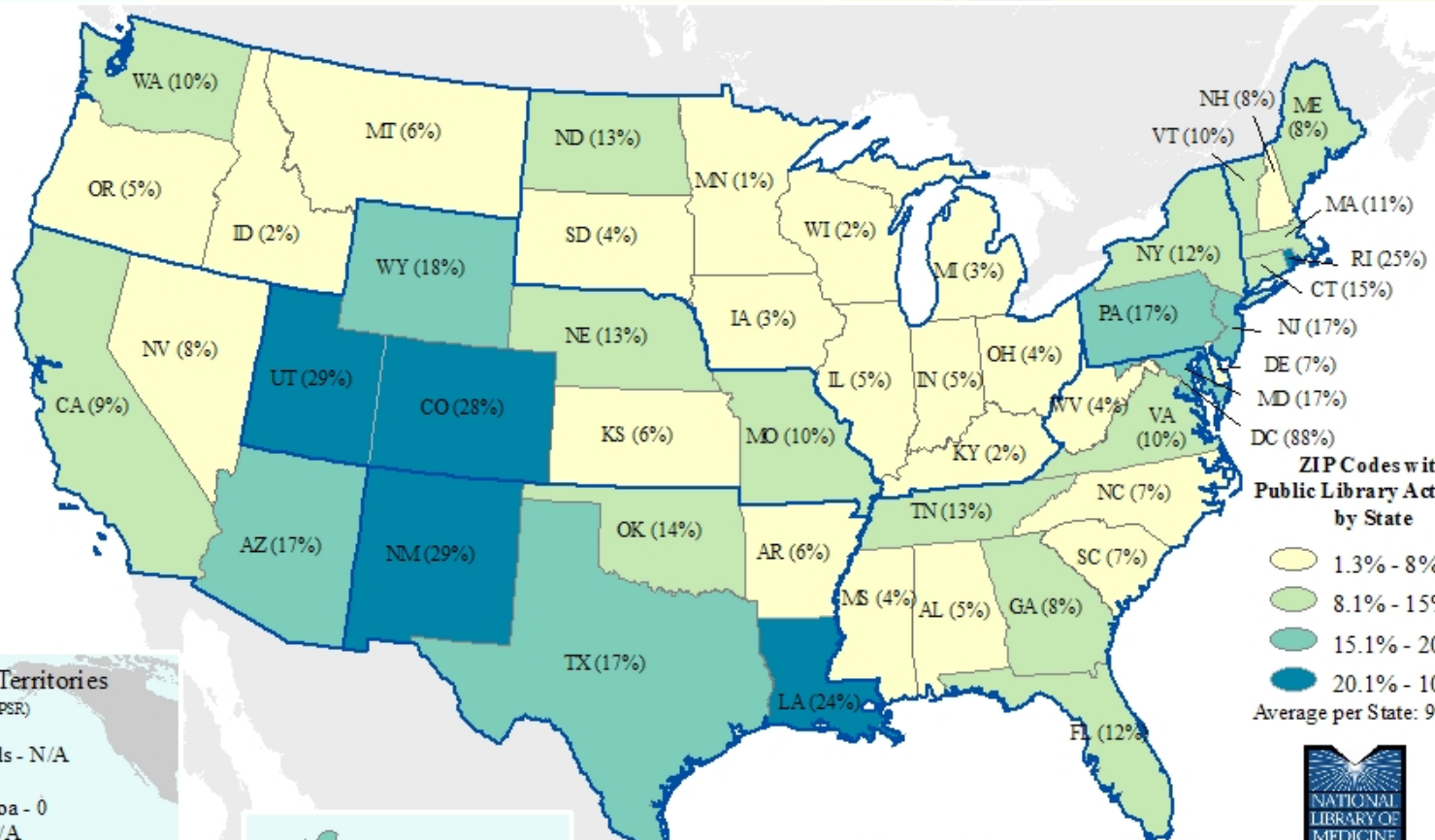
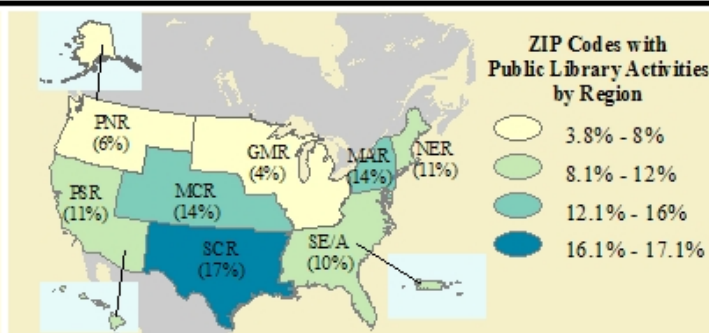


140 Miles



Estimated Percent of Public Libraries Working with the NN/LM

May 1, 2001 - April 30, 2006

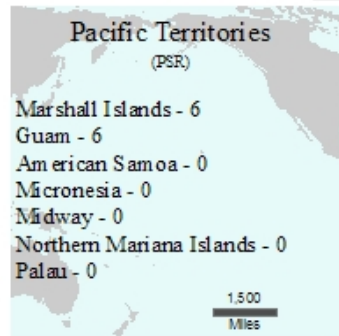
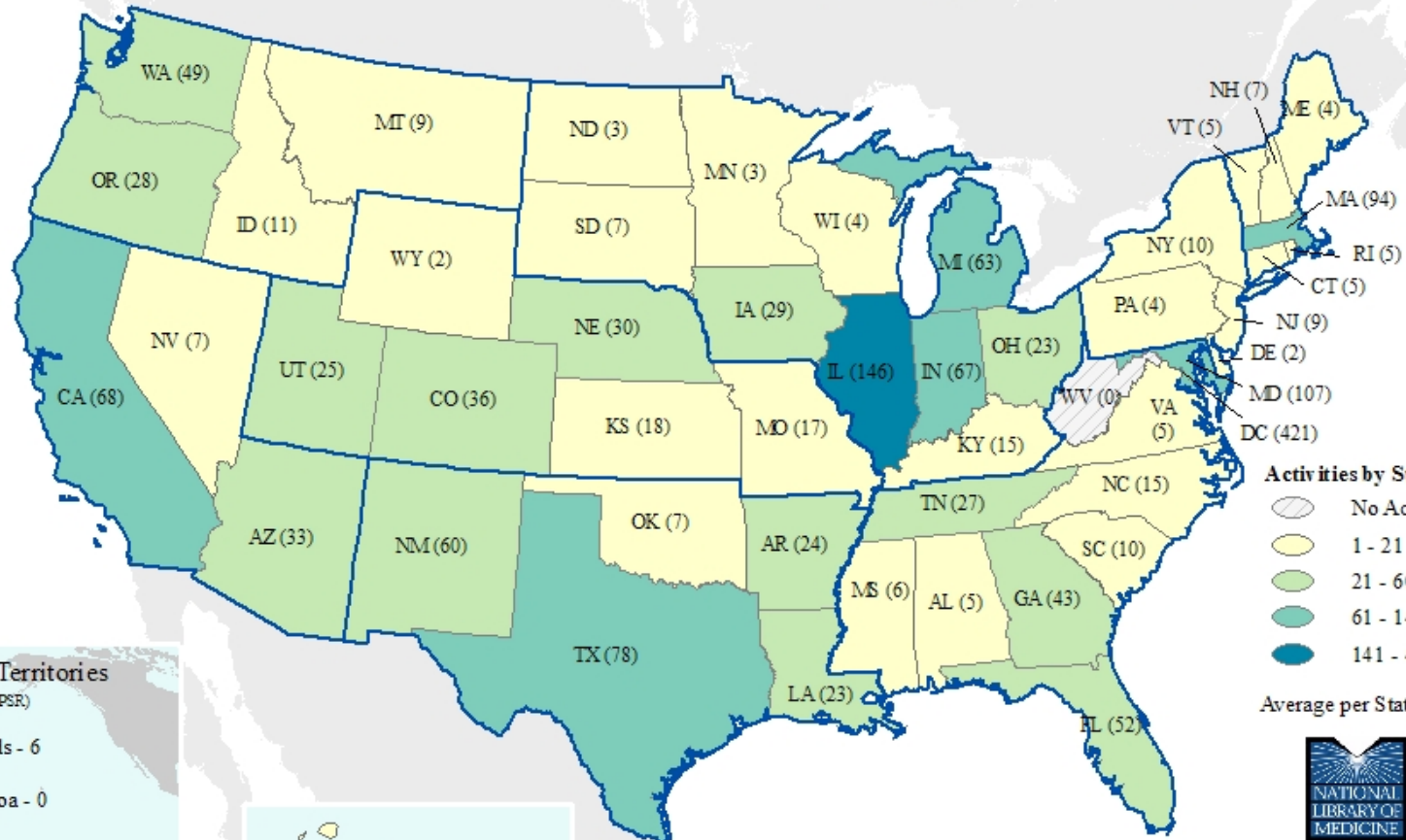
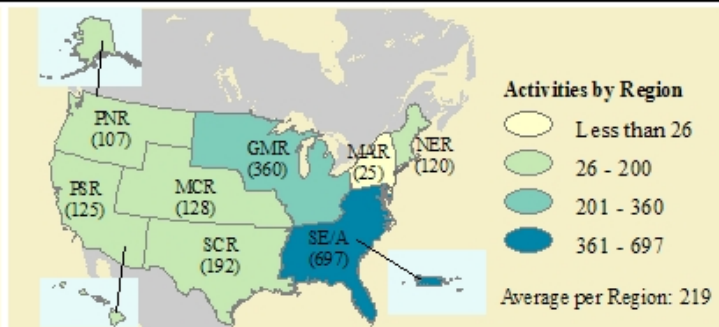


Source: National Library of Medicine, NCES
 Map created: 5/16/2006
 Includes OARF and network member data
 See supplemental sheet for methodology



Activities Involving Public Health Agencies May 1, 2001 - April 30, 2006

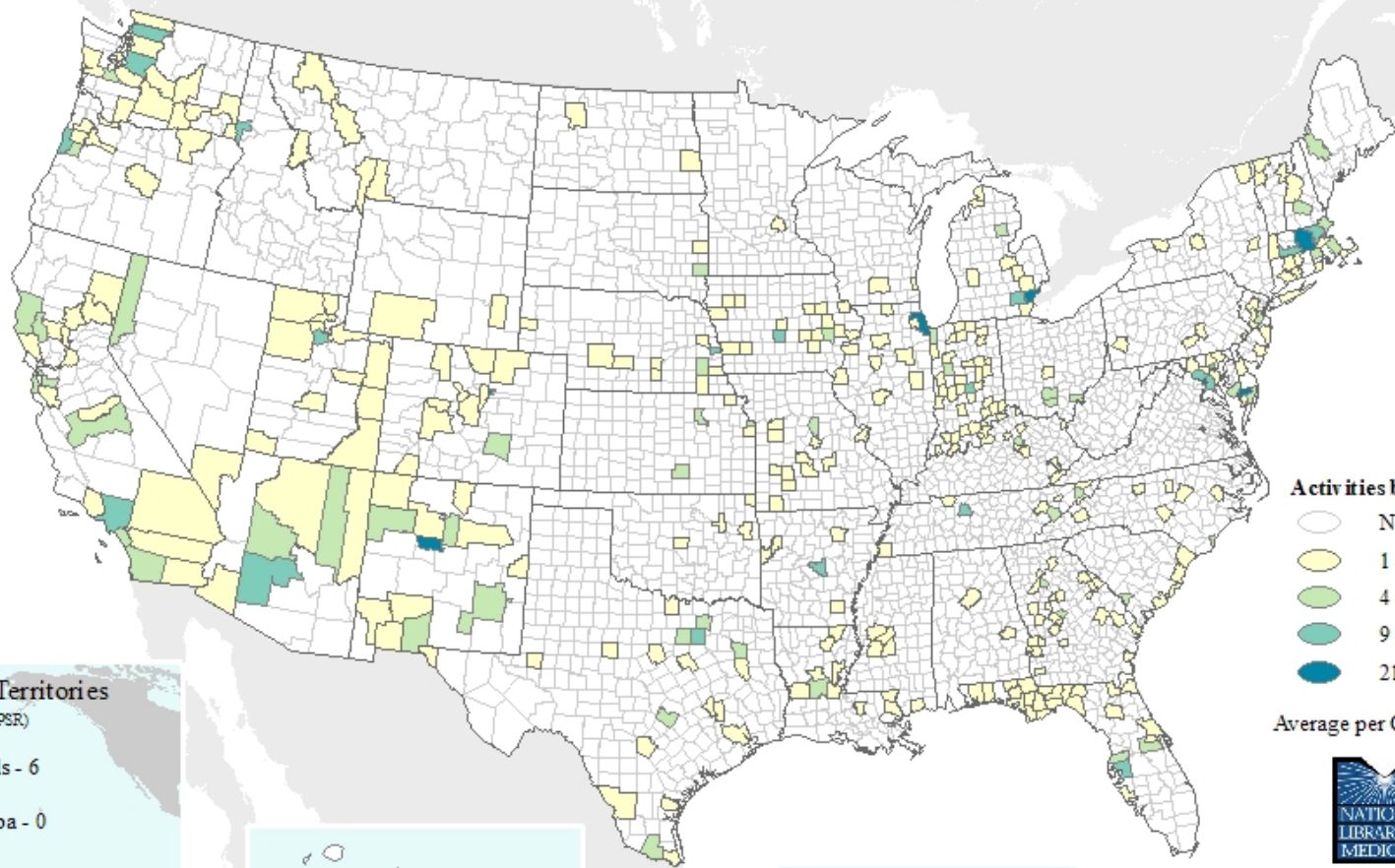
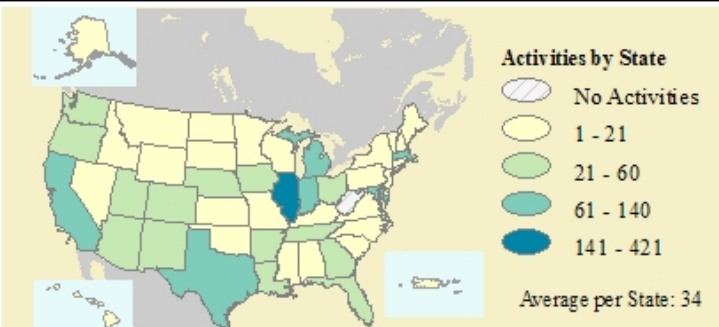
Total = 1,754



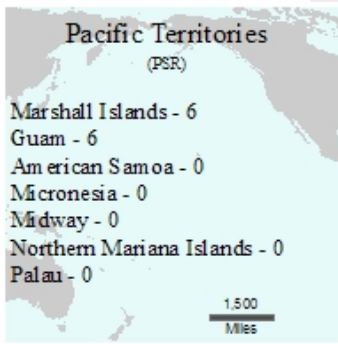
Source: National Library of Medicine, 5/15/2006
 Map created: 5/16/2006
 Includes OARF and PI sheet data

Activities Involving Public Health Agencies May 1, 2001 - April 30, 2006

Total = 1,754



140
Miles



Source: National Library of Medicine, 5/15/2006
Map created: 5/16/2006
Includes OARF and PI sheet data

An RML is like a haiku



NN/LM Middle Atlantic Region
Delaware, New Jersey, New York,
Pennsylvania