

---

# Lend a Helping Hand

---

## Acadia National Park Quarter


### Grades Four through Six

---




### OBJECTIVES

Students will demonstrate understanding of the importance of philanthropy, community service, and volunteerism in our culture. Students will examine the contributions of famous Americans to the national park system.




### SUBJECT AREA CONNECTIONS

- Social Studies
- Language Arts




### SUMMARY

1. Display and examine the Acadia National Park Quarter design. Locate this site on a class map. As background information, explain to the students that the United States Mint began to issue the quarters in the America the Beautiful Quarters® Program in 2010. By the time the program ends in 2021, there will be a total of 56 designs on the back of the coin. Each design will focus on a different national site—one from each state, territory, and the District of Columbia. Discuss the nature and value of national sites.
2. Use the National Park Service web site and other resources to learn about Acadia National Park, including the contributions of various Americans to the success of this and other national parks. Learn about different ways Americans have supported the national park system, including philanthropy, community service, and volunteerism. Discuss how these three types of contributions have impacted the national park system. Compare the three terms using the “Circles of Service” Venn diagram worksheet. Discuss the many ways everyone can help, not all of which require monetary donations.
3. Discuss how students can bring these big concepts of philanthropy and community service to their own smaller communities. Have the students brainstorm ways to help their communities through the “I Can Lend a Helping Hand” worksheet. Then, have small groups of students write proposals of ways to help their local communities and put these proposals into action using the “My Helping Hand Proposal” worksheet.



# Lend a Helping Hand



## ASSESSMENT

- Use the students' class participation, worksheets, and final products to evaluate whether they have met the lesson objectives.
- Create a rubric for the final proposal and action and use it to assess the students' understanding of the lesson objectives.



## RESOURCES

- "Acadia National Park Quarter" page
- "I Can Lend a Helping Hand" worksheet
- "Circles of Service" worksheet
- "My Helping Hand Proposal" worksheet
- America the Beautiful Quarters® Program [www.usmint.gov/mint\\_programs/atb/](http://www.usmint.gov/mint_programs/atb/)
- National Park Service: [www.nps.gov/](http://www.nps.gov/)
- Acadia National Park: [www.nps.gov/acad/](http://www.nps.gov/acad/)



Name \_\_\_\_\_

# I Can Lend a Helping Hand

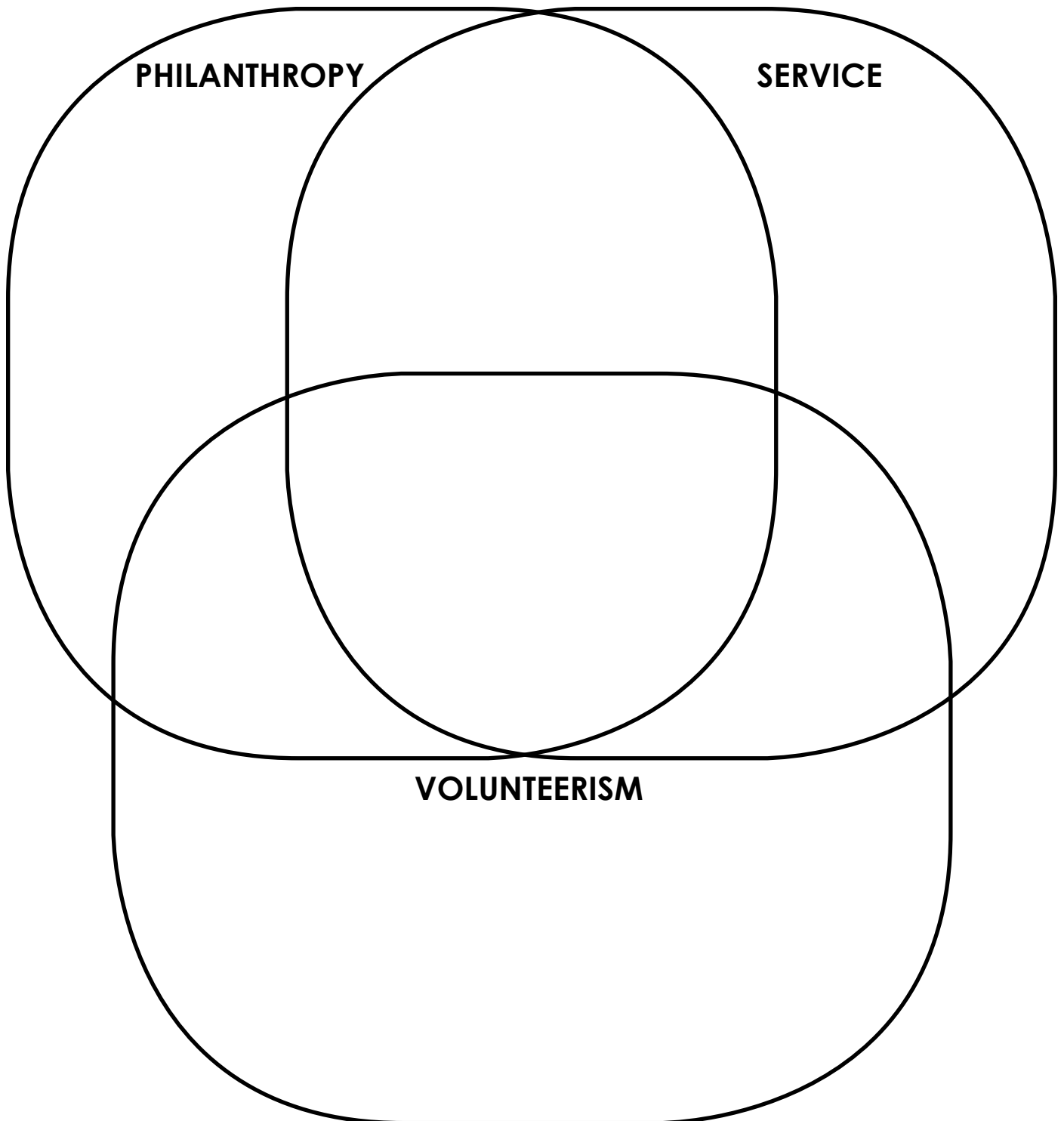
**Directions:** Many Americans have contributed to the refining or extension of our national parks. You can make a contribution too! Brainstorm ideas how you can make a difference and volunteer to help in your community and beyond.



Name \_\_\_\_\_

# Circles of Service

**Directions:** Using the Venn diagram, compare philanthropy, community service, and volunteerism.



Name \_\_\_\_\_

# My Helping Hand Proposal

**Directions:** How can you help support your community the way that Americans have supported the national park system through philanthropy, community service, and volunteerism?



**What?** \_\_\_\_\_  
\_\_\_\_\_  
\_\_\_\_\_

**Who?** \_\_\_\_\_  
\_\_\_\_\_  
\_\_\_\_\_

**When?** \_\_\_\_\_  
\_\_\_\_\_  
\_\_\_\_\_

**Where?** \_\_\_\_\_  
\_\_\_\_\_  
\_\_\_\_\_

**Why?** \_\_\_\_\_  
\_\_\_\_\_  
\_\_\_\_\_

**How?** \_\_\_\_\_  
\_\_\_\_\_  
\_\_\_\_\_  
\_\_\_\_\_

# Acadia National Park Quarter



# The United States of America

