



BOARD ACTION MEMORANDUM

TO: NCUA Board

DATE: December 11, 2003

FROM: Alonzo A. Swann III
Region III Director

SUB: Community Charter Conversion
Request – Park FCU #10197

ACTION REQUESTED: Approval of Park Federal Credit Union's field of membership conversion to "persons who live, work, worship, or attend school in, and businesses and other legal entities located in Jefferson, Bullitt, Spencer, Shelby, Oldham, Henry or Trimble Counties in Kentucky or Clark or Floyd Counties in Indiana" a single well-defined local community, under standards of Interpretive Ruling and Policy Statement (IRPS) 03-1.

DATE ACTION REQUESTED: December 18, 2003

OTHER OFFICES CONSULTED: Office of General Counsel and Office of Examination and Insurance

VIEWS OF OTHER OFFICES CONSULTED: Both offices concur

REVIEWED BY INSPECTOR GENERAL: Not applicable; requested action does not involve a proposed regulation relating to agency programs and operations.

BUDGET IMPACT, IF ANY: None

RESPONSIBLE STAFF MEMBERS: Regional Director Alonzo A. Swann III and Insurance Analyst Joe Ostrowidzki

SUMMARY: Park Federal Credit Union located in Louisville, Kentucky has requested conversion from a multiple group to a community-based field of membership to serve Jefferson, Bullitt, Spencer, Shelby, Oldham, Henry or Trimble Counties in Kentucky or Clark or Floyd Counties in Indiana.

The requirements as set forth in the Chartering and Field of Membership Manual have been met as follows:

1. Geographical area boundaries are clearly defined. The credit union is proposing to serve persons who live, work, worship, or attend school in, and businesses and other legal entities located in Jefferson, Bullitt, Spencer, Shelby, Oldham, Henry or Trimble Counties in Kentucky or Clark or Floyd Counties in Indiana. County boundaries are clearly defined.
2. The total population of the proposed service area based on 2001 Census Data estimates is 1,043,444.


3. Data provided to support the conversion to a community field of membership demonstrate that Jefferson, Bullitt, Spencer, Shelby, Oldham, Henry and Trimble Counties in Kentucky and Clark and Floyd Counties in Indiana is one local community where residents have common interests or interact.
4. Park Federal Credit Union is a well-capitalized credit union with low delinquency and loan losses. The supervision contact, effective August of 2003, disclosed no major concerns.
5. The community residents will benefit greatly from the wide-ranging line of products and services offered by Park Federal Credit Union. Current staffing and facility locations are sufficient to serve the entire community. It is estimated that 95 percent of the community population is within a 20 mile commute of an existing service facility.
6. There are no newly chartered single or multiple common bond credit unions within the community that have been in existence less than two years.

The credit union has met the requirements of IRPS 03-01 and has provided sufficient support to demonstrate that the proposed service area represents a single well-defined local community where residents have common interests or interact. The credit union is well operated, and management has the intent and ability to effectively serve the entire community.

REASON FOR COMING TO THE BOARD WITH THIS ITEM: The population exceeds the Regional Director's delegated authority and therefore, the NCUA Board must approve the request.

RECOMMENDED ACTION: Approve Park Federal Credit Union's request to convert its field of membership to serve the community of Jefferson, Bullitt, Spencer, Shelby, Oldham, Henry or Trimble Counties in Kentucky or Clark or Floyd Counties in Indiana

ATTACHMENTS: Regional Summary and supporting documents


Alonzo A. Swann III
Regional Director

**COMMUNITY CONVERSION EXECUTIVE SUMMARY
PARK FCU #10197**

Current Members	41,321	Assets (8/03)	\$224,700,000
Potential Mbr. Current	105,890	Loans (8/03)	\$171,196,000
Penetration Rate	39%	Shares (8/03)	\$197,540,000
Potential Mbr. ('01 census est.)	1,043,444	Earnings (6/03)	1.15%
Date Application Received	10/1/03	Delinquency (6/03)	0.57%
Date of Last On-Site	3/25/02	Net C/Os (6/03)	0.34%
CAMEL	(b)(8)	Net Worth (6/03)	11.63%

Proposal: Park FCU is a multiple common bond charter serving almost 600 select employee groups and nine undeserved communities. Management requests converting to a community charter to serve the community of Jefferson, Bullitt, Spencer, Shelby, Oldham, Henry or Trimble Counties in Kentucky or Clark or Floyd Counties in Indiana.

Management is evidencing the continued downsizing of a number of their select employee groups. Therefore, Park FCU management view the Community Charter as the most viable way to continue to grow their business and provide credit union services to a wider range of potential members.

Local Community: The community requested consists of nine contiguous counties; seven in Kentucky and two in southern Indiana. These nine counties are recognized as a community by the Kentuckiana Regional Planning and Development Agency and the proposed community serves as the nucleus for other groups formed to meet the needs of residents within the community.

This is a very compact community in that it only extends 64 miles from the furthest points north and south and 60 miles from the furthest points east and west. In addition, the vast majority of the population resides within an area no more than 12 miles to the west or 20 miles to the north, south or east of the major trade area of Louisville, Kentucky. Louisville supports 66 percent of the major employers, 75 percent of the major medical facilities, 85 percent of the educational facilities, and 90 percent of the shopping facilities throughout the community.

Business Plan: Park FCU is a financially health institution with a solid senior management team and infrastructure to immediately serve the entire community.

(b)(4),(b)(5)

(b)(4),(b)(5)

TABLE OF CONTENTS

1. Regional Summary
2. Written Proposed Community Field of Membership and Current Field of Membership
3. Maps of the Proposed Community
4. Evidence that the Proposed Community is Well Defined Local Community
5. Business Plan and Marketing Plan
6. Financial Data
7. Most Recent Examination Report and September & June 2003 Call Report and FPR
8. Concurrence (General Counsel and E&I)

**REGIONAL SUMMARY
COMMUNITY CHARTER CONVERSION
PARK FCU #10197**

Current Members	41,321	Assets (8/03)	\$224,700,000
Potential Mbr. Current	105,890	Loans (8/03)	\$171,196,000
Penetration Rate	39%	Shares (8/03)	\$197,540,000
Potential Mbr. ('01 census est.)	1,043,444	Earnings (6/03)	1.15%
Date Application Received	10/1/03	Delinquency (6/03)	0.57%
Date of Last On-Site	3/25/02	Net C/Os (6/03)	0.34%
CAMEL	(b)(8)	Net Worth (6/03)	11.63%

1. GENERAL BACKGROUND

History of the credit union: We chartered this credit union in 1965 to serve the employees of General Electric (GE) Appliance division located in Louisville, Kentucky. The credit union later expanded to include GE facilities in seven other states. In 1988, Park FCU began adding employee groups because of the downsizing of the GE facilities. Currently, Park FCU serves more than 41,000 members from numerous employee groups and underserved areas recently added.

Location: Louisville, Kentucky

Current field of membership: Employees of GE who work in Jefferson County or Frankfort, Kentucky; Columbia and Rockville, Maryland; Bloomington, Indiana; Decatur, Alabama; Columbia, Tennessee; Fort Smith, Arkansas; Tyler and Whitehouse, Texas and New Concord, Ohio; and almost 600 employee groups. In addition, we approved the addition of nine underserved areas during the last few years.

Amendment Requested: Persons who live, work, worship, or attend school in, and businesses and other legal entities located in Jefferson, Bullitt, Spencer, Shelby, Oldham, Henry or Trimble Counties in Kentucky or Clark or Floyd Counties in Indiana.

Groups outside the proposed community boundaries: Of the almost 600 groups in Park FCU's field of membership approximately 67 groups are located outside the proposed community. Park FCU already serves 18 percent of the potential membership from these groups. Management has considered the impact of losing these groups outside the proposed community and projects that it will have minimal financial impact on the credit union.

Credit Union's Current Penetration Rate: 39 percent of overall membership
41,321 actual/105,890 potential

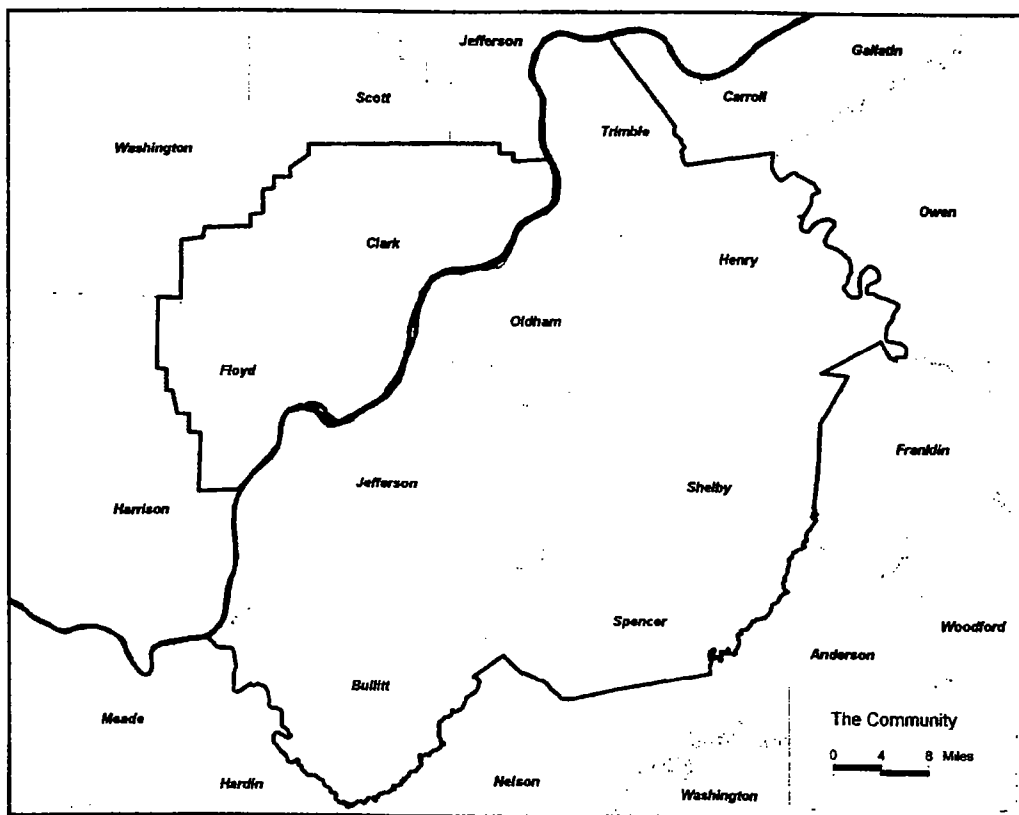
Is action on this application within the delegated authority of the Regional Director? No, under CHA 3C, the Regional Director can only approve the conversion of a federal credit union to a community charter in an instance where the community is within a recognized Metropolitan Statistical Area (MSA) or its equivalent, or a portion thereof, where the population of the MSA or its equivalent does not exceed 1,000,000 residents. The population of the MSA containing the proposed community exceeds 1,000,000. Therefore, the NCUA Board must approve the conversion.

2. WELL DEFINED LOCAL COMMUNITY, NEIGHBORHOOD, OR RURAL DISTRICT

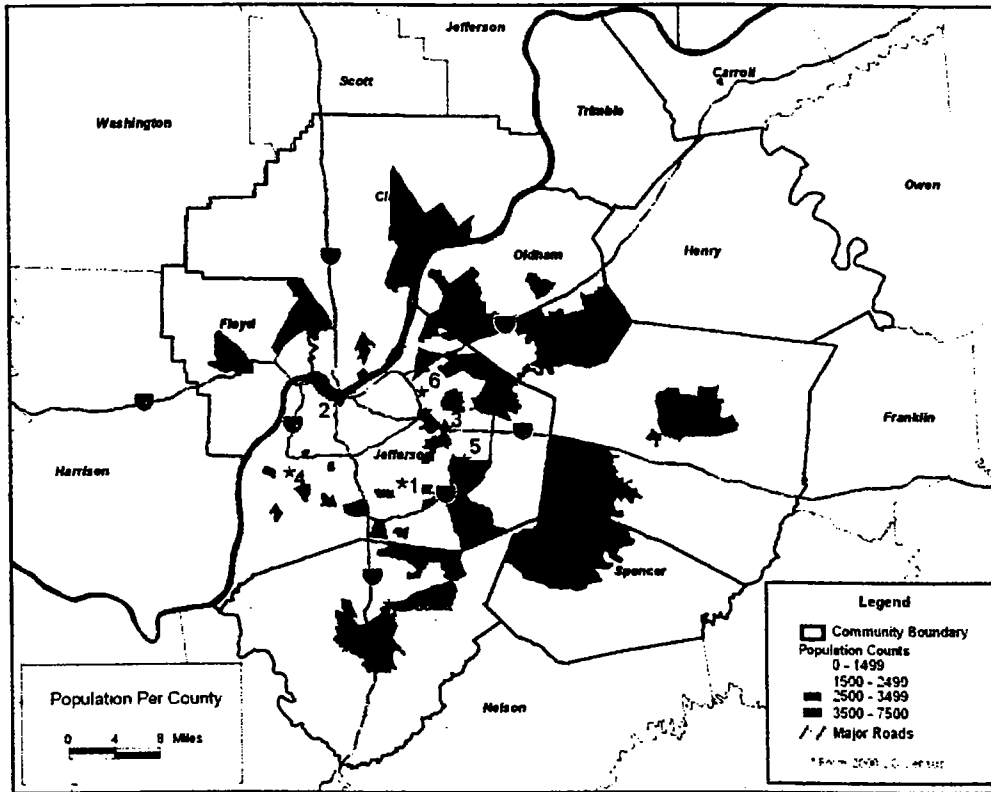
A. Clearly defined geographic boundaries

The proposed community consists of the contiguous political jurisdictions of Jefferson, Bullitt, Spencer, Shelby, Oldham, Henry, and Trimble Counties in Kentucky and Clark and Floyd Counties in Indiana. The community is bounded to the north by Scott and Jefferson Counties, Indiana, and Carroll County, Kentucky; to the east by Owen, Franklin and Anderson Counties, Kentucky; to the south by Nelson and Hardin Counties, Kentucky; and to the west by Harrison and Washington Counties, Indiana.

Although the proposed community consists of nine counties, geographically it is not a very large area. The proposed community only extends approximately 64 miles from the furthest points north and south and 60 miles from the furthest points east and west.



The compactness of the proposed community is further demonstrated when one considers the population distribution. The vast majority of the population resides within an area no more than 12 miles to the west or 20 miles to the north, south or east of Louisville, Kentucky.



A review of the population distribution by county below also evidences the concentration of the residents within the proposed community.

County	County Seat	2001 Population / % of Community
Jefferson, KY	Louisville	692,910 / 66.4%
Clark, IN	Jefersonville	97,364 / 9.3%
Floyd, IN	New Albany	71,348 / 6.8%
Bullitt, KY	Shepherdsville	63,043 / 6.1%
Oldham, KY	LaGrange	48,000 / 4.6%
Shelby, KY	Shelbyville	34,120 / 3.3%
Henry, KY	New Castle	15,178 / 1.5%
Spencer, KY	Taylorsville	13,039 / 1.2%
Trimble, KY	Bedford	8,442 / .8%
Total Population		1,043,444

B. Local Community

We consider the proposed nine county community a local community based on the evidence the applicant presented which clearly supports that the residents interact and/or share common interests. Our conclusion is based on the following factors:

The proposed community consists of nine contiguous counties; seven in Kentucky and two in southern Indiana. These nine counties are recognized as a community by the Kentuckiana Regional Planning and Development Agency and the proposed community serves as the nucleus for other groups formed to meet the needs of residents within the community. Following is information regarding some these organizations:

- **Kentuckiana Regional Planning and Development Agency (KIPDA)**: This is an association of local governments in the nine county community requested by Park FCU. KIPDA's Board of Directors is comprised of volunteer representatives from each of the nine counties in the proposed community.

This agency provides regional planning, review and technical services in the areas of public administration, social services and transportation as well as community ridesharing programs. They also coordinate services for persons 60 years of age and over. KIPDA works in conjunction with local government agencies, as well as private industries, to provide a variety of other services as well such as the following: Adult Day Health Care, Eye Clinics, Human Service Agencies, American Red Cross, Catholic Charities Agency, Highlands Outreach Program for Older Persons, Jewish Community Center, LifeSpan Resources, Inc. and a host of others. In addition, KIPDA sponsors Emergency and Non Emergency Transportation Providers that provide 24 hour-a-day transportation, including door-to-door services.

- **Seven County Services**: This agency meets the mental health needs of residents within the Kentucky Counties included in the proposed community. While this agency was originally founded to serve these Kentucky counties, their website posts links too many agencies that provide services to Clark and Floyd Counties in Indiana because of the residents similar interest to those residents within the seven counties in Kentucky.

In addition, Seven County Services is participating in a joint effort with the Metro United Way (see below) called the 211 project. This project will implement a three digit number, 211, for people to dial to access Health and Human Service information and referral lines. The goal of the project will result in the proposed community residents only having to dial 211 which will connect them to the proper agency for help instead of the average seven phone calls it currently takes.

- **Metro United Way**: The Metro United Way helps support over 100 health and human service agencies serving residents in the proposed community. While this organization serves a seven county area the proposed community is the heart of their service area. This is evident in that both Indiana counties requested and four Kentucky counties requested are part of the seven counties served by the Metro United Way.
- **Greater Louisville, Inc. (GLI)**: The GLI is the metro chamber of commerce and economic development agency for the Louisville, Kentucky – Southern Indiana Metropolitan area. While GLI provides service to counties outside the proposed community, the nine county community requested is the nucleus of GLI's efforts.

This is supported by the fact that 98 percent or 2,100 of the 2,153 members reside within the proposed community. It is worth mentioning that the two Indiana counties included within the proposed community have the second and third most county membership with GLI.

- **Louisville Metropolitan Statistical Area:** The U.S. Census Bureau, Metropolitan Statistical Areas (MSAs) are determined using the commute patterns of each county to the core of the metropolitan area. The requested nine county area is a subset of the Louisville MSA and includes the core or nucleus of the larger 13 county MSA.

Major Trade Area

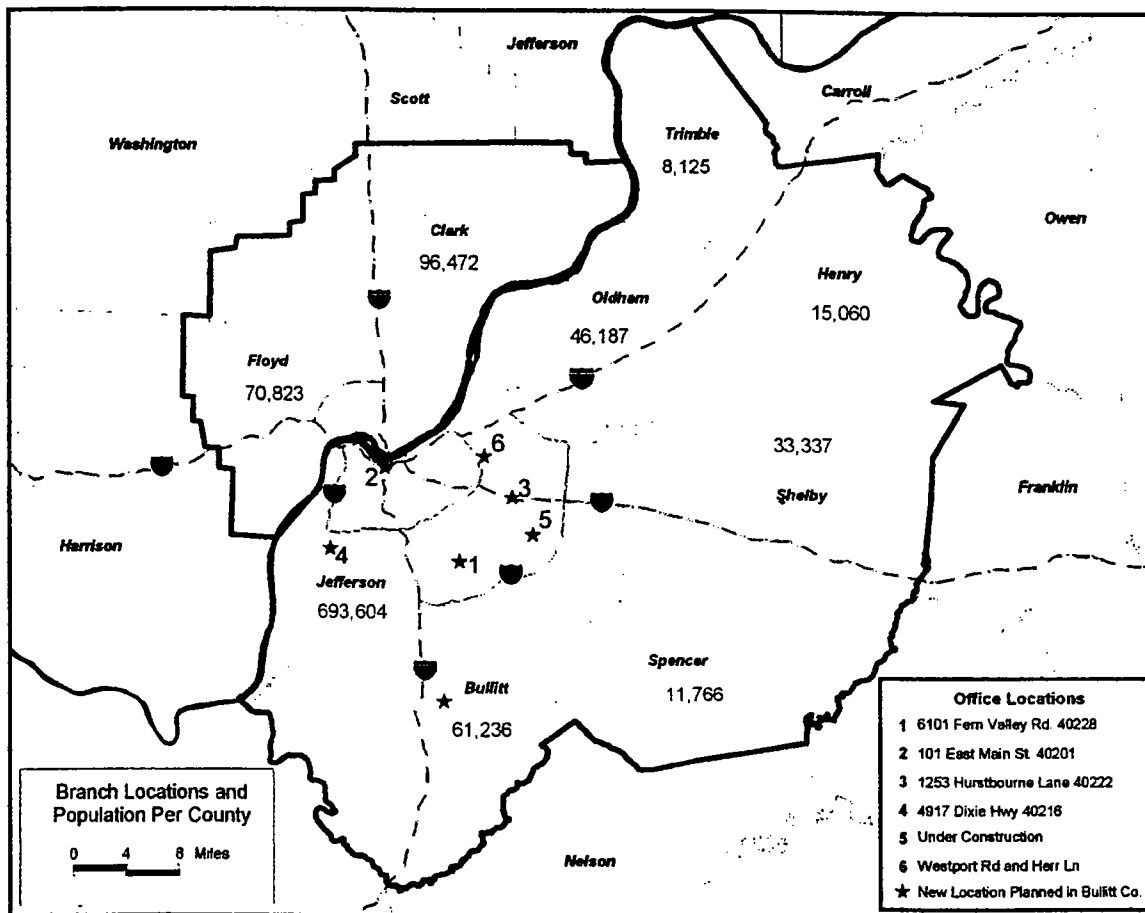
The city of Louisville is clearly the urban center of the community. Because of the predominately rural nature of the surrounding areas, residents come to Louisville to work, shop, receive medical care at major hospitals, attend college, and interact socially at numerous restaurants, theatres, and attractions. Below is a synopsis of the major trade area followed by more detailed information:

- All of the interstate/major highways systems running through the community meet in Louisville. The only commercial airport serving the community is located in Louisville (See narrative in the Shared Common Facilities section for more detail).
- 31 out of 47 or 66 percent of the major employers (employers with more than 250 employees) in the community are located in Louisville.
- 12 of the 16 or 75 percent of the major medical facilities are located in Louisville. See narrative in the Shared Common Facilities section for more detail.
- 17 out of 20 or 85 percent of the primary educational facilities are located in Louisville. See narrative in the Shared Common Facilities section for more detail.
- There are 20 major shopping facilities within the community, of which, 18 or 90 percent are located in Louisville. These shopping facilities also contain 6 malls of which 4 are located in Louisville to include the 3 largest.
- All 4 major television stations serving the nine county community are located in Louisville.
- The major newspaper for the nine county community is published in Louisville.
- All major Community Facilities and Recreational events are located in the Louisville area. See narrative in the Shared Common Facilities section below for more detail.

Transportation Infrastructure

The transportation infrastructure is made up of an extensive highway system that facilitates travel within all areas of the community. This includes two bridges, two more are being built, that connect both Indiana Counties to Louisville.

- **Highway System:** Interstates I-64, I-65, and I-71 Run through the nine county community connecting in the Louisville area. These highways provide easy access from rural areas to facilities in Louisville. Interstate 65 and 64 link Clark and Floyd Counties from Indiana to Louisville. According to the Kentucky Transportation Cabinet Division of Planning the traffic counts on I-64, I-65, and I-71 running thru all nine counties are between 41,800 and 86,000. These three highways provide a direct artery through the outlying eight counties into Jefferson County. These arteries link the traffic flow of the nine county community, providing quick and easy access to the hub of Louisville.



- **Airport Travel:** The Louisville International Airport is a center of effort to strengthen economic growth in Louisville. While offering both passenger and cargo services they also have a competitive advantage within the community due to reasonable operating costs and gate availability, which are essential elements of low-cost airline services.

The Louisville International Airport is also home to the United Parcel Service Distribution Hub. A world renowned air cargo operation and one of the largest employers in the Louisville area.

In 2002 the Louisville International Airport handled 3,521,170 total passengers, with 105 daily non-stop and direct flights to 44 destinations in 25 states plus Canada, Mexico, and the District of Columbia. The Louisville International Airport is the closest commercial airport serving the nine county community. This International transportation hub represents a focus of significant interaction by members of the community.

County	Miles to Louisville Airport	Miles to Nearest Commercial Airport Outside Community
Bullitt	25	112
Henry	38	65
Jefferson	-	99
Oldham	26	76
Shelby	34	90
Spencer	33	115
Trimble	18	56
Clark	15	98
Floyd	15	87

Employment

The major trade area of Louisville is home to 31 or 66 percent of the 47 major employers throughout proposed community. These major employers located in the hub of Louisville account for more than 373,000 or 75 percent of the jobs offered by the major employers throughout nine county community. The substantial number of major employers and jobs located in Louisville compared to the rest of the proposed community clearly demonstrates that Louisville is the major trade area for this nine county community. Numerous individuals also commute daily into the Louisville area to conduct business (i.e.: sales calls, service calls, etc.).

The following are statistics from the 2000 census describing the percent of employees commuting into Jefferson County from each individual county within the proposed community:

County	Total Workforce	Total Workers	% of Total Workers
Jefferson	329,091	303,624	92%
Bullitt	30,648	19,730	64%
Henry	6,993	1,258	18%
Oldham	21,716	12,684	58%
Shelby	16,726	4,317	26%
Spencer	5,896	3,135	53%
Trimble	3,680	466	13%
Clark (IN)	48,950	16,279	33%
Floyd (IN)	35,050	11,806	34%
Totals	498,750	373,299	75%

Shopping

There are six malls within the community, of which, four are located in the Louisville area. The variety of shops and ease of access from all three major interstates are two of the major draws to these four shopping locations, which are located only a few miles from one another.

Mall	Gross Sq. Ft.	# of Stores	Anchor Tenants
Mall St. Matthews Louisville, KY	1,110,000	134	Dillard's, Lord & Taylor, JCPenny's
Jefferson Mall Louisville, KY	936,285	120	Lazarus, Dillard's, JCPenny's, Sears
Oxmoor Mall Louisville, KY	960,000	110	Lazarus, Sears, Gap, Galyan's
Green Tree Mall, Clark County, IN	785,037	102	Dillard's, JCPenny's, Sears, Target, Circuit City
River Falls Mall Clark County, IN	762,000	70	Dillard's, WalMart, Toys 'R' Us, Dick's Sporting Goods
Bashford Manor Mall Louisville, KY	708,679	75	Dillard's, Target, Fashion Shop

There are also 14 major shopping centers in the community, 13 of which are located in the Louisville area.

Newspaper

The primary newspaper serving the proposed community is The Courier Journal Published in Louisville. The Courier Journal is the areas oldest newspaper, and most widely circulated newspaper in the entire community. 82 percent of The Courier Journal's weekday circulation and 83 percent of the Sunday circulation is disbursed to residents within this nine county community. Below is a table of the circulation and household coverage.

County	Weekday	Sunday
Jefferson, KY	139,551	177,049
Clark, IN	13,486	19,428
Floyd, IN	10,455	13,541
Oldham, KY	6,776	8,771
Bullitt, KY	6,724	9,576
Henry, KY	1,314	1,397
Spencer, KY	1,058	1,391
Trimble, KY	360	392

Shared/Common Facilities (Medical, Education, Recreational)

Community residents and businesses visit and interact as one community while using the facilities or attending the events listed below.

Medical Services

The Louisville Medical Center located in downtown Louisville has the largest concentration of health care providers in Kentucky. Seven acute care hospitals are at the core of this 24 block area.

Hospital	Location	Number of Beds
Norton Hospital	Louisville	719
Norton Audubon Hospital	Louisville	480
Jewish Hospital	Louisville	442
Baptist Hospital East	Louisville	407
University of Louisville Hospital	Louisville	404
Norton Suburban Hospital	Louisville	380
Kindered Hospital Louisville	Louisville	374
Caritas Medical Center	Louisville	331
Kosair Children's Hospital	Louisville	253
Louisville VA Medical Center	Louisville	168
Norton Southwest Hospital	Louisville	150
Frazier Rehab Center	Louisville	135
Clark Memorial Hospital	Jeffersonville (Clark)	248
Floyd Memorial Hospital	New Albany (Floyd)	215
Baptist Hospital Northeast	La Grange (Oldham)	120
Jewish Hospital Shelbyville	Shelbyville (Shelby)	76

The interaction between physicians and residents in this proposed nine county community is primarily centered on the Louisville area and its diverse medical facilities. The healthcare industry within this nine county community staffs more than 72,000 people.

Due to the sophisticated medical services produced by the Louisville Medical Center, each year the hospitals in the complex serve over 60,000 inpatients, graduates over 100 medical students, and performs millions of dollars in contract research. Information shows that over 39 percent of inpatients are residents of Louisville, and a vast majority of patients are referred from suburban and rural areas in Kentucky and southern Indiana. About 20 percent of hospital patients in Louisville live outside the metro area leaving 80 percent of patients as residents in the Louisville MSA of which the proposed community is the nucleus.

Education

There are total of 20 Colleges and Universities within the proposed community providing residents the opportunity to earn a bachelor's, or higher, degree and/or technical skills. 17 of the 20 institutions are located in the Louisville area.

A reciprocal agreement exists between Kentucky and Indiana with regards to the Louisville MSA academic institutions. Therefore, residents from Clark and Floyd Counties in Indiana, which are within the proposed community, pay in-state tuition at academic institutions located in the Louisville area.

Below are the five largest Colleges in the Louisville area determined by total enrollment for the 2001-2002 school year. It is worth noting the heavy percentage of enrollment represented by the community residents – 65 percent of the University of Louisville enrollment, 96 percent of Jefferson Community/Technical College enrollment, and 67 percent of Spaulding University enrollment.

University/ College	Degrees Offered	Major Courses of Study	2001 Enrollment	2001 Enrollment by County
University of Louisville	Associate's, Bachelor's, Master's, Doctoral, Professional	More than 70 fields of undergraduate studies, 55 master's programs, more than 20 doctoral degrees	20,394	Bullitt 473, Henry 54, Jefferson 11,625, Oldham 679, Shelby 208, Spencer 63, Trimble 29, Clark and Floyd 86
Jefferson Community /Technical College	Associate's in arts, science, applied science, diploma, certificate	Transfer degrees to 4 year colleges: nursing, allied health, computer information systems, technical degrees	12,407	Bullitt 784, Henry 136, Jefferson 9,294, Oldham 734, Shelby 749, Spencer 102, Trimble 83, Clark and Floyd unavailable
Sullivan University	Associate's, Bachelor's, Master's	Management, accounting, marketing, office administration, culinary arts, baking & pastry arts, catering, legal.	4,304	Unavailable
Bellarmine University	Bachelor's, Master's, Certificate	E-world education, arts & sciences, education, business, nursing, health sciences, physical therapy	2,248	Unavailable
Spaulding University	Associate's, Bachelor's, Master's, Doctoral, Master of Fine Arts	Arts & sciences, business, communications, nursing, health sciences, social work, psychology	1,671	Bullitt 37, Henry 5, Jefferson 970, Oldham 46, Shelby 8, Spencer 6, Trimble 4, Clark 28, Floyd 16

Community residents and businesses interact as one community while attending or participating at the many major sporting event, conventions, outdoor facilities, museums and theatres, or festivals held or located in the proposed community. Below are just a few examples:

- **Cardinal Stadium:** Home to the University of Louisville Cardinals football team. The facility seats 42,000 and houses an indoor facility 100 yards in Length and 20 yards in width. Therefore, in addition to college football, championship high school games, and other sporting events and concerts, the stadium is host to a number of indoor banquets and parties for community residents.
- **Valhalla Golf Course:** This course has hosted the PGA Golf Tournament two times and is scheduled to host the Senior PGA in 2004 and the Ryder Cup in 2007. Residents from the community come to watch these tournaments and to enjoy golf. Valhalla Golf Course schedules over 15,000 games per year from community residents.
- **Slugger Field:** Home to the Louisville Riverbats. Residents of all ages in the community come to Louisville to enjoy a day of minor league baseball at Slugger Field. Slugger Field seats 13,131, and has 30 luxury suites. The field also includes two full service restaurants and a children's playground. Many businesses around Louisville have company picnics at Slugger Field which also brings in residents from all over the community.
- **Churchill Downs:** Home to the famous Kentucky Derby. Companies from around the community often host a day at the races for employees and/or clients. Churchill Downs is a famous historic landmark in the Louisville area and will continue to be a common interest within the community.
- **Thunder Over Louisville:** The initial event kicking off the Kentucky Derby Festival is voted one of North America's 100 Best Events. An all day long event which consist of an air show, a twilight show and daring parachute jumps. It also features Chow Wagons that have food and live entertainment. The day raps up with the famous fireworks show that lasts thirty minutes. Thunder Over Louisville is the largest single day event in the southeast which attracts more than 500,000 people.
- **Kentucky Center for the Arts:** One of the preeminent cultural centers, the Kentucky Center is the showplace of the Commonwealth. The heart of the proposed community, Jefferson County, accounts for 57 percent the ticket sales for annual events.
- **Actors Theatre of Louisville:** Actors Theatre presents nearly 600 performances of about 30 productions annually. It boasts one of the largest per capita subscription audiences in the country and logs an annual attendance of over 200,000. The community outreach programs include student matinees supported with teacher study guides and in service training.

- **Derby Dinner Playhouse:** Derby Dinner has been a tradition in the Louisville area for over thirty years. A delightful combination of dinner and great entertainment, Derby Dinner is one of the largest theatres in the county with seating for 500. They entertain over 200,000 people a year, including 7,000 season ticket subscribers.
- **3 on 3 Streetball Showdown:** This fast paced event is sponsored by LG & E Energy. It draws nearly 1,000 teams from all across Kentucky and southern Indiana. Streetball Showdown has grown into the area's largest outdoor amateur basketball event, featuring 3,500 players of all ages with more than 70,000 spectators. The event raises money for The Cabbage Patch – a 93 year old organization that works with children and families in poverty.

Organizations within the Community

The residents throughout the proposed community work together through various organizations to support one another. These efforts are clearly seen through the work performed by the KIPDA, Seven County Services, Metro United Way, and the Greater Louisville, Inc.. The function of these organizations and their makeup were already discussed in detail under the Political Jurisdictions section of the Regional Summary. In addition to these groups, following are some other groups that demonstrate this community's team effort:

- **Regional Leadership Coalition (RLC):** This organization is a forum to promote awareness and raise solutions for issues confronting a 23-county area. The Louisville metro area and southern Indiana serve as the nucleus of support for this organization. The RLC is governed by a Steering Committee made up of 22 prominent business and civic leaders with vested interests in regionalism who determine policy for the organization. They also have a Task Force Committee made up of 18 agency directors and leadership graduates involved in and interested in regionalism. They provide research, citizen input, and ideas for the Steering Committee agenda. All 22 of the directors on the Steering Committee and 17 of the 18 Taskforce Committee directors reside within the proposed community.
- **Greater Louisville Association of Realtors:** The Greater Louisville Association of Realtors is a local arm of the National Association of Realtors providing opportunities and services to members that benefit individuals and their careers in the real estate profession. The proposed community is considered a single housing market evidenced by the fact that 707 or 95 percent of the 742 member firms come from the proposed community.
- **American Cancer Society:** A not-for-profit funding source for cancer research. Serving the needs of residents within the nine county community.

3. BUSINESS PLAN

Since 1988, Park FCU has continuously looked for new ways to grow their business while still providing members with quality products. This new direction came about because GE was just beginning the process of downsizing and placing hiring freezes. Over the years, Park FCU has experienced growth through select group penetration, mergers, spin offs, and most recently, serving the underserved.

Their largest select employee group GE as well as many other select groups continue downsizing. Therefore, Park FCU management view the Community Charter as the most viable way to continue to grow their business and provide credit union services to a wider range of potential members. To realize their goal of converting to a community charter they developed a detailed business and marketing plan, summarized below, to accompany their conversion application.

Service facilities: Park FCU's multiple and strategically located full service facilities make for a sufficient branch infrastructure to meet the financial needs of the community requested. It is estimated that 95 percent of the community population is within a 20 mile commute of a service facility. In fact, the large majority of community residents are likely within 10 miles of a facility. These commute distances to transact financial business are very reasonable given the nature of the area requested. In addition, Park FCU is part of an ATM network that affords members free access to approximately 2,800 ATMs throughout the country with 26 located in the proposed community.

(b)(8)



On the following page is a map showing offices, an office under construction, and a proposed office where residents throughout the proposed community can conveniently transact credit union business. Around each office is a circle that represents a 20 mile radius and the population density is noted by the shade of the area with the darker shades indicating a higher population density.

(b)(4)

Staffing: Park FCU is run by a four person senior management team and volunteer board of directors. The professional employees include an additional 19 division managers and branch managers, and 102 employees. The senior management team believes the staff of 125 employees is fully capable of serving the needs of the community. Management is confident that the staffing level is adequate based on their familiarity of the current staff and proposed community as well as interviews conducted with other credit unions who have converted to a community charter about staffing

(b)(4)

Services: Park FCU delivers a broad range of products and services to meet the needs of their membership. These include regular savings accounts, regular checking accounts, money market accounts, Christmas club accounts, various IRAs, ATM services, and a variety of loan products – personal, consumer credit cards, new and used automobiles, home equities, and mortgages. All services and products will be made available immediately to the community residents that become members upon conversion.

Serving the “underserved” residents: There are more than 280,000 residents within the proposed community that reside in areas that qualify as underserved. Park FCU believes these individuals will benefit from the many services they offer especially their low cost and/or free products. The table below provides details regarding the community underserved areas.

Counties	County Population (2000 Census)	Underserved Population	Percentage of Underserved
Jefferson, KY	693,604	231,753	33%
Clark, IN	96,472	18,344	19%
Floyd, IN	70,823	16,010	23%
Bullitt, KY	61,236	6,593	11%
Oldham, KY	46,178	-	-
Shelby, KY	33,337	7,792	23%
Henry, KY	15,060	-	-
Spencer, KY	11,766	-	-
Trimble, KY	8,125	-	-
Total	1,036,601	280,492	27%

Park FCU management is confident that the residents of these underserved areas will benefit from the attractive services and products offered by the credit union because of their recent experience with serving the underserved. The table below provides information regarding underserved area expansions approved for Park FCU.

Counties	Underserved Area	Underserved Population	Date Approved
Madison, KY	Entire County	57,508	11/29/2001
Bullitt, KY	1 Census Tract	5,936	1/24/2003
Bullitt, KY	4 Census Tracts	17,193	1/24/2003
Estill, KY	3 Census Tracts	13,866	3/5/2003
Jackson, KY	Entire County	13,495	3/20/2003
Fayette, KY	1 Census Tract	5,684	6/23/2003
Fayette, KY	2 Census Tracts	10,833	6/23/2003
Fayette, KY	21 Census Tracts	72,591	6/23/2003
Clark, IN	1 Census Tract	7,177	10/7/2003

While most of these underserved area expansions were recently approved, management of the credit union anticipates positive things for the residents of these underserved areas as well as the credit union. Park FCU first began expanding into underserved areas late in 2001 with the addition of Madison County, Kentucky to their field of membership. Since that time, they have shown much faster growth in both savings and loans at the office in that area than was experienced by the credit union as a whole. From year-end 2001 through September 2003, the credit union experienced an overall growth of \$12,347,000 or 7.7 percent in loans and \$8,332,000 or 4.5 percent in savings. Their Madison County branch experienced growth of \$6,543,000 or 24.5 percent in loans and \$4,344,000 or 34.2 percent in savings. Based upon the positive results in the underserved area of Madison County, Park FCU begun construction of a second full service branch within the county to be open during the first quarter of 2004.

Besides the overall low-cost or no cost services offered by the credit union, these residents could benefit greatly from the following:

- **Member Education:**

- ⇒ Newsletters - quarterly newsletter that include educational articles
- ⇒ Statement Stuffers - discuss services and promotions
- ⇒ Membership Awareness Programs – man booths.at community events to inform residents of products and services
- ⇒ Web Page – user friendly webpage that includes payment calculators and information about products

- **Current and/or proposed free or low cost services:**

- ⇒ Free e-Checking account with unlimited free foreign ATM access and free billpay without having to maintain a minimum balance
- ⇒ Courtesy overdraft service
- ⇒ Flex Home Equity Line of Credit allowing interest only payments
- ⇒ Appliance Loans, Christmas Loans and Vacation Loans allowing a member who may not qualify for a credit card to purchase an item and pay for that item without paying excessive interest rates, over an affordable 12 month term

- ⇒ (b)(4)

- ⇒

- ⇒

- **Kids Programs:**

- ⇒ Parkie's Pals Kids Club - designed to teach the merits of saving by allowing a child to choose a gift each time deposits totaling \$100 are made

- ⇒ (b)(4)

- ⇒ Cerkidicate - certificate of deposit available for children requiring a low minimum amount of \$100 and earns interest at a rate of 1 percent over the regular 24 month certificate rate

- **Indirect Lending:**

⇒ Network of over 50 indirect automobile dealers - offer the same rate at the dealer as they do in their offices (Dealers receive participation dollars at the expense of Park FCU instead of increasing the interest rate at the expense of the member.)

- **Risk-Based Lending:**

⇒ Park FCU's risk based pricing allows them to maintain a high loan to share ratio of 88 percent. By offering risk based pricing, the credit union is closing 77 percent of loan applications. Their figures show that 80 percent of their loan based membership is approved in the top three credit score levels, while affording 20 percent of their borrowers in the lower credit score levels, a place to borrow at substantially lower rates than they can receive at local banks or pawnshops.

Marketing: Park FCU prepared a thorough marketing plan evidencing their intent to reach out and serve this entire community. The following areas were addressed:


- (b)(4)

-
-
-

(b)(4),(b)(8)

The chart below provides a summary of marketing expenditures.

(b)(4),(b)(8)



• (b)(4),(b)(8)

•

•

•

(b)(8)

As demonstrated above, management's past trends are indicative of a well run financial institution.

The examiner fully supports the credit union's request and SE concurs with his assessment. They are very confident in the management teams' abilities and believe existing and new members will benefit from the proposed conversion.

5. REGIONAL RECOMMENDATION

Park FCU's application has satisfied all of the requirements for converting to a community charter as outlined in the NCUA Chartering and Field of Membership Manual. The credit union has provided sufficient support to demonstrate that the proposed service area represents a local community where residents interact or share common interests. The business and marketing plans are realistic and Park FCU will be able to provide quality financial services to resident throughout this community. We view this conversion as an excellent opportunity for the residents of this community, 27 percent or 280,492 of which reside in underserved areas, to receive low cost financial services. Therefore, we recommend the NCUA Board approve Park FCU's application to convert to a community charter.

Accordingly, Park Federal Credit Union is designated as a community chartered credit union and authorized to amend Section 5 of the Charter to read as follows:

"The field of membership shall be limited to those having the following common bonds:

1. Persons who live, work, worship, or attend school in, and businesses and other legal entities located in Jefferson, Bullitt, Spencer, Shelby, Oldham, Henry or Trimble Counties in Kentucky or Clark or Floyd Counties in Indiana; (App. 12/XX/03)
2. Persons who live, work, worship, or attend school in, and businesses and other legal entities located in Madison County, Kentucky, an underserved community as defined in Chapter 3, Section III and in accordance with Chapter 2, Section V of the NCUA Chartering and FOM Manual; (App. 11/29/01)
3. Persons who live, work, worship, or attend school in, and businesses and other legal entities located in the prescribed underserved community in Bullitt County, Kentucky an underserved community as defined in Chapter 3, Section III and in accordance with Chapter 2, Section V of the NCUA Chartering and FOM Manual;

Prescribed community: The part of Bullitt County bounded by the following:

Starting at the north east corner of census tract 201, go south following the Bullitt/Spencer County line until intersecting with Highway 44. Go west on Highway 44 until intersecting with Beibel Branch. Go west on Beibel Branch until intersecting with Floyds Fork Creek, go north on Floyde Fork Creek until intersecting with Bullitt/Jefferson County line. Go east following Bullitt/Jefferson County line until intersecting at comers of Bullitt, Jefferson and Spencer County line.

4. Persons who live, work, worship, or attend school in, and businesses and other legal entities located in the prescribed underserved community in Bullitt County, Kentucky an underserved community as defined in Chapter 3, Section III and in accordance with Chapter 2, Section V of the NCUA Chartering and FOM Manual;

Prescribed community: The part of Bullitt County bounded by the following:

Starting at the northeast corner of census tract 0211, travel southeast along the Spencer/Bullitt County line to the Bullitt, Nelson, and Spencer county line intersection. Go southwest along the Bullitt/Nelson County line until it intersects with Highway 245. Travel west along Highway 245 continuing past Interstate 65 until intersecting with Highway 61. Travel north on Highway 61 until it crosses Long Lick Creek. Follow Long Lick Creek north until it intersects Highway 44. Travel along Highway 44 west until reaching Bullitt/Jefferson County line. Travel northeast along Bullitt/Jefferson County line until intersecting with Interstate 65.

Travel south on Interstate 65 until intersecting with Blue lick Creek. At the intersection of 65 and Blue Lick Creek go southeast on Blue Lick Creek until intersecting with Floyds Fork Creek. Go south on Floyds Fork and follow Floyds Fork south until intersecting with Salt River. Go east along the Salt River until the intersection of the Bullitt, Spencer County lines.

5. Persons who live, work, worship, or attend school in, and businesses and other legal entities located in the prescribed underserved community in census tracts 9802, 9803, 9804 of Estill County, Kentucky an underserved community as defined in Chapter 3, Section III and in accordance with Chapter 2, Section V of the NCUA Chartering and FOM Manual;

Prescribed community: The part of Estill County bounded by the following:

Starting at the northern most point of Census Tract 9802 at Highway 977 and the intersection of the Clark, Madison, and Estill County lines, follow the Estill County, Clark County line southeast to the intersection of the Clark, Estill, and Powell County lines; continue along the Estill County, Powell County line to intersecting with Highway 213. Follow Highway 213 south until intersecting with Highway 52. Follow Highway 52 southwest until intersecting with Highway 1571. Continue southeast on Highway 1571 to Highway 1398. Follow Highway 1398 to the Estill County, Lee County line. Follow Estill County, Lee County line southwest to the intersection of the Estill, Jackson, and Lee County lines. Follow the Estill County, Jackson County line west to the intersection of the Jackson, Estill, Madison County lines. Continue along the Estill County, Madison County line back up to Highway 977 at the intersection of Clark, Madison, and Estill County lines. (App. 3/4/03)

6. Persons who live, work, worship, or attend school in, and businesses and other legal entities located in Jackson County, Kentucky an underserved community as defined in Chapter 3, Section III and in accordance with Chapter 2, Section V of the NCUA Chartering and FOM Manual; (App. 3/14/03)

7. Persons who live, work, worship, or attend school in, and businesses and other legal entities located in the prescribed underserved community in census tract 39.01 of Fayette County, Kentucky an underserved community as defined in Chapter 3, Section III and in accordance with Chapter 2, Section V of the NCUA Chartering and FOM Manual; (App. 6/23/03)

Prescribed underserved community: Fayette County, Kentucky census tract 39.01 bounded by the following:

Starting at the northern most point of census tract 39.01, at the intersection of New Circle Road and Palumbo Drive, follow Palumbo Drive southeast until it intersects with Man O War. Continue southwest on Man O War until intersecting

with Richmond Road. Follow Richmond Road northwest until it meets New Circle Road and follow New Circle Road north back to the starting point.

8. Persons who live, work, worship, or attend school in, and businesses and other legal entities located in the prescribed underserved community in census tracts 34.04 and 35.02, as prescribed below, in Fayette County, Kentucky an underserved community as defined in Chapter 3, Section III and in accordance with Chapter 2, Section V of the NCUA Chartering and FOM Manual; (App. 6/23/03)

Prescribed underserved community: Fayette County, Kentucky census tracts 34.04 and 35.02 bounded by the following:

Starting at the intersection of Lansdowne and New Circle Rd in Census Tract 35.02, follow New Circle Rd east until intersecting with Centre. Follow Centre south until intersecting with Armstrong Mill Rd. Follow Armstrong Mill northwest until meeting Tates Creek. Follow Tates Creek south until intersecting with Wilson Downing Dr. Continue on Wilson Downing northwest until intersecting with Lansdowne and follow Lansdowne north back to the starting point.

9. Persons who live, work, worship, or attend school in, and businesses and other legal entities located in the prescribed underserved community in census tracts 1, 2, 3, 4, 7, 8.01, 8.02, 9, 10, 11, 12, 13, 14, 15, 16, 18, 19, 20, 31.01, 37, and 38.01, as prescribed below, in Fayette County, Kentucky an underserved community as defined in Chapter 3, Section III and in accordance with Chapter 2, Section V of the NCUA Chartering and FOM Manual; (App. 6/23/03)

Prescribed underserved community: Fayette County, Kentucky census tracts 1, 2, 3, 4, 7, 8.01, 8.02, 9, 10, 11, 12, 13, 14, 15, 16, 18, 19, 20, 31.01, 37, and 38.01 bounded by the following:

Starting at the intersection of Versailles Rd and the Fayette County line, continue along the Fayette County line north/northeast until intersecting with Georgetown Rd. Follow Georgetown Rd southeast until intersecting with I-64/I-75. Continue on I-64/I-75 until intersecting with Russell Cave. Follow Russell Cave northeast to Swigert. Continue on Swigert southeast until running into Paris Pike. Follow Paris Pike southwest until intersecting with I-64/I-75. Follow I-64/I-75 northwest back to Russell Cave. Continue on Russell Cave southwest to New Circle Rd. Follow New Circle Rd west until intersecting with Southern Railroad. Follow Southern Railroad south until meeting Leestown Rd. Continue northwest on Leestown until it meets with Forbes Ln. Follow Forbes Ln southwest until intersecting with Frankfort. Continue on Frankfort northwest to New Circle Rd. Follow New Circle east/southeast to 3rd St. Continue northwest on 3rd St until intersecting with Midland. Follow Midland west until intersecting with Main St. Follow Main St south until intersecting with Ransom. Follow Ransom southwest until intersecting with Tates Creek. Continue along Tates Creek south until intersecting with Woodlawn. Continue on Woodlawn southwest until it meets

with Columbia. Follow Columbia South/southwest until meeting with Cooper. Follow northwest along Cooper until it turns into Waller continue northwest along Waller until it turns into Mason Headley. Continue northwest on Mason Headley until intersecting with Versailles Rd. Continue west on Versailles Rd back to starting point.

10. Persons who live, work, worship, or attend school in, and businesses and other legal entities located in census tract 202, as prescribed below, in Clark County, Kentucky an underserved community as defined in Chapter 3, Section III and in accordance with Chapter 2, Section V of the NCUA Chartering and FOM Manual; (App. 10/7/03)

Prescribed underserved community: Clark County, Kentucky census tract 202 bounded by the following:

Starting at the northern most point of census tract 202 follow Woodruff Creek southeast until running into Combs Mountain Pkwy. Continue on Combs Mountain Pkwy southeast until intersecting with Irvine Rd. Follow Irvine Rd southwest and then northwest until running into Lexington Ave. Continue on Lexington Ave until intersecting with Strodes Creek. Follow Strodes Creek northeast to the starting point at the intersection of Strodes Creek and Woodruff Creek.

11. Spouses of persons who died while within the field of membership of this credit union; employees of this credit union; volunteers in the community; members of the immediate family or household; and organizations of such persons."

Any questions on the enclosed amendment form or instructions should be directed to the Division of Insurance in this office.

Sincerely,

Alonzo A. Swann III
Regional Director

DOI/JWO:jo
FCU# 10197

cc: PE Hall

Accordingly, Park Federal Credit Union is designated as a multiple common bond credit union and authorized to amend Section 5 of the Charter to read as follows:

"The field of membership shall be limited to those having the following common bonds:

1. Employees of the GE Consumer Products formerly G. E. (G.E.) who work in Jefferson County or Frankfort, Kentucky, Columbia, Maryland, Bloomington, Indiana, Decatur, Alabama, Columbia, Tennessee, Fort Smith, Arkansas, Tyler or Whitehouse, Texas, New Concord, Ohio and Rockville, Maryland, or are paid from the Louisville Personnel Accounting Center (except those persons eligible for membership in another occupational type credit union); (Rev. 04/08/03)
2. Employees of Liquid Transporters, Inc., and its wholly owned subsidiary, Russ Transport, Inc., (Del. 4/4/96) who work in or are paid from Louisville, Kentucky;
3. Employees of Columbia Specialties, Inc., who work in Columbia, Tennessee;
4. Employees of KETK TV East Texas who work in Jacksonville, Texas;
5. Employees of Drum Industries, Inc. & Superior Pump Division who work in Louisville, Kentucky;
6. Employees of the Better Business Bureau of Central East Texas, Inc., and Delta Drilling Company (Del. 2/7/00) who work in Tyler, Texas;
7. Employees of WAKO Electronics (USA), Inc., who work in Louisville, Kentucky;
8. Employees of Atlas Metal Products Company who work in Louisville, Kentucky;
9. Employees of Hollytree Country Club who work in Tyler, Texas; (Rev. 6/23/95)
10. Employees of ComCast Sound Communications, Inc., who work in Tyler, Texas;
11. Employees of Panel Processing who work in Jacksonville, Texas; employees of AAA of Kentucky who work in Louisville, Kentucky;
12. Employees of Pepsi Cola Bottling Company who work in Lexington, Kentucky;
13. Employees of Mid South Electrics, Inc., who work in Annville, Kentucky;(App. 8/1/91)
14. Employees of the City of Mount Sterling, Kentucky; (App. 1/1/92)

15. Employees of Quik Pik, Inc., dba, Western Pacific Storage Systems who work in Georgetown, Kentucky; employees of TOKICO, Inc., who work in Berea, Kentucky; (App. 1/1/92)

16. Military and civilian personnel of the Department of Defense who work at or are assigned to the Lexington Blue Grass Army Depot, Lexington, Kentucky; (Merger 1/1/91)

a. Members of the U. S. Armed Forces, active or retired, or their dependents or dependent survivors who are eligible by law or regulations to receive and are receiving benefits of services from the above military installation;

b. All persons employed by the U. S. Government within the Commonwealth of Kentucky and retired military personnel residing in the Commonwealth of Kentucky who do not have a credit union facility which they are eligible to join;

c. Employees of The Council of State Governments who work in or are paid from Lexington, Kentucky;

d. Employees of the Cities of Richmond, Nicholasville or Versailles, Kentucky;

e. Employees of Sprite Flite Jets, Inc., who work in Lexington, Kentucky;

f. Employees of the following employers who work in Lexington, Kentucky or other named locations:

Proctor and Gamble Manufacturing Company Georgia Pacific Corporation Johnson Controls, Inc., Seating Structure Division Georgetown, Kentucky Johnson Controls, Inc., Beverage Bottle Division Nicholasville, Kentucky; (Rev. 7/7/94)

g. Employees of the City of Winchester, Kentucky;

h. Employees of Lexington Records Management Storage, Inc., who work in Lexington, Kentucky;

i. Contractors and employees of contractors who work regularly at the Federal Building, Barr Street, or the Lexington Blue Grass Army Depot, Lexington, Kentucky, under contract with the U. S. Government;

j. Employees of Purdy & Cooke Agency, Inc., who work in Lexington, Kentucky; (Del. 2/7/00)

k. Employees of Computer Care Corporation who work in Lexington, Kentucky; (Del. 2/7/00)

- l. Employees of Begley Company who work in or are paid from Richmond, Kentucky; (Del. 2/7/00)**
- m. Employees of Moore Corporation who work in Nicholasville, Kentucky; employees of B & H Tool Works who work in Richmond, Kentucky;**
- n. Employees of Sargent & Greenleaf, Inc., who work in Nicholasville, Kentucky;**
- o. Employees of Mapother and Mapother who work in Lexington, Kentucky;**
- p. Employees of Weaver Corporation who work in Paris, Kentucky;**
- q. Employees of the Ancient Age Distilling Company, Inc., who work in Frankfort, Kentucky;**
- 17. Employees of Cameron & Barkley Company who work in Louisville, Kentucky; (App. 3/1/92)**
- 18. Employees of PDOL Part Distribution Operations, LTD., a subsidiary of GE Appliances, who work in Lexington, Kentucky; (App. 5/1/92)**
- 19. Employees of Linear Films, Inc., who work in Nicholasville, Kentucky; (App. 7/1/92)**
- 20. Employees of The Standard Products Company who work in Lexington, Kentucky; (App. 1/11/93) (Del. 2/7/00)**
- 21. Employees of Steel Technologies, Inc., who work in Louisville, Kentucky; (App. 2/4/93)**
- 22. Employees of Engineering Concepts, Inc., who work in Louisville, Kentucky; employees of Lexington Quarry Company who work in Winchester, Kentucky; (App. 3/22/93)**
- 23. Employees of The Allen Company, Inc., who work in Winchester, Kentucky; employees of Dr. Bizer's Vision World Optometrists who work in Lexington, Kentucky; (App. 3/26/93)**
- 24. Employees of the Kentucky Baptist Homes for Children who work in Middletown, Kentucky; (App. 4/14/93)**
- 25. Employees of Racer Components Inc., who work in Flint, Texas; employees of American Ecology Environmental Services Corporation, who work in Winona, Texas; employees of Western Pulp Products Company who work in Jacksonville, Texas; (App. 5/6/93) (Rev. 3/29/95)**

26. Employees of A. Arnold & Son and Ruskin who work in Lexington, Kentucky; employees of Hi Tech Mold and Tool, Inc., who work in Louisville, Kentucky; (App. 6/10/93)

27. Employees of Madison County Fiscal Court who work in Richmond, Kentucky; (App. 07/09/93)

28. Employees of Willimatte Industries, Inc., who work in or are paid from Louisville, Kentucky; (Del. 11/01/02)

Members of record of the B. B. C. Federal Credit Union as of August 2, 1993; (Merger 8/2/93)

29. Employees of Derby Industries, Inc., who work in Louisville, Kentucky; employees of Sherwin Williams who work in Richmond, Kentucky; (App. 8/5/93)

30. Employees of Southland Container who work in Lexington, Kentucky; employees of Transport International Pool who work in Louisville, Kentucky; employees of Alcan Recycling who work in Berea, Kentucky; (App. 9/13/93)

31. Employees of Humana, Inc., who work in or are paid from or are supervised from Louisville, Kentucky; (App. 9/15/93)

31. Employees of Tarrant Service Agency, Inc., who work in Louisville, Kentucky; (App. 12/9/93)

32. Employees of the City of Wilmore who work in or are paid from or are supervised from Wilmore, Kentucky; employees of Richmond Place who work in or are paid from or are supervised from Lexington, Kentucky; (App. 2/9/94)

33. Employees of Vinyl-Tech who work in or are paid from or are supervised from Mt. Sterling, Kentucky; employees of Master of Ceremonies and Graft-Pelle Company who work in Louisville, Kentucky; (App. 3/16/94) (Del. 2/7/00)

34. Employees of Southland Electrical Supply Company who work in or are paid from or are supervised from Louisville, Kentucky; (App. 4/7/94)

35. Employees of Seating Systems Technology, Inc., who work in or are paid from or are supervised from Shelbyville, Kentucky; (App. 4/26/94)

36. Employees of Anita Spring Water, a division of Tyler Mountain Water Company, who work in Louisville, Kentucky; (App. 5/18/94)

37. Employees of ClearSprings Health Partnership who work in Louisville, Kentucky; (App. 5/26/94)

38. Employees of Montgomery County Fire Department who work in Mt. Sterling, Kentucky; employees of PPG Industries, Inc., who work in Berea, Kentucky; (App. 7/7/94)

39. Employees of All-American Micrographics, Inc., who work in or are paid from or are supervised from Louisville, Kentucky; (App. 9/2/94)

40. Employees of Accent Marketing Services, Inc., Becker Law Office and Pharmacy Corporation of America who work in Louisville, Kentucky; employees of All World Travel who work in Tyler, Texas; (App. 10/14/94)

41. Employees of Skyline Chili who work in Louisville, Kentucky; (App. 12/16/94)

42. Employees of Southland Flooring Supplies who work in Louisville, Kentucky; employees of Senior Information Services of America and A.D.S. Industries, Inc., who work in Tyler, Texas; (App. 1/20/95)

43. Employees of laCrosse Enterprises, Inc., who work in Louisville, Kentucky; employees of the Housing Authority of Richmond who work in Richmond, Kentucky; employees of Carty and Carty, Inc., who work in Lexington, Kentucky; (App. 2/9/95)

44. Employees of the following employer groups who work in Florence, Kentucky;

American Sign & Marketing, Inc. (Del. 2/7/00)

Aristech Chemical Corporation

Balluff, Inc.

Betts Packaging Inc.

Celstus Energy Company

Cincinnati Ventilating Company, Inc.

City of Florence

Continental Pet Technology

Crouse Hinds Company

Equitable Bag, Inc.

Hopple Plastics, Inc.

Husky Burndy, Inc.

International Permalite, Inc.

Johnson Controls (Glove Union)

Kauss Maffei Corporation

KECO Industries, Inc.

Lasco Industries

Levi Strauss & Company

Line Delivery, Inc.

Littleford Bros., Inc.

Mazak Corporation

Natico

NKADD (Northern KY Area Dev.)
No. KY Delivery Service, Inc.
American Fuji Seal formerly Owens Illinois, Inc. (Rev. 10/17/02)
Paragon Advertising, Inc.
Prestiolite
Public Safety Communications
Redken Laboratories, Inc. (Del. 2/7/00)
Rotek, Inc.
Sabatasso Foods, Inc.
Square D Company
Sweco, Inc. (Del. 2/7/00)
Wm. Booth Memorial Hospital
World Wide Sales & Services

Employees of the following employer groups who work in Frankfort, Kentucky:

Franklin County
KACO (KY Assoc. of Counties)
Kentucky Housing
Kentucky State University (Del. 2/7/00)
King's Daughters Memorial Hospital
KY Association for community Action
Property Valuation Admin.
Unified Prosecutorial System

Employees of the following employer groups who work in Louisville, Kentucky;

AAVIDAR Graphics (Del. 4/4/96)
Able Alarm & Electronic Protection
Accept
Advant Services, Inc. (Del. 2/7/00)
Algood Food Company (Shedd's)
Alternative Leasing, Inc. (Del. 4/4/96)
Amcors Computer Corporation (Del. 2/7/00)
American Air Filter
American Bank Stationary (Del. 4/4/96)
American Builders
American Cellophane
American Red Cross
Anson Machine & Mfg. Company
Archby Electronics, inc. (Del. 4/4/96)
Arch L. Heady and Sons
Army Civilians Flight Facility (Del 4/9/96)
Arthur Kling Center (Del. 4/4/96)
Associated Typesetters, Inc. (Del. 4/4/96)
Auto Pro Inc. (Del. 4/4/96)

B T Energy Corporation (Del. 4/4/96)
Banquet Tables, Inc.
Baptist Home East
Bargain Mart Enterprises, Inc.
Barnett & Alagia (Del. 2/7/00)
BASF Corporation, Coatings and Colorants Division
Beechmont Press
Bellarmine College
Beneke Wire Company
Best of Kentucky
Big 3 Gas Company (Del. 4/4/96)
Big Red Q Quickprint (Del. 4/4/96)
Blue Boar
Booker Price Company
Borden Chemical
Boyd Moving & Storage Company
Boys' Club of Louisville
Bright Distributors (Del. 4/4/96)
Brown, Todd & Heyburn
Brown & Associates (Del. 2/7/00)
Brown Cullen Company
Brown Properties, Inc. (Del. 4/4/96)
Brownsboro Hills Nursing Home
Bryant Equipment, Inc. (Del. 4/4/96)
Budwig Western Trucking Company (Del. 4/4/96)
Burckhardt Engraving (Del. 4/4/96)
Burns International Scty. Service.
Business Security Group (Del. 4/4/96)
Busy Brooms
Calif. Block Club Fed., Inc. (Del. 2/7/00)
Cardinal Treatment Center (Del. 2/7/00)
Cargill, Inc. (Del. 4/4/96)
Carter Corporation (Del. 2/7/00)
Central Glass Company
Central/Southern Motor Freight
Century Builders' Assoc. (Del. 4/4/96)
Certified Brakes (Del. 4/4/96)
Channel 4I
InPeake Packaging, Inc. (Rev. 10/2/01), formerly Chesapeake Containers
Chi Chi's
Christian Church Campuses
City of Louisville
Classic Security Door Systems (Del. 2/7/00)
Co op Real Estate Company (Del. 4/4/96)
Command Performance (Del. 4/4/96)
Command Performance ART 1 (Del. 4/4/96)

Command Performance SRT 2 (Del. 4/4/96)
Commissioners of Sinking Fund
Commonwealth Printing Company
Community Bio-Resources, aka, Community Blood & Plasma Corp.
Computer Wise
Conco Inc.
Continental Baking (Hostess)
Copy Corporation
Courier Carton, Inc.
Creative Fine Foods (Del. 4/4/96)
Crutcher Concrete Construction Company
Cummins Diesel Sales
Curtis 1000 (Del. 2/7/00)
Custom Design & Decor Incorporated (Del. 4/4/96)
D & K Optical (Del. 4/4/96)
D.D. Williamson & Company
Dismas House of KY, Inc.
Dispensers Optical
Distinctive Signs
Dixie Medical, Inc. (Del. 4/4/96)
Dixie Warehouse
East End Plumbing Supply, Inc.
Edward F. Heimbrock Company
Emergency Medical Associates
Employee Benefit Furniture Inc. (Del. 4/4/96)
Engineering Mgmt & Tech. (Del. 4/4/96)
Episcopal Church Home
Executive Leasing, Inc. (Del. 4/4/96)
Express Foods Company, Inc. (Del. 4/4/96)
Fantastic Sam's
Federal Paper Board Company, Inc. (Del. 4/4/96)
Gannett Direct Marketing Service.
George E. Fern Company
Gordon-Darby, Inc.
Greater Plumbing, Inc. (Del. 4/4/96)
Greenebaum, Doll & McDonald
Gregg's Cabinet Shop, Inc.
H&S Hardware Store (Del. 2/7/00)
Hazelwood (Del. 4/4/96)
Health Care Partners, Inc.
Heat Transfer Specialities
Highland Imports (SBR, Inc.) (Del. 2/7/00)
Hikes Point Paint & Wallpaper
Hillcreek Manor
Holy Cross High School (Del. 2/7/00)
Home Accent (Del. 4/4/96)

Home and Health Care
Hospice of Louisville
Housing Authority
Housing Opportunity (Del. 4/4/96)
Hyatt Regency
Image Printer, Inc.
Industrial Disposal Company
Industrial Water Treatment (Del. 4/4/96)
Quest Diagnostics, Inc. (Rev. 10/2/01), formerly International Clinical Lab, formerly
SmithKline Beecham Clinical Laboratories
International Tours of Louisville.
Ironsides, Inc (Del. 4/4/96)
J & J Enterprises Company (Del. 4/4/96)
J. E. Nolan & Company, Inc. (Del. 2/7/00)
J. J. Carter & Sons, Inc.
Jack Guthrie
Jeff Company Sheriff's Off. SRT 2
Jefferson Company Circuit Clerk
Jefferson County PVA
John Martin Dist. (Del. 4/4/96)
Jones Plastic & Engineering
Kentucky Credit Union League
Kentucky Humane Society
Kentucky Machinery
Kentucky Security Police (Del. 4/4/96)
Keystone Securities (Del. 4/4/96)
Kings Daughter's & Son's Home
KMS Sporting Goods (Del. 4/4/96)
Ky Country Day School, Inc. (Del. 2/7/00)
Ky Derby Festival Inc.
KY State AFL CIO
Lantech, Inc.
Levy Brothers (Del. 4/4/96)
Liter's Quarry, Inc.
Local Revenue Services, Inc. (Del. 2/7/00)
Louisville Central Comm. Center
Louisville Convention & Visitors Bureau
Louisville Bedding
 Louisville Business First
Louisville Cycle (Del. 4/4/96)
Louisville Fire Department
Louisville Forge and Gear Work
Louisville Frame and Fender
Louisville Golf
Louisville Home Fashion
Louisville Lift Truck

Louisville Micrographics (Del. 4/4/96)
Louisville Mill Supply Company
Louisville News Company
Louisville Scrap Material
Louisville Switching
Louisville Water Company
Lyndon Lane Nursing Home
Martin Enterprises, Inc. (Del. 4/4/96)
Mercer Meidinger
Merit Business Concepts, Inc. (Del. 4/4/96)
Michael Walters Industries (Del. 4/4/96)
Micro Designs (Del. 4/4/96)
Middletown Fire Department
Middletown Steel Company, Inc. (Del. 4/4/96)
Midland Communications Packaging, Inc.
Midtown Printers
Mike Alexander Dies, Inc.
Miller Company, Inc.
Morgan and Pottinger Attorney
Museum of History and Science
Muzak
National Education Center (Del. 2/7/00)
National Kidney Foundation (Del. 4/4/96)
National Lighting
Nibco
Noland Insurance Corporation (Del. 2/7/00)
NTS Development Company
Office Master (Del. 4/4/96)
Old Kentucky Home Council
Oscar Calhoun Decorating (Del. 4/4/96)
Packaging Un Limited
Paramount Foods, Inc. (Del. 2/7/00)
Park Kitchen (Del. 2/7/00)
Parkway Medical Center
Pella Products
Pepsi Cola General Bottlers
Pepsi Company (Del. 2/7/00)
Personnel Leasing, Inc. (Del. 4/4/96)
Peterson GMC Kenworth, Inc.
PIP (Del. 2/7/00)
Pleasant Place Home for Care
Pleasure Ridge Park Fire
Porter Paint Trade Dist Center
Porter Paint Company
Porter Paint Company District Office
Porter Paint Company Plant #1

Postal Instant Press
Presbyterian Community Center
Progressive Optical, Inc. (Del. 4/4/96)
Promotional Packaging Inc.
Protein Technologies, International
R.A. Ross and Associates
Rademaker Corporation
Rainbo Baking Company (Del. 11/01/02)
Ralston Purina ART 857
Ranbar Associates Inc. (Del. 4/4/96)
Ransdell Surgical Inc. (Del. 2/7/00)
Raque Food Systems
Ready Mix Concrete Company
Reece Service Ctr (SBR, Inc.)
River City Shredding Company
Robert Adelberg
Roy & Company, Inc.
Safety Moving and Storage
Saint Benedict Center
Saint Columba School
Schiller Hardware
Schimpeler Corradino Associates.
Sealy Mattress of Louisville (Del. 4/8/96)
Seebach Hotel
Service Employees International Union (Del. 4/8/96)
Service Warehouse, Inc. (Del. 4/8/96)
Seven Counties Services, Inc. (Del. 2/7/00)
Sewell Graphics
Signal Masters (Del. 4/8/96)
Smith Bros Trucking
Southern Millwork (Del. 4/8/96)
Southern Standard Carton, Inc.
Southern Styles, Inc. (Del 4/8/96)
SpectraCare, Inc.
St. Joe Paper Company
St. Matthews Exterminating Company
St. Matthews Manor
St. Michael's Cementery
St. Stephen Martyr School
Stauble Machine & Tool Company
Stone Container Corporation
Sullivan Business College (Del. 2/7/00)
Sullivan Screen Print Company, Inc.
Sun T.V., Inc. (Del. 4/8/96)
Super Office Supply
Superior Lawn Service

Superior Lawn Service
Superior Paper, Inc.
TECA, Inc.
The Academy (Del. 4/8/96)
 The Brown, A Camberly Hotel
The Counseling Center (Del. 4/8/96)
The Derby Cone Company, Inc.
The Louisville Collegiate School
The Louisville Defender
 -The Prudential Service Bureau, Inc. (Deleted 6/17/99)
Thoroughbred Containers, Inc.
Thoroughbred Graphids, Inc. (Del. 4/8/96)
Travel Professionals International
Treyton Oak Towers
Tri Scope Enterprises (Del. 4/8/96)
Tumbleweed Mexican Food, Inc.
U. H. M. Management Services, Inc. (Del. 2/7/00)
Union Housing Management
Union Labor Housing, Inc., (Del. 4/9/96)
United Leaseshares
 Universal Uniforms
Universal Woods, Inc.
Urban League
Vance Enterprises (Del. 4/8/96)
Varoky
VBM Corporation (Del. 4/8/96)
Visiting Nurse
 Vito's Villa, Inc., (Del. 4/8/96)
Waste Management of Louisville (SCA Serv.)
Whip Mix Corporation
Whirlpool Corporation (Del. 4/8/96)
WLKY Channel 32
Woodside Travel Services
Yellow Cab Emp. Benefit Association (Del. 4/8/96)

Employees of the following employer groups who work in Lexington,
Kentucky;

Associated Insurance (Del. 4/8/96)
B&B Electric Company
BFI Waste Systems
Bluegrass Coca Cola
Central KY Legal Services
Chrisman Miller Woodford, Inc.
Command Performance SRT 4
Fayette County Clerk SRT 1

Fayette County Sheriff's Off.
GS Media and Regents, Inc.
Hamill & McKinney
Harp Enterprises, Inc.
Hyatt Regency Lexington
International Clinical Lab
International Spike
J. J. Carter & Sons, Inc.
Kenneland Associates
Kentucky Machinery (Del. 2/7/00)
Kingsley Equipment (Del. 2/7/00)
Lexington Mack
Mid States Steel Products Company (Del. 2/7/00)
National Linen Service
Parker Seals
Radisson Plaza Hotel Lexington
Tri Tek
Visumatic

Employees of Underwriters Safety & Claims who work in Anchorage, Kentucky;

Employees of Kenco Associates who work in Ashland, Kentucky;

Employees of Caldwell Lace Leather who work in Auburn, Kentucky;

Employees of Knox County General Hospital and Appalachian Research who work in Barbourville, Kentucky;

Employees of American Greetings who work in Bardstown, Kentucky;

Employees of the following employer groups who work in Berea, Kentucky:

Dresser Industries
Motor Wheel Corporation
Parker Seals

Employees of the City of Bowling Green and Warren County who work in Bowling Green, Kentucky;

Employees of the following employer groups who work in Buckner, Kentucky;

East and Westbrook Concrete Company
Pearce Bros Ready Mix Concrete
RIGO
The Torbitt & Castleman Company

Employees of Owens Illinois and Nelson County Clerk who work in Bardstown, Kentucky;

Employees of Window Technology Systems of Cincinnati who work in Bellevue, Kentucky;

Employees of Boone County Fiscal Court and Acramold Engineering, Inc., who work in Burlington, Kentucky;

Employees of Taylor County Hospital who live in Campbellsville, Kentucky;

Employees of Campbell County who work in Campbell County, Kentucky;

Employees of Wolfe County who work in Campton, Kentucky;

Employees of Carroll County Hospital who work in Carrollton, Kentucky;

Employees of Delval, Appalachian Research and Waggener Walker Newspaper who work in Columbia, Kentucky;

Employees of Johnson Mathers (Nicholas Company) who work in Carlisle, Kentucky;

Employees of the St. Charles Nursing Home, Kenton County Jail, Kenton Company Sheriff's Deptment and Filon Silmar (Del. 2/7/00) who work in Covington, Kentucky;

Employees of the following employer groups who work in Crestwood, Kentucky;

Commonwealth Development Corporation (Del. 2/7/00)

Commonwealth Property Mgmt. (Del. 2/7/00)

Crews Unlimited, Inc. (Del. 2/7/00)

Dunhill of Louisville, Inc. (Del. 4/8/96)

Engineering Design Consultants (Del. 2/7/00)

Employees of Webber Farms, Inc., who work in Cynthiana, Kentucky;

Employees of Grant County Foods, Inc., who work in Dry Ridge, Kentucky;

Employees of Webster County who work in Dixon, Kentucky;

Employees of Do It Yourself Products and Hardin County Library who live in Elizabethtown, Kentucky;

Employees of Brunswick Division and the Eminence Speaker who work in Eminence, Kentucky;

Employees of the Post Glover, Inc., The Gap Stores, Inc., and the City of Erlanger who work in Erlanger, Kentucky;

Employees of the City of Elsmere who work in Elsmere, Kentucky;

Employees of Fleming County who work in Flemingsburg, Kentucky;

Employees of Franklin County who work in Franklin County, Kentucky;

Employees of Caldwell Leather Company, Simpson County, Franklin Simpson Memorial Hospital and the City of Franklin (Del. 2/7/00) who work in Franklin, Kentucky;

Employees of Preferred Stamping, GCA Group and Scott County Fiscal Court who work in Georgetown, Kentucky;

Employees of Barren County Fiscal Court who work in Glasgow, Kentucky; (Del. 2/7/00)

Employees of Poplar Grove Rest Home, Inc. who work in Greenville, Kentucky;

Employees of Osborn Manufacturing who work in Henderson, Kentucky;

Employees of Ohio County who work in Hartfore, Kentucky;

Employees of the Breckinridge Memorial Hospital who work in Hardinsburg, Kentucky;

Employees of Appalachian Research who work in Harlan, Kentucky;

Employees of Appalachian Research who work in Hazard, Kentucky;

Employees of Hancock County who work in Hawesville, Kentucky;

Employees of the City of Independence who work in Independence, Kentucky;

Employees of J. L. Harris & Assoc., and Sexauer who work in Jeffersontown, Kentucky;

Employees of the following employer groups who work in LaGrange, Kentucky;

Jenner Company
Kamex Construction
Oldham County

Employees of the City of Park Hill who work in Kenton County, Kentucky;

Employees of Fashcash Fantastic Sams and Bigg's Louisville who work in Middletown, Kentucky;

Employees of the following employer groups who work in Lawrenceburg, Kentucky;

Boulevard Distillers/Importers
Edward Sausage (Webber Farms)
Reliance Electric

Employees of Middleground, Inc., who work in Leitchfield, Kentucky;

Employees of Louisville Bedding who work in Munfordville, Kentucky;

Employees of Southern Specialty, Western KY Legal Services and Madisonville Manor Nursing who work in Madisonville, Kentucky;

Employees of Mt. Vernon Plastics Corporation who work in Mt. Vernon, Kentucky;
(Del. 2/7/00)

Employees of Dravo Lime and Dravo Lime Activity Fund who work in Maysville, Kentucky;

Employees of Rowan County who work in Morehead, Kentucky;

Employees of Trojan, Inc., and Whirlpool Corporation (Del. 2/7/00) who work in Mt. Sterling, Kentucky;

Employees of Appalachian Research who work in Manchester, Kentucky;

Employees of RADAC Corporation and Campbell County who work in Newport, Kentucky;

Employees of Ni Industries, Inc., Gulf States Paper Corporation and Donaldson Company, Inc., who work in Nicholasville, Kentucky;

Employees of the Opportunity Center and Daviess County Clerk who work in Owensboro, Kentucky;

Employees of GADD (Gateway Area Dev. Dist.) who work in Owinsville, Kentucky;

Employees of Oldham County who work in Oldham County, Kentucky;

Employees of the following employer groups who work in Paris, Kentucky:

Bourbon County Fiscal Court

Hansley Inc.
Hansley Industries, Inc.
International Spike
Paris Boubon Co Comm Dev Srt 1

Employees of Bell County who work in Pineville, Kentucky;

Employees of Appalachian Research and Pike County Court Clerks Office who work in Pikeville, Kentucky;

Employees of Caldwell County who work in Princeton, Kentucky;

Employees of Worldwide Equipment, Big Sandy Health Care, Appalachian Research and John P. Wells Garage who work in Prestonburg, Kentucky;

Employees of the following employer groups who work in Richmond, Kentucky:

Appalachian Research
Exide
Okonite Company
Sherwin Williams
Simmons Cable TV or Kentucky/Indiana

Employees of the following employer groups who work in Shelbyville, Kentucky;

Alusiusse Flexible Packaging, Inc.
Bullitt Company Sheriff Shift 2
Curtis Industries (Del. 10/17/02)
Electro Wire - Shelbyville or Campbellsburg
Katayama American Company, Inc.
King's Daughters Hospital
Murphy Industries, Inc. (Del. 2/7/00)
Plastic Parts
Shelby County
Shelby Industries
Shelbyville Pediatrics
Soltech, Inc.
Union Camp Corporation
Valley Industries

Employees of F B Purnell Sausage Company, Inc., and Leggett & Platts who work in Simpsonville, Kentucky;

Employees of Bullitt County Clerk and Bullitt Company Fiscal CT. SRT 1 who work in Shepherdsville, Kentucky;

Employees of the City of St. Matthews who work in St. Matthews, Kentucky;

Employees of the City of Shively who work in Shively, Kentucky;

Employees of Appalachian Research and Bluegrass Coca Cola who work in Somerset, Kentucky;

Employees of Logan County who work in Russellville, Kentucky;

Employees of Kistler Morse Corporation paid from Redmond, Washington who work in Kentucky;

Employees of the City of Sebree who live in Sebree, Kentucky;

Employees of Shelby County who work in Shelby County, Kentucky;

Employees of the listed groups who work in the following locations:

American Hospital for Rehabilitation Edgewood, Kentucky

Banana Republic Ehrlanger, Kentucky

Irvine Health Care Center Irvine, Kentucky

Employees of the following employer groups who work in Versailles, Kentucky;

Central Associated Eng.

Kuhlman Electric

The Flower Basket

Woodford County Government

United L-N Glass, Inc.

Employees of R. R. Crawford, Inc., who work in Whitesburg, Kentucky;

Employees of Sunn Musical and Grant County Hospital who work in Williamstown, Kentucky;

Employees of the Quality Mfg., Inc., Bundy Tubing and Rockwell International Corporation (Del. 2/7/00) who work in Winchester, Kentucky;

Employees of Pip Printing & Copying who work in Clarksville, Indiana;

Employees of Jacob's Enterprises, Inc., and Floyd Transportation Services who work in Jeffersonville, Indiana;

Employees of Bunny Bread and Metalite Corporation who work in New Albany, Indiana;

Employees of the Victory Freightway and Century Industries, Inc. who work in Sellersburg, Indiana;

Employees of Ralston Purina and International Clinical Lab who work in Evansville, Indiana;

Employees of Ortner-Freight Car who work in Mt. Orab, Ohio;

Members of the International Pilots Association in Louisville, Kentucky, who qualify for membership in accordance with their charter and bylaws in effect on February 22, 1995, limited to a maximum of 2,500 members;

Employees of the Gordon Darby Company who work in or are paid from Louisville, Kentucky; (Spinoff of Kentucky Branch 2/22/95)

45. Employees of R. C. Bigelow, Inc., who work in Louisville, Kentucky; (App. 3/23/95)

46. Employees of the named employer groups who work in Louisville, Kentucky or the named location:

The Cobb Group
Abell Elevator International
Adcom Wire Company - Nicholasville, Kentucky
The Southern Baptist Theological Seminary
Tri-State Roofing & Sheet Metal Company - Lexington, Kentucky
TDI Air Conditioning & Appliances - Tyler, Texas
Jalarco, Inc., d/b/a F. W. A. Transportation - Tyler, Texas
Physicians' Consulting & Review Services, Inc.,
World Research Company - Tyler, Texas
(App. 3/29/95)

47. Employees of Anson Stamping Co., Inc., and Franklin Asset Management who work in Louisville, Kentucky; (App. 5/16/95)

48. Employees of UPS Air Group, Air District, and Brokerage who work in Louisville, Kentucky, except those who are members in any Teamsters Local; (App. 7/7/95)

49. Employees of K-1 (USA) Corporation who work in Berea, Kentucky; (App. 8/16/95)

50. Employees of the named employer groups who work in Louisville or the named location in Kentucky:

Pulsar Industries, Inc.,
Medical Review, Inc.,

Elifino Restaurants, Inc.,
Willow Pond Farm
Eagle Sign & Design
The Sherwin-Williams Company - Richmond
Skees Engineering, Inc.,
C & L Sales and Service
Hanna Anderson
Acoustical and Dry Wall Supply
American Remodeling, Inc., (Del. 2/7/00)
Lexington Sports Club - Lexington
Mikron Industries, Inc., - Richmond
Council on Licensure, Enforcement and Regulation (CLEAR) -
Lexington
Beasley Mortgage Services, Inc.,
Fibreworks
D & F Electrical Contractors
Health Care Excel

(App. 1/25/96)

51. Employees of Phillips Diversified Manufacturing, Inc., who work in Annville, Kentucky; (App. 2/29/96)

52. Employees of the Summit Care Corporation's, longterm care facilities, The Clairmont and Colonial Manor who work in Tyler, Texas; (App. 8/28/96)

53. Employees of Advanced ChemTech who work in Louisville, Kentucky; (App. 9/30/96)

54. Employees of Bolton Brothers Industries, Inc., who work in Jacksonville, Texas; (App. 10/7/96)

55. Employees of the listed employer groups who work in the named location:

Housekeeping Services - Milton, Kentucky;
PeopLease Corporation - Jeffersonville, Indiana;

(App. 10/25/96)

56. Employees of Staffing Solutions who work in or are paid from Louisville, Kentucky; (App. 10/25/96)

57. Groups of persons with occupational common bonds which are located within 25 miles of one of the credit union's service facilities, which have provided a written request for service to the credit union, which do not presently have credit union service available, and which have no more members in the group than the maximum

number established by the NCUA Board for additions under this provision: Provided, however, that the National Credit Union Administration may permanently or temporarily revoke the power to add groups under this provision upon a finding, in the Agency's discretion, that permitting additions under this provision are not in the best interests of the credit union, its members, or the National Credit Union Share Insurance Fund; (App. 3/29/95) - Revoked per injunction issued 10/25/96

57. All groups enrolled in accordance with the Streamlined Expansion Procedure prior to the 10/25/96 court injunction that are included in the SEP Log received in the Regional Office as of January 11, 1999; (App. 1/20/99)

58. Employees of Kokoku Rubber Co. who work in Richmond, Kentucky; (App. 1/20/99)

59. Employees of ResCare who work in Louisville, Kentucky; (App. 1/22/99)

60. Employees of Bluegrass Sprinkler Co., Inc., who work in Louisville, Kentucky; (App. 1/26/99)

61. Employees of HEBB Industries, Inc., who work in Tyler, Texas; (App. 1/26/99)

62. Employees of Industrial Powder Coating, Inc., who work in Shelbyville, Kentucky; (App. 2/10/99)

63. Employees of Ameristaff, Inc., who work in or are paid from Louisville, Kentucky; (App. 2/10/99)

64. Employees of Aperture who work in Louisville, Kentucky; (App. 3/17/99)

65. Employees of Bluegrass Family Health who work in Lexington, Kentucky; (App. 3/17/99)

66. Employees of Lloyd & McDaniel, PLC who work in Louisville, Kentucky; (App. 3/17/99)

67. Employees of Appriss, Inc., formerly Vine Company (Rev. 10/06/00) who work in Louisville, Kentucky; (App. 3/17/99)

68. Employees of KA.net Internet Services who work in Louisville, Kentucky; (App. 3/17/99)

69. Employees of Commonwealth Ford Lincoln Mercury who work in Richmond, Kentucky; (App. 4/01/99)

70. Employees of Matsushita who work in Berea, Kentucky; (App. 4/01/99)

71. Employees of William L. Trent Masonry who work in Floyd Knobs, Indiana; (App. 4/06/99)
72. Employees of Hurstbourne Care and Rehabilitation Centre who work in Louisville, Kentucky; (App. 4/06/99)
73. Employees of American Clearinghouse who work in Louisville, Kentucky; (App. 4/19/99)
74. Employees of Dixie Warehouse Services, LLC, who are paid from Louisville, Kentucky; (App. 5/4/99)
75. Employees of Dixie Real Properties, LLC, who are paid from Louisville, Kentucky; (App. 5/4/99)
76. Employees of SHPS, Inc. who work in or are paid from Louisville, Kentucky; (App. 6/17/99)
77. Employees of PMD Corporation who work in Richmond, Kentucky; (App. 6/17/99)
78. Employees of Pfaehler's Prestige Cleaning who work in Florence, Kentucky; (App. 6/17/99)
79. Employees of Nelco, Inc., who work in or are paid from Louisville, Kentucky; (App. 8/9/99)
80. Employees of PRO-LIQUITECH who work in Louisville, Kentucky; (App. 8/9/99)
81. Employees of Richmond Auto Parts Technology, Inc., who work in Richmond, Kentucky; (App. 8/19/99)
82. Employees of Coy Dodd Air Conditioning, Inc., who work in or are paid from Tyler, Texas; (App. 8/19/99)
83. Employees of JC Tech Industries, Inc. who work in McKee, Kentucky; (App. 9/20/99)
84. Employees of Red Hed Oil Company who are paid from Richmond, Kentucky; (App. 9/20/99)
85. Employees of First American Default Management Solutions, formerly Barrett, Burke, Wilson, Castle, Daffin & Frappier, L.L.P. (Rev. 9/15/00) who work in Louisville, Kentucky; (App. 9/20/99)

86. Employees of Progressive Systems who are paid from Richmond, Kentucky; (App. 9/20/99)
87. Employees of Landis Gardner who work in Hebron, Kentucky; (App. 10/4/99)
88. Employees of Supreme Fitness, Inc., who work in or are paid from Florence, Kentucky; (App. 10/4/99)
89. Employees of Ajax Magnethermic Corporation, and its subsidiary Lectodryer Corporation who work in Richmond, Kentucky; (App. 10/4/99)
90. Employees of UFI Parts, Inc. who work in or are paid from Tyler, Texas; (App. 11/17/99)
91. Employees of Consumer Cable, Inc. who work in or are paid from Louisville, Kentucky; (App. 11/17/99)
92. Employees of Amercool Manufacturing, Inc. who work in or are paid from Whitehouse, Texas; (App. 11/17/99)
93. Employees of Johns Manville who work in or are paid from Florence, Kentucky; (App. 11/17/99)
94. Employees of Commonwealth Industries, Inc. who work in Louisville, Kentucky; (App. 12/20/99)
95. Employees of Process Manufacturing, Inc. who work in Richmond, Kentucky; (App. 12/20/99)
96. Employees of Villa Homes, Inc. who work in Florence, Kentucky; (App. 12/20/99)
97. Employees of John Waters, Inc., who work in, are paid from, or are supervised from Louisville, Kentucky; (App. 2/10/00)
98. Employees of Louisville Riverbats who work in, are paid from, or are supervised from Louisville, Kentucky; (App. 2/10/00)
99. Employees of Interior Services, two divisions, Bruce Wholesale Flooring and Interspace Limited who work in, or are paid from, or are supervised from Lexington, Kentucky; (App. 3/7/00)
100. Employees of Watterson City Office Park who work in, or are paid from, or are supervised from Louisville, Kentucky; (App. 3/3/00)

101. Employees of Trillium Industries, Inc., who work in, are paid from or are supervised from Louisville, Kentucky; (App. 3/21/00)
102. Employees of Teletouch Communications, Inc who work in, are paid from, or are supervised from Tyler, Texas; (App. 3/21/00)
103. Employees of G & W Machine Inc. who work in, are paid from, or are supervised from Richmond, Kentucky; (App. 3/21/00)
104. Employees of A-1 Nail & Tool Supply who work in, are paid from, or are supervised from Tyler, Texas; (App. 3/21/00)
105. Employees of Intertape Polymer Group who work in, are paid from or are supervised from Richmond, Kentucky; (App. 3/21/00)
106. Employees of The Rawlings Company LLC who work in, are paid from, or supervised from Louisville, Kentucky; (App. 3/21/00)
107. Employees of Rawlings & Associates who work in, are paid from, or are supervised from Louisville, Kentucky; (App. 3/21/00)
108. Employees of Cellular One who work in, are paid from, or are supervised from Richmond, Kentucky; (App. 5/4/00)
109. Employees of Kelly Air Conditioning & Heating who work in, are paid from, or are supervised from Whitehouse, Texas; (App. 5/4/00)
110. Employees of Electronic Arts who work in, are paid from, or are supervised from Louisville, Kentucky; (App. 5/4/00)
111. Employees of GE Financial Assurance/Partnership Marketing Group who work in, are paid from, or are supervised from Louisville, Kentucky; (App. 5/4/00)
112. Employees of The Mailhouse who work in, are paid from, or are supervised from Louisville, Kentucky; (App. 6/6/00)
113. Employees of Stuedle, Spears & Company, PSC who work in, are paid from, or are supervised from Louisville, Kentucky; (App. 6/13/00)
114. Employees of Texas RoadHouse who work in, are paid from, or are supervised from Louisville, Kentucky; (App. 6/13/00)
115. Employees of Meehan & Ellis, PLLC Law Office who work in, are paid from, or are supervised from Louisville, Kentucky; (App. 7/10/00)

116. Employees of Advanced Reprographics & Supplies who work in, are paid from, or are supervised from Louisville, Kentucky; (App. 7/10/00)
117. Employees of Burnett Motor Sports who work in, are paid from or are supervised from Louisville, Kentucky; (App. 8/25/00)
118. Employees of Kentucky Steel Center, Inc. who work in, are paid from or are supervised from Berea, Kentucky; (App. 8/25/00)
119. Employees of Service Net, Inc. who work in, are paid from or are supervised from Louisville, Kentucky and New Albany, Indiana; (App. 8/25/00)
120. Employees of Aqua Perfect who work in, are paid from or are supervised from Louisville, Kentucky; (App. 9/29/00)
121. Employees of Charles E. Robinson, Jr., D.D.S. who work in, are paid from or are supervised from Tyler, Texas; (App. 9/29/00)
122. Employees of Prominence Communications, Inc. who work in, are paid from or are supervised from Louisville, Kentucky; (App. 9/29/00)
123. Employees of Sonny Bishop Cars who work in, are paid from or are supervised from Louisville, Kentucky; (App. 9/29/00)
124. Employees of Stonewall Jackson Mold, Inc. who work in, are paid from or are supervised from Annville, Kentucky; (App. 9/29/00)
125. Employees of Richmond Utilities who work in, are paid from or are supervised from Richmond, Kentucky; (App. 10/19/00)
126. Employees of Adware Systems, Inc. who work in, are paid from or are supervised from Louisville, Kentucky; (App. 11/14/00)
127. Employees of Bunch & Brock, Attorneys at Law who work in, are paid from or are supervised from Lexington, Kentucky; (App. 11/14/00)
128. Employees of Mister Money USA who work in, are paid from or are supervised from Lexington, Kentucky; (App. 11/14/00)
129. Employees of Burton Engineering Associates, LLC. who work in, are paid from or are supervised from Tyler, Texas; (App. 11/16/00)
130. Employees of City of Whitehouse who work in or are paid and supervised from Whitehouse, Texas; (App. 12/11/00)

131. Employees of Near New Autos, Inc. who work in or are paid and supervised from Berea, Kentucky; (App. 12/11/00)
132. Employees of Tocor, Inc. who work in or are paid from or are supervised from Louisville, Kentucky; (App. 1/08/01)
133. Employees of Trilogy Health Service, LLC who work in, or are paid from or are supervised from Louisville, Kentucky; (App. 1/9/01)
134. Employees of Elledge Engineering Group, Inc., who work in, are paid from, or are supervised from Tyler, Texas; (App. 1/17/01)
135. Employees of Stratos Group Limited, inc. who work in or are paid from or are supervised from Louisville, Kentucky; (App. 1/30/01)
136. Employees of Adelpia Communications who work in or are supervised from Richmond, Kentucky; (App. 2/14/01)
137. Employees of Southern Madison Water District who work in, are paid from or are supervised from Berea Kentucky; (App. 2/14/01)
138. Employees of EnerSys, Inc. who work in, or are paid from, or are supervised from Richmond, Kentucky; (App. 03/13/01)
139. Employees of Pegasus Industries who work in, or are paid from, or are supervised from Louisville, Kentucky; (App. 03/27/01)
140. Employees of Specialized Technical Services, Inc., who work in, or are paid from, or are supervised from Richmond, Kentucky; (App. 03/27/01)
141. Employees of Ultra Shield Race Products who work in, or are paid from, or are supervised from Flint, Texas; (App. 03/27/01)
142. Employees of South Park Tool & Die, Inc. who work in, are paid from or are supervised from Richmond, Kentucky; (App. 4/12/01)
143. Employees of Craft & Company, P.S.C. who work in, are paid from or are supervised from Richmond, Kentucky; (App. 4/26/01)
144. Employees of 44 Auto Mart who work in or are paid from or are supervised from Shepherdsville, Kentucky; (App. 5/15/01)
145. Employees of Wal-Mart Store # 2783 who work in or are supervised from Lexington, Kentucky; (App. 5/15/01)
146. Employees of Computrex Logistics who work in Louisville, Kentucky;

147. Members of Highland Park Homeowners Association located in Richmond, Kentucky, who qualify for membership in accordance with their charter and bylaws in effect on May 31, 2001; (App. 05/31/01)
148. Employees of Honda of Richmond who work in, or are paid from, or are supervised from Richmond, Kentucky. (App. 06/15/01)
149. Employees of Boone County Sheriff's Department who work in, or are paid from, or are supervised from Burlington, Kentucky; (App. 06/15/01)
150. Employees of Louisville Bedding Company who are paid from or are supervised from Louisville, Kentucky; (App. 7/16/01)
151. Employees of Asus Technology Services, Inc. who work in, are paid from or are supervised from Louisville, Kentucky; (App. 7/24/01)
152. Employees of POS Data who work in or are supervised from Louisville, Kentucky; (App. 7/24/01)
153. Employees of Tyler Professional Staffing, Inc. who work in, are paid from or are supervised from Tyler, Texas; (App. 7/24/01)
154. Employees of a Technological Advantage, Inc., who work in or are paid from, or are supervised from Louisville, Kentucky; (App. 08/07/01)
155. Employees of Sears, Louisville Regional Credit Card Operations Center who work in or are supervised from Louisville, Kentucky; (App. 08/22/01)
156. Employees of Chapter 13 Trustee who work in, are paid from or are supervised from Lexington, Kentucky; (App. 8/29/01-INT)
157. Employees of McIntyre Plumbing, Inc. who work in, or are paid from, or are supervised from Tyler, Texas; (App. 09/04/01-INT)
158. Employees of Chransye, Inc. who work in, are paid from or are supervised from Richmond, Kentucky; (App. 9/7/01)
159. Employees of Sandra Luster Parimedical Services who work in, are paid from or are supervised from Berea, Kentucky; (App. 9/7/01)
160. Employees of XL Industrial Specialties who work in, are paid from or are supervised from Tyler, Texas; (App. 9/7/01)
161. Employees of Cox Communication who work in, are paid from or are supervised from Tyler, Texas; (App. 9/25/01-INT)

162. Employees of Kentucky Indiana Mortgage Funding who work in or are supervised from Louisville, Kentucky; (App. 10/26/01-INT)
163. Employees of Arthritis Center of Lexington who work in or are supervised from Lexington, Kentucky; (App. 10/26/01-INT)
164. Employees of Tri-Lite Sales who work in, or are paid from, or are supervised from Louisville, Kentucky; (App. 11/13/01-INT)
165. Persons who live, work, worship, or attend school in, and businesses and other legal entities located in Madison County, Kentucky, an underserved community as defined in Chapter 3, Section III and in accordance with Chapter 2, Section V of the NCUA Chartering and FOM Manual; (App. 11/29/01)
166. Employees of Thermex Thermatron who work in, are paid from or are supervised from Louisville, Kentucky; (App. 12/13/01-INT)
167. Employees of Electronic Security Systems, Inc. who work in, or are paid from, or are supervised from Louisville, Kentucky; (App. 02/12/02-INT)
168. Employees of Main Street Realty who work in, or are paid from, or are supervised from Louisville, Kentucky; (App. 02/12/02-INT)
169. Employees of Southwest Homes, Inc. who work in, or are paid from, or are supervised from Tyler, Texas; (App. 02/12/02-INT)
170. Employees of Stored Value Systems who work in, or are paid from, or are supervised from Louisville, Kentucky; (App. 02/12/02-INT)
171. Employees of Ticketmaster who work in, or are paid from, or are supervised, from Louisville, Kentucky; (App. 02/12/02-INT)
172. Employees of GE Capital Modular Space who work in or are supervised from Louisville, Kentucky; (App. 02/27/02-INT)
173. Employees of Excel Landscape Maintenance, Inc. who work in, or are paid from, or are supervised from Villa Hills, Kentucky; (App. 02/27/02-INT)
174. Employees of Able Security Services, Inc. who work in, or are supervised from, or are headquartered in Fort Wright, Kentucky; (App. 02/27/02-INT)
175. Members of the National Physicians Insurance Association, LLC located in Louisville, Kentucky who qualify for membership in accordance with their charter and bylaws in effect on August 17, 1998; (App. 03/07/02)

176. Employees of Rentway who work in, or are paid from, or are supervised from, or are headquartered in Florence, Kentucky; (App. 03/14/02-INT)
177. Employees of Ahead Human Resources who work in, are paid from or are supervised from Louisville, Kentucky; (App. 3/20/02-INT)
178. Employees of USA IMAGE TECHNOLOGIES INC. who work in, or are paid or supervised from LOUISVILLE, Kentucky; (App. 4/30/02-INT)
179. Employees of Perm Cast LLC who work in, or are paid or supervised from Cynthiana, Kentucky; (App. 5/9/02-INT)
180. Employees of Jeffersontown Chamber of Commerce who work in, or are paid or supervised from Jeffersontown, Kentucky; (App. 05/21/02-INT)
181. Employees of Prompt Care who work in, or are paid or supervised from Louisville, Kentucky; (App. 05/21/02-INT)
182. Employees of Team TMSI who work in, or are paid or supervised from Jeffersonville, Indiana; (App. 05/21/02-INT)
183. Employees of First Choice Management Services who work in, or are paid or supervised from Tyler, Texas; (App. 5/22/02-INT)
184. Employees of Smucker's who work in, or are paid or supervised from Lexington, Kentucky; (App. 6/10/02-INT)
185. Employees of Prudential Heating and Air Conditioning Co. who work in Louisville, Kentucky; (App. 07/11/02-INT)
186. Employees of Chiropractic Family Wellness Center who work in, or are paid or supervised from Florence, Kentucky; (App. 08/01/02-INT)
187. Employees of Estill County Emergency Medical Service who work in, or are paid or supervised from Irvine, Kentucky; (App. 08/01/02-INT)
188. Employees of Marketing Solutions who work in, or are paid or supervised from Louisville, Kentucky; (App. 8/15/02-INT)
189. Employees of Bryan Miller Motors who work in, or are paid or supervised from Owingsville, Kentucky; (App. 8/15/02)
190. Employees of Louis Allis who work in, or are paid or supervised from Louisville, Kentucky; (App. 08/20/02-INT)

191. Employees of Louisville Auto Spring who work in, or are paid or supervised from Louisville, Kentucky; (App. 08/20/02-INT)
192. Employees of Melco Industries, Inc. who work in, or are paid or supervised from Louisville, Kentucky; (App. 08/20/02-INT)
193. Employees of Falk Audio who work in, or are paid or supervised from Louisville, Kentucky; (App. 9/12/02-INT)
194. Employees of Sara Lee Bakery who work in, or are paid or supervised from Louisville, Kentucky; (App. 9/13/02-INT)
195. Employees of Sport Paint who work in, or are paid or supervised from Louisville, Kentucky; (App. 9/13/02-INT)
196. Employees of Donaghy Disposal who work in, or are paid or supervised from Clarksville, Indiana; (App. 09/26/02-INT)
197. Employees of Employee Management Services who work in or are supervised from Lexington, Kentucky; (App. 09/26/02-INT)
198. Employees of Barnes Distribution who work in, or are paid or supervised from Shelbyville, Kentucky; (App. 10/02/02-INT)
199. Employees of Weyerhaeuser Company who work in or are supervised from Louisville, Kentucky; (App. 10/08/02-INT)
200. Employees of Abel Construction Company Inc. who work in, or are paid or supervised from Louisville, Kentucky; (App. 10/21/02-INT)
201. Employees of BRINKS who work in, or are paid or supervised from Louisville, Kentucky; (App. 12/04/02-INT)
202. Employees of Kentucky Meat & Seafood, Inc. who work in, or are paid or supervised from Nicholasville, Kentucky; (App. 12/12/02-INT)
203. Employees of KMS Auto Sales Inc. who work in, or are paid or supervised from Nicholasville, Kentucky; (App. 12/12/02-INT)
204. Employees of Dutch's ChevyOlds who work in, or are paid or supervised from Mt. Sterling, Kentucky; (App. 12/30/02-INT)
205. Employees of Friendship Ford who work in, or are paid or supervised from Mt. Sterling, Kentucky; (App. 12/30/02-INT)

206. Employees of Lyndon Millwork who work in, or are paid or supervised from Louisville, Kentucky; (App. 1/9/03-INT)

207. Employees of River City Interiors who work in, or are paid or supervised from Louisville, Kentucky; (App. 1/13/03-INT)

208. Persons who live, work, worship, or attend school in, and businesses and other legal entities located in the prescribed underserved community in Bullitt County, Kentucky an underserved community as defined in Chapter 3, Section III and in accordance with Chapter 2, Section V of the NCUA Chartering and FOM Manual;

Prescribed community: The part of Bullitt County bounded by the following:

Starting at the north east corner of census tract 201, go south following the Bullitt/Spencer County line until intersecting with Highway 44. Go west on Highway 44 until intersecting with Beibel Branch. Go west on Beibel Branch until intersecting with Floyds Fork Creek, go north on Floyde Fork Creek until intersecting with Bullitt/Jefferson County line. Go east following Bullitt/Jefferson County line until intersecting at corners of Bullitt, Jefferson and Spencer County line.

209. Persons who live, work, worship, or attend school in, and businesses and other legal entities located in the prescribed underserved community in Bullitt County, Kentucky an underserved community as defined in Chapter 3, Section III and in accordance with Chapter 2, Section V of the NCUA Chartering and FOM Manual;

Prescribed community: The part of Bullitt County bounded by the following:

Starting at the northeast corner of census tract 0211, travel southeast along the Spencer/Bullitt County line to the Bullitt, Nelson, and Spencer county line intersection. Go southwest along the Bullitt/Nelson County line until it intersects with Highway 245. Travel west along Highway 245 continuing past Interstate 65 until intersecting with Highway 61. Travel north on Highway 61 until it crosses Long Lick Creek. Follow Long Lick Creek north until it intersects Highway 44. Travel along Highway 44 west until reaching Bullitt/Jefferson County line. Travel northeast along Bullitt/Jefferson County line until intersecting with Interstate 65. Travel south on Interstate 65 until intersecting with Blue lick Creek. At the intersection of 65 and Blue Lick Creek go southeast on Blue Lick Creek until intersecting with Floyds Fork Creek. Go south on Floyds Fork and follow Floyds Fork south until intersecting with Salt River. Go east along the Salt River until the intersection of the Bullitt, Spencer County lines.

210. Employees of Pro Tint who work in, or are paid or supervised from Louisville, Kentucky; (App. 1/31/03-INT)

211. Employees of Gerard Jewelers, LLC who work in, or are paid or supervised from Louisville, Kentucky; (App. 2/3/03-INT)

212. Employees of Rouben's LTC Pharmacy who work in, or are paid or supervised from Louisville, Kentucky; (App. 2/3/03-INT)

213. Employees of Rouben's Pharmacy who work in, or are paid or supervised from Louisville, Kentucky; (App. 2/3/03-INT)

214. Employees of Scotty's Pharmacy who work in, or are paid or supervised from Louisville, Kentucky; (App. 2/3/03-INT)

215. Persons who live, work, worship, or attend school in, and businesses and other legal entities located in the prescribed underserved community in census tracts 9802, 9803, 9804 of Estill County, Kentucky an underserved community as defined in Chapter 3, Section III and in accordance with Chapter 2, Section V of the NCUA Chartering and FOM Manual;

Prescribed community: The part of Estill County bounded by the following:

Starting at the northern most point of Census Tract 9802 at Highway 977 and the intersection of the Clark, Madison, and Estill County lines, follow the Estill County, Clark County line southeast to the intersection of the Clark, Estill, and Powell County lines; continue along the Estill County, Powell County line to intersecting with Highway 213. Follow Highway 213 south until intersecting with Highway 52. Follow Highway 52 southwest until intersecting with Highway 1571. Continue southeast on Highway 1571 to Highway 1398. Follow Highway 1398 to the Estill County, Lee County line. Follow Estill County, Lee County line southwest to the intersection of the Estill, Jackson, and Lee County lines. Follow the Estill County, Jackson County line west to the intersection of the Jackson, Estill, Madison County lines. Continue along the Estill County, Madison County line back up to Highway 977 at the intersection of Clark, Madison, and Estill County lines. (App. 3/4/03)

216. Employees of MAC Print who work in, or are paid or supervised from Louisville, Kentucky; (App. 03/05/03-INT)

217. Persons who live, work, worship, or attend school in, and businesses and other legal entities located in Jackson County, Kentucky an underserved community as defined in Chapter 3, Section III and in accordance with Chapter 2, Section V of the NCUA Chartering and FOM Manual; (App. 3/14/03)

218. Employees of Snelling Personnel Services who work in, or are paid or supervised from Louisville, Kentucky; (App. 3/25/03-INT)

219. Employees of ICG Communications who work in Louisville, Kentucky; (App. 4/1/03-INT)

220. Employees of Big Brothers Big Sisters of Kentuckiana who work in, or are paid or supervised from Louisville, Kentucky; (App. 04/07/03-INT)
221. Employees of Castle of Color, Inc. who work or are headquartered in Nicholasville, Kentucky; (App. 04/11/03-INT)
222. Employees of Asphalt Paving and Maintenance, Inc. who work in, or are paid or supervised from Lexington, Kentucky; (App. 04/15/03-INT)
223. Employees of Adams, Frazier, Anderson Inc. Consulting Engineers who work in, or are paid or supervised from Lexington, Kentucky; (App. 04/17/03-INT)
224. Employees of Fern Creek Auto Sales who work in, or are paid or supervised from Louisville, Kentucky; (App. 04/25/03-INT)
225. Employees of Paula York, Inc. who work in, or are paid or supervised from Louisville, Kentucky; (App. 04/29/03-INT)
226. Employees of D.S.R Inc. who work in, or are paid or supervised from Fisherville, Kentucky; (App. 06/10/03-INT)
227. Employees of Fairdale Fire Department who work in or are headquartered in Louisville, Kentucky; (App. 06/13/03-INT)
228. Employees of Lloyd-Bilyeu Construction Company, Inc. who work in, or are paid or supervised from Louisville, Kentucky; (App. 06/19/03-INT)
229. Employees of Derby Fabricating Inc. who work in, or are paid or supervised from Louisville, Kentucky; (App. 06/19/03-INT)
230. Persons who live, work, worship, or attend school in, and businesses and other legal entities located in the prescribed underserved community in census tract 39.01 of Fayette County, Kentucky an underserved community as defined in Chapter 3, Section III and in accordance with Chapter 2, Section V of the NCUA Chartering and FOM Manual; (App. 6/23/03)

Prescribed underserved community: Fayette County, Kentucky census tract 39.01 bounded by the following:

Starting at the northern most point of census tract 39.01, at the intersection of New Circle Road and Palumbo Drive, follow Palumbo Drive southeast until it intersects with Man O War. Continue southwest on Man O War until intersecting with Richmond Road. Follow Richmond Road northwest until it meets New Circle Road and follow New Circle Road north back to the starting point.

231. Persons who live, work, worship, or attend school in, and businesses and other legal entities located in the prescribed underserved community in census tracts 34.04 and 35.02, as prescribed below, in Fayette County, Kentucky an underserved community as defined in Chapter 3, Section III and in accordance with Chapter 2, Section V of the NCUA Chartering and FOM Manual; (App. 6/23/03)

Prescribed underserved community: Fayette County, Kentucky census tracts 34.04 and 35.02 bounded by the following:

Starting at the intersection of Lansdowne and New Circle Rd in Census Tract 35.02, follow New Circle Rd east until intersecting with Centre. Follow Centre south until intersecting with Armstrong Mill Rd. Follow Armstrong Mill northwest until meeting Bates Creek. Follow Bates Creek south until intersecting with Wilson Downing Dr. Continue on Wilson Downing northwest until intersecting with Lansdowne and follow Lansdowne north back to the starting point.

232. Persons who live, work, worship, or attend school in, and businesses and other legal entities located in the prescribed underserved community in census tracts 1, 2, 3, 4, 7, 8.01, 8.02, 9, 10, 11, 12, 13, 14, 15, 16, 18, 19, 20, 31.01, 37, and 38.01, as prescribed below, in Fayette County, Kentucky an underserved community as defined in Chapter 3, Section III and in accordance with Chapter 2, Section V of the NCUA Chartering and FOM Manual; (App. 6/23/03)

Prescribed underserved community: Fayette County, Kentucky census tracts 1, 2, 3, 4, 7, 8.01, 8.02, 9, 10, 11, 12, 13, 14, 15, 16, 18, 19, 20, 31.01, 37, and 38.01 bounded by the following:

Starting at the intersection of Versailles Rd and the Fayette County line, continue along the Fayette County line north/northeast until intersecting with Georgetown Rd. Follow Georgetown Rd southeast until intersecting with I-64/I-75. Continue on I-64/I-75 until intersecting with Russell Cave. Follow Russell Cave northeast to Swigert. Continue on Swigert southeast until running into Paris Pike. Follow Paris Pike southwest until intersecting with I-64/I-75. Follow I-64/I-75 northwest back to Russell Cave. Continue on Russell Cave southwest to New Circle Rd. Follow New Circle Rd west until intersecting with Southern Railroad. Follow Southern Railroad south until meeting Leestown Rd. Continue northwest on Leestown until it meets with Forbes Ln. Follow Forbes Ln southwest until intersecting with Frankfort. Continue on Frankfort northwest to New Circle Rd. Follow New Circle east/southeast to 3rd St. Continue northwest on 3rd St until intersecting with Midland. Follow Midland west until intersecting with Main St. Follow Main St south until intersecting with Ransom. Follow Ransom southwest until intersecting with Bates Creek. Continue along Bates Creek south until intersecting with Woodlawn. Continue on Woodlawn southwest until it meets with Columbia. Follow Columbia South/southwest until meeting with Cooper. Follow northwest along Cooper until it turns into Waller continue northwest along Waller until it turns into Mason Headley. Continue northwest on Mason Headley

until intersecting with Versailles Rd. Continue west on Versailles Rd back to starting point.

233. Employees of Fern Creek Fire Department who work in, or are paid or supervised from Louisville, Kentucky; (App. 06/27/03-INT)

234. Members of Phillips Memorial Christian Methodist Episcopal Church located in Louisville, Kentucky; (App. 7/18/03-INT)

235. Employees of Flowers by Juliet who work in or are supervised from Louisville, Kentucky; (App. 08/12/03-INT)

236. Employees of and students attending Concept Displays, Inc. in Louisville, Kentucky; (App. 08/12/03-INT)

237. Employees of Louisville Memorial Auditorium who work in, or are paid or supervised from Louisville, Kentucky; (App. 08/22/03-INT)

238. Employees of Solid Rock Church of God who work in, or are paid or supervised from Louisville, Kentucky; (App. 9/10/03-INT)

239. Employees of Layers who work in, or are paid or supervised from Louisville, Kentucky; (App. 9/23/03-INT)

240. Persons who live, work, worship, or attend school in, and businesses and other legal entities located in census tract 202, as prescribed below, in Clark County, Kentucky an underserved community as defined in Chapter 3, Section III and in accordance with Chapter 2, Section V of the NCUA Chartering and FOM Manual; (App. 10/7/03)

Prescribed underserved community: Clark County, Kentucky census tract 202 bounded by the following:

Starting at the northern most point of census tract 202 follow Woodruff Creek southeast until running into Combs Mountain Pkwy. Continue on Combs Mountain Pkwy southeast until intersecting with Irvine Rd. Follow Irvine Rd southwest and then northwest until running into Lexington Ave. Continue on Lexington Ave until intersecting with Strodes Creek. Follow Strodes Creek northeast to the starting point at the intersection of Strodes Creek and Woodruff Creek.

241. Spouses of persons who died while within the field of membership of this credit union; employees of this credit union; persons retired as pensioners or annuitants from the above employment; members of the immediate family or household; and organizations of such persons."

242. and the following corporate entities:

Gerard Jewelers, LLC (App. 2/3/03)
Rouben`s LTC Pharmacy (App. 2/3/03)
Rouben`s Pharmacy (App. 2/3/03)
Scotty`s Pharmacy (App. 2/3/03)

Any questions on the enclosed amendment form or instructions should be directed to the Division of Insurance in this office.

Sincerely,

Alonzo A. Swann III
Regional Director

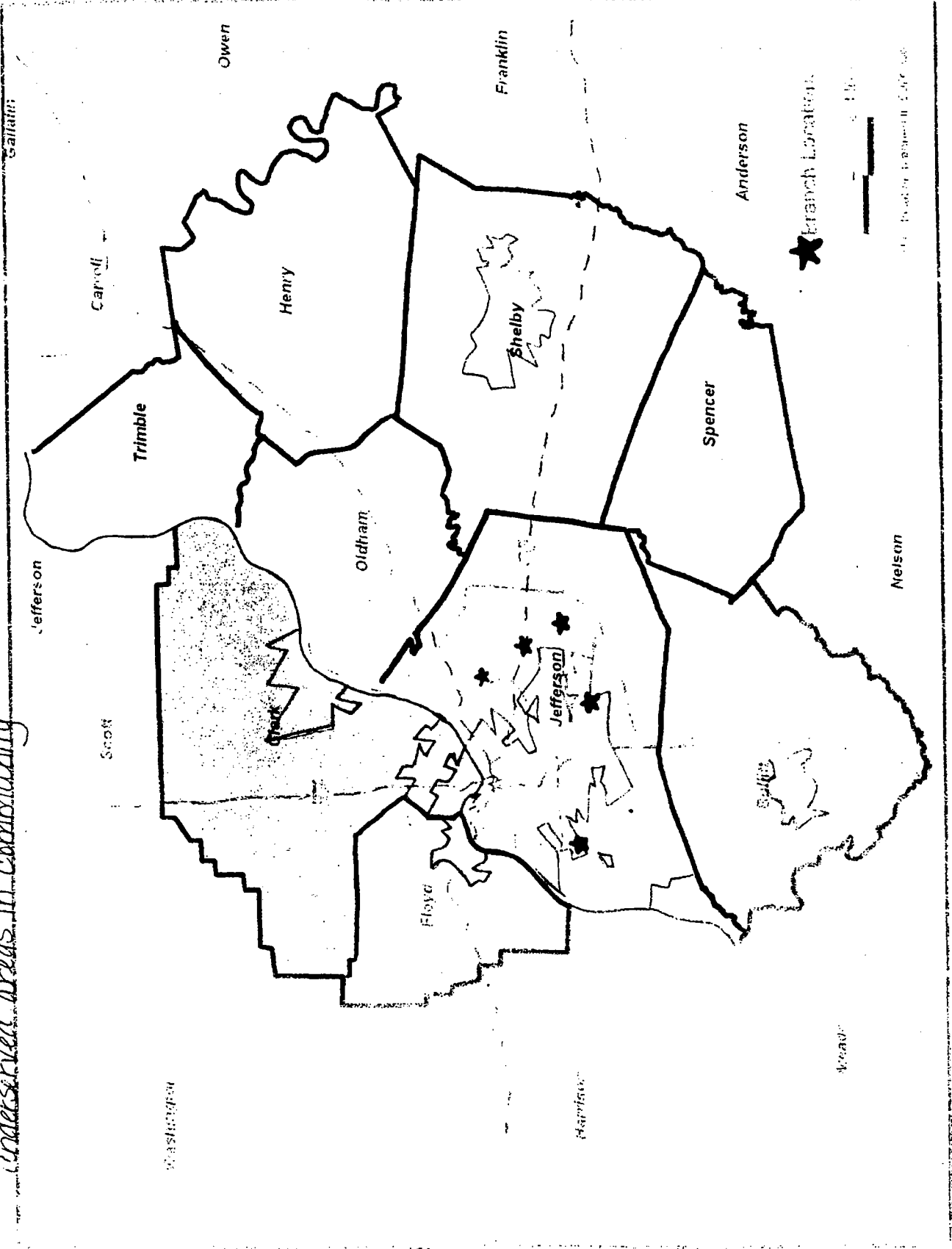
DOI/DH:dh
FCU# 10197

cc: PE Hall

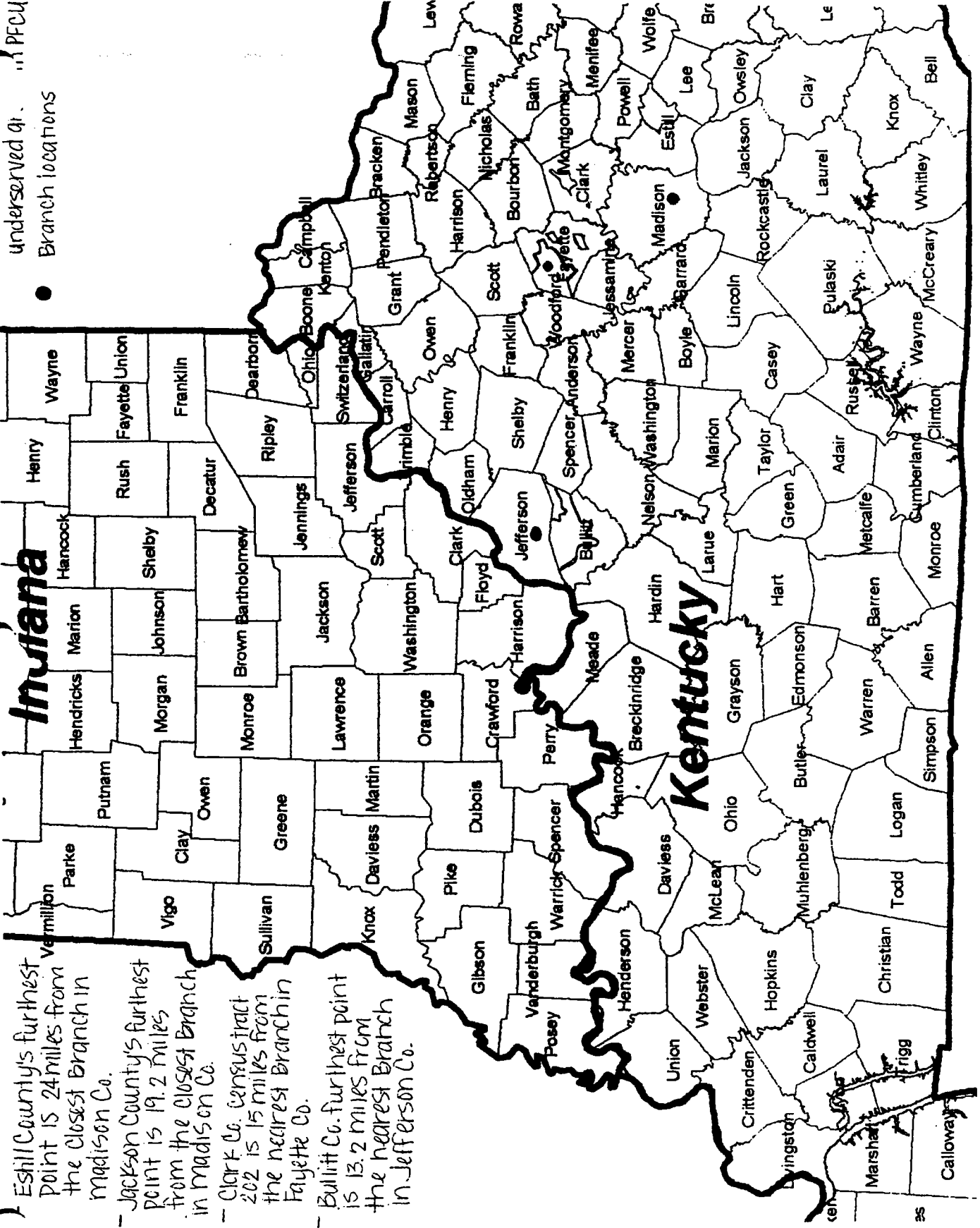
(b)(4)

(b)(4)

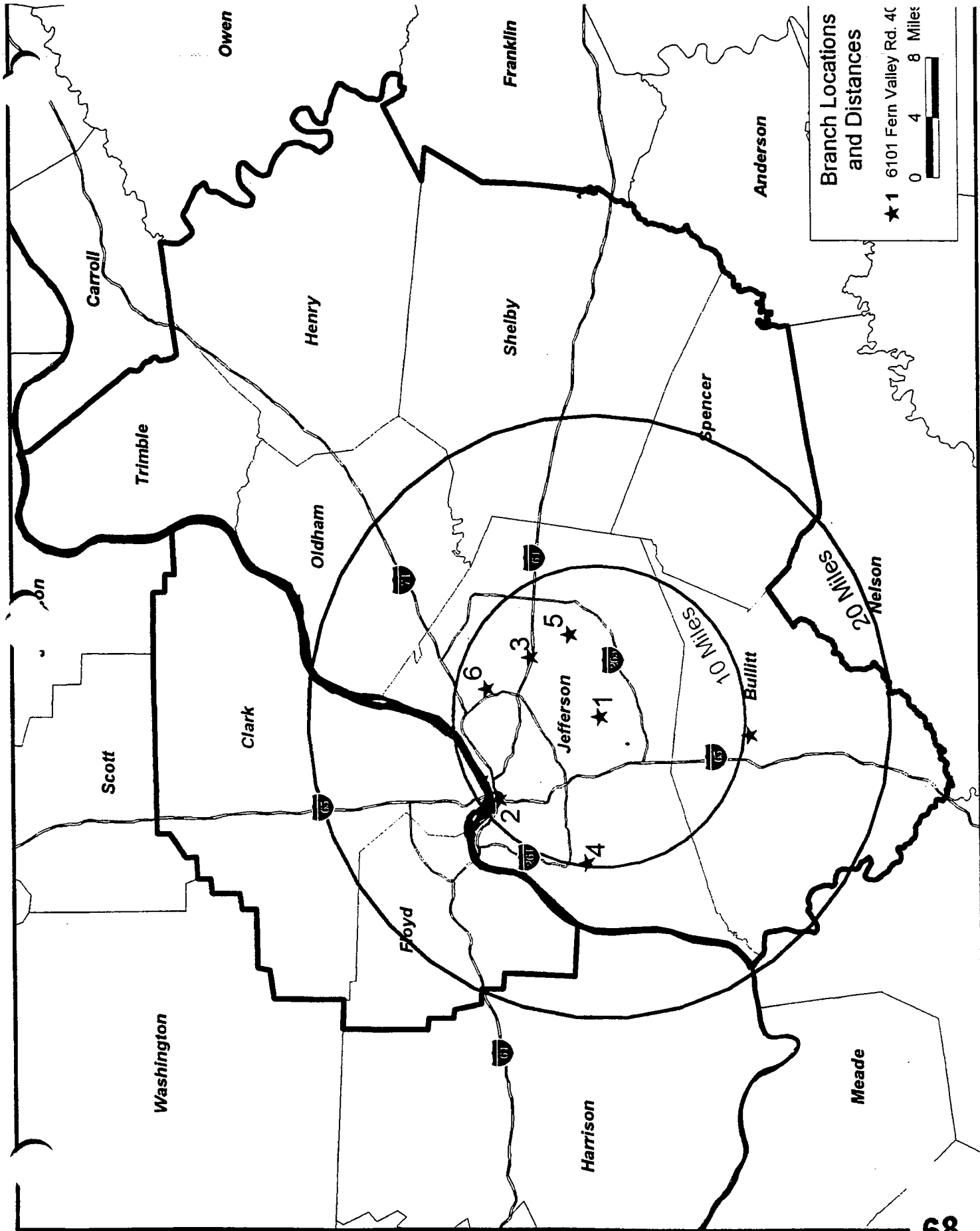
underserved areas in community

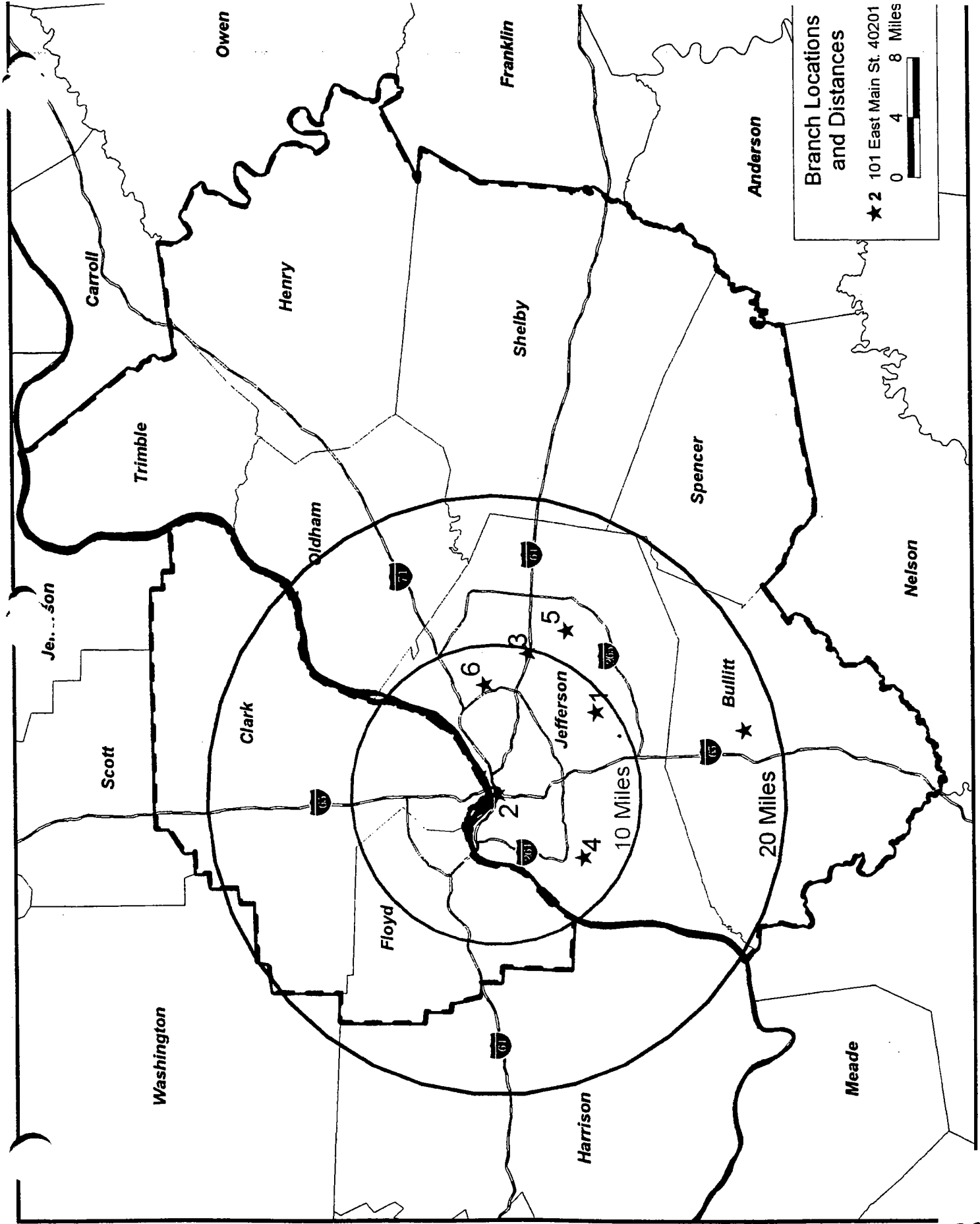


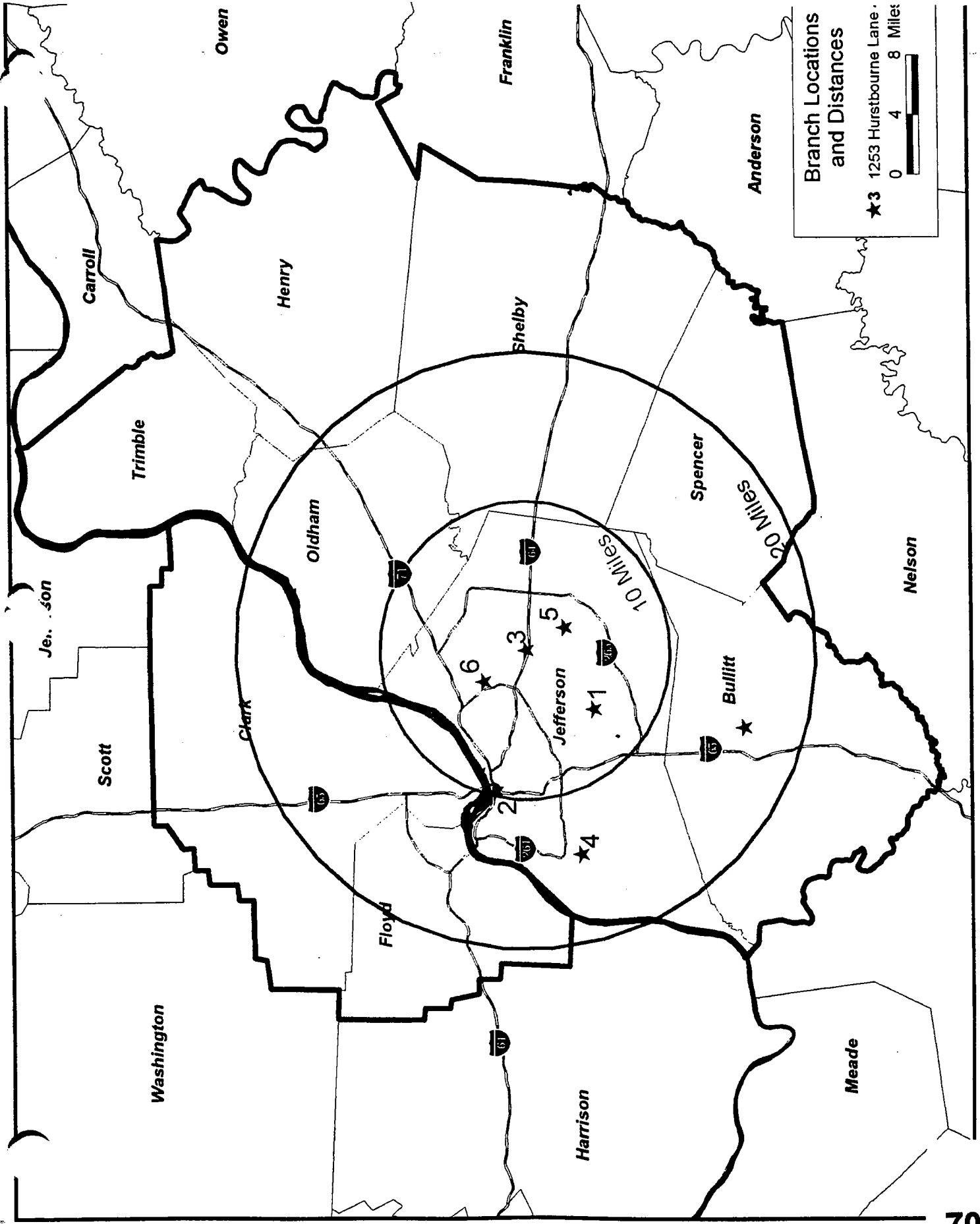
underserved ar. PFCU
 ● Branch locations

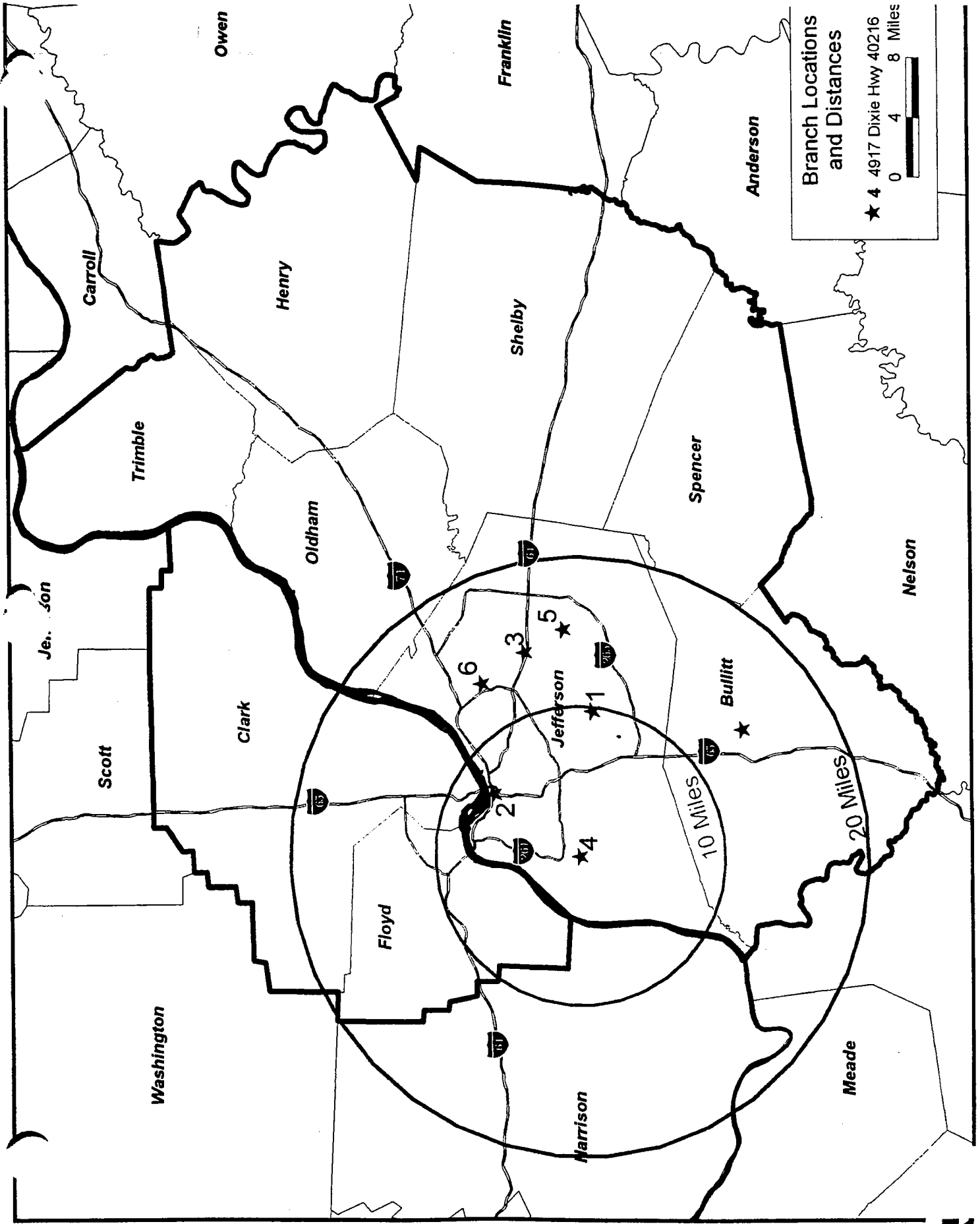


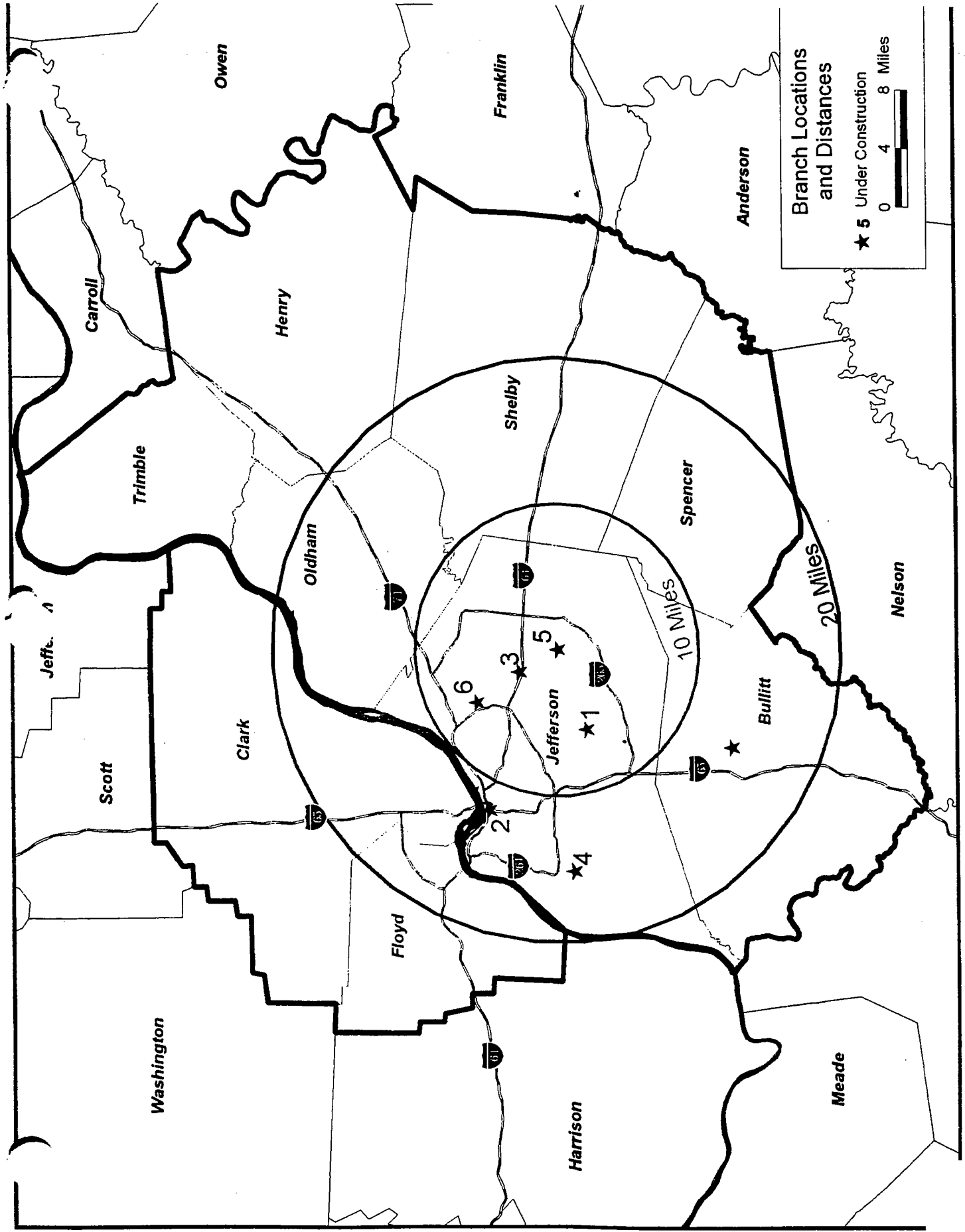
- Estill County's furthest point is 24 miles from the closest branch in Madison Co.
- Jackson County's furthest point is 19.2 miles from the closest branch in Madison Co.
- Clark Co. census tract 202 is 15 miles from the nearest branch in Fayette Co.
- Bullitt Co. furthest point is 13.2 miles from the nearest branch in Jefferson Co.

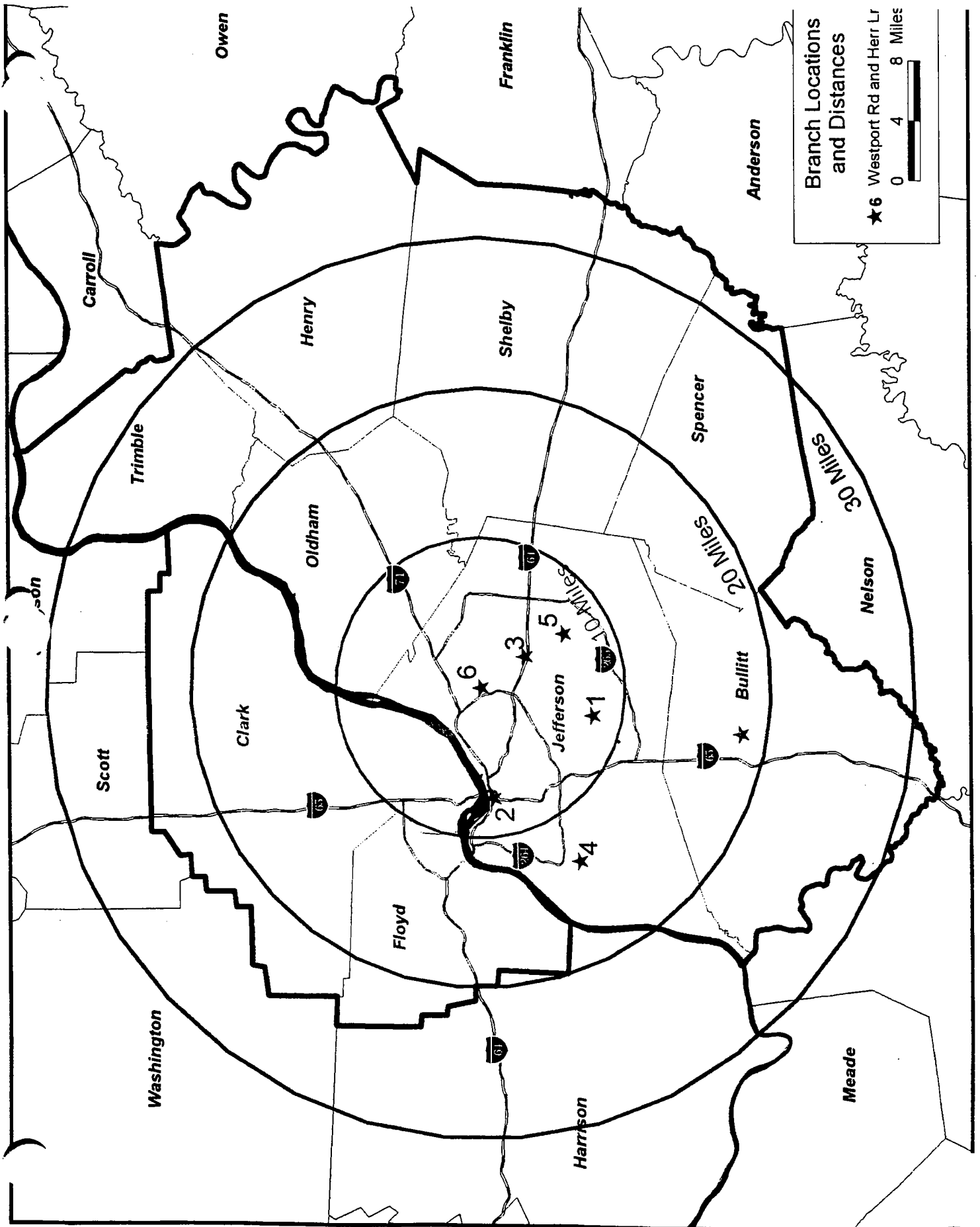












(b)(4)



Joe Ostrowidzki
NCUA Region III
7000 Central Parkway, Suite 1600
Atlanta, GA 30328

October 1, 2003

Dear Joe Ostrowidzki,

Enclosed is a completely revised package of information. Upon your recommendations we have expanded our narratives and included charts, additional information and clarifications in order to continue the decision process of our conversion to a community charter. We have also enclosed all supporting documentation. If you have any questions please contact Niki Elder at ext. 1142.

We are looking forward to a positive vote from the NCUA Board of Directors and are excited about the possibility of providing credit union services to so many potential members in our community.

Sincerely,

A handwritten signature in black ink, appearing to read "Ken Mattingly", written over a white background.

Kenneth R. Mattingly
President/CEO
1-800-626-2870 ext 1100

To Us, It's *Personal.*

**REGIONAL SUMMARY TO CONVERT FROM A
MULTI-GROUP OCCUPATIONAL TO A COMMUNITY CHARTER
PARK FEDERAL CREDIT UNION**

1. GENERAL BACKGROUND

History of Park Federal Credit Union: The credit union was chartered in 1965 to serve the employees of General Electric Appliance division located in Louisville Kentucky. A few years later the credit union expanded to include GE facilities in Maryland , Indiana, Texas, Tennessee, and Alabama.

In 1988, Park Federal Credit Union's Board of Directors voted to accept Small Employee Groups into our field of membership and our business development efforts began. In 1990, Park Federal Credit Union was asked by NCUA to merge the failing Lexington Bluegrass Credit Union into our field of membership. This merger brought in two new areas of the state, Lexington and Richmond Kentucky.

Currently, Park Federal Credit Union serves 39,750 members with seven branch locations in three states.

Location: Louisville, Kentucky

Assets: 220,278,621

Current Field of Membership (Section 5 of the charter): Employees of General Electric who work in Jefferson County or Frankfort, Kentucky, Columbia, Maryland, Bloomington, Indiana, Decatur, Alabama, Columbia, Tennessee, Fort Smith, Arkansas, Tyler or Whitehouse, Texas, New Concord, Ohio, and Rockville, Maryland, or are paid from the Louisville Personnel Accounting Center (except those persons eligible for membership in another occupational type credit union); and 479 SEG's, associations, and student groups.

Amendment Requested: Persons who live, work, worship, or attend school in, businesses and other legal entities located in Jefferson, Bullitt, Spencer, Shelby, Oldham, Henry and Trimble counties in Kentucky and Clark and Floyd Counties in Indiana.

Credit Union's Current Penetration Rate: 37 percent of overall membership
39,750 actual/105,358 potential

~~Location on this application within the delegated authority of the Regional Director? No, under NCUA 202, the Regional Director can only approve the conversion of a federal credit union to a community charter in an instance where the community is within multiple contiguous counties and if the requested action would result in a community with no more than 200,000 residents. The population of the proposed community is 1,036,601 based on 2000 census data. Therefore, the NCUA Board must approve the conversion.~~

2. WELL DEFINED LOCAL COMMUNITY, NEIGHBORHOOD, OR RURAL DISTRICT

A. Clearly defined geographic boundaries

The proposed community consists of the contiguous political jurisdictions of Jefferson, Bullitt, Spencer, Shelby, Oldham, Henry, and Trimble Counties in Kentucky and Clark and Floyd Counties in Indiana. The community is bounded to the north by Jefferson and Scott County, Indiana. It is bounded to the northwest by Washington County, Indiana, to the west by Harrison County, Indiana and to the southwest by Hardin County, Kentucky. The community is bounded to the south by Nelson County, Kentucky. It is bounded to the southeast by Anderson County, Kentucky, to the west by Franklin and Owen County, Kentucky and to the northeast by Carroll County, Kentucky. The proposed community extends approximately 64 miles from the furthest points north and south and 60 miles from the furthest points east and west.

B. LOCAL COMMUNITY

The proposed community of Jefferson, Bullitt, Henry, Oldham Spencer, Shelby, and Trimble Counties in Kentucky and Clark and Floyd Counties in Indiana are considered a local community. The evidence we are presenting clearly supports that the residents interact or share common bond interests, and that the area is a local community based upon the following factors:

Political Jurisdictions (Tab A)

The proposed community consists of 9 contiguous counties; 7 in Kentucky and two in southern Indiana. These 9 counties are subsets of the Louisville Metropolitan Statistical Area. This area is the nucleus of the MSA that is comprised of 13 counties in two states. The 9 counties that we are considering a community are served by government organizations that meet the needs of many residents throughout the proposed 9 county area.

Examples of these organizations include:

Seven County Services: Meets the mental health needs of residents within the Kentucky Counties. While this agency was originally founded to serve a seven county area, their website posts links to many agencies that provide services to Clark and Floyd Counties in Indiana. See Tab A for supporting documentation.

Seven County Services is governed by a board of directors comprised of citizen volunteers from each of the counties within the region. The Board provides overall policy guidance and recommendations about Seven Counties' programs to meet their mission and to serve as advocates for Seven Counties, its staff, clients, their family members and the communities that they serve.

KIPDA: An organization that provides regional planning, review and technical services in the areas of public administration, social services and transportation as well as community ridesharing programs. KIPDA also coordinates services for persons 60 years of age and over.

This agency works in conjunction with local government agencies, as well as private industries, to provide a variety of services that extend well beyond the transportation area. KIPDA sponsors Adult Day Health Care, Eye Clinics, Human Service Agencies, American Red Cross, Catholic Charities Agency, Highlands Outreach Program for Older Persons, Jewish Community Center, LifeSpan Resources, Inc. and a host of others.

KIPDA sponsors Emergency and Non Emergency Transportation Providers that provide 24 hour-a-day transportation, including door to door services.

Like Seven County Services, KIPDA's Board of Directors is comprised of volunteer representatives from each of the 9 counties in the proposed community. See documentation Tab A.

Major Trade Areas

The city of Louisville is clearly the urban center of the community. Because of the predominately rural nature of the surrounding areas, residents come to Louisville to work, shop, receive medical care at major hospitals, attend college, and interact socially at numerous restaurants, theatres, and attractions.

Louisville serves as a cultural, business, educational, and medical hub for this community. Below is a synopsis of the Louisville area. Detailed narrative can be found on the following pages.

- All of the interstate/major highways systems running through the community meet in the Louisville area. See **Tab B** for documentation
- 31 out of 47 major employers (employers with more than 250 employees) in the community are located in Louisville area. See **Tab C** for documentation.
- There are 20 major shopping facilities within the community, of which, 18 are located in the Louisville area. See **Tab D** for reference information and a map of shopping facility locations.
- There are four major television stations that serve the nine county community. All are located in the Louisville area. Refer to **Tab E** for documentation.
- The Courier Journal is the major newspaper for the nine county community. See narrative for statistics. Refer to **Tab F** for documentation.
- 18 primary educational facilities are located in Louisville. See narrative in the Shared Common Facilities section for more detail. See **Tab G** for further documentation.
- The major medical facilities including 12 of the 16 community hospitals are located in Louisville. See narrative in the Shared Common Facilities section for more detail. Go to **Tab H** for further documentation.

- The only commercial airport serving the community is located in Louisville. See narrative in the Shared Common Facilities section for more detail. See Tab I for further documentation.
- All major Community Facilities and Recreational events in are located in the Louisville area. See narrative in the Shared Common Facilities section below for more detail. See Tab J for documentation.
- There are six agencies that serve the nine counties of this community. See narrative under organizations exclusively made up for area residents. Refer to Tab K for documentation

Traffic Counts (Tab B)

Interstates I-64, I-65, and I-71 Run through the nine county community connecting in the Louisville area. These highways provide easy access from rural areas to facilities in Louisville. Interstate 65 and 64 link Clark and Floyd Counties from Indiana to Louisville. According to the KY Transportation Cabinet Division of Planning the traffic counts on I-64, I-65, and I-71 running thru all nine counties are between 41,800 and 86,000. These three highways provide a direct artery through the outlying eight counties into Jefferson County. These arteries link the traffic flow of the nine county community, providing quick and easy access to the hub of Louisville.

Employment and Workforce Commuting Patterns (Tab C)

Approximately 75 percent of the communities workforce commutes daily to the Louisville/Jefferson County area by utilizing the major interstates that run through the area. These figures evidence the fact that 66 percent of the largest employers in the community as well as many other small employers draw a substantial percentage of the community residents. Numerous individuals also commute daily into the Louisville area to conduct business (i.e.: sales calls, service calls, etc.). The following are statistics from the 2000 census describing the percent of employees commuting into Jefferson County from each individual county within the proposed community:

County	Total Workforce	Total Workers	% of Total Workers
Jefferson	329,091	303,624	92%
Bullitt	30,648	19,730	64%
Henry	6,993	1,258	18%
Oldham	21,716	12,684	58%
Shelby	16,726	4,317	26%
Spencer	5,896	3,135	53%
Trimble	3,680	466	13%
Clark (IN)	48,950	16,279	33%
Floyd (IN)	35,050	11,806	34%
Totals	498,750	373,299	75%

Shopping (Tab D)

The Louisville area is the major shopping center for the community. There are a variety of different shopping areas that are easily accessible from all 3 of the major interstates coming into Louisville.

There are six malls within the community, of which, four are located in the Louisville area. The variety of shops and ease of access are two of the major draws to these four shopping locations, which are located only a few miles from one another.

Mall	Location	Gross Sq. Ft.	# of Stores	Anchor Tenants
Mall St. Matthews	Louisville	1,110,000	134	Dillard's, Lord & Taylor, JCPenny's
Jefferson Mall	Louisville	936,285	120	Lazarus, Dillard's, JCPenny's, Sears
Oxmoor Mall	Louisville	960,000	110	Lazarus, Sears, Gap, Galyan's
Green Tree Mall	Clark County, IN	785,037	102	Dillard's, JCPenny's, Sears, Target, Circuit City
River Falls Mall	Clark County, IN	762,000	70	Dillards, WalMart, Toys 'R' Us, Dick's Sporting Goods
ford Manor Mall	Louisville	708,679	75	Dillard's, Target, Fashion Shop

There are also fourteen major shopping centers in the community, thirteen of which are located in the Louisville area. Below is a description of the three largest shopping centers, of the thirteen in Louisville, which draw residents in from rural areas in the community:

- **Springhurst Towne Center** has a vast collection of shopping opportunities built up around the Tinseltown Cinema. Many major department stores are there along with Books-A-Million, Target and many other clothing stores.
- **The Summitt Lifestyle Center** is located only a few miles away from Springhurst Towne Center and has a collection of over 60 retailers and restaurants.
- **Southgate Shopping Center/Standiford Plaza** is a fairly new shopping center still expanding. Some of their principal tenants include Wal-Mart Superstore, Kohl's, Kroger, Walgreens, and CVS Pharmacy, along with many fast food restaurants.

Television Stations (Tab E)

There are four in-market television stations in the proposed community. All four are located in the Louisville area.

Newspaper (Tab F)

The primary newspaper serving the proposed community is *The Courier Journal* Published in Louisville. The Courier Journal is the areas oldest newspaper, and most widely circulated newspaper in the entire community.

Circulation and Percentage of Household Coverage

County	Weekday	Sunday
Bullitt	6,724	9,576
Henry	1,314	1,397
Jefferson	139,551	177,049
Oldham	6,776	8,771
Shelby	2,938	3,717
Spencer	1,058	1,391
Trimble	360	392
Clark (IN)	13,486	19,428
Floyd (IN)	10,455	13,541

**82% of *The Courier Journal's* weekday circulation and 83% of the Sunday circulation is disbursed to these nine counties.

Shared Common Facilities (Education, Medical, Recreational, Festival)

Educational Facilities (Tab G)

There are total of 20 Colleges and Universities within the proposed community providing residents the opportunity to earn a bachelor's, or higher, degree and/or technical skills. 18 of the 20 institutions are located in the Louisville area.

A reciprocal agreement exists between Kentucky and Indiana Louisville MSA academic institutions. Therefore, residents from Clark and Floyd counties in Indiana which are within the proposed community pay in-state tuition at academic institutions located in the Louisville area.

Charted on the next page are the five largest Colleges in the Louisville area determined by total enrollment of the 2001-2002 school year. Along with types of degrees offered, courses and total enrollment, the total enrollment from each county in the community is also charted. Following the chart is a list of the other 16 colleges in the community, their total enrollment and what county they are located in.

University of Louisville	Bachelor's, Master's, Doctoral, Professional	undergraduate studies, 55 master's programs, more than 20 doctoral degrees	20,394	Henry Jefferson Oldham Shelby Spencer Trimble Clark Floyd	54 11,625 679 208 63 29 86 "
Jefferson Community /Technical College	Associate's in arts, science, applied science, diploma, certificate	Transfer degrees to 4 year colleges: nursing, allied health, computer information systems, technical degrees	12,407	Bullitt Henry Jefferson Oldham Shelby Spencer Trimble Clark Floyd	784 136 9,294 734 749 102 83 unavailable unavailable
Sullivan University	Associate's, Bachelor's, Master's	Management, accounting, marketing, office administration, culinary arts, baking & pastry arts, catering, legal.	4,304	Bullitt Henry Jefferson Oldham Shelby Spencer Trimble Clark Floyd	106 15 1406 63 45 20 4 74 46
Bellarmine University	Bachelor's, Master's, Certificate	E-world education, arts & sciences, education, business, nursing, health sciences, physical therapy	2,248	Bullitt Henry Jefferson Oldham Shelby Spencer Trimble Clark Floyd	unavailable
Spaulding University	Associate's, Bachelor's, Master's, Doctoral, Master of Fine Arts	Arts & sciences, business, communications, nursing, health sciences, social work, psychology	1,671	Bullitt Henry Jefferson Oldham Shelby Spencer Trimble Clark Floyd	37 5 970 46 8 6 4 28 16

*64% of the University of Louisville's overall enrollment is made up of residents from the proposed nine county community.

*95% of Jefferson Community/Technical College overall enrollment is made up of residents from the proposed nine county community.

*67% of Spaulding University's overall enrollment is made up of the residents from the proposed nine county community

*41% of Sullivan University's overall enrollment is made up from the proposed nine county community

<u>College/University</u>	<u>Total enrollment 01-02</u>	<u>Location</u>
Indiana University Southeast	6,557	Floyd County, IN
Ivy Tech State College	2,970	Clark County, IN
The Southern Baptist Theological Seminary	2,642	Louisville
Spencerian College	917	Louisville
McKendree College	666	Louisville
Louisville Technical Institute	641	Louisville
Webster University Jeffersonville Metropolitan Campus	472	Clark County, IN
Northwood University	398	Louisville
RETS Institute of Technology	394	Louisville
ITT Technical Institute	359	Louisville
Louisville Presbyterian Theological Seminary	225	Louisville
Indian Wesleyan University Educational Center	181	Louisville
Louisville Bible College	130	Louisville
The Health Institute of Louisville	115	Louisville
Daymar College	110	Louisville

Medical Facilities (Tab H)

The interaction between physicians and residents in this proposed nine county community is primarily centered on the Louisville area and its diverse medical facilities. The healthcare industry within this nine county community staffs more than 72,000 people. Overall, Louisville medical facilities account for approximately 11.5 percent of Louisville area payrolls, compared to 9 percent nationally. For example, Norton Hospital facilities being one of Louisville's largest employers draw a substantial percentage of the communities workforce into the Louisville area.

The Louisville Medical Center located in downtown Louisville has the largest concentration of health care providers in Kentucky. Seven acute care hospitals are at the core of this 24 block area which includes, Frazier Rehab Center, Jewish Hospital, Kosair Children's Hospital, Norton Hospital, Norton Medical Pavilion, Rudd Heart and Lung Center, and University of Louisville Hospital.

Due to the sophisticated medical services produced by the Louisville Medical Center, each year the hospitals in the complex serve over 60,000 inpatients, graduates over 100 medical students, and performs millions of dollars in contract research. Information shows that over 39% of inpatients are residents of Louisville, and a vast majority of patients are referred from suburban and rural areas in Kentucky and Southern Indiana. About 20% of hospital patients in Louisville live outside the metro area leaving 80% of patients as residents in the Louisville MSA.

Residents throughout the community almost always travel to the major trade area of Louisville for their medical needs. The chart below lists the 16 major hospitals, their locations and bed counts:

Hospital	Location	Number of Beds
Norton Hospital	Louisville	719
Norton Audubon Hospital	Louisville	480
Jewish Hospital	Louisville	442
Baptist Hospital East	Louisville	407
University of Louisville Hospital	Louisville	404
Norton Suburban Hospital	Louisville	380
Kindered Hospital Louisville	Louisville	374
Caritas Medical Center	Louisville	331
Kosair Children's Hospital	Louisville	253
Louisville VA Medical Center	Louisville	168
Norton Southwest Hospital	Louisville	150
Frazier Rehab Center	Louisville	135
Clark Memorial Hospital	Jeffersonville (Clark Co.)	248
Floyd Memorial Hospital	New Albany (Floyd Co.)	215
Baptist Hospital Northeast	La Grange (Oldham Co.)	120
Jewish Hospital Shelbyville	Shelbyville (Shelby Co.)	76

Outlined below is additional information specific to some of the above major medical facilities. This information also highlights the medical specialties that community residents take advantage of:

- Norton Hospital: Kenton D. Leatherman Spine Institute; Center for advanced Surgical Technologies.
- Jewish Hospital: Heart and Lung; hand and microsurgery; organ transplantation.
- Baptist Hospital East: Women's Health; Cancer Center.
- University of Louisville Hospital: Level One Trauma Center; Center for Women and Families; Digestive Health Center; primary teaching location for University of Louisville School of Medicine.
- Kosair Children's Hospital: NICY; PICU; oncology; pediatric burn unit; surgery.
- Frazier Rehab Center: Comprehensive acute rehabilitation.

Airport (Tab I)

The Louisville International Airport is a center of effort to strengthen economic growth in Louisville. While offering both passenger and cargo services they also have a competitive advantage within the community due to reasonable operating costs and gate availability, which are essential elements of low-cost airline services.

The Louisville International Airport is also home to the United Parcel Service Distribution Hub. A world renowned air cargo operation and one of the largest employers in the Louisville area.

In 2002 the Louisville International Airport handled 3,521,170 total passengers, with 105 daily non-stop and direct flights to 44 destinations in 25 states plus Canada, Mexico, and the District of Columbia. The Louisville International Airport is the closest commercial airport serving the nine county community. This International transportation hub represents a focus of significant interaction by members of the community.

County	Distance to Louisville Airport	Distance to nearest Airport outside of Community (Cincinnati, OH)
Bullitt	25	112
Henry	38	65
Jefferson	-	99
Oldham	26	76
Shelby	34	90
Spencer	33	115
Trimble	18	56
Clark	15	98
Floyd	15	87

Recreational (Tab J)

Sporting Events/facilities:

All of the major sporting events in the community are held in the Louisville area. Below are a number of these sporting events where community residents interact while attending or participating in their sport of common interest.

- **Cardinal Stadium:** Home to the University of Louisville Cardinals, seats 42,000, and has one of the most modern press facilities, which have accommodated five ESPN national television broadcasts over the last two seasons. Cardinal Stadium also holds the Brown and Williamson Club. The Club runs 100 yards in Length and 20 yards in width. This gives the Stadium the ability to host a number of indoor banquets and parties for community residents.

Residents of the community come here to watch the University of Louisville Cardinals play host to a number of national opponents. Cardinal Stadium also holds championship games for high school football teams from all nine counties in the community. The stadium also hosts other sporting events like soccer and field hockey.

While sports are the main focus of Cardinal Stadium that draws in community residents, it is also used to hold large concerts. The largest being in 1999 when the George Strait Country Music Festival came to Cardinal Stadium. This event entertained over 51,000 people with the vast majority being community residents.

- **Valhalla Golf Course:** This course has hosted the PGA Golf Tournament two times and is scheduled to host the Senior PGA in 2004 and the Ryder Cup in 2007. Residents from the community come to watch these tournaments and to enjoy golf. Valhalla Golf Course schedules over 15,000 games per year from community residents.
- **Slugger Field:** Home to the Louisville Riverbats. Residents of all ages in the community come to Louisville to enjoy a day of minor league baseball and all of the other activities at Slugger Field. Slugger Field seats 13,131, and has 30 luxury suites. The field also includes two full service restaurants and a children's playground.

Tickets to the games are fairly inexpensive which draws residents from the community to Slugger Field to see baseball games and to spend a day of leisure with family. Many businesses around Louisville have company picnics at Slugger Field which also brings in residents from all over the community.

- **Churchill Downs:** Not only is Churchill Downs home to the famous Kentucky Derby, it also hosts a Spring and Fall Meet which draws in horse racing fans. Companies from around the community often host a day at the races for employees and/or clients. Churchill Downs is a famous historic landmark in the Louisville area and will continue to be a common interest within the community.

Community Centers:

Community residents and businesses interact as one community while attending or using the following facilities located in the Louisville area. Louisville is a common place to hold conventions for functions, of all types and sizes.

- **Kentucky Fair and Exposition Center:** Features facilities with diverse capabilities sitting on 400 acres and offering more than one million square feet of indoor space. This facility includes Freedom Hall, and indoor arena seating over 19,000 people.

Freedom Hall located in the KFEC hosts numerous basketball games, concerts, ice events, circus, wrestling events, tradeshow, horse shows, and many other large scale productions.

- **Kentucky International Convention Center:** The convention center and the Fair and Expo Center are both run by the Kentucky State Fair Board. The convention center plays host to numerous conventions and trade shows. With over 300,000 square feet of space the convention center can accommodate a wide variety of sizes and types of events with ease.

It is noted that local residents attending events at the Kentucky Fair and Expo Center and the Kentucky International Convention Center accounts for 80 percent of the attendance in 2001.

Galt House: Historic Hotel in downtown Louisville which hosts many prestigious conventions and luncheons. Located one block from the convention center and houses many of the attendees who visit Louisville on business. The Galt House is also the only hotel outside of Las Vegas with 600 suites.

Outdoor Community Activities:

- **Six Flags Kentucky Kingdom:** Located in Louisville, Kentucky Kingdom is the only theme park in the community. It has many different rides and attractions for any type of person and it also has a water park for summer fun. Not only is it an amusement park but it also hosts many concerts and shows. Residents from the entire nine county community come to Louisville to enjoy the park.
- **Louisville Zoo:** The Louisville Zoo is one of the largest zoos in the United States. Residents from the entire community come to Louisville to enjoy the animals and activities going on at the zoo everyday.

- **Thunder Over Louisville:** The initial event kicking off the Kentucky Derby Festival is voted one of North America's 100 Best Events. An all day long event which consist of an air show featuring military aircrafts, civilian air crafts, a twilight show and daring parachute jumps. It also features Chow Wagons that have food and live entertainment. The day raps up with the famous fireworks show that lasts thirty minutes. Thunder Over Louisville is the largest single day event in the southeast which attracts more than 500,000 people.

Museums & Theatres:

Residents from the community visit and interact at the various museums and theatres listed below.

JB Speed Art Museum: The oldest and largest art museum in Kentucky with over 12,000 pieces in its permanent collection. Artifacts range from ancient Egyptian to contemporary art. The Speed Museum brings major exhibitions to the region which helps to fulfill its mission of "bringing great art and people together". Located next door to the University of Louisville campus, the museum serves more than 180,000 visitors each year.

Louisville Science Center: Since 1977, the Center has served over 7 million people from Louisville, the state of Kentucky, southern Indiana and the region. Of this 7 million, 1.5 million students have visited from nearly every county in the state. The Louisville Science Center ranks as the #1 fieldtrip destination in Kentucky in the volume of students served.

Kentucky Center for the Arts: One of the preeminent cultural centers, the Kentucky Center is the showplace of the Commonwealth. David Holland, Director of Media Relations, states, "Single ticket buyers to events come from all 50 states. Jefferson County patrons, 57%, other Kentucky patrons, 30% and other states' patrons account for one-fifth of sales, 18%. The above numbers demonstrate significant tourism revenue to Jefferson County from around Kentucky and the nation.

Actors Theatre of Louisville: Actors Theatre presents nearly 600 performances of about 30 productions annually. It boasts one of the largest per capita subscription audiences in the country and logs an annual attendance of over 200,000. The community outreach programs include student matinees supported with teacher study guides and in service training.

Derby Dinner Playhouse: Derby Dinner has been a tradition in the Louisville area for over thirty years. A delightful combination of dinner and great entertainment, Derby Dinner is one of the largest theatres in the county with seating for 500. They entertain over 200,000 people a year, including 7,000 season ticket subscribers.

Festivals:

Kentucky State Fair: The 2003 Kentucky State Fair was by all accounts a huge success! Louisville welcomed an official total of 625, 657 visitors through the gates for the 99th

Kentucky State Fair. 2003 was the fifteenth consecutive year that the Fair has welcomed over 600,000 visitors.

Success can be attributed to the many famous headliner concerts during the Fair including many that were free to the public. The Lewis and Clark exhibit brought in a record 12,000 participants in the school tour program and the 100th World Championship Horse Show saw an increase in ticket sales as well.

St. James Art Festival: This 47 year old festival has grown from a neighborhood fund raising event to one of the 200 Best Art Shows in America. (See supporting documentation under Tab J.) St. James hosts over 750 artists who set up shop for this three day event that draws over 300,000 people from throughout the Commonwealth.

Jeffersontown Gaslight Festival: Held annually in the heart of Jeffersontown, a suburb of Metro Louisville, this festival offers something for everyone. From and arts and crafts perspective, to a 5K Run/Walk, this event attracts all walks of life. An estimated 200,000 people attend this festival each year.

3 on 3 Streetball Showdown: This fast paced event is sponsored by LG & E Energy. It draws nearly 1,000 teams from all across Kentucky and southern Indiana. Streetball Showdown has grown into the area's largest outdoor amateur basketball event, featuring 3,500 players of all ages with more than 70,000 spectators. The event raises money for The Cabbage Patch – a 93 year old organization that works with children and families in poverty.

Middletown Milestone Festival: A two day event presented by the Middletown Chamber of Commerce and the City of Middletown. This festival provides a free weekend of entertainment and activities for everyone in the community. The non-alcohol, family oriented event offers one of the best parades in the city, great local area musicians, many vendors and food booths for all.

The Middletown Milestone Festival host approximately 55,000 in attendance and is ranked 11th in the area by Business First.

Organizations Exclusively Made Up of Area Residents (Tab K)

Greater Louisville Inc.: The metro chamber of commerce and economic development agency for the Louisville Metropolitan Statistical Area. They are dedicated to helping Louisville businesses grow. They provide networking opportunities and also host an annual trade show at the Kentucky International Convention Center. Currently, the Chamber serves 2200 members of which 97 percent are located within the nine county community. Being a member of Greater Louisville Inc, we were able to obtain the above information from our membership list.

KIPDA: Provides regional planning, review, and technical services in the area of public administration, social services and transportation as well as community ride sharing

programs. KIPDA also coordinates services for persons 60 years of age and over within the nine county community. Detailed information on KIPDA was explained in the above Political Jurisdictions section. Documentation for this organization is located in Tab A of the reference information.

Seven County Services: Full-service resource for psychological and psychiatric services for all ages. Seven Counties Services offer an array of behavioral outpatient programs for adults, adolescents, and children that help them function independently at home work and school. Some of their main focuses are on various types of counseling for adults, children, and families, management for severe mental disorders, alcohol and drug abuse education, and specialized case management.

Better Business Bureau: The business communities within their service area independently support Better Business Bureaus to ensure proper business ethics and laws are followed. The Bureau serves the needs of businesses within the nine county community.

Metro United Way: Established in 1917 as the Louisville Federation of Social Agencies. The Metro United way helps support over 100 health and human service agencies serving residents in the community.

American Cancer Society: A not-for-profit funding source for cancer research. Serving the needs of residents within the nine county community.

Area History (Tab L)

The heart of this nine county community is the city of Louisville, the county seat of Jefferson County Kentucky. Louisville is located at the center of the nine county community in northwest Kentucky at the Falls of the Ohio.

A settlement grew after George Rogers Clark built a fort as a base of operations against the British and the Native Americans. The city was chartered by the Virginia legislature in 1780, when Kentucky was part of Virginia, and named for Louis XVI of France. Louisville developed as a portage place around the falls, a river port and major commercial center. Many famous steamboats were constructed in Louisville, one of them being the Bell of Louisville. With the arrival of the railroads in the mid-19th century, the city became a station of both the Southern and Midwestern rail lines, and shipping expanded significantly. During the Civil War it was a Center of pro-Union activity in the state and a military and supply base for federal forces.

Louisville is the largest city in Kentucky, a port of entry, and an important industrial, financial, marketing, and shipping center for the South and Midwest.

3. OVERLAPPED CREDIT UNIONS

Chapter 2, Section V.E.1 of the Charting and Field of Membership Manual provides overlap protection only for a newly chartered single or multiple common bond credit union that has been in existence less than two years. There are no credit unions within the proposed community that satisfy these criteria.



My KIPDA

KIPDA Home

Text-only Version

About KIPDA

Board of

Directors

KIPDA

Administration


RFPs & RFQs

Employment

KIPDA Location

Contact KIPDA

Site Index



If you are experiencing problems with this site, please [contact us](#).

- My KIPDA
- KIPDA Home
- Graphics Version
- About KIPDA
- Board of Directors
- KIPDA Administration
- RFPs & RFQs
- Employment
- KIPDA Location
- Contact KIPDA

tex

Governing Board

Kentuckiana Regional Planning & Development Agency 2003 Board Of Directors

Officers

Honorable Kenneth Rigdon, Chairman
 Bullitt County Judge/Executive
 P.O. Box 397
 Shepherdsville, KY 40165
 Office - (502) 955-8578
 FAX - (502) 543-1577

Honorable Tom Galligan, Vice-Chair
 Mayor of Jeffersonville
 501 East Court Avenue
 Jeffersonville, IN 47130
 Office - (812) 285-6400 (local call)
 FAX - (812) 285-6468 (local call)

Honorable Arthur Draut, Secretary/Treasurer
 Mayor of St. Matthews
 P.O. Box 7097
 St. Matthews, KY 40257
 Office - (502) 895-9444
 FAX - (502) 895-0510

Bullitt County, Kentucky

Honorable Kenneth Rigdon, Chairman
 Bullitt County Judge/Executive
 P.O. Box 397
 Shepherdsville, KY 40165
 Office - (502) 955-8578
 FAX - (502) 543-1577

Mr. Rob Flaherty
 Deputy Judge

KIPDA Links

- [TARC Routes to KIPDA](#)
- [KIPDA Link Policy](#)
- [Getting Around in the KIPDA Region](#)

P.O. Box 397
Shepherdsville, KY 40165
Office - (502) 543-2262 Or (502) 955-8578
FAX - (502) 543-1577

Clark County, Indiana

Honorable Bob Hall
Mayor of Charlestown
304 Main Cross Street
Charlestown, IN 47111
Office - (812) 256-3422
FAX - (812) 256-7140

Honorable David Lewis, Atty.
Clark County Board of Commissioners
425 Watt Street
Jeffersonville, IN 47130
Office - (812) 282-8429 (local call)
FAX - (812) 284-0956

Honorable John H. Minta
President, Clarksville Town Board
2000 Broadway
Clarksville, IN 47129
Town Hall - (812) 288-7155 ext. 348 (local call)
Office - Pers. - (812) 283-1503 (local call)
FAX - (812) 280-5558

Honorable Tom Galligan, Vice-Chair
Mayor of Jeffersonville
City/County Building
Jeffersonville, IN 47130
Office - (812) 285-6400 (local call)
FAX - (812) 285-6468 (local call)

Floyd County, Indiana

Honorable Regina Overton
Mayor of New Albany
City/County Building
New Albany, IN 47150
Office - (812) 948-5333 (local call Louisville area)
FAX - (812) 948-1596 (local call Louisville area)

Honorable John Reisert, Pres.
Floyd County Board of Commissioners
214 City/County Building
New Albany, IN 47150
PSI (work) - (812) 285-6687 (local call Louisville area)

Henry County, Kentucky

Honorable John Logan Brent
Henry County Judge/Executive
P.O. Box 202
New Castle, KY 40050
Office - (502) 845-5707
FAX - (502) 845-4916

Honorable Cecil McCarty
Henry County Magistrate
P.O. Box 232
New Castle, KY 40050
Home - (502) 845-2581

Jefferson County, Kentucky

Honorable Jerry Abramson
Mayor of Metro Louisville
Jefferson County Courthouse
527 W. Jefferson Street
Louisville, KY 40202
Office - (502) 574-6161
FAX - (502) 574-6605

Honorable Clay Foreman
Mayor of Jeffersontown
10416 Watterson Trail
Jeffersontown, KY 40299
Office - (502) 266- 5000
FAX - (502) 267-0547

Honorable Jim Jenkins
Mayor of Shively
P.O. Box 16007
Shively, KY 40216
City Hall - (502) 449-5000
FAX - (502) 449-5004

Honorable Arthur Draut, Secretary/Treasurer
Mayor of St. Matthews
P.O. Box 7097
St. Matthews, KY 40257-0097
Office - (502) 895-9444
FAX - (502) 895-0510

Jefferson League of Cities

Honorable Tom Hewitt

Mayor of Anchorage
P.O. Box 23266
Anchorage, KY 40223
Office - (502) 245-4654
FAX - (502) 245-5651

Minority-at-Large

Honorable Valoise Owens
Councilwoman Shelbyville
P.O. Box 1289
315 Washington Street
Shelbyville, KY 40066
Office - (502) 633-6661
FAX - (502) 633-3651

Oldham County, Kentucky

Honorable Mary Ellen Kinser
Oldham County Judge/Executive
100 West Jefferson Street
LaGrange, KY 40031
Office - (502) 222-9357
FAX - (502) 222-3210

Honorable Jim Morse
Deputy Judge Executive
100 West Jefferson Street
LaGrange, KY 40031
Office - (502) 222-9357
FAX - (502) 222-3210

Shelby County, Kentucky

Honorable Rob Rothenburger
Shelby County Judge/Executive
Shelby County Courthouse
501 Main Street
Shelbyville, KY 40065
Office - (502) 633-1221
FAX - (502) 633-7623

Honorable Tom Hardesty
Mayor of Shelbyville
P.O. Box 1289
Shelbyville KY 40066
Office - (502) 633-8000
FAX - (502) 633-4292

Spencer County, Kentucky

Honorable David Jenkins
Spencer County Judge/Executive
P.O. Box 397
Taylorsville, KY 40071
Office - (502) 477-3205
FAX - (502) 477-3206

Honorable David Goodlett
Magistrate, Mt. Eden
2336 Van Buren Road
Mt. Eden, KY 40046

Trimble County, Kentucky

Honorable Randy Stevens
Trimble County Judge/Executive
Trimble County Courthouse
P.O. Box 251
Bedford, KY 40006
Office - (502) 255-7196
FAX - (502) 255-4618

Honorable Glen Perkinson
PVA Administrator, Trimble County
107 W Hwy. 42 East
Bedford, KY 40006

KIPDA Legal Counsel

Mr. Frank Burke
Wyatt, Tarrant, & Combs
Citizen Plaza 27th Floor
Louisville, KY 40202
Office - (502) 562-7531
FAX - (502) 589-0309

My KIPDA

KIPDA Home

Graphics Version

About KIPDA

Board of

Directors

KIPDA

Administration

RFPs & RFQs

Employment

KIPDA Location

Contact KIPDA

KIPDA Organizational Chart

Jack Scriber
Executive
Director

Tom Pope
Director of
Finance

Tina Snyder
Director of
Admin. Services

Jennifer Wahle
Network
Administrator

Robert Moore
Director of
Public Admin.

Harold Tull
Director of
Transportation

Barbara C
Directc
Social Se

Seven Counties Services, Inc.

A Community Mental Health Center Louisville, Kentucky

Home
Organizational Profile

Frequently Asked Questions

Board of Directors

News and Events

Services

Your First Appointment

Notice of Privacy Practices

Employment Opportunities

Volunteer Opportunities

Ombudsman

For More Information

Affiliates

Links

GroupWise Web Access

24-hour

Crisis and Information
Center line:

(502) 589-4313

1-800-221-0446

(502) 589-4259

or 1-877-589-4259

To make a first
appointment call:

(502) 589-1100

or 1-800-264-8799

TDD-(502) 589-4259

or 1-877-589-4259

Board of Directors

Seven Counties Services, Inc. is governed by a board of directors composed of citizen volunteers from each of the counties within our region. Board members provide overall policy guidance and recommendations about Seven Counties' programs to meet our mission, and also serve as advocates for Seven Counties; its staff, clients and their family members; and the communities Seven Counties serves. Terms of office are for four years, and board members can serve no more than two consecutive terms.



Besides attending monthly board meetings, members are assigned to various committees including Executive Committee (board officers and committee chairs); Finance; Program Planning and Evaluation; Research; Personnel/Staff Development; Community Education and Advocacy; Rural; Mental Health; Mental Retardation/Developmental Disabilities; and Alcohol and Drug.

The board usually meets at 3 p.m. the last Thursday of every month in the board room of Seven Counties' Corporate Office, 101 W. Muhammad Ali Blvd., Louisville. The meetings are open to the public; anyone wishing to address the board should contact our Executive Offices at (502) 589-8600.

If you are interested in a position on our board, contact Karen McMillan at (502) 589-8600 or e-mail Karen McMillan at kmcmilla@sevencounties.org.

Officers

John Rosati, Ph.D.—Chair
Executive Director
Ohio Valley Educational Cooperative
Jefferson County

Frank Campisano—Vice Chair
Attorney
Jarrett and Campisano
Shelby County

Cliff Whalin—Treasurer
President
Louisville Christian Foundation
Oldham County

Betty Weis—Secretary
Consumer Advocate
Jefferson County

Members

Bernard Block

Howard Bracco, Ph.D.

Retired executive vice president
The Courier-Journal
Jefferson County

Ex-officio board member
President and CEO
Seven Counties Services, Inc.
Jefferson County

Linda Chatmon
Administrator
First Neighborhood Place
Jefferson County

Kimberly Coomes
Emergency medical technician
Jefferson County

Robert Elliott
Retired administrator and consultant
Long-term Residential Care Facilities
Jefferson County

Karyl Faulkner
Vice president
Maryhurst
Jefferson County

Larry Grossman
Systems development manager
Jewish Hospital Healthcare Services
Jefferson County

Frank Hatfield
Retired executive director
Kentucky Retired Teachers Association
Bullitt County

Charles Heiden
Retired major general
U.S. Army
Jefferson County

Roseanne Hunter
Benefits manager
Spalding University
Jefferson County

Marc Jackowitz
Financial consultant
First Union Securities
Jefferson County

Laura Lewis
Coordinator
Henry County Family Resource Center
Henry County

Mildred Pruitt
Retired
Media and social Services
Trimble County

John Reed
Captain
Metro Louisville Police
Jefferson County

Ken Reinhardt
Retired senior vice president
National City Bank
Jefferson County

Ralph Scott, M.D.
Retired
Radiation oncologist
Jefferson County

Cynthia Shain
Associate director
Regional Community Policing Institute

James Smith
Lieutenant
Metro Louisville Police

T. Howard Stone
Associate Professor
Institute for Bioethics, Health Policy
& Law, School of Medicine
University of Louisville
Jefferson County

Louise Welch
Family court attorney
Jefferson County

Becky Wilson
Coordinator
Family Resource Center
Spencer County

Juan Ybarra
Baptist associate pastor
Jefferson County

08/03

providers

* Links to Seven Counties Services, Inc.

Council on Mental Retardation
1146 South Third Street
Louisville, KY 40203
502-584-1239
County: Jefferson

aprilduval@councilonmr.org
www.councilonmr.org
Map
Hours of Operation: 9:00 - 5:00, M-F

An Advocacy and Support organization for consumers and families of people with mental retardation.

SURVEY
CLICK HERE!

Disabilities Served:

- ✓ ADD/ADHD
- ✓ Orthopedic Injury
- ✓ Autism
- ✓ Neurologically Impaired
- ✓ Emotional/Behavioral
- ✓ Learning Disability
- ✓ Multiple Disabilities
- ✓ Mental Retardation
- ✓ Suspected (undiagnosed)
- ✓ Speech/Language Disorder

Areas or Locations Served:
Kentucky, Southern Indiana

Supports & Services Offered:

- ✓ Advocacy
- ✓ Assitive Technology
- ✓ Educational
- ✓ Info & Referral
- ✓ Outreach & Support
- ✓ Connection Services

Other Services Provided:

FIND of Louisville - Community Resource Center Citizen Advocacy Parent Outreach Parent Support Groups - Parent-to-Parent Matches Faith In Action

The Council on Mental Retardation has been around since 1952, started by a group of concerned parents and continues to thrive through a support or concerned volunteer parents.

Browse Providers by Age Group

- Birth - 2 years
- 3 - 21 years
- 21 +
- Residential Programs
- Recreational & Social Programs
- Support & Connection Services
- Vocational

Outpatient Treatment Program, New Albany

1919 State Street, Suite #360
New Albany, IN 47150

Telephone Numbers and Contact Information

812) 949-5858
502) 447-8653
812) 949-5931 Fax

Operating Agency:

Person in charge: Joyce Smith Director

Hours of operation: Monday-Friday, 8:30AM-9:00PM

Fees: Market rate fees; accepts private ins., Medicare, Medicaid

Eligibility requirements: Insurance coverage or ability to pay

Intake Procedure: Call for information

Area Served: Clark Co., IN Metropolitan Louisville Area

About the program: Offers outpatient mental health services for persons who do not require hospitalization or who are ready to be discharged from the hospital and can benefit from ongoing care. Provides individual, group, marital, and family therapy.

Program ID: NPC OUT5

= Yes or True = No or False

- | | |
|---|--|
| <input type="checkbox"/> ADA Compliant | <input type="checkbox"/> Transportation Provided |
| <input type="checkbox"/> American Sign Language | <input type="checkbox"/> Seasonal Program |
| <input type="checkbox"/> Waiting Period Applies | |
| <input type="checkbox"/> Volunteers Accepted | |

Outpatient Treatment Program, Norton Psychiatric Clinic, Downtown

200 East Chestnut
P.O. Box 35070
Louisville, KY 40202

Telephone Numbers and Contact Information

502) 629-8880
502) 447-8653

Operating Agency: Norton Psychiatric Clinic

Person in charge: G. Randolph Schrodt, M.D. Outpatient Svc. Dir.

Hours of operation: Monday-Friday, 8:30AM-5:30PM

Fees: Market rate fees; accepts private ins., Medicare, Medicaid

Eligibility requirements: Insurance coverage or ability to pay

Intake Procedure: Call for information

Area Served: Metropolitan Louisville Area

About the program: Offers outpatient treatment at locations around the Metropolitan Louisville Area for patients who do not require hospitalization and for patients who are ready to be discharged from the hospital but can benefit from ongoing care. Provides individual, group, marital, and family therapy.

Program ID: NPC OUTP

or True =No or False

- | | |
|---|--|
| <input type="checkbox"/> ADA Compliant | <input type="checkbox"/> Transportation Provided |
| <input type="checkbox"/> American Sign Language | <input type="checkbox"/> Seasonal Program |
| <input type="checkbox"/> Waiting Period Applies | |
| <input type="checkbox"/> Volunteers Accepted | |

Youth Treatment Services, Caritas

2020 Newburg Road
P.O. Box 32690
Louisville, KY 40205

Telephone Numbers and Contact Information

502) 451-3330
502) 451-3333

Operating Agency: CARITAS Peace Center

Person in charge: Joyce Boles, RNC, ARNP, MNDir. Patient Care

Hours of operation: 24-hours

Fees: Market rate fees

Eligibility requirements: Ability to pay; insurance

Intake Procedure: Call for information; referrals

Area Served: Metropolitan Louisville Area

About the program: Provides inpatient psychiatric treatment services for adolescents with psychiatric, emotional, or substance abuse problems. Treatment is designed to help the adolescent understand the origin of their problem and control the resulting disruptive or self-destructive behaviors. Specialized programs are also offered to meet the needs of adolescent boys involved with the legal system and youth age 5-18 who have developmental disabilities as well as a psychiatric diagnosis.

Program ID: OLOP ADOL

=Yes or True =No or False

- | | |
|---|--|
| <input type="checkbox"/> ADA Compliant | <input type="checkbox"/> Transportation Provided |
| <input type="checkbox"/> American Sign Language | <input type="checkbox"/> Seasonal Program |
| <input type="checkbox"/> Waiting Period Applies | |
| <input type="checkbox"/> Volunteers Accepted | |

Psychiatric Services for Children, UL Bingham Child Guidance Ctr.

200 East Chestnut Street
Louisville, KY 40202

Telephone Numbers and Contact Information

502) 852-6941

502) 852-1055 Fax

Operating Agency: UL Bingham Child Guidance Center

Person in charge: Robert F. Baxter, M.D. Director

Hours of operation: Monday-Friday, 8:00AM-6:00PM

Fees: Sliding fee scale; accepts private insurance; Medicaid

Eligibility requirements: Children aged 2 to 18 years old

Intake Procedure: Call for information/appointment

Area Served: Metropolitan Louisville Area

About the program: Offers comprehensive psychiatric services for children aged 2-18 years. Programs include individual and group outpatient treatment, short-term inpatient care, a day-hospitalization program, and emergency care through Kosair Children's Hospital Emergency Room.

Program ID: BCG PSC

= Yes or True [] = No or False

- | | |
|---|--|
| <input type="checkbox"/> Compliant | <input type="checkbox"/> Transportation Provided |
| <input type="checkbox"/> American Sign Language | <input type="checkbox"/> Seasonal Program |
| <input type="checkbox"/> Waiting Period Applies | |
| <input type="checkbox"/> Volunteers Accepted | |

Counseling Services, Lutheran Chld and Family of KY & IN

1864 Frankfort Avenue
Louisville, KY 40206

Telephone Numbers and Contact Information

502) 899-5991

Operating Agency: Lutheran Child & Family Services Of IN & KY

Person in charge: Dr. Jeff Romer Director

Hours of operation: Monday-Friday, 8:30AM-5:00PM; Evening appointments available

Fees: Sliding fee scale

Eligibility requirements: No restrictions

Intake Procedure: Call for information

Area Served: Metropolitan Louisville Area

About the program: Provides counseling services, including pastoral, group, marriage, child and family counseling, and play therapy.

Program ID: LUTH COUN

=Yes or True =No or False

ADA Compliant
 American Sign Language
 Waiting Period Applies
 Volunteers Accepted

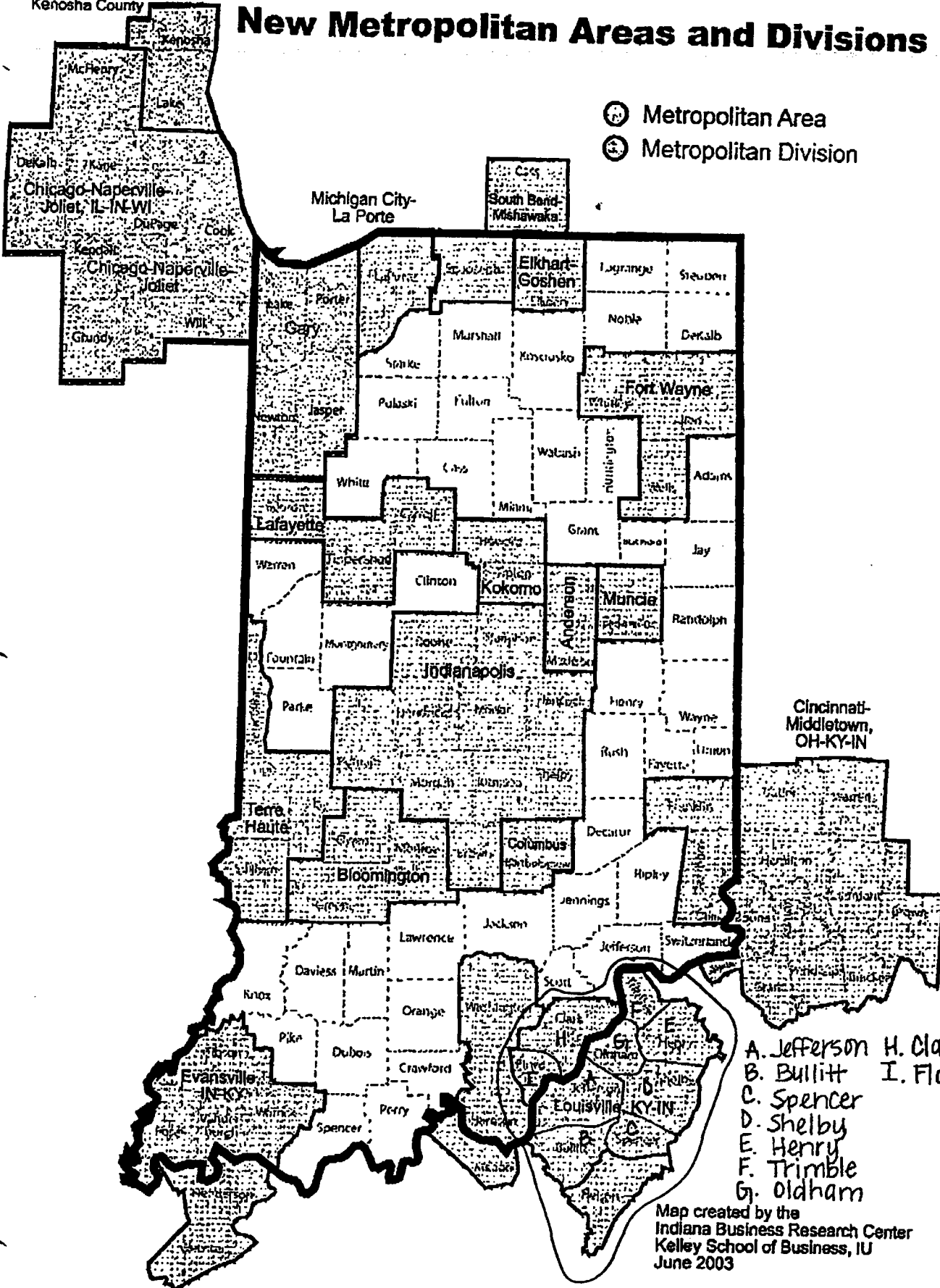
Transportation Provided
 Seasonal Program

http://www.census.gov/population/estimates/metro-city/03n/ps.txt

31100		Los Angeles-Long Beach-Santa Ana, CA Metropolitan Statistical Area
31100	31084	Los Angeles-Long Beach-Glendale, CA Metropolitan Division
31100	31084	06037 Los Angeles County, CA
31100	42044	Santa Ana-Anaheim-Irvine, CA Metropolitan Division
31100	42044	06059 Orange County, CA
31140		Louisville, KY-IN Metropolitan Statistical Area
31140	18019	Clark County, IN
31140	18043	Floyd County, IN
31140	18061	Harrison County, IN
31140	18175	Washington County, IN
31140	21029	Bullitt County, KY
31140	21103	Henry County, KY
31140	21111	Jefferson County, KY
31140	21163	Meade County, KY
31140	21179	Nelson County, KY
31140	21185	Oldham County, KY
31140	21211	Shelby County, KY
31140	21215	Spencer County, KY
31140	21223	Trimble County, KY
31180		Lubbock, TX Metropolitan Statistical Area
31180	48107	Crosby County, TX
31180	48303	Lubbock County, TX
31260		Lufkin, TX Micropolitan Statistical Area
31260	48008	Angelina County, TX

New Metropolitan Areas and Divisions

- ⊙ Metropolitan Area
- ⊕ Metropolitan Division



- A. Jefferson
- B. Bullitt
- C. Spencer
- D. Shelby
- E. Henry
- F. Trimble
- G. Oldham
- H. Clark
- I. Floyd

Map created by the
 Indiana Business Research Center
 Kelley School of Business, IU
 June 2003

Major Employers I

BOOK OF LISTS
By Business First of Louisville

(Area's Largest in the Private Sector Ranked By Employee)

Name address phone	Local employees: 2002/ 2001'	Payroll for 6 months ended 6-30-02	CEO or local director/ local personnel director	Local facili- ties	Head- quarters	Type of business	Major pro or servi
United Parcel Service Inc. 1400 N. Hurstbourne Parkway Louisville, 40223 329-3000	22,303' 21,272'	WND	Bob Lekites, vice president of UPS Airlines and international operations; John McDevitt, vice president of UPS Air operations/ Al Rapp	16	Atlanta	Package and document delivery and distribution, inventory and warehouse management, customs brokerage, global freighter forwarding, internet retailing and distribution	NA
Ford Motor Co. — Kentucky Truck Plant P.O. Box 32310, Louisville, 40243; 429-2000 Louisville Assembly Plant P.O. Box 32990, Louisville, 40232; 364-3604	9,856 10,300	\$210 million, truck plant only	John Crew/Jack Halverson, truck plant; John Tankesley/Brian Griffin, assembly plant	2	Dearborn, Mich.	Automotive manufacturer	Produce commercial more than 8,500 po 350, 450, and 550 F Explorers, Mountair
Norton Healthcare Inc. P.O. Box 35070 Louisville, 40232; 629-8082	7,034 6,495	\$143.4 million	Stephen A. Williams/ Douglas Howell	26	Louisville	Nonprofit integrated health care network	Cardiology, women's gy, orthopedics, adva services, spine cente
The Kroger Co. 10168 Linn Station Road Louisville, 40223; 423-4800	6,655 4,837	WND	John Hackett/ Kathy Miller	38	Cincinnati	Retail grocer	NA
GE Appliances Appliance Park Louisville, 40225; 452-4311	5,800 6,000	WND	James P. Campbell/ John Sollazzo	2	Fairfield, Conn.	Design, manufacturing, sales, service and marketing of home appliances; warehousing/distribution	Major home applian homes service
Humana Inc. 500 W. Main St. Louisville, 40201; 580-1000	4,672 4,626	\$350 million	Michael B. McCallister/ Jim Mason	6	Louisville	Health insurance	HMO, PPO, POS and services products to groups, government
Jewish Hospital HealthCare Services 217 E. Chestnut St. Louisville, 40202; 587-4011	4,352 4,332	\$116.3 million	Henry C. Wagner/ Ed Farmer	NA	Louisville	Nonprofit parent company of more than 35 health care network facilities in Kentucky and Indiana	Health care provider
Archdiocese of Louisville College St. Louisville, 40203; 585-3291	2,560 2,434	WND	Thomas C. Kelly, archbishop/ Brian B. Reynolds	95	Louisville	Churches, agencies, schools, news- papers, cemeteries	Education, social se counseling
Caritas Health Services 1850 Bluegrass Ave. Louisville, 40215; 361-6000	2,380 2,345	\$46 million	Ian E. McFadden/ Connie Atkins	12	Denver	Nonprofit health care provider offering acute medical care, psychiatric care, home health, physician practices	Orthopedics, oncolo psychiatric care, pul services, special dia
Caesars Indiana 11999 Avenue of the Emperors Elizabeth, Ind. 47117; (812) 969-6000	2,221 2,100	\$21.9 million	Barry Morris/ Bill Baker	1	Las Vegas	Gaming and entertainment resort	Casino, hotel, resta ment, golf
Baptist Hospital East 4000 Kresge Way Louisville, 40207; 897-8100	2,149 2,235	\$50.6 million	Sue Stout Tamme/ Tony Bohn	3	Louisville	Nonprofit acute-care hospital	Medical/surgical se health, oncology, or ogy, home and mer
Kindred Healthcare Inc. 680 S. Fourth Ave. Louisville, 40202; 596-7300	2,003 2,229	\$119.1 million	Edward L. Kuntz/ Keith M. Sherman	8	Louisville	Long-term health care services	Hospitals, nursing tract therapy serv
University Hospital 530 S. Jackson St. Louisville, 40202; 562-3000	1,953 1,748	\$38 million	James Taylor/ Gary Bensing	2	Louisville	Nonprofit health care	Acute-care hospita
Bank One 416 W. Jefferson St. Louisville, 40202; 566-2000	1,807 2,161	WND	Dennis Heishman/ Lisa Morley	56	Chicago	Banking	Range of financial sumers, business relations
Anthem Blue Cross & Blue Shield 9901 Linn Station Road Louisville, 40223; 423-2453	1,767 1,803	WND	Jude Thompson/ Jeff Herdefin	4	Indianapolis	Health insurance, life insurance	Health insurance a health care produc
Yum! Brands Inc.* 1441 Gardiner Lane Louisville, 40213; 874-8300	1,752 1,589	WND	David C. Novak/ Peter Hearl	35	Louisville	Restaurant owner with nearly 32,000 restaurants in 100 countries world- wide	KFC, Pizza Hut, Ta Silver's and A&W /
Publishers Printing Co. LLC 100 Frank E. Simon Ave. Shepherdsville, Ky. 40165; 955-6526	1,650 1,840	\$26.7 million	Nicholas X. Simon/ Susie Fields	2	Shepherds- ville	Printing	Trade magazines
Roebuck and Co. Bluegrass Parkway Louisville, 40299; 266-3420	1,591 1,628	WND	Alan J. Lacy/ Kelly Sweasy	11	Hoffman Estates, Ill.	Credit card operations, retail opera- tions, home services and repair, automotive services	Credit products, re services, apparel, automotive produ
National Processing Co. 1231 Durrett Lane Louisville, 40213; 315-2000	1,397 1,396	\$33.6 million	Thomas A. Wimsett/ Marsha Lindholm	1	Louisville	Merchant credit and debit card pro- cessing and e-commerce	Credit and debit ca cessing
BellSouth 601 W. Chestnut St. Louisville, 40203; 582-1541	1,300 1,484	WND	E.C. Roberts/ NA	NA	Atlanta	Full-service Internet, data and voice communications for business and residential customers	Data and voice co products for busi customers

FOOTNOTES

Major Employers II

(Area's Largest in the Private Sector Ranked by Employees)

Name Address Phone	Local employees: 2002/ 2001*	Payroll for 6 months ended 6-30-02	CEO or local director/ local personnel director	Local facilities	Head-quarters	Type of business	Major pro or servi
✓ National City Bank of Kentucky 101 S. Fifth St. Louisville, 40202; 581-4200	1,300 1,682*	\$32.9 million	Ted Parker/ Twila May	68	Cleveland	Financial services	Commercial banking, consumer deposit/loans, mortgages, credit cards, etc.
Clark Memorial Hospital 1220 Missouri Ave. Jeffersonville, Ind. 47130; 282-6631	1,214 1,163	\$26.5 million	Timothy L. Jarr/ Fred Horlander	1	Jeffersonville	Hospital and health care services	Emergency, obstetrics, women's health, oncology, neurology, cardiology
✓ Seven Counties Services 101 W. Muhammad Ali Blvd. Louisville, 40202 589-8600	1,214 1,164	\$20.4 million	Howard F. Bracco/ Lisa Leet	50	Louisville	Planning, treatment, prevention and support services in the areas of mental health, alcohol and drugs, and developmental disabilities	NA
✓ Swift & Co. 1200 Story Ave. Louisville, 40206; 582-0011	1,200 NA	WND	John W. Cliff Jr./ Kristy Weber	1	Greeley, Colo.	Manufacturing	Pork products
✓ Brown-Forman Corp. 850 Dixie Highway Louisville, 40210; 585-1100	1,194 1,101	\$63 million	Owsley Brown IV/ James S. Welch Jr.	3	Louisville	Diversified producer and marketer of fine-quality consumer products	Jack Daniel's Tennessee Whiskey, Woodford Reserve, S.E. Early Times, Finlandia
American Commercial Lines LLC 1701 E. Market St. Jeffersonville, Ind. 47130; 288-0100	1,184 1,161	WND	Michael Hagan/ Paul Besson	3	Jeffersonville	Marine transportation services	Marine transportation repair and ancillary river terminals
✓ Al J. Schneider Co. 830 Phillips Lane Louisville, 40209 367-2251	1,120 1,095	WND	R. Joseph Mittel/ Susan Watkins, Nancy Vogedes	3	Louisville	Full-service hotel	NA
✓ Papa John's International Inc. Box 99900 Louisville, 40269; 261-7272	1,100* 1,488*	WND	John H. Schnatter/ Tammy Wetterer	50*	Louisville	Pizza carry-out and delivery	Pizza
0 Rosenkrupp Budd Co. 1000 Old Brunerstown Road Shelbyville, Ky. 40065; 633-5000	1,077 1,050	WND	Robert W. Rainey/ Brent Wimsatt	1	Troy, Mich.	Manufacturing	Automotive body assemblies
4 Floyd Memorial Hospital & Health Services 1850 State St. New Albany, Ind. 47150 944-7701	1,039 1,228	\$18.7 million	Bryant R. Hanson/ Mike Ford	6	New Albany	Hospital and health services provider	Floyd Memorial Cancer Center, Diabetes Center, occupational health, medical centers, etc.
10 YMCA of Greater Louisville 545 S. Second St. Louisville, 40202; 587-9622	948 631	\$6.8 million	Steve Tarver/ Larry Woodriddle	10	Louisville	Community and human services organization; nonprofit charitable organization	Child care, teen center, senior center, youth and adult day care, fitness center
11 ✓ The Courier-Journal 525 W. Broadway Louisville, 40202; 582-4011	915 926*	WND	Edward E. Manassah/ W. Barry Chapman	1	McClean, Va.	Newspaper publishing	Newspaper
33 ✓ FNC Bank 500 W. Jefferson St. Louisville, 40202; 581-2249	850 900	WND	Michael N. Harrel/ Karen Hazelwood	56	Pittsburgh	Diversified financial services	NA
34 ✓ SHPS Inc. 11405 Bluegrass Parkway Louisville, 40299; 267-4900	805 740	WND	David Garner/ Jeff Hurst	2	Louisville	Benefits administration/outsource fulfillment services, disease-demand management, utilization management	COBRA, flexible spending, direct billing, disease management
31 Beach Mold & Tool Inc. 999 Progress Blvd. New Albany, Ind. 47150; 945-2688	750 950	WND	William Beach/ Keith Masoud	1	New Albany	Plastics injection molding and manufacturing	NA
NR Mother's Cookie Co., Keebler Co./Kellogg 2287 Ralph Ave. Louisville, 40216; 448-1730	704 NA	WND	Don Davis/ Carol Hawes	3	Battle Creek, Mich.	Cookie manufacturer	Girl Scout cookies
35 Presbyterian Church (U.S.A.) 100 Witherspoon St. Louisville, 40202; 569-5710	676 694	\$13.5 million	John Dettler/ Clifford Kraus	1	Louisville	Presbyterian Church national headquarters	Religious mission
Bank of America Mortgage 1 E. Main St., Suite 400 Louisville, 40202; 566-5100	654 675	WND	J. Mark Hanson/ Theresa White	2	Charlotte, N.C.	NA	Nationwide mortgage retail loan originator
37 Discount Labels, a PrintXcel Brand 4115 Profit Court New Albany, Ind. 47150; 945-2617	647 667	WND	Allen Conway/ Doty Newkirk	1	Englewood, Colo.	Label manufacturing	Self-adhesive labels
39 ✓ Sod-Chemie Inc. 1600 W. Hill St. Louisville, 40210; 634-7200	600 650	WND	Gunter von Au/ Ken Carver	2	Louisville	Chemical manufacturing	Specialty chemicals, paint control and

WORKERS WHO LIVE IN THE COUNTY

303,624 92.3% Live and work in the county
 25,467 7.7% Live in the county, work elsewhere
 329,091 Total workers who live in the county

WORKERS WHO WORK IN THE COUNTY

303,624 75.1% Work and live in the county
 100,930 24.9% Work in the county, live elsewhere
 404,554 Total workers who work in the county

BETWEEN KENTUCKY COUNTIES ONLY

Lives in Jefferson and works in:	Number of Workers	Lives in:	Works in Jefferson
Total	315,655	Total	364,346
Allen KY	6	Adair KY	102
Anderson KY	36	Allen KY	15
Barren KY	25	Anderson KY	286
Bath KY	8	Barren KY	80
Boone KY	93	Bath KY	26
Bourbon KY	4	Bell KY	19
Boyle KY	41	Boone KY	70
Bracken KY	8	Bourbon KY	7
Breathitt KY	9	Boyd KY	21
Breckinridge KY	38	Boyle KY	27
Bullitt KY	1,893	Breckinridge KY	243
Campbell KY	23	Bullitt KY	19,730
Carroll KY	165	Butler KY	26
Cass KY	18	Caldwell KY	6
Christian KY	9	Calloway KY	25
Clark KY	21	Campbell KY	28
Clinton KY	7	Carroll KY	178
Crittenden KY	9	Carier KY	27
Daviess KY	51	Cass KY	43
Fayette KY	572	Christian KY	37
Floyd KY	18	Clerk KY	62
Franklin KY	923	Clay KY	21
Gallatin KY	6	Cumberland KY	15
Garrard KY	8	Daviess KY	81
Grayson KY	81	Edmonson KY	58
Green KY	12	Estill KY	52
Hancock KY	19	Fayette KY	757
Hardin KY	1,028	Fleming KY	30
Harrison KY	17	Floyd KY	8
Henderson KY	12	Franklin KY	358
Henry KY	162	Gallatin KY	49
Hickman KY	6	Garrard KY	51
Hopkins KY	27	Grant KY	27
Jefferson KY	303,624	Graves KY	13
Jessamine KY	21	Grayson KY	443
Kenton KY	37	Green KY	132
Knox KY	16	Greenup KY	6
Knox KY	10	Hancock KY	14
Laurel KY	7	Hardin KY	9,347
Lawrence KY	8	Harrison KY	14
Lee KY	8	Hart KY	173
Leslie KY	6	Henderson KY	64
Lincoln KY	5	Henry KY	1,258
McCracken KY	8	Hickman KY	2
McCreary KY	11	Hopkins KY	35
Madison KY	16	Jackson KY	23
Marion KY	44	Jefferson KY	303,624
Marshall KY	13	Jessamine KY	36
Martin KY	3	Kenton KY	83
Meads KY	173	Knox KY	8
Mercer KY	26	Larue KY	476
Montgomery KY	84	Laurel KY	43
Muhlenberg KY	25	Lawrence KY	12
Nelson KY	442	Lee KY	8
Nicholas KY	2	Leslie KY	5
Ohio KY	9	Letcher KY	11
Oldham KY	2,875	Lewis KY	7
Owen KY	7	Lincoln KY	37
Pike KY	7	Logan KY	31
Pulaski KY	18	Lyon KY	19
Rowan KY	1	McCracken KY	16
Russell KY	12	McLean KY	21
Scott KY	542	Madison KY	134
Shelby KY	1,815	Martin KY	69
Simpson KY	2	Marion KY	431
Spencer KY	159	Marshall KY	22

BETWEEN KENTUCKY AND OTHER STATES

Lives in Jefferson and works in:	Number of Workers	Lives in:	Works in Jefferson
Total	13,436	Total	48,208
Jefferson AL	21	Clarke AL	7
Madison AL	3	Colbert AL	2
Montgomery AL	4	Covington AL	9
Washington AL	9	Franklin AL	4
Maricopa AZ	23	Jackson AL	5
Faulkner AR	2	Jefferson AL	30
Garland AR	28	Lee AL	9
Sebastian AR	3	Marshall AL	9
Lake CA	4	Mobile AL	4
Los Angeles CA	12	Montgomery AL	7
Orange CA	8	Randolph AL	5
San Bernardino CA	4	Washington AL	18
San Francisco CA	27	Anchorage Borough AK	6
Santa Clara CA	14	Kenai Peninsula Borough AK	15
Boulder CO	2	Cochise AZ	11
El Paso CO	7	Maricopa AZ	38
Jefferson CO	23	Pima AZ	10
Fairfield CT	11	Yavapai AZ	11
Hartford CT	2	Benton AR	10
District of Columbia DC	26	Cleburne AR	2
Broward FL	23	Cross AR	13
Collier FL	3	Dasha AR	7
Duval FL	2	Faulkner AR	7
Martin FL	3	Garland AR	19
Miami-Dade FL	4	Independence AR	5
Monroe FL	12	Mississippi AR	10
Nassau FL	23	Polk AR	11
Orange FL	16	Pulaski AR	10
Palm Beach FL	2	Alameda CA	16
Pinalos FL	12	Los Angeles CA	80
Sarasota FL	2	Orange CA	7
Cobb GA	3	Riverside CA	28
Crisp GA	11	San Bernardino CA	11
DeKalb GA	5	San Diego CA	28
Fulton GA	75	Santa Cruz CA	11
Jefferson GA	6	Yolo CA	4
Richmond GA	7	Douglas CO	13
Hawaii HI	1	Eagle CO	10
Champaign IL	3	Fairfield CT	5
Cook IL	178	Hartford CT	11
DuPage IL	8	New Castle DE	4
Kane IL	15	Broward FL	17
Lake IL	23	Citrus FL	6
Lawrence IL	2	Collier FL	45
Allen IN	17	Duval FL	15
Bartholomew IN	25	Escambia FL	8
Clark IN	7,047	Gilchrist FL	16
Crawford IN	10	Hillsborough FL	57
Dubois IN	10	Indian River FL	5
Elkhart IN	5	Lake FL	4
Fayette IN	8	Lee FL	8
Floyd IN	2,776	Manatee FL	6
Franklin IN	15	Miami-Dade FL	18
Hamilton IN	11	Nassau FL	8
Harrison IN	668	Okaloosa FL	12
Hendricks IN	16	Orange FL	28
Howard IN	6	Palm Beach FL	32
Jackson IN	38	Pinalos FL	8
Jasper IN	10	Santa Rosa FL	9
Jefferson IN	67	Sumter FL	10
Johnson IN	7	Suwannee FL	17
Kosciusko IN	7	Walton FL	13
La Porte IN	18	Cherokee GA	20
Lafayette IN	11	Cobb GA	27
Madison IN	6	Dawson GA	12
Marion IN	258	DeKalb GA	8

Produced by the Kentucky State Data Center, March 2003

BETWEEN KENTUCKY COUNTIES ONLY			
Lives In Jefferson and works In:	Number of Workers	Lives In:	Works In Jefferson
Taylor KY	11	Meade KY	3,201
Todd KY	11	Menifee KY	8
Trimble KY	64	Mercer KY	80
Union KY	8	Metcalf KY	18
Warren KY	42	Montgomery KY	35
Washington KY	22	Muhlenberg KY	15
Whitley KY	13	Nelson KY	3,586
Woodford KY	12	Ohio KY	28
		Orlham KY	12,684
		Owen KY	28
		Owsley KY	13
		Pike KY	31
		Powell KY	17
		Pulaski KY	99
		Rockcastle KY	42
		Rowan KY	16
		Russell KY	18
		Scott KY	87
		Shelby KY	4,317
		Simpson KY	28
		Spencer KY	3,138
		Taylor KY	143
		Todd KY	11
		Tipton KY	4
		Trimble KY	466
		Union KY	9
		Warren KY	132
		Washington KY	151
		Wayne KY	6
		Webster KY	12
		Whitley KY	7
		Wolfe KY	15
		Woodford KY	113

BETWEEN KENTUCKY AND OTHER STATES			
Lives In Jefferson and works In:	Number of Workers	Lives In:	Works In Jefferson
Monroe IN	22	Dougherty GA	20
Orange IN	2	Fayette GA	19
Ripley IN	8	Floyd GA	12
St. Joseph IN	19	Forsyth GA	40
Scott IN	110	Fulton GA	15
Spencer IN	9	Greene GA	8
Switzerland IN	13	Gwinnett GA	17
Vanderburgh IN	45	Houston GA	6
Vigo IN	8	Muscogee GA	7
Warrick IN	5	Tift GA	7
Washington IN	26	Walker GA	4
Wayne IN	2	Canyon ID	11
Jefferson IA	24	Kootenai ID	8
Linn IA	7	Lemhi ID	2
Potawatamie IA	1	Champaign IL	8
Scott IA	2	Cook IL	84
Johnson KS	8	Crawford IL	5
Sedgwick KS	12	DuPage IL	15
Jefferson Parish LA	11	Edger IL	2
Orleans Parish LA	1	Edwards IL	11
Oxford ME	4	Hardin IL	7
Anne Arundel MD	19	Jackson IL	15
Prince Georges MD	2	Lake IL	5
Talbot MD	10	Livingston IL	3
Baltimore city MD	15	McHenry IL	10
Hampden MA	12	Macon IL	7
Suffolk MA	1	Madison IL	18
Cass MI	9	Ogle IL	2
Delta MI	7	St. Clair IL	7
Livingston MI	5	Saike IL	8
Oakland MI	14	Shelby IL	8
Saginaw MI	2	Tazewell IL	2
Wayne MI	34	Webash IL	12
Dakota MN	10	Washington IL	3
Hennepin MN	9	Williamson IL	8
Harrison MS	10	Woodford IL	2
Lee MS	8	Afien IN	7
St. Louis MO	45	Bartholomew IN	9
St. Louis city MO	38	Cass IN	8
Custer MT	23	Clark IN	18,279
Sully NE	13	Crawford IN	588
Washoe NV	3	Daviess IN	7
Hillsborough NH	7	Dearborn IN	11
Bergen NJ	2	Decatur IN	7
Morris NJ	10	Dubois IN	9
Bernette NM	10	Floyd IN	11,806
Monroe NY	3	Gibson IN	5
Nassau NY	6	Hamilton IN	16
New York NY	12	Harrison IN	4,338
Onondaga NY	1	Hendricks IN	2
Queens NY	10	Jackson IN	74
Cabarrus NC	6	Jay IN	7
Durham NC	2	Jefferson IN	352
Guilford NC	9	Jennings IN	38
Mecklenburg NC	13	Lake IN	6
Athens OH	2	La Porte IN	2
Butler OH	42	Lawrence IN	30
Clark OH	13	Marion IN	137
Columbiana OH	8	Marshall IN	4
Cuyahoga OH	43	Martin IN	5
Darke OH	6	Monroe IN	17
Franklin OH	41	Morgan IN	39
Greene OH	12	Newton IN	3
Hamilton OH	97	Orange IN	153
Lorain OH	2	Perry IN	68
Montgomery OH	48	Pike IN	3
Stark OH	8	Scott IN	737
Summit OH	3	Shelby IN	7
Trumbull OH	2	Spencer IN	22
Warren OH	10	Switzerland IN	21
Wood OH	6	Vanderburgh IN	54
Comanche OK	22	Vermilion IN	9
Clackamas OR	11	Vigo IN	19

Produced by the Kentucky State Data Center, March 2003

Main Shopping Areas for Area

■ Main and Market streets, downtown Louisville. Primary attractions are between Fifth and Ninth streets, including the gift shops at the Louisville Science Center, the Louisville Slugger Museum and the Kentucky Center for the Arts. Nearby, the Kentucky Art and Craft Gallery at 609 W. Main St. offers work by area artists. A short drive away on East Market Street, shoppers can browse a number of art galleries and antique stores.

■ Bardstown Road is busy day and night, and it's the place to go for shopping small boutiques, antique stores, galleries and record shops, with plenty of places to stop for a bite.

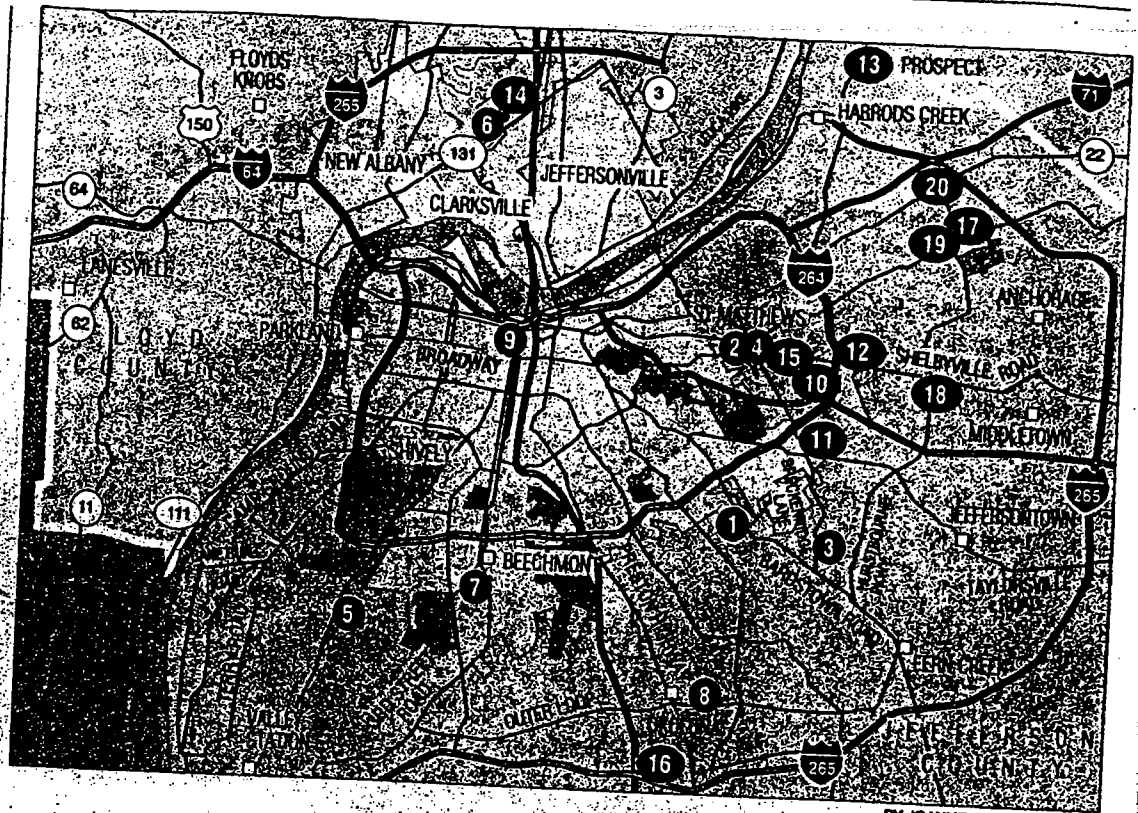
■ Chenoweth Lane in St. Matthews is another area to visit. Specialty retailers, antique shops, jewelry stores, bakeries and more.

■ Holiday Manor and Glenview Pointe draw shoppers to the area just east of the intersection of the Vatterson Expressway and Brownsboro Road. You'll find home furnishings, clothing, gifts, jewelry and a lawley-Cooke Booksellers.

■ Frankfort Avenue is another busy and eclectic stretch of road. Between Dixie Avenue and the area around North Bellaire Avenue there are galleries, antiques, crafts, consignment shops and one-of-a-kind clothing stores.

■ Eastern Boulevard in Clarksville, Ind., offers the large retailers with smaller shops mixed in.

■ Springhurst Towne Center is a vast collection of shopping opportunities built in the Tinseltown area. Many major department stores are there, along with Books-a-Million and a lot of clothing stores.



BY JOANNE MESHEW, THE C-J

■ Hurstbourne Parkway offers about 3 1/2 miles of shopping centers from Stony Brook Drive to just north of Shelbyville Road. Name a national or regional chain, and you'll likely find it there. And at the north end, the Hurstbourne Forum Center offers upscale clothing and gift shops.

■ Louisville retail development continues eastward with the opening in 2002 of The Summit Lifestyle Center, a collection of 60 retailers and restaurants in a Mediterranean-style village with fountains, statuary and distinctive landscaping. It's at 4300 Summit Plaza Drive.

Malls and Shopping Centers

1. **Bashford Manor Mall**, 3600 Bardstown Road, Louisville, (502) 459-9600.
2. **Bluegrass Manor**, 4900 Shelbyville Road, Louisville, (502) 362-1000.
3. **Breckenridge Plaza Shopping Center**, 3413 Breckenridge Lane,

- Louisville, (502) 491-4647.
4. **Chenoweth Square**, 3905 Chenoweth Lane, Louisville, (502) 562-9200.
5. **Dixie Manos Shopping Center**, 6801 Dixie Highway, Louisville.
6. **Greentree Mall**, 757 E. Ind. 131, Clarksville, Ind., (812) 283-0741.
7. **Iroquois Manor**, 5330 S. Third St., Louisville.
8. **Jefferson Mall**, 4801 Outer Loop, Louisville, (502) 968-4101, www.shopjefferson-mall.com.
9. **Louisville Galleria**, 400 S. Fourth St., Louisville, KY, (502) 584-7170, www.louisvillegalleria.com.
10. **Mall St. Matthews**, 5000 Shelbyville Road, Louisville, (502) 893-0311.
11. **McMahan Plaza**, 3000 Breckenridge Lane, Louisville, (502) 459-0522.
12. **Oxmoor Center**, 7900 Shelbyville Road, Louisville, (502) 426-3000, www.oxmoorcenter.com.
13. **Prospect Village Shopping Center**, 5949

- Timber Ridge Drive, Prospect, (502) 228-1990.
14. **River Falls Mall**, 951 E. Ind. 131, Clarksville, Ind., (812) 284-6255, www.riverfallsmall.com.
15. **Shelbyville Road Plaza**, 4600 Shelbyville Road, Louisville, (502) 245-8800.
16. **Silver Heights Plaza**, Blue Lick Road and Freedom Way, Louisville, (502) 969-3244.
17. **Springhurst Towne Center**, 3575 Springhurst Blvd., Louisville, (502) 429-6770.
18. **Stonefield Square**, 10400 Shelbyville Road, Louisville, (502) 753-7500.
19. **Westport Plaza Shopping Center**, 9400 Westport Road, Louisville, (502) 459-0522.
20. **The Summit**, 4300 Summit Plaza Drive, Louisville, (502) 425-3411, www.thesummitonline.com.

Shopping Complexes I

(Area's Largest Ranked By Total Square Feet Managed)

Name	Total square feet managed	Space available (sq. ft.)	Rental formula	No. of stores/ Parking spaces	Center owner	Center manager/ property management firm	Principal tenants	Build
✓ Mall St. Matthews 5000 Shelbyville Road Louisville, 40207; 893-0311	1,290,000	0	Flat plus percentage	140 4,800	The Rouse Co.	Scott M. Howe/ The Rouse Co.	Dillard's, J.C. Penney, Lord & Taylor, The Limited Inc. Superstore	No
✓ Jefferson Mall 4801/302 Outer Loop Louisville, 40219 968-4103	1,117,000	14,000	Flat plus percentage	120 5,421	CBL & Associates Properties Inc.	Karla Rocker/ CBL & Associates Properties Inc.	Dillard's, J.C. Penney, Lazarus, Sears	Yes/ feet sion
✓ Dunmore Center 7900 Shelbyville Road Louisville, 40222; 228-2858	960,000	21,000	Flat plus percentage	108 4,700	Beargrass Corp.	Ken Young/ David Hocker & Associates	Lazarus, Jacobson's, Sears, Galyan's, California Pizza Kitchen	No
✓ Springhurst Towne Center 10508 Fischer Park Drive Louisville, 40241; 968-4103	810,539	4,000	Flat plus percentage	35 4,720	CBL & Associates Properties Inc.	Karla Rocker/ CBL & Associates Properties Inc.	Meijer, Target, TJ Maxx, Cinemark Tinseltown, Dick's Sporting Goods	No
✓ Green Tree Mall 757 E. Highway 131 Clarksville, Ind. 47129; 283-0741	785,037	23,800	Flat plus percentage	102 3,900	The Macerich Co.	Helen Ryzdzewski/ The Macerich Co.	Dillard's Women, J.C. Penney, Sears, Target, Circuit City	No
✓ River Falls Mall 951 E. Highway 131 Clarksville, Ind. 47129; 284-6255	762,000	36,000	Flat plus percentage	70 3,334	General Growth Properties Inc.	Robert Edelen/ General Growth Properties Inc.	Dillard's, Wal-Mart, Toys 'R' Us, Dick's Sporting Goods, River Fair Family Fun Park	No
✓ Bashford Manor Mall 3600 Bardstown Road Louisville, 40218; 459-4331	708,679	120,000	Flat over-age	75 2,584	Rubloff Development Group Inc.	Daniel J. Huff/ Rubloff Development Group Inc.	Dillard's, Target, Dillard's for the Home, Chi-Chi's, Fashion Shop	Yes/ new outlet
✓ Southgate Shopping Center/Standiford Plaza Preston Highway Louisville, 40229; 893-5388	432,500	12,500'	Variable	21 2,348	Southgate Associates	Mike French/ Southgate Associates	Wal-Mart Superstore, Kohl's, Kroger, Walgreen, CVS Pharmacy	Yes/ shop rents,
✓ Summit Plaza 4300 Summit Plaza Drive Louisville, 40241; 425-3441	368,534	27,143'	Flat over-age	54 2,066	Louisville Retail Co. LLC	Shelby L. Eddington/ Bayer Properties Inc.	Barnes & Noble, Old Navy, Organized Living, Eddie Bauer, Gap Stores	No
Indian Trail Square Preston Highway at Indian Trail Louisville, 40219; 479-0200	356,793	58,438	Flat plus percentage	33 2,300	Dahlem Enterprises Inc.	Judy Taylor Vogt/ Dahlem Realty Co. Inc.	Winn-Dixie, Staples, Pep Boys, Shoe Carnival	No
Dixie Manor Shopping Center 6801 Dixie Highway Louisville, 40258; (859) 335-9663	355,174	50,000	Flat plus percentage	27 1,800	Dixie Manor LLC	Brian C. Wood/ B.C. Wood Cos.	Caritas Medical Mall, Fashion Shop, Dixie Dozen Theaters, Buffalo Wild Wings	Yes/ 8 foot re major
Middletown Station 12975 Shelbyville Road Louisville, 40243; 245-8800	320,000	190,000	Variable	3 2,800	Middletown Partners LLC	Ron McGehee/ Hagan Seay Properties	Burlington Coat Factory, Applebee's, Bassett Furniture, Wendy's, Citizen's Union Bank	Yes/ 1 foot re ing
Louisville Galleria 400 S. Fourth St. Louisville, 40202; 584-7170	282,000	50,000	Variable	36 750	The Cordish Co.	Ann Naville/ The Hogan Group	Dillard's, Fashion Shop, Foot Locker, Waldenbooks, Ginny's Hallmark	Yes/ Fi redewe
Westport Plaza 9400 Westport Road Louisville, 40241; 459-0522	255,000	47,450	Flat and participatory	50 1,200	Goose Creek Properties	Rob Hutcherson/ McMahan Group	Kmart, Rite Aid, Porter Paints, Jefferson County Clerk's office, Mattress & More	No
The Festival on Jefferson Court 4500 block of Outer Loop Louisville, 40219; 429-6700	250,000	51,000	Flat plus percentage	31 NA	Bankers United Life, et al	Larry Voll/ CB Richard Ellis/Nickiles	Kroger, Republic Bank, Factory Card Outlet, Mailboxes Etc., Wells Fargo Financial	No
Townfair Center Hurstbourne and Bunsen parkways Louisville, 40220; (678) 553-4040	235,892	863	NA	20 1,147	Ronus Properties	NA/ Ronus Properties	Wal-Mart, Staples, Michaels, Hancock Fabrics, Fashion Bug	No
Southland Terrace Shopping Center Seventh Street Road and Crums Lane Louisville, 40216; 426-1050	233,550	11,500	Flat plus percentage	42 1,220	Southland Terrace Shopping Center LLC	NA/ The Hogan Group	Kroger, J.C. Penney, Big Lots, Dollar Tree, Blue Boar	No
Merchandise Center Shelbyville Road Louisville, 40207; 893-3695	230,533	0	Flat or percentage	13 1,400	Dixie Associates	Bruce D. Shinbach/ Dixie Associates	Best Buy, Logan' Roadhouse, Stein Mart, Dee's Crafts, Zany Brainy	No
McMahan Plaza 3000 Breckinridge Lane Louisville, 40220; 459-0522	230,000	2,588	Flat and participatory	60 1,100	McMahan Group	Rory McMahan/ McMahan Group	Kroger, Feeder's Supply, Hikes Point Paint, Powerhouse Gym, Rite Center	No
Brownfield Square Shopping Center 4840 Outer Loop	229,000	44,977	Flat plus percent-	8 NA	Brown-Noltemeyer Co.	Kyle Noltemeyer/ Brown-Noltemeyer Co.	Frank's, Wal-Mart, Firestone	No

Shopping Complexes II

(Area's Largest Ranked By Total Square Feet Managed)

Name Address Phone for rental inquiries	Total square feet managed	Space available (sq. ft.)	Rental formula	No. of stores/ Parking spaces	Center owner	Center management/ property management firm	Principal tenants	Building
Shelbyville Road Plaza 500 Shelbyville Road Louisville, 40207; 245-8800	225,000	8,300	Flat plus percentage	25 NA	Shelbyville Road Plaza LLC	Merida Sherman/ Hagan Seay Properties	Linen's 'N' Things, Circuit City, Hawley-Cooke Booksellers, Coconuts, U.S. Post Office	Yes/ 135,000 expansion
East Plaza 315 Dixie Highway Louisville, 40216; 893-3695	192,957	4,250	Flat or percentage	22 1,185	Dixie Associates	Bruce D. Shinbach/ Dixie Associates	Kmart, Factory Card Outlet, Jefferson County Clerk's Office, Credit Union Centers of Kentucky, Steak 'N Shake	Yes/ Details not
Easttown Shopping Center 401 Taylorsville Road Louisville, 40299 456-8800	186,855	134,000	Variable	20 929	New Plan Excel Realty Trust	Ron McGehee/ New Plan Excel Realty Trust	CVS, Dr. Garner's Vision Center, Sav-A-Lot, PNC Bank	Yes/ 40,000-s renovation, de free-standing new CVS, new
Youngstown Shopping Center 11 E. 10th St. Jeffersonville, Ind. 47130; 285-0100	186,300	20,000	Variable	29 910	Youngstown Properties LLC	Jeff Agan/ Youngstown Properties LLC	Furniture Liquidators, Sav-A-Lot, Union Planters Bank, Sherwin Williams	No
East City Mall 50 Bardstown Road Louisville, 40204 4-0300	185,657	0	Flat or percentage	28 NA	Bardstown Road Investment Co.	Sandy Metts/ Metts Co. Inc.	Baxter Avenue Theaters, Winn-Dixie, Rite Aid Pharmacy, Bargain Mart, Movie Gallery	No
Westville Towne Center Highway 131 Westfield, Ind. 47129; 425-4755	173,000	NA	Flat plus percentage	11 885	Brown-Noitemeyer Co.	Kyle Noitemeyer/ Brown-Noitemeyer Co.	Kroger, Factory Card Outlet, Big Lots	No
Eastday Manor 20-4945 U.S. Highway 42 Louisville, 40222; 456-1999	166,660	5,000	Flat plus percentage	48 840	Kaden Cos.	Susan Gaines/ Kaden Management Co.	Kroger, CVS	Yes/ Details not
East Commons Road Louisville, 456-1999	163,438	0	Flat plus percentage	3 900	Kaden Cos.	Susan Gaines/ Kaden Management Co.	Home Depot, Michael's Crafts, Pet Supermarket	No
Hamdale Village West Cut Road and Third Street Louisville, 40214 456-9200	162,690	0	Flat and participatory	24 NA	Fitzgibbon Partnership	Ron Weber/ Walter Wagner Jr. Co.	Kroger, Big Lots, Dollar General, Swag Shoes	Yes/ Kroger expansion
East City Mall 401 Bluegrass Parkway Louisville, 40299; 426-4800	162,617	0	Flat plus percentage	5 771	NTS/Mall Limited Partnership	NA/ NTS Development Co.	Garden Ridge	No
Eastgate Shopping Center 311 Shelbyville Road Louisville, 40253; (859) 873-1248	152,855	3,585	Variable	34 NA	New Plan Excel Realty	Stuart W. Stebleton/ New Plan Excel Realty	Kroger, GNC Nutrition, Hollywood Video, Kincaid Home Furnishings	No
Eastview Village 311 Linn Station Road Louisville, 40223; (877) 394-0429	150,564	14,700	Variable	45 893	Heritage Property Investment Trust Inc.	Bill Schrock/ Heritage Property Investment Trust Inc.	Kroger, Kroger Fuel Station, Kinko's, TGI Friday's, U.S. Post Office	Yes/ Facade restoration
Eastlot Shopping Center 11 Lyndon Lane Louisville, 40222 394-0429	150,371	27,044	Variable	24 867	Heritage Property Investment Trust Inc.	Bill Schrock/ Heritage Property Investment Trust Inc.	Winn-Dixie, Mr. Gatti's, Subway, Fantastic Sam's, PNC Bank	No
Albany Plaza Street and Green Valley Road Albany, Ind. 47150; 426-1050	143,855	15,000	Flat plus percentage	26 1,075	New Albany Plaza LLC	NA/ The Hogan Group	Kroger, Fashion Shop, Big Lots, Ben Franklin, Blockbuster	No
Eastgrass Manor Shelbyville Road Louisville, 40207; 363-2687	140,709	31,485	Flat plus percentage	5 689	Plaza Centers Inc.	Mary Jane Scott/ Plaza Centers Inc.	Toys 'R' Us, Rhoads Furniture, Taco Bell, Inside Outlet	No
East Point Plaza Taylorsville Road Louisville, 40220; 426-1050	138,000	750	Flat plus percentage	14 NA	NA	The Hogan Group	Factory Card Outlet, T.J. Maxx, Walgreen, Superpetz, Banquet Tables	Yes/ T.J. Maxx expansion 10,400 square ft
East Brook Taylorsville Road Louisville, 40299; (877) 394-0429	136,830	0	Variable	21 1,160	Heritage Property Investment Trust Inc.	Bill Schrock/ Heritage Property Investment Trust Inc.	Kroger, Shogun Restaurant, Avis Rent A Car, Starbucks, Mr. Gatti's	Yes/ Kroger renovation
East Hill Drive East Hill, Ky. 40259 456-050	130,200	20,000	Flat plus percentage	12 520	Montfort Helm Enterprises LLC	Monty Helm/ Montfort Helm Enterprises LLC	Kroger, Starbucks, Blockbuster	Yes/ Details not
East Hills Manor Shopping Center S. Third St. Louisville, 40214; (859) 335-9663	129,000	25,000	Flat plus percentage	27 648	Iroquois LLC	NA/ B.C. Wood Cos.	CVS Pharmacy, Blockbuster, ValuMarket, Fashion Bug, Family Dollar	Yes/ General maintenance and part resurfacing
East Matthews Pavilion Shelbyville Road	129,000	0	Flat or percentage	16 500	St. Matthews	Timothy Mulloy/	Big Lots, Wellspring Christian	No

WELCOME

- About us
- Staff list
- Access Guide
- FAQs
- Jobs at the C-J
- Call for interns

READERS' SERVICE

- Letters to Editor
- Back issues
- Archive/Search
- Custom searches
- Photo reprints
- Event submission

CELEBRATIONS!

- Weddings
- Engagements
- Anniversaries
- Congratulations
- Births

ADVERTISING

- Info / rate cards
- Web advertising
- Place classified ad

SUBSCRIBER SERVICES

- Order subscriptions
- Suspend delivery
- Pay current bill
- Manage Account
- Switch to EZPay
- Auto bank pay
- Service issues
- Dealer locations
 - Metro area
 - Kentucky
 - Indiana

MARKET DEVELOPMENT

- C-J Sponsorships
- Charity Ad Rates

Welcome to The Courier-Journal and courier-journal.com

The Courier-Journal has been delivering the news to Louisville households for over a century. Now we're pleased to come to you online, giving you 24-hour access to our products, services and information.

We're here to help you, and we want to hear from you. Do you have questions or comments? Please take a moment to look over the options to the left. Whether you want to start a subscription or write a letter to the editor, this is the place to start. And if you don't see what you're looking for, we're just an e-mail away.

If you have suggestions for our Web site, please contact Online Manager Ric Manning at (502) 582-4240 or by e-mail.

✓ Location:
525 W. Broadway
P.O. Box 740031
Louisville, Ky., 40201-7431

✓ Main switchboard:
(502) 582-4011

Got a news tip?

E-mail it to:

- Metro Editor: Jean Porter
- Regional Editor: Kristin Wilkison
- Neighborhoods Editor: Veda Morgan
- Indiana Editor: Mark Provano
- Business Editor: Dan Blake
- Features Editor: Greg Johnson
- Sports Editor: Harry Bryan
- Or fax it to the newsroom: (502) 582-42

Please visit our [staff list](#) for a list of editors' and reporters' phone numbers and e-m

For comments about news stories, please contact Public Editor Pam Platt: (502) :

Have a question about the newspaper? Please check our [Frequently Asked Ques](#) first.

^^ Back to top



The Courier-Journal build corner of 6th and Broadw Louisville. Photo by Archie S

If you're not receiving h of The Courier-Journal, team would like to know



We really want to know subscribe, regardless o

Contact Us » Advertising

How to Advertise

See our special section on Web advertising

View or download our current rate cards in Adobe Acrobat format:

Automotive Advertising (Major Contracts)	Movie Theater Advertising
Special Automotive Advertising 1	National Rates
Special Automotive Advertising 2	Preprinted Insert Rates
Automotive Advertising Rates	Recruitment Rates
Additional information	Recruitment Rates 2
Color Rates	Recruitment Rates 3
Flight Plan	Recruitment Rates 4
Flier Program	SNAP Rates
Front Page Strip Ad Rates	Special Classification Rates
Indiana Advertising	Sunday Comics
Local Display Rates	Total Market Coverage
Movie Rates	Toma Rates
Market Data Sheets	Zoned Sections

Information on how to submit your ads electronically. Click here for a brochure in Acrobat format.

Courier-Journal Advertising Opportunities

Not only does The Courier-Journal take pride in its reputation as one of this country's top newspapers for local, national and international news, but we also deliver the readers! Every day, 511,600 Kentucky and Southern Indiana adults turn to The Courier-Journal for news and advertising information. And on Sunday, our readership soars to 678,700 Kentuckiana adults.

Whether you have a 3-line Classified ad or a large-space display ad, The Courier-Journal is committed to making your investment work for you. We offer several levels of geography in which your ad can be distributed -- from a single ZIP code for micro-targeting, to full circulation for mass coverage of the entire state of Kentucky and Southern Indiana!

If you'd like more information about placing an ad in The Courier-Journal, let us know by e-mail or by phone.

- **Classified advertising:** call (502) 582-2622.
- **Retail advertising:** call (502) 582-7100.

General information: 1-800-765-4011. We look forward to hearing from you.

Colleges and Universities

(Area's Largest Ranked By Enrollment Fall-Winter 2001-2002)¹

name address phone	Fall-winter semester enrollment 2001/ 2000 ¹	Faculty: full- time/ part- time	Type of institution: type of degree	Degrees offered	Major courses of study	Full academic year tuition: in-state/ out-of-state ²	Average room and board	Percent of students with financial aid	Annual operat- ing budget	Endow- ment funds
University of Louisville 111 S. Brook St. Louisville, 40292 502-555-5555	20,394 20,768	720 511	Public: comprehen- sive metropolitan research-extensive university	Associate's, bachelor's, master's, doctoral, professional	More than 70 fields of under- graduate studies, 55 master's programs, more than 20 doc- toral degrees	\$3,794 \$10,472	\$3,608	NA	\$514.4 million	\$503 million
Jefferson Community College 19 E. Broadway Louisville, 40202 502-533-3333	9,190 9,539	203 275	Public: 2-year accredited community college	Associate's in arts, science, applied science	Transfer degrees to 4-year col- leges: nursing and allied health, computer information systems, technical degrees	\$725 \$2,175	NA	25	\$35.6 million	\$1.1 million
Indiana University Southeast 281 Grant Line Road New Albany, Ind. 47150; 941-2415	6,557 6,427	176 258	Public: 4-year undergraduate, graduate	Bachelor's, master's, associate's	Education, business, nursing, arts and letters, natural and social sciences	\$107.35* \$284 ⁴	NA	43	\$35.3 million	\$3.5 million
William University 101 Bardstown Road Louisville, 40205 502-650-6504	4,304 4,012	71 109	Private, FP: 4-year undergraduate and graduate	Associate's, bachelor's, master's	Management, accounting, marketing, office administra- tion, culinary arts, baking and pastry arts, catering, legal	\$10,740 \$10,740	\$1,125 per quarter ⁴	80	NA	NA
Jefferson Technical College 27 W. Chestnut St. Louisville, 40203 502-410-4100	3,247 1,538	104 143	Public: 1- and 2- year accredited technical college	Associate's, diploma, certificate	Medical, apprenticeship, technical, automotive, cus- tomized training	\$725 \$2,175	NA	10	\$6.9 million	NA
Wayne Tech State College 204 Highway 311 Mellersburg, Ind. 47172 502-466-3301	2,970 2,562	37 85	Public: 2-year accredited technical college	Associate of sci- ence and applied science, technical certificate	Accounting, office and business administration, computer infor- mation systems, human serv- ices, early childhood education, visual communications	\$2,039 \$3,788	NA	72	\$7.5 million	\$1.2 million
Christian Baptist Theological Seminary 1000 S. Third Street Louisville, 40203; 502-897-4011	2,642 2,642	61 123	Private, NP: 4-year undergraduate, grad- uate, professional	Associate of arts, bachelor's, mas- ter's, doctoral	Theology, Christian education and leadership; music and worship; missions	\$0 ³	\$3,200	70	\$19.2 million	\$88.8 million
Jefferson University 2001 Newburg Road Louisville, 40205 502-652-8131	2,248 2,854	109 126	Private, NP: 4-year comprehensive uni- versity, undergradu- ate and graduate	Bachelor's, master's, certificate	E-world education, arts and sciences, education, busi- ness, nursing, health sci- ences, physical therapy	\$14,990 \$14,990	\$4,880	90	\$25.8 million	\$16.6 million
Spalding University 351 S. Fourth St. Louisville, 40203 502-585-9911	1,671 1,607	85 80	Private, NP: 4-year comprehensive coeducational uni- versity	Associate's, bachel- or's, master's, doctoral, master of fine arts	Arts and sciences, business, communications, nursing, health sciences, social work, psychology	\$12,000 NA	\$1,550 per semester	90	\$15.5 million	\$4.8 million
Spencerian College 4627 Dixie Highway Louisville, 40216; 447-1000	917 778	40 49	Private, FP: 2-year associate's degree	Associate's	Nursing, business, medical	\$9,990 \$9,990	\$1,125 per quarter ⁴	81	NA	NA
McKendree College 11850 Commonwealth Drive Louisville, 40299; 266-6696	666 658	2 70	Private, NP: 4-year undergraduate	Bachelor's, associate's	Business, nursing, computer information systems, commu- nications	\$5,160 \$5,160	NA	85	\$28 million	\$19 million
Louisville Technical Institute 3901 Atkinson Square Drive Louisville, 40218 456-6509	641 624	30 35	Private, FP: 2-year accredited technical institute	Associate of applied science, associate of occupational sci- ence	Computer networking, com- puter graphics, interior design, computer-aided drafting, robotics, computer engineer- ing, marine mechanics	\$10,920* \$10,920 ⁴	\$1,125 per quarter ⁴	81	NA	NA
Webster University Jeffersonville Metropolitan Campus 319 E. Court Ave. Jeffersonville, Ind. 47130 812-284-1000	472 441	0 41	Private, NP: graduate, professional	Master's	Management, marketing, human resources develop- ment, media communi- cations, business, health services	\$12,420 NA	NA	85	\$115 million	\$34 million
Northwood University 420 S. Hurstbourne Parkway, Suite 223 Louisville, 40222 502-326-9919	398 390	NA	Private, NP: 4-year undergraduate	Associate of arts, bachelor's of business administration	Management, health care management, accounting, information systems manage- ment	\$160 per credit hour \$160 per credit hour	NA	NA	NA	NA
NETS Institute of Technology 300 High Rise Drive Louisville, 40213; 968-7191	394 394	10 6	Private, FP: 2-year accredited technical school	Associate's	Electronics, computers	\$7,680 \$7,680	NA	NA	NA	NA
Technical Institute 1600 S. Hurstbourne Circle Louisville, 40223 502-327-7424	359 351	18 0	Private, FP: 2-year accredited technical college	Associate's	Computer and electronic engi- neering technology, computer drafting and design, informa- tion technology	\$11,880 \$11,880	NA	66.1	NA	NA
Louisville Presbyterian Theological Seminary 1044 Alta Vista Road Louisville, 40205; 895-3411	225 250	22 24	Private, NP: graduate	Master's, doctoral	Theology, religion, pastoral counseling, marriage/family therapy, Christian education	\$8,250 \$8,250	\$960 ⁴	80	\$9 million	\$72 million
Indiana Wesleyan University, Louisville	181 ¹ NA	NA	Private, NP: 4-year liberal arts, under-	Associate's, bachelor's,	Business, management, busi- ness administration, business	NA ⁴	NA	68	NA	NA

From: "Bob Ford" <bob@informationoutfitters.com>
To: <Sandyt@parkfcu.org>
Date: 9/30/2003 8:35 AM
Subject: FW: Fwd: I know...

My source.

-----Original Message-----

From: Jonathan Israel [mailto:jonathan.israel@louisville.edu]
Sent: Monday, September 29, 2003 3:58 PM
To: Bob@informationoutfitters.com
Subject: Re: Fwd: I know...

They're working on it.

Jonathan Israel
Assoc. Director for External Programs
Alumni Association
University of Louisville
Louisville, KY 40292
(502) 852-6186
(800) 813-8635
jonathan.israel@louisville.edu

>>> Brandon L Hamilton 09/29/03 03:53PM >>>

Nancy--please see info request below. Alum seeking to know total UofL enrollment from Floyd and Clark counties (Southern IN). Can registrar's office provide this info.?

✓ Jonathan--for Fall 2003 we had 86 students enroll from Floyd and Clark counties...

>>> Jonathan Israel 9/29/2003 3:40:40 PM >>>
Would you know this answer?

Jonathan Israel
Assoc. Director for External Programs
Alumni Association
University of Louisville
Louisville, KY 40292
(502) 852-6186
(800) 813-8635
jonathan.israel@louisville.edu

>>> "Bob Ford" <bob@informationoutfitters.com> 09/29/03 03:07PM >>>
this has nothing to do with you department, but, can you tell me who might be able to tell me how many students at UofL are from Clark and Floyd counties in IN. Any direction is appreciated.

Thanks,
Bob

Students

Enrollment by Kentucky Counties Fall 2002

Adair	13	Grant	42	McLean	15
Allen	6	Graves	23	Meade	139
Anderson	14	Grayson	32	Menifee	-
Ballard	4	Green	22	Mercer	17
Barren	52	Greenup	37	Metcalfe	10
Bath	2	Hancock	16	Monroe	14
Bell	17	Hardin	708	Montgomery	10
Boone	117	Harlan	14	Morgan	1
Bourbon	3	Harrison	10	Muhlenberg	30
Boyd	54	Hart	6	Nelson	267
Boyle	19	✓ Henderson	101	✓ Nicholas	2
Bracken	2	✓ Henry	54	Ohio	19
Breathitt	19	Hickman	3	✓ Oldham	679
✓ Breckinridge	41	Hopkins	55	Owen	11
✓ Bullitt	473	Jackson	3	Owsley	-
Butler	4	✓ Jefferson	11,625	Pendleton	8
Caldwell	27	Jessamine	20	Perry	13
Calloway	21	Johnson	20	Pike	48
Campbell	127	Kenton	262	Powell	1
Carlisle	13	Knott	12	Pulaski	50
Carroll	30	Knox	14	Robertson	1
Carter	7	Larue	44	Rockcastle	5
Casey	14	Laurel	37	Rowan	17
Christian	76	Lawrence	11	Russell	16
Clark	18	Lee	3	✓ Scott	30
Clay	6	Leslie	2	✓ Shelby	208
Clinton	4	Letcher	10	✓ Simpson	9
Crittenden	9	Lewis	4	✓ Spencer	63
Cumberland	4	Lincoln	4	Taylor	44
Daviess	209	Livingston	6	Todd	8
Edmonson	5	Logan	28	✓ Trigg	19
Elliott	2	Lyon	4	✓ Trimble	29
Estill	2	Madison	58	Union	29
Fayette	311	Magoffin	5	Warren	161
Fleming	7	Marion	59	Washington	18
Floyd	31	Marshall	14	Wayne	4
Franklin	93	Martin	1	Webster	7
Fulton	1	Mason	18	Whitley	28
Gallatin	4	McCracken	142	Wolfe	2
Garrard	4	McCreary	4	Woodford	17
				Total	17,447

Source: Office of the Registrar

Students

Enrollment by School and State of Origin Fall 2002

College or School	Kentucky Resident		Non-Kentucky Resident		Total
	N	%	*N	%	
Allied Health Sciences	35	92.1%	3	7.9%	38
Arts and Sciences	7,413	86.4%	1,168	13.6%	8,581
Brandeis School of Law	326	83.4%	65	16.6%	391
Business and Public Administration	2,926	82.7%	611	17.3%	3,537
Continuing Studies	454	91.3%	43	8.7%	497
Dentistry	237	55.4%	191	44.6%	428
Education and Human Development	2,068	85.5%	351	14.5%	2,419
Graduate Interdisciplinary Programs	3	8.3%	33	91.7%	36
Kent School of Social Work	404	86.3%	64	13.7%	468
Medicine	1,027	71.6%	407	28.4%	1,434
Music	217	66.4%	110	33.6%	327
Nursing	739	88.3%	98	11.7%	837
Public Health and Information Sciences	43	68.3%	20	31.7%	63
Speed Scientific School	1,555	76.5%	478	23.5%	2,033
Total	17,447	82.7%	3,642	17.3%	21,089

Note: Residence is based on state of origin and does not reflect residence for tuition billing purposes.

Source: Office of the Registrar

Niki Elder - RE: Fall 2002 Enrollment Statistics

From: <ShawnaL.Anderson@kctcs.edu>
To: <NikiE@parkfcu.org>
Date: 9/23/2003 8:47 AM
Subject: RE: Fall 2002 Enrollment Statistics

A reciprocal agreement exists between KY and IN Louisville MSA academic institutions. Although IN has recently suggested they will no longer accept KY students, the KY-side of the consortium will continue to accept IN students.

Shawna L. Anderson

Institutional Research Coordinator

Jefferson Community College

109 East Broadway, BB201

Louisville, KY 40202

Phone: 502.213.2512

Fax: 502.213.2240

-----Original Message-----

From: Niki Elder [mailto:NikiE@parkfcu.org]
Sent: Monday, September 22, 2003 4:58 PM
To: ShawnaL.Anderson@kctcs.edu
Subject: RE: Fall 2002 Enrollment Statistics

Hi Shawna,

I have another question for you. I need to know if there is some sort of discount offered to residents of Clark and Floyd Counties in Indiana since they are considered part of the Louisville Metropolitan Statistical Area, or do they pay non-resident tuition?

Thanks
Niki Elder
Park Federal Credit Union
Business Development
502-815-1142

>>> <ShawnaL.Anderson@kctcs.edu> 09/10/03 03:30PM >>>
The information offered is the only information available.

Shawna L. Anderson

124

Institutional Research Coordinator

Jefferson Community College

109 East Broadway, BB201

Louisville, KY 40202

Phone: 502.213.2512

Fax: 502.213.2240

-----Original Message-----

From: Niki Elder [mailto:NikiE@parkfcu.org]

Sent: Wednesday, September 10, 2003 3:25 PM

To: ShawnaL.Anderson@kctcs.edu

Subject: Re: Fall 2002 Enrollment Statistics

Hi Shawan,

I was wondering if I could get the same statics for Clark and Floyd County Indiana.

Thanks
Niki Elder

>>> <ShawnaL.Anderson@kctcs.edu> 09/09/03 09:30AM >>>
Nikie -

✓ Please find the requested data attached in an Adobe Acrobat file. I've also embedded the source site for your citation.

Feel free to contact me at your leisure should you require additional data.

✓ http://unity.kctcs.edu/dscgi/ds.py/Get/File-118363/KCTCS_Fall2002EnrReport.pdf

Shawna L. Anderson

Institutional Research Coordinator

Jefferson Community College

109 East Broadway, BB201

Louisville, KY 40202

Phone: 502.213.2512

Fax: 502.213.2240

County of Origin of In-State Students	Count	Percent
ADAIR	94	0.15%
ALLEN	118	0.18%
ANDERSON	212	0.33%
BALLARD	283	0.44%
BARREN	274	0.42%
BATH	80	0.12%
BELL	1,145	1.77%
BOONE	434	0.67%
BOURBON	163	0.25%
BOYD	1,509	2.34%
BOYLE	197	0.31%
BRACKEN	183	0.28%
BREATHITT	717	1.11%
✓ BRECKINRIDGE	256	0.40%
✓ BULLITT	784	1.21%
BUTLER	250	0.39%
CALDWELL	322	0.50%
CALLOWAY	237	0.37%
CAMPBELL	603	0.93%
CARLISLE	157	0.24%
CARROLL	149	0.23%
CARTER	490	0.76%
CASEY	204	0.32%
CHRISTIAN	1,957	3.03%
CLARK	144	0.22%
CLAY	253	0.39%
CLINTON	159	0.25%
CRITTENDEN	250	0.39%
CUMBERLAND	19	0.03%
DATA NOT AVAILABLE	179	0.28%
DAVISS	3,138	4.86%
EDMONSON	88	0.14%
ELLIOTT	88	0.14%
ESTILL	58	0.09%
FAYETTE	893	1.38%
FLEMING	308	0.48%
FLOYD	1,206	1.87%
FRANKLIN	192	0.30%
FULTON	111	0.17%
GALLATIN	37	0.06%
GARRARD	102	0.16%
GRANT	127	0.20%
GRAVES	944	1.46%
GRAYSON	416	0.64%
GREEN	92	0.14%
GREENUP	686	1.06%
HANCOCK	255	0.40%
HARDIN	2,811	4.36%
HARLAN	1,239	1.92%
HARRISON	419	0.65%
HART	142	0.22%
✓ HENDERSON	1,144	1.77%
HENRY	136	0.21%

County of Origin of In-State Students	(County Of Origin Continued)	
	Count	Percent
HICKMAN	68	0.11%
HOPKINS	1,539	2.38%
JACKSON	146	0.23%
JEFFERSON	9,294	14.40%
JESSAMINE	95	0.15%
JOHNSON	793	1.23%
KENTON	1,033	1.60%
KNOTT	810	1.26%
KNOX	450	0.70%
LARUE	326	0.51%
LAUREL	900	1.39%
LAWRENCE	376	0.58%
LEE	319	0.49%
LESLIE	389	0.60%
LETCHER	740	1.15%
LEWIS	268	0.42%
LINCOLN	170	0.26%
LIVINGSTON	263	0.41%
LOGAN	330	0.51%
LYON	144	0.22%
MADISON	402	0.62%
MAGOFFIN	331	0.51%
MARION	131	0.20%
MARSHALL	937	1.45%
MARTIN	370	0.57%
MASON	427	0.66%
MCCRACKEN	2,240	3.47%
MCCREARY	518	0.80%
MCLEAN	277	0.43%
MEADE	422	0.65%
MENIFEE	64	0.10%
MERCER	214	0.33%
METCALFE	107	0.17%
MONROE	112	0.17%
MONTGOMERY	127	0.20%
MORGAN	225	0.35%
MUHLENBERG	899	1.39%
NELSON	639	0.99%
NICHOLAS	96	0.15%
OHIO	870	1.35%
OLDHAM	734	1.14%
OWEN	101	0.16%
OWSLEY	139	0.22%
PENDLETON	142	0.22%
PERRY	1,180	1.83%
PIKE	1,195	1.85%
POWELL	65	0.10%
PULASKI	1,566	2.43%
ROBERTSON	39	0.06%
ROCKCASTLE	161	0.25%
ROWAN	285	0.44%
RUSSELL	233	0.36%
SCOTT	164	0.25%

County of Origin of In-State Students	(County Of Origin Continued)	
	Count	Percent
✓ SHELBY	749	1.16%
✓ SIMPSON	96	0.15%
✓ SPENCER	102	0.16%
TAYLOR	153	0.24%
TODD	159	0.25%
✓ TRIGG	204	0.32%
TRIMBLE	83	0.13%
UNION	401	0.62%
WARREN	793	1.23%
WASHINGTON	63	0.10%
WAYNE	394	0.61%
WEBSTER	511	0.79%
WHITLEY	288	0.45%
WOLFE	158	0.24%
WOODFORD	61	0.09%

**First-Time Transfer Students
College/State Transferred From**

	Count	Percent
ALABAMA	6	0.40%
ALICE LLOYD COLLEGE	4	0.26%
ARIZONA	5	0.33%
ASBURY COLLEGE	1	0.07%
BELLARMINE COLLEGE	4	0.26%
BEREA COLLEGE	3	0.20%
BRESCIA COLLEGE	7	0.46%
CALIFORNIA	12	0.79%
CAMPBELLSVILLE COLLEGE	14	0.93%
CENTRE COLLEGE	2	0.13%
COLORADO	2	0.13%
CUMBERLAND COLLEGE	6	0.40%
CUMBERLAND VALLEY CAMPUS (BRANCH)	1	0.07%
DATA NOT AVAILABLE	574	37.96%
EASTERN KENTUCKY UNIVERSITY	64	4.23%
FLORIDA	15	0.99%
GEORGETOWN COLLEGE	1	0.07%
GEORGIA	8	0.53%
HAWAII	1	0.07%
HENDERSON COMMUNITY COLLEGE	1	0.07%
IDAHO	2	0.13%
ILLINOIS	31	2.05%
INDIANA	58	3.84%
IOWA	2	0.13%
KANSAS	2	0.13%
KENTUCKY	12	0.79%
KENTUCKY MOUNTAIN BIBLE COLLEGE	1	0.07%
KENTUCKY STATE UNIVERSITY	7	0.46%
KENTUCKY WESLEYAN COLLEGE	11	0.73%
LEES JUNIOR COLLEGE	3	0.20%
LEXINGTON COMMUNITY COLLEGE	33	2.18%
LINDSEY WILSON	10	0.66%
LOUISIANA	2	0.13%
MARYLAND	2	0.13%
MICHIGAN	7	0.46%
MID-CONTINENT BAPTIST BIBLE COLLEGE	5	0.33%
MIDWAY COLLEGE	2	0.13%
MINNESOTA	2	0.13%
MISSISSIPPI	4	0.26%
MISSOURI	7	0.46%
MOREHEAD STATE UNIVERSITY	32	2.12%
MURRAY STATE UNIVERSITY	41	2.71%
NEW JERSEY	5	0.33%
NEW MEXICO	1	0.07%
NEW YORK	6	0.40%
NORTH CAROLINA	3	0.20%
NORTHERN KENTUCKY UNIVERSITY	43	2.84%
OHIO	61	4.03%
OKLAHOMA	1	0.07%
PENNSYLVANIA	1	0.07%
PIKEVILLE COLLEGE	5	0.33%
SOUTH CAROLINA	3	0.20%
SOUTH DAKOTA	1	0.07%

Niki Elder - RE: Enrollment Stats

From: "Fawcett, Pat" <PFawcett@spalding.edu>
To: 'Niki Elder' <NikiE@parkfcu.org>
Date: 9/9/2003 1:02 PM
Subject: RE: Enrollment Stats *at Spalding University*

Jefferson - 970
Bullit - 37
Spencer - 6
Shelby - 8
Oldham - 46
Henry - 5
Trimble - 4
Clark, IN - 28
Floyd, IN - 16

Let me know if you need anything else.
Thanks,
Pat

-----Original Message-----

From: Niki Elder [mailto:NikiE@parkfcu.org]
Sent: Thursday, September 04, 2003 2:58 PM
To: PFawcett@spalding.edu
Subject: RE: Enrollment Stats

One total for both if you can.

>>> "Fawcett, Pat" <PFawcett@spalding.edu> 09/04/03 01:12PM >>>

Do you just need undergraduates or would you like for me to include in the total graduate students as well.
Pat

-----Original Message-----

From: Niki Elder [mailto:NikiE@parkfcu.org]
Sent: Thursday, September 04, 2003 12:20 PM
To: pfawcett@spalding.edu
Subject: Enrollment Stats

Thanks for calling me back. I need to know how many students are attending Spalding from nine different counties. For instance, I need to the the number of students residing in Bullitt County that attend Spalding. The nine counties I need this information for are:
Jefferson, Bullitt, Spencer, Shelby, Oldham, Henry and Trimble in KY and also Clark and Floyd in IN.
If you can help me with this any way I would greatly appericate it.

Thank you,
Niki Elder
Park Federal Credit Union
Business Development Rep.
502.815.1142

Acute-Care Hospitals

(Area's Largest Ranked By Number of Licensed Beds)

Last year's rank	Name/profit or nonprofit Address Phone	Licensed beds	Active staff physicians	RNs, LPNs (FTE)	Total staff/year ago	Administrator	Semi-private room rate	Total operating expenses / fiscal year	Uncompensated care	Occupancy rate Sept. 1/ Average past 12 months	Average length of stay	Special dep:
1	Norton Hospital, NP 200 E. Chestnut St. Louisville, 40202 629-8000	719*	406	2,117*	8,898* 8,440*	David G. Laird	\$575 (all private)	\$228 million 12-31-01	\$5.2 million	42.8% 35.4%	4.9 days	Norton Healthcare Inc./I Institute; Center for Adv surgery, interoperative M Pavilion
2	Norton Audubon Hospital, NP One Audubon Plaza Drive Louisville, 40217; 636-7111	480	267	2,117*	8,898* 8,440*	Thomas D. Kmetz	\$515	\$124.3 million 12-31-01	\$2.2 million	39.8% 39.9%	5.7 days	Norton Healthcare Inc./I radiation therapy; genera
3	Jewish Hospital, NP 217 E. Chestnut St. Louisville, 40202 587-4011	442	471	1,264	3,546 3,289	Douglas E. Shaw	\$515	\$314 million 12-31-01	\$9 million	94% 86%	6.1 days	Jewish Hospital HealthC hand and microsurgery; cine; primary care; hom pational health; sports n Pavilion; orthopedics
4	Baptist Hospital East, NP 4000 Kresge Way Louisville, 40207; 897-8100	407	492	924	3,083 3,131	Susan Stout Tamme	\$465	\$237.2 million 8-31-02	\$10.4 million	94% 84%	5.1 days	Baptist Healthcare Syst maternity rooms; Cance surgery; emergency ser
5	University of Louisville Hospital, NP 530 S. Jackson St. Louisville, 40202; 562-3000	404	587	490	2,213 2,120	Jim Taylor	\$653	\$211.4 million 12-31-01	\$41.95 million	89.3% 89%	6.7 days	University of Louisville/ Women and Families; D teaching location for Un Medicine
6	Norton Suburban Hospital, NP 4001 Dutchmans Lane Louisville, 40207; 629-1000	380	450	2,117*	8,898* 8,440*	John D. Hannyman	\$515	\$128.2 million 12-31-01	\$2.7 million	64.5% 53.4%	4.7 days	Norton Healthcare Inc./I diagnostic services; orth
	Kindred Hospital Louisville, P 1313 St. Anthony Place Louisville, 40204 587-7001	374*	25	114	453 537	Jim Wesp	NA	\$43 million 8-31-02	\$1.3 million	30% 32%	60 days	Kindred Healthcare// W laboratory; imaging
8	Caritas Medical Center, NP 1850 Bluegrass Ave. Louisville, 40215; 361-6000	331	224	558*	2,380* 2,133*	Ian E. McFadden	\$472.50	\$113 million 6-30-02	\$3.1 million	72% 74.3%	5.1 days	Catholic Health Initiative cer Center; emergency I ter; skilled-nursing unit;
9	Kosair Children's Hospital, NP 231 E. Chestnut St. Louisville, 40202; 629-6000	253	379	2,117*	8,898* 8,440*	Douglas J. Eighmey	\$810	\$125.8 million 12-31-01	\$4.8 million	55.3% 59.2%	6.3 days	Norton Healthcare Inc./I unit; surgery
10	Clark Memorial Hospital, NP 1220 Missouri Ave. Jeffersonville, Ind. 47130 282-6631	248	199	295	1,525 1,482	Timothy L. Jarm	\$331.50	\$62.1 million 12-31-02	\$3.3 million	61.89% 66.7%	4 days	Jewish Hospital Health EmployCare Occupatio Center for Orthopedics Sleep Lab
11	Floyd Memorial Hospital & Health Services, NP 1850 State St. New Albany, Ind. 47150; 944-7701	215	153	238	1,283 1,095	Bryant R. Hanson	\$520	\$97 million 12-31-02	\$1 million	54% 53%	3.8 days	NA// Joslin Diabetes C ment services; women Center
12	Louisville VA Medical Center, NP 800 Zorn Ave. Louisville, 40206 895-3401	168	89	290	1,116 1,112	Timothy P. Shea	NA	\$131 million 9-30-02	NA	67% 84.5%	5.3 days	University of Louisville catheterization; hospic
13	Norton Southwest Hospital, NP 9820 Third Street Road Louisville, 40272 933-8100	150	108	2,117*	8,898* 8,440*	Teresa Parker	\$515	\$35.7 million 12-31-01	\$539,000	39.3% 40.7%	5.1 days	Norton Healthcare Inc. services; outpatient su
14	Baptist Hospital Northeast, NP 1025 New Moody Lane La Grange, Ky. 40031 222-5388	120	68	52	401 420	Dennis Johnson	\$415	\$28.2 million 8-31-02	\$142,493	34.9% 42.7%	4.5 days (acute only)	Baptist Healthcare Sy: emergency services; unit; rehabilitation cer
15	Scott Memorial Hospital, NP 1451 N. Gardner St. Scottsburg, Ind. 47170; 752-3456	107	23	42	162 169	Clifford D. Nay	\$333	\$15.1 million 12-31-01	\$1.7 million	15% 14.5%	3.6 days	Jewish Hospital Health pational health; ortho
	Jewish Hospital Shelbyville, NP 727 Hospital Drive Shelbyville, Ky. 40065 647-4000	76	84	112	402 402	John A. Marshall	\$580	\$34.5 million 12-31-02	\$1.2 million	43% 47%	4.8 days	Jewish Hospital Health tent/outpatient surg ing; MRI; CT; ultrasou Center including card obstetrics program
18	Harrison County Hospital, NP 245 Atwood St. Corydon, Ind. 47112; 738-4251	68	26	52	413 404	Steven L. Taylor	\$573	\$22.6 million 9-30-02	\$2.2 million	44% 37%	3.8 days	Norton Healthcare// C radiation service; D on-site at-home c

not within 9 counties

The Louisville Medical Center is the largest concentration of health care providers in Kentucky. Its member institutions are building a reputation for leading-edge medical research and breakthrough medical treatments.



Seven acute care hospitals are at the core of the Louisville Medical Center. Each is managed by a not-for-profit organization with a long history of providing compassionate care. They include: Frazier Rehab Center, Jewish Hospital, Kosair Children's Hospital, Norton Hospital, Norton Medical Pavilion, Rudd Heart and Lung Center and the University of Louisville Hospital.

In addition to being a regional center for care, the Louisville Medical Center is developing a bio-medical research park to house small-to-medium sized health related businesses.

2,055

The Economic and Fiscal Impact
of the
Louisville Medical Center

a report for
Jewish Hospital

by
Paul A. Coomes, Ph.D.
Associate Professor of Economics, and
National City Research Fellow
University of Louisville
and
Barry Kornstein
Research Associate
University of Louisville

October 29, 1996

Executive Summary

The Louisville Medical Center in downtown Louisville is made up of six hospitals, the University of Louisville's Health Sciences Center and its medical school, several nursing homes, a number of clinics, and a variety of health-related offices. The hospitals are Kosair Children's Hospital, Norton Hospital, Alliant Medical Pavilion, Frazier Rehabilitation Center, Jewish Hospital, and the University of Louisville Hospital.

Frazier Rehabilitation Center and Jewish Hospital are owned and operated by Jewish Hospital HealthCare Services. The Medical Pavilion, Norton Hospital, and Kosair Children's Hospital are owned and operated by Alliant Health Systems. The University of Louisville Hospital is owned by the Commonwealth of Kentucky, and is operated by a partnership between Alliant Health Systems and Jewish Hospital HealthCare Services. All the downtown hospitals are organized as not-for-profit corporations.

The complex, located over 24 blocks just east of city center, provides comprehensive medical services, ranging from a birthing center to Magnetic Resonance Imaging, indigent care, traumatic care, organ transplants, teaching, and research. The medical center is the largest concentration of health care providers in the metropolitan area, the State of Kentucky, and the region.

Each year the hospitals in the complex serve over 60,000 inpatients, graduates over 100 medical students, and performs millions of dollars in contract research. Sales of medical services were \$1 billion in 1994, up 8 percent over 1992. The complex directly employs around 12,000 persons for a combined payroll of \$453 million, up 8.6 percent over 1992. Employment at the complex accounts for one in six jobs in downtown Louisville. The medical center generated about \$37 million in tax revenues for Kentucky state government in 1994, and an additional \$9 million for local governments in Jefferson County.

Because of the quality and variety of sophisticated medical services produced by the six hospitals, the downtown medical center attracts a relatively large volume of patients from outside the Louisville metropolitan area. While the center serves 39 percent of all hospital inpatients from the Louisville metro, it serves over 50 percent of nonresident inpatients. Moreover, the average expenditure is higher for nonresident patients than for resident patients. For these reasons, the downtown medical center is an important source of "export" earnings for the Louisville economy.

We estimate that the export-based hospital and research activity amounts to around \$300 million per year. Because the hospitals purchase much of their supplies and services locally, and because the resultant payroll is spent and respent several times in the Louisville economy, the total net new dollar impact of export sales is around \$540 million per year. These export sales support over 6,600 local jobs, and also generate around \$10.0 million in net new tax revenues for Kentucky state government, around \$3.7 million for local government, and over \$5.0 million per year for Indiana state government.

As a comparison, consider the new area payroll generated by export sales from the Louisville Medical Center relative to some other prominent economic engines. Using estimates from other studies we have performed, we know that the Louisville Medical Center generates about ten times the new payroll as does the Kentucky Derby, over three times as much as the new Vencor Headquarters, nearly twice as much as the activities at the Kentucky Fair and Exposition Center, and about one-fourth as much as that from United Parcel Service operations.

By nearly any measure, the health services industry in Louisville is large and expanding. The industry accounts for 11.5 percent of all Louisville area payrolls, compared to 9 percent nationally. Revenues,

Research involving Troponin I

Ilkram, M.D., F.A.C.C.

Cardiology, Interventional, Nuclear Cardiology, Transesophageal Echocardiography

Michael J. Springer, M.D. F.A.C.C.

Electrophysiology, pacemakers, implantable defibrillators, catheter ablation, arrhythmias

Matthew Bessen, M.D., F.A.C.C.

● Staff Expertise

The Foundation employs two full time and three part time Clinical Research Coordinators, who offer a broad range of experience in Critical Care, Emergency Nursing, Med-Surg, Cath Lab, Outpatient Care, Administration and Research. Our Coordinators are members of several professional organizations including ACRP, AHA and AACN. The Foundation is committed to ongoing professional education for our staff.

Coordinators:

Lynda Nicole Lacefield, LPN

Jennifer R. Senior, RN, BSN

Fran Stubblefield, RN, BSN

Lynn Wissman-MaMonagle, RN

Patient Demographics

Louisville, Kentucky is a Metropolitan area with a population of about one million. Our patients are referred from inner city, suburban and rural areas in Kentucky and Southern Indiana.

● Other Information

Please visit the [Medical Center Cardiologists P.S.C.](#) home page for more information.

● Contact Information

For more information, please contact:

Jackie Bass

Site Manager

Medical Center Cardiologists Research Foundation

100 East Liberty St., Suite 101

Louisville, KY 40202 USA


Phone: 502-779-4900

Fax: 502-583-6379

E-mail: jackieb@kycardiology.com

Louisville's Health-Related Economy: Size, Character, and Growth

A report for the
Greater Louisville Health Enterprises Network
www.healthenterprisesnetwork.com



by
Paul A. Coomes, Ph.D.
Professor of Economics, and
National City Research Fellow

and
Raj Narang



May 2001

CONTENTS

EXECUTIVE SUMMARY.....	1
I. THE HEALTH-RELATED INDUSTRY IN GREATER LOUISVILLE	3
1. Summary	3
2. Health Care Delivery.....	4
3. Manufacturing.....	10
4. Health Insurance Carriers	10
5. University Research and Development	11
6. Private Research and Development.....	15
7. Health-Related Patents Registered	17
8. Measures of Health Care Quality	18
II. THE MONITORING SYSTEM: DATA SOURCES, ISSUES	19
1. Definition of Health-Related Industry	19
2. Geographic Scope of Analysis	20
3. Data Elements of the Monitoring System	20
4. Other References	21
APPENDICES	
A. DEFINITION, POPULATION SIZE of COMPARISON METROPOLITAN AREAS	22
B. NATIONAL QUALITY RANKINGS OF HOSPITALS	23

Executive Summary

The Greater Louisville Health Enterprises Network has invested in this economic monitoring system for Louisville's health-related economy. The system comprises a set of reliable data streams on the various dimensions of the health care economy. In this report we document those data streams and use the data to measure the current size of Louisville's health-related industry, characterize the industrial components, make comparisons to peer markets, and to observe trends, strengths and weaknesses.

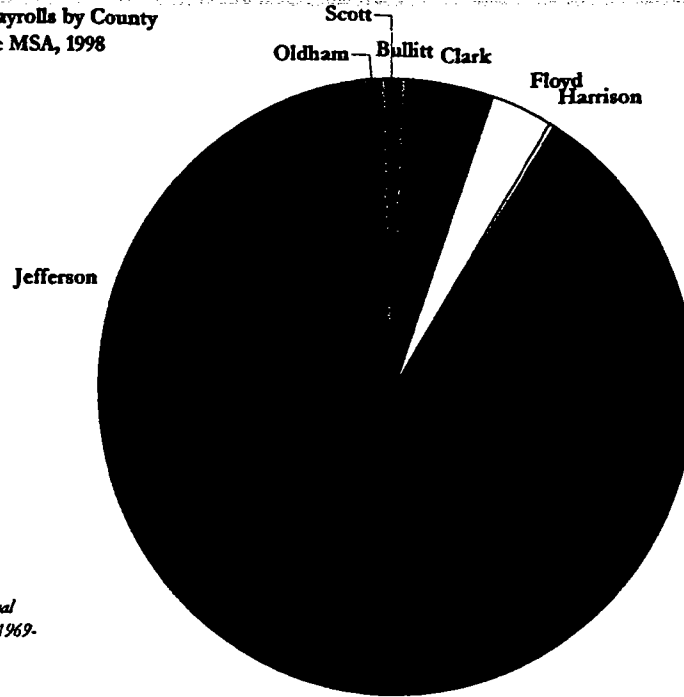
We have assembled a large collection of objective industry-standard data that can be tracked on an annual basis, and which can provide policy-rich feedback on the status of the local industry. The scope is broad enough to reflect the many commercially important aspects of health, including basic delivery of health care to local residents, but also the many other supporting enterprises, such as insurance, education, management, information technology, manufacturing, research, and pharmaceuticals.

This report summarizes our findings. Among the most important are:

1. We have identified over two thousand area enterprises that can properly be classified as health-related. These include physician and dentist offices, hospitals, labs, nursing homes, manufacturers of medical supplies, health insurance carriers, research and management firms, education providers, and nonprofit and government support organizations.
2. The health industry in Louisville is large, accounting for more than one in ten jobs and payroll dollars in the metro area. Seven of the top twenty-one private employers in Louisville are in a health-related business, according to the latest *Business First Book of Lists*. It appears to be the largest regional industry in terms of annual payrolls.
3. We estimate that health-related enterprises in the Louisville area employ 72,000 persons, with an annual payroll of \$2.3 billion.
4. The health-related economy in Louisville directly or indirectly pays at least \$200 million per year in taxes to Kentucky and Indiana state governments and another \$48 million to local governments in the metro area. The actual tax payments are larger, as we have not made estimates of property taxes or corporate income taxes paid by Louisville area companies.
5. Perhaps the most prominent aspect of Louisville's health care industry is the presence of several nationally important corporate headquarters. Humana and Vencor, particularly, gave Louisville a strong showing in business listings by *Fortune Magazine* and Dun and Bradstreet.
6. Louisville continues to hold its share of the national health care business even as Louisville's shares of national population and jobs fall. The Louisville metro has accounted for .5 percent of all US health services payroll throughout the last decade, while the metro's share of US population has fallen to below .4 percent.

7. Research and development activity in Louisville while still relatively low, is growing rapidly. Louisville ranked third among the sixteen comparison metros in growth of federal research grants and contracts at medical schools between 1994 and 1999, and first in growth in overall university research expenditures between 1991 and 1999.
8. Louisville is also still a relatively minor player on the commercial discovery side, according to detailed data from the US Patent and Trademark Office. Cincinnati, Indianapolis and Raleigh lead the list of competitor markets. Like university research and development, however, Louisville did post a strong growth rate for the most recent five year period, ranking second among the sixteen markets.
9. Louisville is not prominent in the manufacturing of medical equipment and supplies, and has no presence in the lucrative pharmaceuticals business. Several of Louisville's prime competitors stand out in medical-related manufacturing activity, including Indianapolis, Kansas City, and Raleigh.
10. ✓ Louisville has at least eight institutions that provide specialized education and training for the health-related industry. This includes a medical and dental school, several undergraduate and graduate nursing schools, and four-year and two-year programs for therapists, technicians and assistants. These institutions collectively employ over 2,200 persons and have an annual payroll of over \$150 million.
11. Louisville hospitals show up in a few national reputational rankings. The latest *US News and World Report* rankings of the top 50 hospitals by each of eighteen specialties only listed two Louisville hospitals. However, a recent ranking by Solucient gives high ratings to Jewish, Norton, and Baptist East hospitals.

Health Services Payrolls by County
in Louisville MSA, 1998



Source: US Bureau of
Economic Analysis, *Regional
Economic Information System 1969-
98*, June 2000.

Louisville hospitals compete with those in Indianapolis, Cincinnati, Lexington, Nashville, Evansville, and St. Louis for physician referrals to perform coronary operations.

We do not know precisely how Louisville health care delivery organizations fare in this competition. (It would require a fairly involved research project that examines hospital discharges in each market.) Nevertheless, we can get a feel for Louisville's competitiveness by examining data on health care payrolls per capita in each metro. Markets that support a large health care payroll per resident presumably sell significant services to nonresidents. Louisville ranks third of the sixteen metros compared, with \$2,162 in payroll per area resident - over \$500 higher than the national average. Louisville's high ranking is in part due to the fact that its population is older on average than most of its competitors and hence demand more health care. But, clearly Louisville stands out in its health delivery industry.

As is evident from the above chart, health care is concentrated in the central county of the seven county Louisville MSA. Jefferson County, with its major clusters of hospitals and medical offices, accounted for 89 percent of the metro's health care payrolls in 1998. Clark County has the second highest concentration, with 5 percent of the total.

A rough estimate of the export portion of Louisville's health care market can be obtained by prorating the hospital and physician sales by the county of origin of patients, and adjusting sales per patient to reflect the fact that those who travel farthest typically are more sick and incur larger bills. About 20 percent of hospital patients in Louisville live outside the metro area. A sampling of billing records at Jewish Hospital indicates that nonresidents bills are on average 49 percent higher than that for residents. Also, about 69 percent of physician billing is believed to be related to hospital treatment, and physicians' practices account for 58 per-




You are here: Health Network > Frazier Rehab Institute

Health Network
History

Frazier Rehab Institute

Resources
Find a Physician
DRCALL Referral Service
Pre-Register Now
My Jewish Hospital

Address:
 Frazier Rehab Institute
 220 Abraham Flexner Way
 Louisville, Kentucky 40202
 (502) 582-7400




[Frazier Rehab Institute Information](#)
[Frazier Rehab Institute locations](#)
[Contact Frazier Rehab Institute](#)

Known for its world-class care in comprehensive acute rehabilitation, the Frazier Rehab Institute includes inpatient and outpatient facilities, a 135-bed hospital in the Jewish Hospital Medical Campus, an expanding system of Outpatient Rehab sites in Kentucky and southern Indiana, including Southern Indiana Rehab Hospital, owned in partnership with Floyd Memorial Hospital and Health Services and Clark Memorial Hospital, which is a 60-bed long term care inpatient hospital.

Comprehensive programs, state-of-the-art facilities and innovative therapeutic techniques have earned national recognition for the Frazier Rehab Institute.

a nationally recognized leader in health care

ECONOMIC IMPACT



Greater Louisville's health-related industry is strong...and growing!

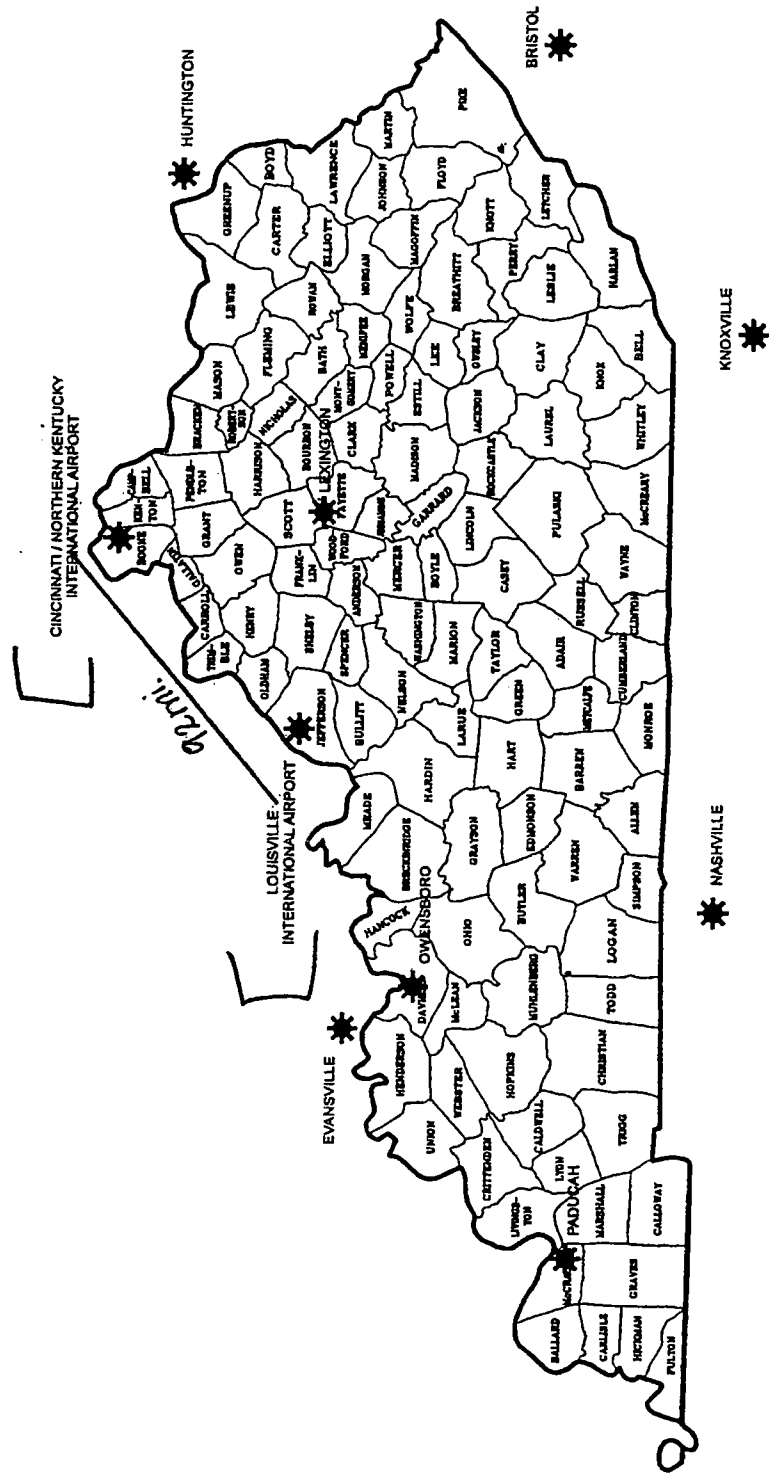
According to the latest Business First "Book of Lists," seven (7) of the top twenty-one (21) private employers in Louisville are in a health-related business. It is estimated that health-related enterprises in the Louisville area employ approximately 72,000 persons, 11% of the Louisville metro total, with an annual payroll of \$2.3 billion.

On May 29, 2001, the Greater Louisville Health Enterprises Network released a study of the Louisville area's health-related economy. University of Louisville economist Paul Coomes, Ph.D., and research assistant Raj Narang conducted the study, which can be downloaded below.

[Louisville's Health-Related Economy: Size, Character and Growth](#)

2,070

COMMERCIAL AIRPORTS SERVING KENTUCKY



Water

Kentucky has about 1,100 miles (1,770 kilometers) of commercially navigable waterways, which provide an expedient means of transportation to inland markets and major ports on the Gulf of Mexico. The Ohio River alone flows 664 miles (1,068 kilometers) along the northern border of Kentucky. Six public riverports operate facilities at Henderson, Hickman, Louisville, Lyon County, Owensboro and Paducah.

Rail

Railroads serve Kentucky with 2,808 miles of track, including 2,307 miles of Class I track. Railroads operating in the state include CSX, Norfolk Southern, Canadian National Railway Company, and the Paducah and Louisville Railway. Intermodal service is becoming increasingly important to many distributors and is now available at several facilities in Kentucky. Passenger service is provided by AMTRAK at Ashland, Maysville, South Shore, Louisville and Fulton, Kentucky.

Air

Commercial airports providing scheduled airline service in Kentucky are located in Erlanger (Covington/Cincinnati area), Lexington, Louisville, Owensboro and Paducah. Out-of-state airports near Kentucky are in Evansville, Indiana, serving the Henderson area; Huntington, West Virginia, serving the Ashland area; Nashville, Tennessee, serving the Bowling Green area; and Bristol, Tennessee, and Knoxville, Tennessee, both serving the southeastern part of the state. International flights are available at the Cincinnati/Northern Kentucky International Airport, located at Erlanger in Northern Kentucky, and the Louisville International Airport.

United Parcel Service (UPS) operates its major international hub at the Louisville International Airport. DHL Worldwide Express maintains a major hub at the Cincinnati/Northern Kentucky International Airport in Erlanger, Kentucky.

Flight information for Kentucky's major airports is available online at the following websites:
Louisville: www.louisvilleairport.com
Lexington: www.bluegrassairport.com
Cincinnati: www.cvgairport.com

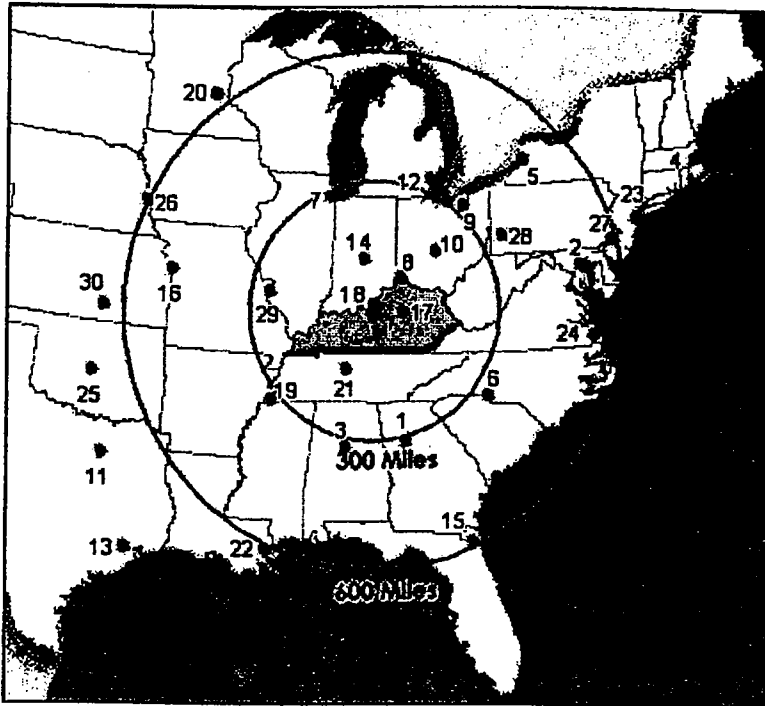
Quick Facts **Location** **Sites** **Buildings** **Demographics** **Workforce**
Educ./Training **Bus./Industry** **Tax/Incentives** **Regs./Permits** **Utilities** **Quality of Life**

● **Community Info Index**

● **Contact Us**

● **Go To...**

Selected Market Centers



**Percent of U.S. Within
600 Miles of Mt.
Washington**

Population
50%

Personal Income
47%

Retail Sales
47%

**Manufacturing
Employment**
55%

Highway Distance to Selected Market Centers

	City	Miles		City	Miles		City	Miles
1.	Atlanta, GA	411	11.	Dallas, TX	828	21.	Nashville, TN	165
2.	Baltimore, MD	603	12.	Detroit, MI	375	22.	New Orleans, LA	697
3.	Birmingham, AL	357	13.	Houston, TX	1,020	23.	New York, NY	751
4.	Boston, MA	965	14.	Indianapolis, IN	139	24.	Norfolk, VA	648
5.	Buffalo, NY	550	15.	Jacksonville, FL	757	25.	Oklahoma City, OK	783
6.	Charlotte, NC	469	16.	Kansas City, MO	536	26.	Omaha, NE	720
7.	Chicago, IL	319	17.	Lexington, KY	73	27.	Philadelphia, PA	685
8.	Cincinnati, OH	112	18.	Louisville, KY	25	28.	Pittsburgh, PA	401
9.	Cleveland, OH	364	19.	Memphis, TN	376	29.	St. Louis, MO	292
10.	Columbus, OH	220	20.	Minneapolis, MN	731	30.	Wichita, KS	737

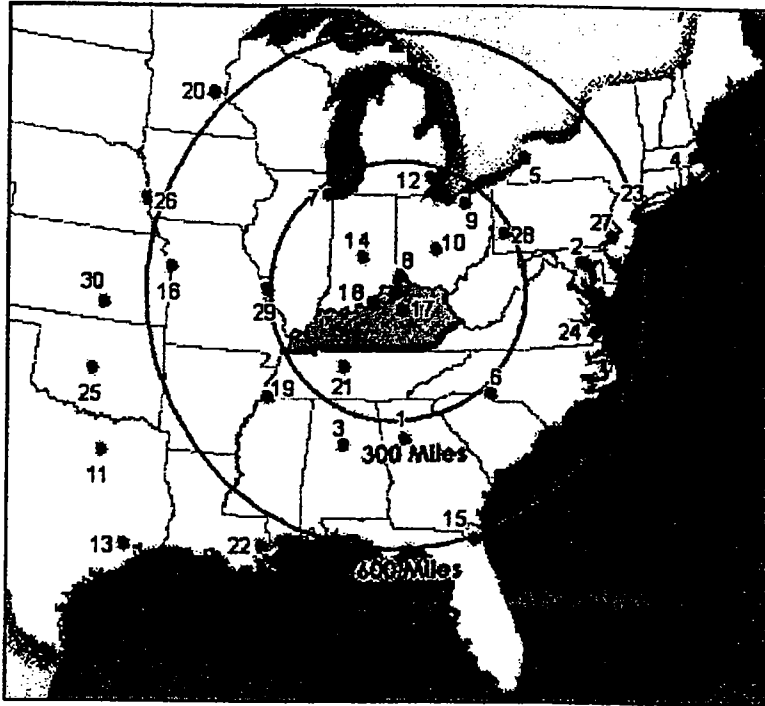
Source: DeLorme Map N' Go, 2000.

Henry County



Quick Facts	Location	Sites	Buildings	Demographics	Workforce
Educ./Training	Bus./Industry	Tax/Incentives	Regs./Permits	Utilities	Quality of Life
● Community Info Index			● Contact Us		● Go To...

Selected Market Centers



Percent of U.S. Within 600 Miles of Eminence

- Population**
51%
- Personal Income**
49%
- Retail Sales**
48%
- Manufacturing Employment**
58%

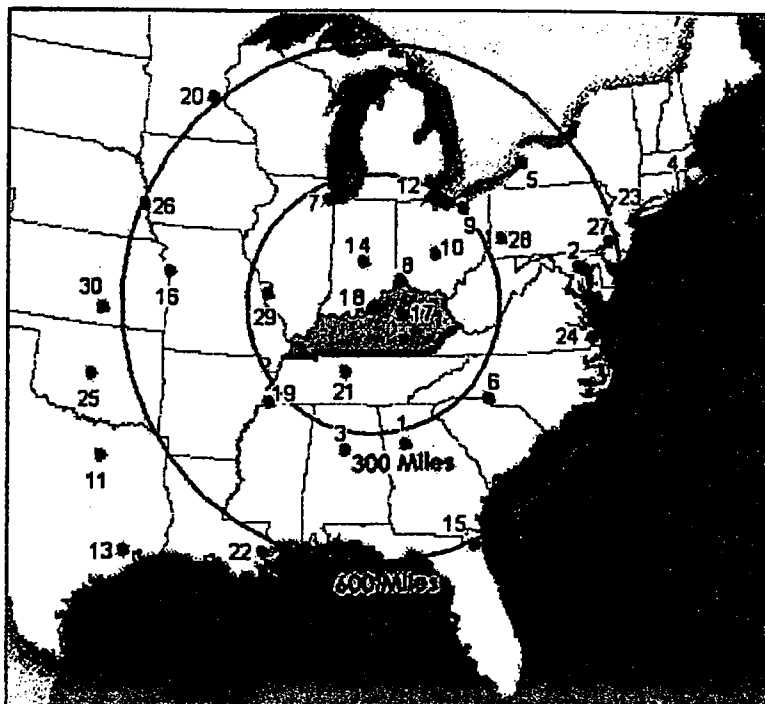
Highway Distance to Selected Market Centers

	City	Miles		City	Miles		City	Miles
1.	Atlanta, GA	456	11.	Dallas, TX	873	21.	Nashville, TN	210
2.	Baltimore, MD	581	12.	Detroit, MI	328	22.	New Orleans, LA	742
3.	Birmingham, AL	402	13.	Houston, TX	1,060	23.	New York, NY	704
4.	Boston, MA	931	14.	Indianapolis, IN	122	24.	Norfolk, VA	637
5.	Buffalo, NY	516	15.	Jacksonville, FL	774	25.	Oklahoma City, OK	794
6.	Charlotte, NC	458	16.	Kansas City, MO	547	26.	Omaha, NE	731
7.	Chicago, IL	303	17.	Lexington, KY	69	27.	Philadelphia, PA	651
8.	Cincinnati, OH	65	18.	Louisville, KY	38	28.	Pittsburgh, PA	354
9.	Cleveland, OH	316	19.	Memphis, TN	416	29.	St. Louis, MO	297
10.	Columbus, OH	173	20.	Minneapolis, MN	715	30.	Wichita, KS	748

Source: DeLorme Map N' Go, 2000.

Quick Facts	Location	Sites	Buildings	Demographics	Workforce
Educ./Training	Bus./Industry	Tax/Incentives	Regs./Permits	Utilities	Quality of Life
● Community Info Index		● Contact Us		● Go To...	

Selected Market Centers



Percent of U.S. Within 600 Miles of Louisville

- Population 50%
- Personal Income 48%
- Retail Sales 47%
- Manufacturing Employment 56%

Highway Distance to Selected Market Centers

City	Miles	City	Miles	City	Miles
1. Atlanta, GA	421	11. Dallas, TX	838	21. Nashville, TN	176
2. Baltimore, MD	608	12. Detroit, MI	362	22. New Orleans, LA	708
3. Birmingham, AL	367	13. Houston, TX	1,031	23. New York, NY	738
4. Boston, MA	952	14. Indianapolis, IN	116	24. Norfolk, VA	654
5. Buffalo, NY	537	15. Jacksonville, FL	768	25. Oklahoma City, OK	759
6. Charlotte, NC	475	16. Kansas City, MO	512	26. Omaha, NE	695
7. Chicago, IL	297	17. Lexington, KY	78	27. Philadelphia, PA	671
8. Cincinnati, OH	99	18. Louisville, KY	-	28. Pittsburgh, PA	388
9. Cleveland, OH	351	19. Memphis, TN	386	29. St. Louis, MO	262
10. Columbus, OH	207	20. Minneapolis, MN	708	30. Wichita, KS	712

Source: DeLorme Map N' Go, 2000.

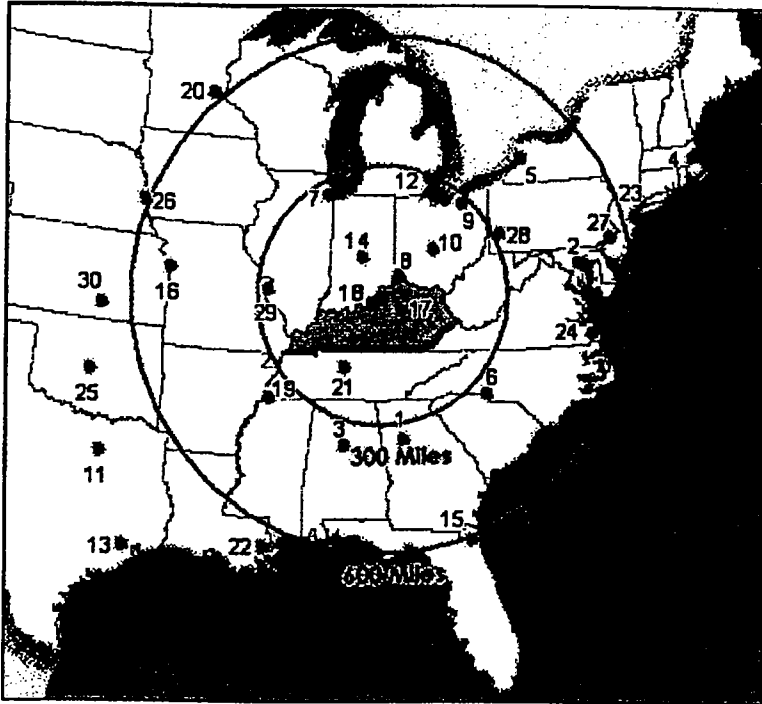


La Grange Oldham County



Quick Facts	Location	Sites	Buildings	Demographics	Workforce
Educ./Training	Bus./Industry	Tax/Incentives	Regs./Permits	Utilities	Quality of Life
● Community Info Index		● Contact Us		● Go To...	

Selected Market Centers



Percent of U.S. Within 600 Miles of La Grange

Population
50%

Personal Income
48%

Retail Sales
48%

Manufacturing Employment
57%

Highway Distance to Selected Market Centers

	City	Miles		City	Miles		City	Miles
1.	Atlanta, GA	443	11.	Dallas, TX	860	21.	Nashville, TN	197
2.	Baltimore, MD	591	12.	Detroit, MI	339	22.	New Orleans, LA	729
3.	Birmingham, AL	389	13.	Houston, TX	1,052	23.	New York, NY	714
4.	Boston, MA	928	14.	Indianapolis, IN	136	24.	Norfolk, VA	662
5.	Buffalo, NY	514	15.	Jacksonville, FL	800	25.	Oklahoma City, OK	781
6.	Charlotte, NC	484	16.	Kansas City, MO	534	26.	Omaha, NE	717
7.	Chicago, IL	317	17.	Lexington, KY	87	27.	Philadelphia, PA	648
8.	Cincinnati, OH	76	18.	Louisville, KY	26	28.	Pittsburgh, PA	364
9.	Cleveland, OH	327	19.	Memphis, TN	408	29.	St. Louis, MO	285
10.	Columbus, OH	183	20.	Minneapolis, MN	728	30.	Wichita, KS	734

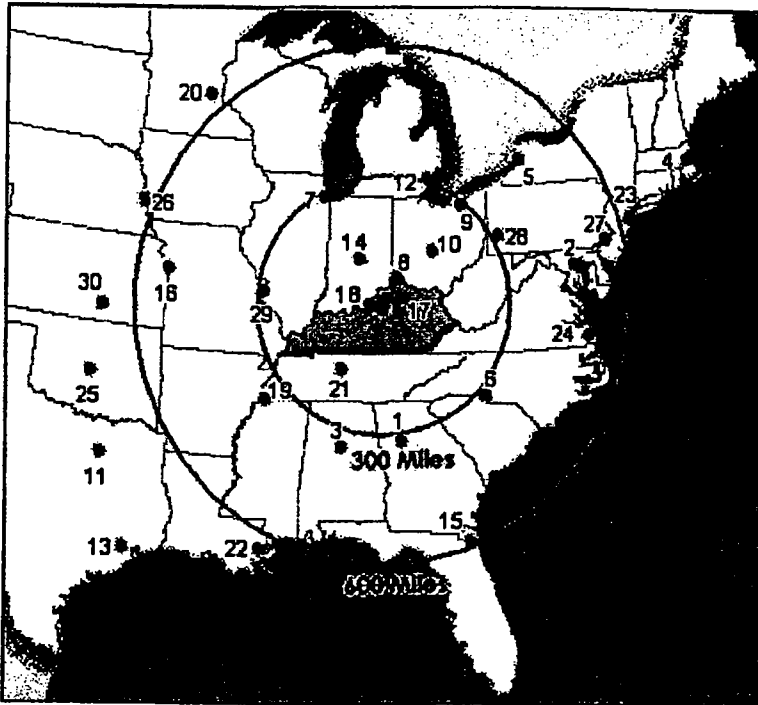
Source: DeLorme Map N' Go, 2000.

Shelby County



Quick Facts	Location	Sites	Buildings	Demographics	Workforce
Educ./Training	Bus./Industry	Tax/Incentives	Regs./Permits	Utilities	Quality of Life
● Community Info Index		● Contact Us		● Go To...	

Selected Market Centers



Percent of U.S. Within 600 Miles of Shelbyville

Population
50%

Personal Income
48%

Retail Sales
48%

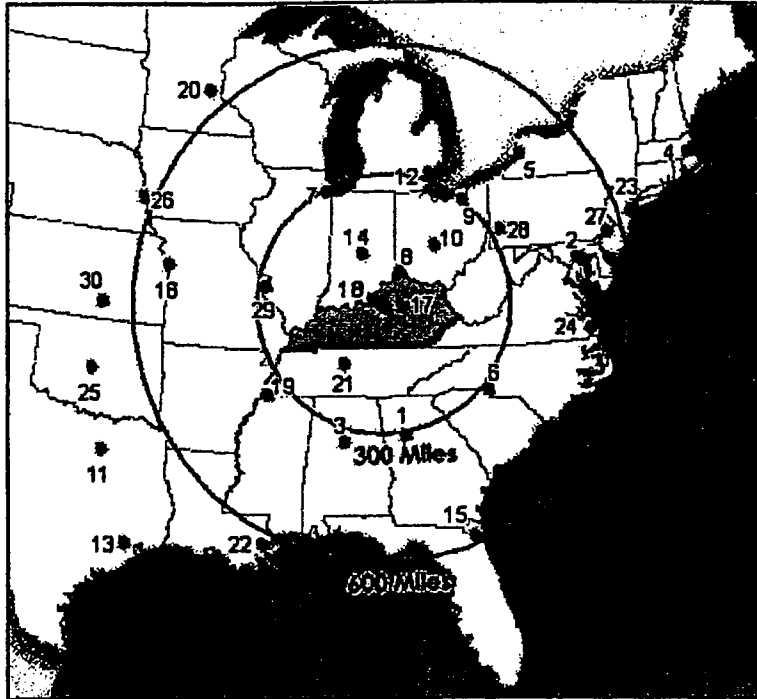
Manufacturing Employment
57%

Highway Distance to Selected Market Centers

City	Miles	City	Miles	City	Miles
1. Atlanta, GA	428	11. Dallas, TX	860	21. Nashville, TN	198
2. Baltimore, MD	581	12. Detroit, MI	353	22. New Orleans, LA	730
3. Birmingham, AL	389	13. Houston, TX	1,053	23. New York, NY	740
4. Boston, MA	962	14. Indianapolis, IN	146	24. Norfolk, VA	626
5. Buffalo, NY	527	15. Jacksonville, FL	764	25. Oklahoma City, OK	790
6. Charlotte, NC	448	16. Kansas City, MO	541	26. Omaha, NE	724
7. Chicago, IL	326	17. Lexington, KY	51	27. Philadelphia, PA	662
8. Cincinnati, OH	90	18. Louisville, KY	34	28. Pittsburgh, PA	378
9. Cleveland, OH	341	19. Memphis, TN	408	29. St. Louis, MO	294
10. Columbus, OH	197	20. Minneapolis, MN	738	30. Wichita, KS	744

Source: DeLorme Map N° Go, 2000.

Selected Market Centers



Percent of U.S. Within 600 Miles of Taylorsville

Population
50%

Personal Income
48%

Retail Sales
48%

Manufacturing Employment
56%

Highway Distance to Selected Market Centers

City	Miles	City	Miles	City	Miles
1. Atlanta, GA	423	11. Dallas, TX	840	21. Nashville, TN	178
2. Baltimore, MD	595	12. Detroit, MI	378	22. New Orleans, LA	709
3. Birmingham, AL	369	13. Houston, TX	1,032	23. New York, NY	762
4. Boston, MA	976	14. Indianapolis, IN	145	24. Norfolk, VA	641
5. Buffalo, NY	553	15. Jacksonville, FL	770	25. Oklahoma City, OK	789
6. Charlotte, NC	462	16. Kansas City, MO	542	26. Omaha, NE	726
7. Chicago, IL	325	17. Lexington, KY	65	27. Philadelphia, PA	687
8. Cincinnati, OH	115	18. Louisville, KY	33	28. Pittsburgh, PA	404
9. Cleveland, OH	366	19. Memphis, TN	388	29. St. Louis, MO	293
10. Columbus, OH	222	20. Minneapolis, MN	737	30. Wichita, KS	743

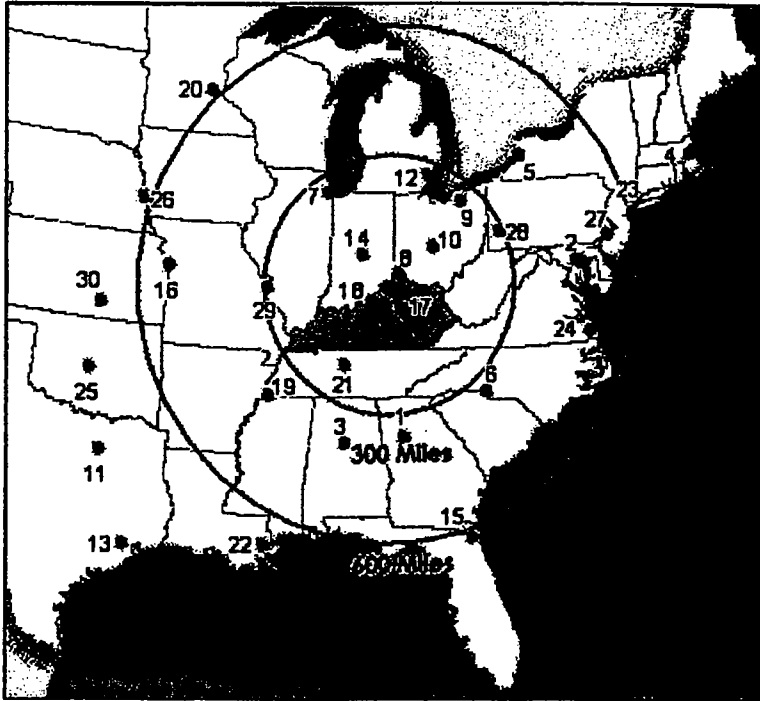
Source: DeLorme Map N' Go, 2000.

Trimble County



Quick Facts	Location	Sites	Buildings	Demographics	Workforce
Educ./Training	Bus./Industry	Tax/Incentives	Regs./Permits	Utilities	Quality of Life
● Community Info Index		● Contact Us		● Go To...	

Selected Market Centers



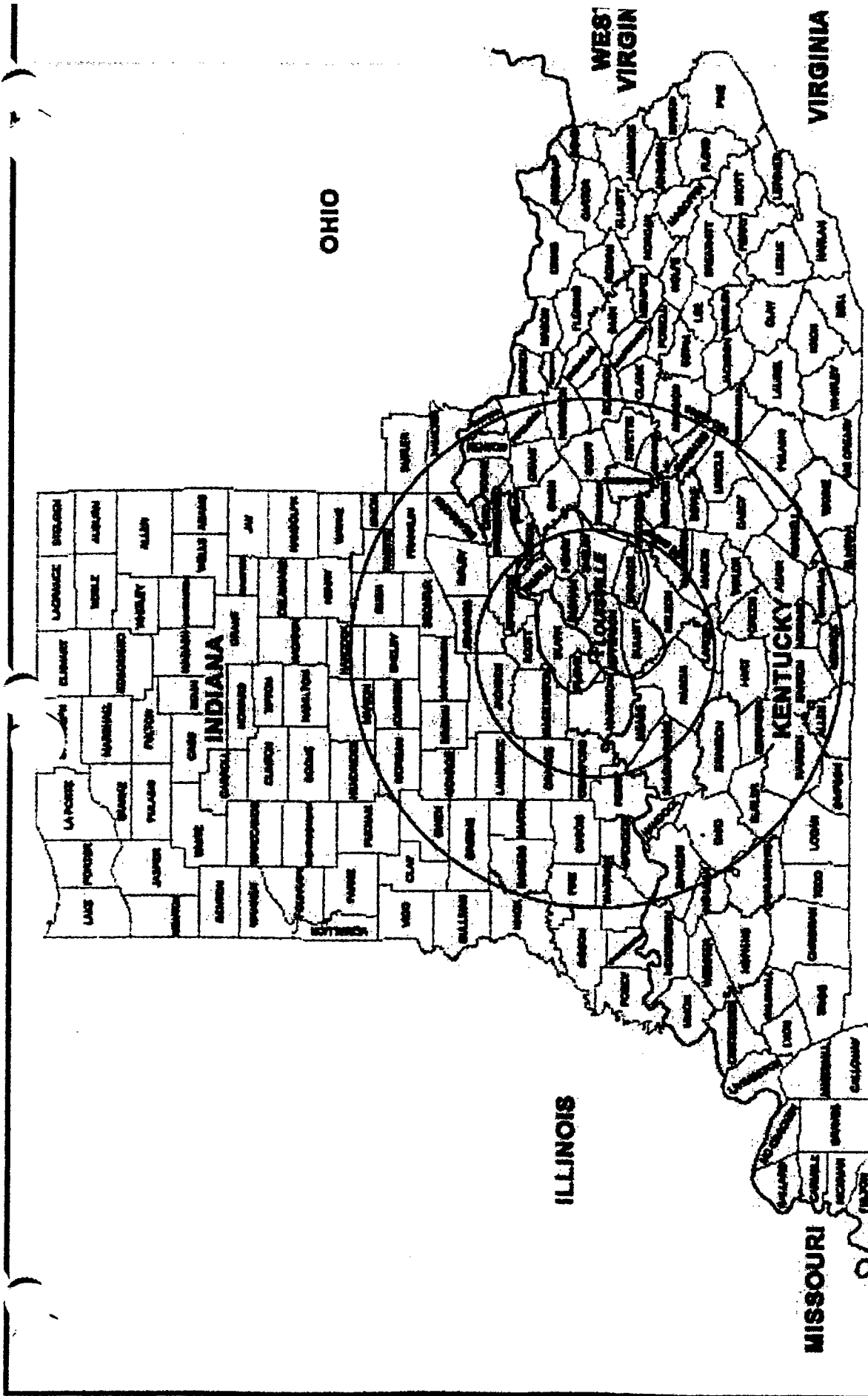
Percent of U.S. Within 600 Miles of Bedford

Population
N/A

Personal Income
N/A

Retail Sales
N/A

Manufacturing
Employment
N/A



<p>EXH</p> <p>2</p> <p>LOCATION MAP</p>	<p>Louisville International Airport</p> <p>Master Plan Update</p>
--	---

From: "David Holland" <DHolland@kentuckycenter.org>
To: "Sandy Tallarico" <sandyt@parkfcu.org>
Date: 9/25/2003 2:43 PM
Subject: RE: Comments

Sandy,

Here's some information from about a year ago. It should give you a rough idea.

- Single ticket buyers to events come from all 50 states
- o Jefferson County patrons (57%)
- o Other Kentucky county patrons (30%)
- o Other states' patrons account for one-fifth of sales (18%)
- o Above demonstrates significant tourism revenue to Jefferson County from around Kentucky and the Nation.

-----Original Message-----

From: Sandy Tallarico [mailto:sandyt@parkfcu.org]
Sent: Thursday, September 25, 2003 11:18 AM
To: David Holland
Subject: Comments

Name - Sandy Tallarico
Company - Park Federal Credit Union

My Question:

We are working on a project to show the various recreational and entertainment facilities in Louisville. We want to include the Kentucky Center but need some statistical information concerning the number of people who attend events that live in Jefferson County and those who attend that live in the surrounding counties.

Can you help us with this?

If you have any questions, please feel free to contact me at 815-1102.
Thanks in advance,

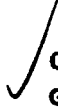
Sandy Tallarico
Vice President Delivery Services
Park Federal Credit Union
6101 Fern Valley Road
Louisville, KY 40228
502-815-1102

Phone - 502-815-1102
Email - sandyt@parkfcu.org



About GLI

- Overview
- Mission
- Visioning Report
- Board Members
- Top Investors
- Charter Members
- History
- Volunteers



Overview

Greater Louisville Inc. is the metro chamber of commerce and economic development agency for the Louisville, Kentucky - Southern Indiana Metropolitan area.


Vision

Greater Louisville Inc. is dedicated to helping transform Louisville from a nice, average city into one of America's hot spots through a series of bold economic development initiatives. see Visioning Report

Location: 614 West Main S Suite 6000 Louisville, Kent 40202
Main Phone (502) 625.000
Hours of Operation: Monday-Frida 8:30-5:00

For more information about GLI & its' role in the greater Louisville area:

- **Mission & Strategic Priorities**
 - web page
- **Business Plan**
 - download word document
- **Visioning Report**
 - web index
- **Economic Development Strategy Plan (Boyle Report)**
 - pdf file >> *Adobe Acrobat is required*
- **Macro Performance Indicators**
 - pdf file >> *Adobe Acrobat is required*
 - *NOTE, file is very large.*



INTRODUCTION

Whether you're looking to stay for just a few days or forever, Greater Louisville is the place for you.

Louisville offers a quality of life that is matched by few in the country. Not only is Louisville one of nine communities with a resident professional opera, theater, orchestra, ballet and children's theater. Louisville also is home to several world-class museums and educational attractions, such as the J.B. Speed Art Museum, Glassworks and the Louisville Science Center.

From the gigantic Louisville Slugger replica outside Hillerich & Bradsby's downtown headquarters, which offers tours of its bat factory and museum, to the Twin Spires of Churchill Downs in south central Louisville, sports also play an important role in the community. The University of Louisville is home to Division I football and basketball teams, and the city also enjoys rooting its professional baseball and arena football teams to victory.

Conventions and meetings contribute greatly to the local economy. Delegates and tourists spend more than \$1.2 billion annually in Louisville. Each year, many of the nation's largest trade shows and conventions take place right here. A survey by Get There Direct Meetings, an online meeting planning company, ranked Louisville as the country's second most cost effective meeting destination. Only Las Vegas rated higher.

WEB RESOURCES



[Apartments](#)

[Jobs](#)

[Neighborhoods](#)

[Cost of Living](#)

[Education](#)



Restaurants:

[Restaurants](#)
[General Index*](#)

Lodging:

[Hotels - Motels](#)

Entertainment:

[Entertainment](#)
[Attractions*](#)
[Events This Week*](#)


Arts and Culture:

[Ballet](#)
[Museums](#)
[Theatres](#)

Sports:

[Baseball](#)
[Football](#)
[Horse Racing](#)

* Resources provided by the Greater Louisville Convention & Visitors Bureau (<http://www.gotolouisville.com>)



INTRODUCTION

Louisville is the hub city for an economically diverse region, spanning 23 counties and two states. Though divided by the Ohio River, the community has united behind a vision to make the area a national leader in many fields, such as health care and logistics.

Today, a wide array of economic opportunities are available in both Kentucky and Indiana. That's just one reason why Greater Louisville always ranks high among the best places to live.

WEB RESOURCES



Regional Leadership Coalition
Promotes awareness and raise solutions for issue confronting a 23-county area including Greater Louisville and Southern Indiana




County Profiles
Details on Louisville and Southern Indiana counti including Quick Facts, Location, Sites, Buildings, Demographics, Workforce, Education/ Training, Business/ Industry, Tax/ Incentives, Regs./ Permi Utilities, and Quality of Life.

County Profiles

County profiles are courtesy of: [Indiana Stats](#) & [Kentucky Economic Development Information System](#)

With a population of over one million, the 23-county metropolitan region offers the amenities of a major city along with the convenience and easy lifestyle of a smaller community.

For information specific to a particular county, click on that area in the map below. (Note: County links are not maintained by GLI)



[top](#)



Get Information

Get Help

Get Involved

Get Results

Group Projects

Human Services

Get an Account

Match Your Gift

News and Events

Run a Campaign

Success Stories

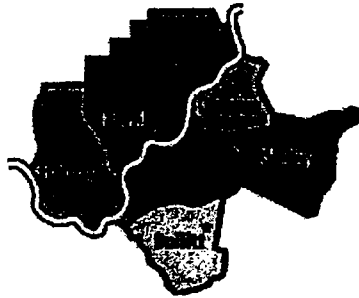
Volunteer Today

Take the Survey

The Area we Service

Jefferson, Oldham, and Shelby Counties in Kentucky, and Clark, Floyd, and Harrison Counties in Indiana are participants in Metro United Way. We are working to develop a presence in Bullitt County as well.

The Southwest Resource Center is located in Jefferson County, as is our central office.



* Campaign and human service funding is being developed here

Feel free to [ask a question](#), read our list of [frequently asked questions](#), discover our [vision and mission statements](#), learn how to [contact our staff](#), or get [driving directions](#).

[Back to the top of this page](#)

In addition, they work to form and support partnerships among businesses, governments, neighborhoods, and other non-profits in order to make the maximum impact.

▲ [Back to the top of this page](#)

Together We...

- **Create Community Solutions that help kids succeed, build strong families, promote health and independence and strengthen neighborhoods.**
- **Improve more lives, touching two out of three people in our community at some point in their lives.**
- **Get results for people through committed volunteer experts who study community needs and resources, set goals, and focus funding and volunteers on programs that make measurable improvements in people's lives.**
- **Make a greater difference in our community than any single organization can through partnerships with government, schools, businesses and other nonprofits like Community Health Charities and American Cancer Society.**
- **Supply most of our community's disaster relief funding through agencies like the American Red Cross and the Salvation Army.**
- **Invest donations right here at home.** What's raised here is used to help families, friends, neighbors and co-workers right here in our community.
- **Make donations work harder.** Over 20,000 volunteers make contributions go farther, so the maximum amount goes to helping people in need.
- **Provide the first place to call for human service information and referral.** First Call is there for you 24 hours a day, 7 days a week



Get Information

Get Help

Get Involved

Get Results

Group Projects

Human Services

Get an Account

Match Your Gift

News and Events

Run a Campaign

Success Stories

Volunteer Today

Take the Survey

Metro United Way is *Your* United Way

Metro United Way is a local, independent non-profit organization founded in Louisville in 1917 as the Louisville Federation of Social Agencies.

Today Metro United Way helps support more than 100 health and human service agencies serving residents of Bullitt, Jefferson, Oldham and Shelby counties in Kentucky and Clark, Floyd and Harrison counties in Indiana.

We will be a community solutions leader in uniting our community to measurably improve people's lives and build the most vital, caring community in America.



Feel free to [ask a question](#), read our list of [frequently asked questions](#), discover our [vision and mission statements](#), learn how to [contact our staff](#), see our [service area](#), or get [driving directions](#).

How it Works

Diverse groups of leaders and volunteer experts study local needs, resources, and trends. Priorities are then set for funding agencies, based on our four visions of success in making our community the most vital, caring community in America: helping kids succeed, building strong families, promoting health and independence, and strengthening neighborhoods.

The teams make tough decisions about which programs to fund at these agencies in order to make the greatest impact in those four visions. They invest in these programs on an ongoing basis, but also support new and innovative programs through one-time [venture grants](#).



October 16, 2003

Ms. Niki Elder
Business Development
Park Federal Credit Union
6101 Fern Valley Road
Louisville, KY 40228

Dear Ms. Elder:

Greater Louisville Inc. has a membership base of 2,153 companies. The following is a breakdown of our member companies by county:

Indiana	Number of Companies
Clark County	54
Floyd County	29
Harrison County	2
Other Indiana counties (outside of metro area)	6
Kentucky	
Bullitt County	4
Jefferson County	1,976
Oldham County	15
Shelby County	22
Other Kentucky counties (outside of metro area)	27
Out of state	18

If you have any questions, please feel free to give me a call at (502) 625-0062.

Sincerely,

Vicky Fisher
Research Assistant

The Metro Chamber of Commerce
614 West Main Street, Suite 6000
Louisville, Kentucky 40202
502.625.0000 fax 502.625.0010
GreaterLouisville.com

Greater Louisville Association of Realtors: a professional trade association representing 742 firms and over 3,500 members involved in the real estate profession. Greater Louisville Association of Realtors is a local arm of the National Association of Realtors. They provide opportunities and services to members that benefit individuals and their careers in the real estate profession.

95 percent of the membership comes from eight of the nine counties with in the community. The follow is a break down of real estate firms involved in the association by county:

Jefferson	597
Oldham	35
Bullitt	32
Shelby	15
Clark	6
Spencer	8
Floyd	11
Henry	3
Trimble	0
Other	35

Regional Leadership Coalition: This organization is a forum to promote awareness and raise solutions for issues confronting a 23-county area. The Regional Leadership Coalition is built on an organization started several years ago by graduates of Leadership Southern Indiana and Leadership Louisville. The Louisville metro area and Southern Indiana still serve as the nucleus of support for this organization. The RLC is governed by a Steering Committee made up of 22 prominent business and civic leaders with vested interests in regionalism who determine policy for the organization. They also have a Task Force Committee made up of 18 agency directors and leadership graduates involved in and interested in regionalism. They provide research, citizen input, and ideas for the Steering Committee agenda. All 22 of the directors on the Steering Committee reside in one of the nine counties in the community. The Taskforce Committee has 17 of the 18 directors residing within the nine county community.

American Red Cross: The Louisville Area Chapter of the American Red Cross serves all counties within the community besides Floyd County Indiana. This information was given by Melanie Cook 502-561-3606.

Theater and Arts:

- Louisville Orchestra
- Louisville Youth Orchestra: Has 400 musicians from 60 schools and 15 counties in Louisville and Southern Indiana.
- Louisville Ballet: Sharing the art of dance with children from Kentucky and Southern Indiana.

4. BUSINESS PLAN

Reasons for proposed charter conversion: Park Federal Credit Union was federally chartered in 1965 to serve the financial needs of employees from General Electric's Appliance Park in Louisville, Kentucky. Since 1988, under the direction of a new President, we began expanding our field of membership to include other SEG's.

This new direction came about because General Electric was just beginning the process of downsizing the "Park" and placing hiring freezes. It was our thought process from this time on to look for other opportunities to expand our field of membership so that we were not solely dependant on General Electric.

(b)(4)

As our largest SEG, General Electric and many other SEG's continue to downsize, we are looking at the Community Charter as a way to continue to grow our business and as a way to provide credit union services to a wider range of potential members.

Our decision to convert to a community charter has been an agenda item discussed by our management team and board of directors. Please refer to the notes of a presentation given at our pre-planning session held September 20, 2003 (Tab M). This will be an agenda item for our planning session scheduled for April of 2004.

Service Facilities: The credit union offices within the nine county community are strategically placed to service all members of the proposed community and consist of a main office, three full service branches, (b)(4)

2004. All branches are located within an approximate 20 mile radius of the majority of residents within the proposed community (SEE MAP LOCATED IN TAB N). All offices offer a full range of products and services to meet the financial needs of current and potential members.

Members also have access to two shared branch locations within the proposed community and Park Federal participates in a shared ATM network which provides 24/7 access to funds for our members.

(b)(4)

Staffing: Our staff consists of a CEO, Vice President of Operations, Vice President of Lending, and Vice President of Delivery Services, overseeing all facilities. Park Federal Credit Union has been a multiple common bond credit union since 1988. Our staffing has always been designed around quality member service and over the last few years we have geared staffing toward underserved areas. We have interviewed other credit unions who have converted to a community charter about staffing issues and feel confident that at this time we are equipped to handle an increase in our business. However, (b)(4)

(b)(8)

Serving the Under Served

Counties w/ Underserved Areas	Population of County (according to 2000 Census)	Total Population of Underserved Area	Percentage of Underserved
Jefferson County, KY	693,604	231,753	33%
Bullitt County, KY	61,236	6,593	10%
Shelby County, KY	33,337	7,792	23%
Clark County, IN	96,472	18,344	19%
Floyd County, IN	70,823	16,010	22%
Henry	15,060	-	-
Oldham	46,178	-	-
Spencer	11,766	-	-
Trimble	8,125	-	-
Total	1,036,601	280,492	27%

Within this nine county community 27% of the total population resides in underserved areas. The chart above describes the county populations and the percentage of underserved in each county. This is documented in Tab J of the reference information. Therefore a conversion to a community charter will immediately allow 280,492 individuals, residing in the underserved census tracts within the nine counties, to gain access to the multitude of low cost financial services provided by the credit union. These services are described in detail under marketing.

*CDFI documentation to support the underserved areas is located under Tab O

Member Education:

Park Federal offers member education through the following programs:

- PFCU News: quarterly member newsletter sent to each member, which provides current credit union news and information as well as educational articles.
- Annual Meeting: annual meeting that all members are invited to attend in order to inform them about credit union news and financials.
- Statement Stuffers: inserts with monthly and quarterly statements informing members on our services and promotions.
- Membership Awareness Programs: setting up a booth at community events to inform current and potential members about our products and to answer questions about the credit union.
- Web Page: where members can view promotions, access newsletters, calculate payments and gather information about products.
- Brochures: are available in the offices explaining all the types of services that we offer.

(b)(4)

4. **Appliance Loans, Christmas Loans and Vacation Loans** which allow a member who may not qualify for a credit card to purchase an item and pay for that item without paying excessive interest rates, over an affordable 12 month term.
5. **Christmas Club Accounts** are available for members to save throughout the year for their Christmas purchases, so after the season they do not have excessive bills. This savings account is designed to let members begin to save for the holiday season in advance. Members can deposit into the account all year long either in person or by payroll or automatic deduction, and they can begin making withdrawals from the account starting November 1st through January 31st with no penalty.
6. **IRA Savings Accounts** which allow members to earn interest while saving in small increments toward the purchase of an IRA certificate.

(b)(4)

10. Our **Parkie's Pals Kids Club** is designed to reach children under the age of 12 and help teach today's youth the merits of saving their money. The child can choose a gift from a list of items each time deposits totaling \$100 are made to their savings account.

(b)(4)

12. The **Cerkidicate** is a certificate of deposit available for children under the age of 16. This certificate requires a low minimum amount of \$100 and earns interest at a rate of 1% over the regular 24 month certificate rate.

(b)(4)

(b)(4)

Additional Park Federal Credit Union Services:

Checking (Share Draft) – Park Federal Credit Union has a wide variety of Checking Accounts to meet the different needs of all individuals. Whether it is our Student or Freedom Checking, or an interest bearing account such as our Park Plus or Timeless Checking we offer a way for members to take care of their financial needs.

Money Market Checking – this account offers a tiered dividend rate to allow our members the opportunity to earn greater amounts on funds usually used for checking.

Small Business Checking – Park Federal offers free checking for businesses that are sole proprietorships. We want to invest in small businesses to help them with their financial needs at no cost.

D.I.A.L. Telephone Banking Service (Audio Response) – for 24-hour access to accounts, D.I.A.L. (Direct Information Access Line) is available to the members of Park Federal Credit Union. After setting up the service, members can use D.I.A.L to get account balances, transfer funds from one account to another, make loan payments, check to see whether specific checks have been paid, and even have a check sent to them from their account.

ParkPay@Home – Electronic Bill Paying Service – Park Federal members don't have to deal with the hassle of mailing out their bills on time. When they sign up for ParkPay@Home members can set up as few or as many electronic payments as they desire, and the payments are sent automatically on the dates selected by the member.

InTouch@Home – Home Banking – for those members with access to the Internet, Park Federal's InTouch@Home creates a "virtual" branch. Here the members can securely access all of their accounts online to check balances, transfer funds, and make payments.

PRONTO Debit Card – Park Federal Credit Union's PRONTO card is the fastest, most convenient way to pay for purchases at any merchant that accepts the MasterCard (over 10 million merchant's world wide). Using the PRONTO card rather than checks eliminate the hassle of writing a check and having to finding your ID to show the cashier. The amount of the purchase is automatically deducted from the members checking account balance. The PRONTO card can also be used as an ATM to withdrawal money.

High-Interest Savings Accounts and Certificates – Park Federal Credit Union's regular share account is the members' entry into membership. Paying a dividend that is among the highest available anywhere, Park Federal's share account is still an attractive offering. A member only has to maintain a \$25 balance to access all the benefits of membership in Park Federal Credit Union.

Park Federal also offers share certificates with the following terms: 6 months, 12 months, 24 months and 48 months. All have a minimum opening deposit of \$1000. Here also, Park Federal Credit Union offers some of the highest dividend rates available in the market.

IRA – Park Federal Credit Union offers members a full variety of savings options that include Traditional, Educational, and Roth IRA's.

Investment Services – Park Federal Credit Union offers its member's access to CUNA's Members Financial Services, the nationwide network offering investment opportunities that can make our members' financial future more rewarding and comfortable. The wide variety of options available through Members Financial Services complements traditional savings investment such as savings accounts and certificates of deposit.

Low-Interest Vehicle Loans – new or used, car or truck. Park Federal has a vehicle loan to suit most any need. Terms from 24 months up to 84 months are available and rates are designed to give the members as much payment flexibility as possible.

Boat & RV Loans – Similarly, if a Park Federal Credit Union Member has his or her eye on a boat or recreational vehicle, we have funds available to lend. Terms to 120 months on new units are available and terms to 96 months are available for used units.

Personal Loans – when a member needs cash for any worthwhile purpose, Park Federal Credit Union is there to provide a loan. Unsecured loans with terms up to 36 months and share secured loans with terms of up to 144 months are available. In addition, Park Federal Credit Union makes both 12 month vacation loans available in the summer and 12 month holiday loans available during November and December.


Student Loans – Park Federal Credit Union offers student loans at low rates through the Federal Stafford Program. We want to help members in achieving their education.

First & Second Mortgages & Home Equity Loans – Park Federal Credit Union offers a wide variety of mortgages specifically designed to meet our members' needs. Whether they are purchasing a home or need to refinance, our members can rest assured that we have a product to meet their financial needs. We offer mortgage loans with terms from 10 to 30 years, Home Equity Term loans, and Home Equity Lines of Credit.


Payroll Deduction – Park Federal Credit Union can arrange to have payments or other items (such as deposits to a Christmas club account or a child's savings account) automatically transferred from your Park Federal savings or checking account.

All Park Federal Credit Union services are designed to maximize the member's personal financial position at all times.

(b)(4)




(b)(4)




(b)(4)

(b)(4)



(b)(4)



(b)(8)

(b)(8)

(b)(8)

179

(b)(8)

(b)(8)

(b)(8)

(b)(8)

(b)(8)

(b)(8)

(b)(8)

Figures are in Whole Dollars

	History 07-03	Projected 12-03	Projected 12-04	Projected 12-05		
MEMBER LOANS:						
New Vehicle	35,523,107	35,657,570	(b)(8)			
Used Car/Truck	40,155,994	40,307,994				
Recreat Vehicle	3,430,233	3,443,217				
Motorcycles	1,583,168	1,589,160				
Other Collater	1,231,989	1,236,652				
GE Appliances	719	721				
Farm Equipment	0	0				
Sign Unsecured	3,631,075	3,644,819				
Sign.Variable	2,728	2,738				
Student Loan	0	0				
Serviced GSL	383,672	385,124				
Line of Credit	799,144	802,169				
VISA Card	0	0				
1st Mtg Fixed	55,532,083	55,742,285				
2nd Mtg Fixed	17,086,685	17,151,362				
Oth Closed-in F	445,035	446,719				
1st Mtg Var	368,880	370,277				
Home Equity	5,353,261	5,373,524				
Mobile Home	47,882	48,063				
Share Secured	538,207	538,236				
UPS Stock Loan	3,659,450	3,673,302				
CD Secured	785,387	788,360				
Coll in Proc-LJ	93,953	94,309				
Serviced MTG.LN	700,746	703,399				
Sub Mem Loans	171,351,397	172,000,000				
Total Loans	171,351,397	172,000,000				
Allow Ln Loss	-917,098	-917,098				
Net Loans	170,434,298	171,082,902				
US Sav Bonds	0	0				
Oth Acct Rec	75,531	75,531				
Tot Oth Rec	75,531	75,531				
Cash	4,218,290	5,695,900				
Treas/Disc.Note	0	0				
Fed Natl Mtg	3,934,951	4,017,466				
Fed Home Ln Bk	10,942,000	11,000,000				
Tenn.Valley Ath	0	0				
FED FARM CR BK	0	0				
FHLB CAP STOCK	640,302	640,302				
Shares Corp CUs	10,887,244	14,225,481				
Capital in Corp	1,223,510	1,223,510				
Share in CUSO	163,508	163,508				
INVEST IN CUSC	127,683	127,682				
Bank One, Lx MM	0	0				
Bank One, RI MM	0	0				
Austin BK, MM	0	0				
Fifth Third MM	0	0				
United Comm. Bk	320,220	350,649				
Regions Bk-MM	332,886	238,825				
Bank of KY-MM	0	0				
Bank One Link	0	0				
Jumbo Cert-Fxd	10,370,000	6,000,000				
Deposit NCUAIF	1,830,791	1,830,791				
Inv Prerm/Disc	-1,191	-1,191				
Tot Investments	40,771,905	39,817,024				
Int Inv	92,249	110,570				
Int Loans	478,471	584,800				
Dep & Def Exp	749,903	599,656				
Amor.Org.Cost	0	0				
Land	1,124,862	1,424,862				

	History 07-03	Projected 12-03	Projected 12-04	Projected 12-05
Land Improvemt	52,997	(b)(8)		
Bldg Less Depr	2,495,208			
F&E Less Depr	743,736			
Comp/Per Ls Dep	284,934			
Comp Sft Ls Dep	132,300			
Leasehold Ls De	140,773			
Other Assets	803,428			
Subtot Oth Asset	7,098,861			
TOTALASSETS	222,598,886			

	History 07-03	Projected 12-03	Projected 12-04	Projected 12-05
Acct Payable	114,326	(b)(8)		
Taxes Payable	219			
Total Payables	114,545			
Accrued Expenses	823,823			
Unapp DP Trans	96,318			
Notes Payable	0			
Total Liabilities	1,034,686			
Reg Savings	84,620,943			
Share Draft	23,751,486			
Share Draft-INTB	2,742,639			
Money Mkt.Acct.	10,892,342			
IRA Savings	2,162,510			
Misc Savings	2,541,556			
Vac Savings	946,999			
Xmas Savings	1,842,953			
6 Mo CD's	5,021,411			
8 Mo IRA	248,751			
1 Yr IRA	2,743,502			
1 Yr IRA 21st C	37,209			
2 Yr IRA	2,112,140			
2 Yr IRA 21st C	8,301			
2Yr Step-Up IRA	2,450,707			
2Yr IRA KID CD	12,861			
5 Mo. Aniv.IRA	469,003			
4 Yr IRA	14,081,462			
3 Yr IRA	668,039			
2 Yr IRA	5,455,568			
1 Yr IRA	279,544			
2 Year	7,847,436			
2 Yr 21st Cent	259,716			
2YR Step-UP	16,795,307			
2Yr KID Cert	1,482,385			
35 Mo. Anniv CD	231,767			
30 Month	605,304			
4 Year	4,872,872			
5 Year	50,887			
Sub Certificates	65,734,172			
Unposted P-D	-6,580			
Total Deposits	195,229,019			
Regular Reserves	5,740,234			
Tot Reserves	5,740,234			
Undivid Earnings	20,717,996			
Unreal.Gain/Loss	-123,049			
Net Income	0			
Total Equity	26,335,181			
TOTAL LIAB & EQ	222,598,886			

Figures are in Whole Dollars


	History 07-03	Projected 12-03	Projected 12-04	Projected 12-05
Total Net Loans	6,880,596	(b)(8)		
Total Investment	516,834			
TOTINTINCOME	7,397,430			
Int on Borr Fnds	50			
Reg Savings	434,077			
Share Draft	0			
Share Draft-INTB	8,230			
Money Mkt.Acct.	82,208			
IRA Savings	12,363			
Misc Savings	11,961			
Vac Savings	4,528			
Xmas Savings	5,475			
Sub Certificates	1,398,245			
Total Deposits	1,957,087			
TOTINTEXPENSE	1,957,137			
NetFTP	0			
NETINTINCOME	5,440,293			

Figures are in Whole Dollars

	History 07-03	Projected 12-03	Projected 12-04	Projected 12-05
Total Fees & Chg	1,264,974			
Gain(Loss)Loans	0			
Tot Misc Income	607,038			
TOT OTHER INCOME	1,872,012			
Tot Compensation	2,171,016			
Tot Empl Benef	676,757			
Travel & Conf	128,842			
Assoc Dues	16,062			
Tot Off Occ Exp	365,441			
Tot Off Oper Exp	1,066,829			
Mkt & Promo	225,431			
Tot Loan Serv	187,918			
Tot Prof & Outsd	783,989			
Tot Prov for Los	45,312			
Tot Member Ins	29,504			
Fed Oper Fee	28,771			
Cash Over/Short	2,967			
Annual Meeting	2,776			
Misc Oper Exp	23,320			
TOT OPER EXP	5,754,936			
(n)Loss Inv	0			
)Loss Disp	-47,446			
...aard Gain/L	0			
Tot Non-Op inc/L	-47,446			
TOT OPER EXP	5,707,490			
PROV FOR LOAN LS	83,841			
NET INCOME	1,520,974			

(b)(8)

(b)(8)



FEDERAL CREDIT UNION
STATEMENT OF FINANCIAL CONDITION
(In thousands)

	Sep-02	Oct-02	Nov-02	Dec-02	Jan-03	Feb-03	Mar-03	Apr-03	May-03	Jun-03	Jul-03	Aug-03
ASSETS												
MEMBER LOANS:												
New Vehicle	40,765	40,471	40,293	39,570	39,021	38,083	37,669	37,733	36,910	35,532	35,523	35,013
Used Car/Truck	39,966	39,781	39,470	39,025	39,093	38,911	39,368	39,962	39,965	40,137	40,156	40,042
Recreat Vehicle	3,948	3,924	3,901	3,868	3,787	3,718	3,642	3,560	3,514	3,426	3,430	3,456
Motorcycles	1,689	1,671	1,641	1,608	1,664	1,599	1,586	1,609	1,620	1,596	1,583	1,588
Other Collater	1,501	1,426	1,344	1,284	1,230	1,185	1,170	1,115	1,073	1,171	1,232	1,402
GE Appliances	6	5	6	6	5	5	4	3	2	1	1	1
Sign Unsecured	4,283	4,139	4,186	4,204	4,027	3,869	3,739	3,717	3,606	3,594	3,631	3,563
Sign Variable	3	3	3	3	3	3	3	3	3	3	3	3
Serviced GSL	405	402	409	405	423	418	415	412	402	402	384	369
Line of Credit	1,081	1,060	1,043	1,032	986	967	931	914	877	824	799	788
1st Mtg Fixed	38,982	40,917	42,227	43,749	47,042	48,421	49,021	49,673	51,671	53,347	55,532	56,628
2nd Mtg Fixed	23,321	22,771	21,867	21,190	20,457	19,978	19,391	18,704	18,030	17,479	17,087	16,427
Oth Closed-In F	593	533	543	485	512	520	516	515	490	486	445	439
1st Mtg Var	402	399	395	391	388	385	381	377	374	371	369	366
Home Equity	5,365	5,437	5,304	5,459	5,588	5,533	5,483	5,498	5,523	5,527	5,353	5,293
Mobile Home	68	57	56	55	53	53	51	51	50	50	48	44
Share Secured	495	513	477	446	422	460	460	467	514	520	536	500
UPS Stock Loan	2,969	3,118	3,290	3,410	3,421	3,398	3,398	3,509	3,574	3,587	3,659	3,844
CD Secured	1,059	1,037	1,037	1,003	1,027	999	927	903	763	764	785	818
Coll in Proc-Li	98	146	191	163	125	163	88	89	124	86	94	137
Serviced MTG.LN	1,272	1,267	1,263	1,026	1,022	1,018	1,015	908	776	773	701	477
Total Loans	168,270	169,078	168,946	168,383	170,296	169,686	169,259	169,721	169,862	169,677	171,351	171,196
Allow Ln Loss	-1,316	-1,275	-1,219	-1,172	-1,123	-1,077	-1,021	-975	-932	-918	-917	-910
Total Net Loans	166,953	167,803	167,726	167,211	169,173	168,608	168,238	168,746	168,930	168,759	170,434	170,286
US Sav Bonds	0	0	0	0	0	0	0	0	0	0	0	0
Oth Acct Rec	57	76	81	94	51	69	77	32	69	72	76	62
Tot Oth Rec	57	76	81	94	51	69	77	32	69	72	76	62
Cash	5,360	5,164	4,189	5,614	4,562	4,250	4,454	5,108	4,355	4,348	4,218	3,648
INVESTMENTS:												
Sec Available-for-Sale												
Fed Natl Mtg	1,000	0	2,002	2,009	2,006	2,006	2,004	2,002	0	4,017	3,935	3,940
Fed Home Ln Bk	6,038	6,038	8,035	8,040	8,032	9,025	6,969	10,979	7,982	7,024	10,942	12,028
FED FARM CR BK	0	0	0	0	0	0	0	2,006	2,006	2,004	0	0
Other Securities	613	621	621	621	628	628	628	634	634	634	640	640
FHLB CAP STOCK	15,148	13,845	11,795	9,172	14,309	19,964	24,612	15,476	21,188	15,011	10,887	13,500
Shares Corp CUs												

FEDERAL CREDIT UNION
STATEMENT OF FINANCIAL CONDITION
(In thousands)

	Sep-02	Oct-02	Nov-02	Dec-02	Jan-03	Feb-03	Mar-03	Apr-03	May-03	Jun-03	Jul-03	Aug-03
Capital in Corp	2,052	2,052	2,052	2,052	2,052	2,052	1,224	1,224	1,224	1,224	1,224	1,224
Share in CUSO	150	152	154	156	156	155	155	156	159	162	164	166
INVEST IN CUSO	123	124	124	124	124	124	125	125	125	127	128	128
Austin BK, MM	389	243	465	278	468	361	532	281	541	15	0	0
United Comm. Bk	341	314	262	314	507	318	382	274	428	351	320	276
Regions Bk-MM	488	144	108	135	398	243	314	214	203	239	333	222
Bank of KY-MM	143	183	0	0	0	0	0	0	0	0	0	0
Jumbo Cert-Fxd	14,880	14,880	12,884	9,890	9,890	12,386	12,386	14,386	14,366	12,370	10,370	9,372
Deposit NCUSIF	1,792	1,957	1,957	1,957	1,957	1,957	1,831	1,831	1,831	1,831	1,831	1,831
Inv Prem/Disc	0	0	0	0	0	0	-1	-2	-2	-3	-1	-1
Tot Investments	43,159	40,552	40,459	34,747	40,525	49,218	51,161	49,585	50,684	45,005	40,772	43,325
Accr Int Inv	46	34	57	88	104	99	65	87	60	85	92	93
Accr Int Loans	502	520	533	570	466	425	497	514	514	509	478	498
Prepd & Def Exp	682	670	616	546	642	775	845	820	800	756	750	729
Unamor.Org.Cost	0	0	0	0	0	0	0	0	0	0	0	0
FIXED ASSETS:												
Land	1,515	1,515	1,515	1,515	1,516	1,516	1,517	1,517	1,517	1,125	1,125	1,125
Land Improvemt	57	57	56	56	56	55	55	55	54	53	53	53
Bldg Less Depr	3,195	3,186	3,170	3,153	3,137	3,120	3,104	3,117	3,104	2,510	2,495	2,480
F&E Less Depr	1,080	1,052	1,005	973	937	954	916	894	865	765	744	750
Comp/Per Ls Dep	288	278	280	272	297	294	293	349	332	306	285	282
Comp Sft Ls Dep	192	186	176	172	167	160	165	162	151	140	132	106
Leasehold Ls De	155	158	159	156	154	152	150	147	145	143	141	139
Total Fixed Assets	6,482	6,432	6,361	6,297	6,264	6,251	6,200	6,241	6,168	5,042	4,975	4,935
Other Assets	268	263	256	252	253	260	309	370	376	739	803	1,122
Subtot Oth Asset	7,981	7,919	7,823	7,754	7,729	7,810	7,914	8,032	7,919	7,131	7,099	7,378
TOTAL ASSETS	223,510	221,514	220,279	215,420	222,040	229,956	231,844	231,502	231,957	225,314	222,599	224,700
LIABILITIES												
Acct Payable	68	90	52	58	27	37	41	75	65	107	114	102
Taxes Payable	0	3	0	0	0	0	2	0	0	1	0	4
Total Payables	68	93	53	59	27	38	43	75	65	108	115	106
Accrued Expenses	1,456	1,046	1,181	1,199	783	1,215	974	798	990	1,051	824	962
Unapp DP Trans	34	51	-291	-36	99	130	28	39	-287	46	96	-483
Notes Payable	0	0	0	0	0	0	0	0	0	0	0	0
Total Liabilities	1,558	1,190	943	1,223	910	1,383	1,045	913	768	1,205	1,035	585

FEDERAL CREDIT UNION
STATEMENT OF FINANCIAL CONDITION
(In thousands)

	Sep-02	Oct-02	Nov-02	Dec-02	Jan-03	Feb-03	Mar-03	Apr-03	May-03	Jun-03	Jul-03	Aug-03
MEMBER EQUITY												
Reg Savings	82,621	83,038	82,624	79,962	82,094	84,562	86,548	86,480	86,677	84,019	84,621	84,552
Share Draft	29,276	26,583	27,113	23,791	27,098	30,551	29,103	26,421	28,853	25,317	23,751	26,564
Share Draft-INTB	0	1,547	2,061	2,396	2,477	2,650	2,860	2,804	3,008	2,832	2,743	2,739
Money Mkt.Acct.	11,190	10,943	11,126	10,848	11,302	11,043	11,137	11,172	10,976	11,178	10,892	10,824
IRA Savings	2,359	2,386	2,555	2,546	2,803	2,388	2,401	2,276	2,284	2,226	2,163	2,090
Misc Savings	2,230	2,129	2,077	2,040	2,081	2,292	2,398	2,313	2,499	2,615	2,542	2,609
Vac Savings	785	789	762	724	744	852	962	952	959	931	947	872
Xmas Savings	2,345	2,450	608	545	720	940	1,135	1,318	1,504	1,660	1,843	2,005
6 Mo CD's	5,516	5,596	5,368	4,881	4,499	4,450	4,342	4,649	4,724	4,961	5,021	5,128
6 Mo IRA	509	517	519	519	502	480	387	311	309	249	249	296
1 Yr IRA	3,704	3,797	3,763	3,724	3,671	3,581	3,459	3,274	3,010	2,754	2,744	2,737
1 Yr IRA 21st C	44	44	44	44	37	37	37	37	37	37	37	37
2 Yr IRA	3,061	3,150	3,142	3,088	3,041	2,914	2,671	2,326	2,117	2,014	2,112	2,120
2 Yr IRA 21st C	186	187	182	179	180	180	119	68	8	8	8	8
2Yr Step-Up IRA	4,424	3,579	3,342	3,335	2,898	2,783	2,721	2,514	2,460	2,446	2,451	2,443
2Yr IRA KID CD	3	3	5	5	4	8	10	12	12	12	13	13
35 Mo. Aniv.IRA	1,703	1,722	1,715	1,694	1,642	1,532	1,468	1,383	1,129	633	469	467
4 Yr IRA	5,957	6,806	7,116	7,078	7,622	9,357	10,668	13,463	13,579	13,804	14,081	14,158
5 Yr IRA	958	876	873	869	881	879	799	808	802	658	668	632
1 Year	7,665	7,650	7,477	7,252	7,223	6,978	6,729	6,719	6,278	5,716	5,456	5,581
1 Yr 21st Cent.	499	502	502	502	460	345	336	317	279	279	280	278
2 Year	8,717	9,342	9,362	9,151	9,024	8,450	8,010	7,813	7,384	7,475	7,847	7,834
2 Yr 21st Cent	272	275	275	270	272	272	272	274	274	262	260	258
2YR Step-Up	15,378	13,069	12,805	14,572	15,529	16,998	17,761	17,693	17,339	17,031	16,795	16,723
2Yr KID Cert	1,288	1,260	1,234	1,260	1,272	1,313	1,350	1,360	1,400	1,428	1,482	1,479
35 Mo. Aniv CD	1,004	1,015	1,015	919	753	568	544	550	452	357	232	228
30 Month	2,099	2,132	2,132	2,132	2,167	2,144	2,144	2,178	2,114	2,048	605	0
4 Year	3,318	3,882	4,368	4,377	4,366	4,414	4,610	5,070	4,685	4,812	4,873	4,823
5 Year	207	192	190	190	192	190	156	156	94	94	51	51
Sub Certificates	66,513	65,597	65,429	66,042	66,235	67,874	68,593	70,973	68,487	67,080	65,734	65,296
Unposted P-D	-2	-20	-13	-7	-3	-2	-3	-5	-26	0	-7	-11
Total Deposits	197,316	195,441	194,341	188,888	195,551	203,151	205,133	204,703	205,221	197,858	195,229	197,540
Regular Reserves	5,740	5,740	5,740	5,740	5,740	5,740	5,740	5,740	5,740	5,740	5,740	5,740
Undivid Earnings	18,858	19,105	19,218	19,520	19,801	19,650	19,903	20,109	20,190	20,465	20,718	20,942
Unreal Gain/Loss	38	38	37	49	38	31	23	37	38	45	-123	-107
Total Equity	24,636	24,883	24,995	25,310	25,579	25,421	25,666	25,886	25,969	26,251	26,335	26,575
TOTAL LIAB & EQ	223,510	221,514	220,279	215,420	222,040	229,956	231,844	231,502	231,957	225,314	222,599	224,700

FEDERAL CREDIT UNION
STATEMENT

	Sep-02	Oct-02	Nov-02	Dec-02	Jan-03	Feb-03	Mar-03	Apr-03	May-03	Jun-03	Jul-03	Aug-03
INTEREST INCOME												
INTEREST ON LOANS:												
New Vehicle	245,060	248,380	237,581	242,212	237,743	207,919	226,057	214,908	218,108	203,065	201,679	191,947
Used Car/Truck	243,894	250,094	236,819	240,682	236,445	211,545	234,137	226,380	232,565	221,566	227,521	222,852
Recreat Vehicle	29,285	28,677	28,089	28,936	28,184	25,340	27,370	25,549	25,350	23,997	24,853	24,489
Motorcycles	12,151	12,593	11,811	12,103	12,054	10,765	11,770	11,196	11,815	11,399	11,429	11,193
Other Collateral	13,645	13,567	11,653	12,013	11,682	10,110	10,962	10,054	10,302	9,504	9,545	9,301
GE Appliances	46	41	37	48	47	39	37	23	19	14	10	8
Sign Unsecured	45,460	45,623	43,956	45,660	44,926	38,527	41,236	38,664	39,582	37,772	38,491	37,493
Serviced GSL	1,553	1,397	1,234	1,533	1,279	1,277	1,564	1,246	1,231	1,512	1,050	1,175
Lines of Credit	11,245	10,974	10,685	11,018	11,087	9,489	10,229	9,539	9,374	8,433	8,385	8,164
1st Mtg Fixed	214,682	230,655	229,362	242,328	250,829	236,868	267,237	256,802	265,472	266,461	279,312	283,454
2nd Mtg Fixed	159,089	161,593	150,260	149,315	144,545	126,259	135,138	129,230	125,749	116,644	117,101	114,500
Oth Closed-In F	4,646	4,346	3,951	3,964	3,761	3,527	3,937	3,780	3,758	3,591	3,346	3,338
1st Mtg Var	1,618	1,622	1,548	1,587	1,518	1,330	1,308	1,050	1,076	1,023	1,051	1,045
Home Equity	20,393	21,281	20,599	21,133	21,691	19,619	21,360	20,750	21,409	20,870	21,953	21,840
Motor Home Lns	756	650	589	600	587	522	283	443	454	432	1,076	501
Share Secured	2,442	2,502	2,385	2,298	2,141	1,941	2,156	2,126	2,135	2,224	2,361	2,275
UPS Stock Loan	12,688	11,603	13,523	14,285	14,497	13,112	14,465	14,157	14,953	14,586	14,986	15,341
CD Secured	5,840	5,813	5,600	5,741	5,531	4,884	5,102	4,546	4,154	3,709	3,742	3,726
Coll in Proc-Li	0	0	-5	0	100	0	0	0	0	0	0	99
Serviced MTG.LN	8,270	7,348	7,898	10,276	7,158	6,621	6,271	6,871	5,149	4,931	4,890	5,264
Total Net Loans	1,032,763	1,058,758	1,017,575	1,045,730	1,035,806	929,692	1,020,620	977,312	992,654	951,732	972,779	958,006
INTEREST ON INVEST:												
Fed Natl Mtg	3,342	149	493	5,091	5,091	4,599	5,091	4,927	4,709	4,645	6,858	6,858
Fed Home Ln Bk	19,851	16,357	18,287	20,839	20,839	18,823	21,569	22,674	23,354	17,367	17,782	23,148
FED FARM CR BK	0	0	0	0	0	0	0	1,063	4,707	4,555	5,376	0
FHLB CAP STOCK	2,333	2,656	2,318	2,318	2,416	2,334	1,612	2,000	2,093	2,093	2,130	2,093
Shares Corp CUs	12,329	13,428	8,539	12,174	5,596	10,616	14,253	14,011	13,088	9,817	8,033	6,493
Capital in Corp	3,206	3,174	2,872	4,709	2,504	1,555	1,509	1,316	1,444	1,436	1,255	1,269
Share in CUSO	-1,817	1,781	1,816	1,807	317	-737	-429	972	3,156	2,662	1,778	2,465
INVEST IN CUSC	0	0	1,041	13	0	0	1,125	0	0	1,703	857	0
Austin BK Inv	101	148	123	99	75	76	64	86	77	48	0	0
United Comm. Bk	418	546	402	403	489	450	377	351	428	379	405	302
Regions Bk-MM	157	315	103	78	55	65	57	88	73	44	46	33
Bank of KY-MM	138	191	0	46	0	0	0	0	0	0	0	0
M-M Jumbo Cert	37,306	38,550	33,925	28,024	27,802	25,691	31,397	32,559	32,938	29,659	26,516	23,424
Deposit NCUSIF	0	0	0	0	0	0	0	0	0	0	0	0
Total Investment	77,366	77,296	69,920	75,600	65,185	63,471	76,625	80,047	86,065	74,407	71,034	66,084
TOT INT INCOME	1,110,129	1,136,053	1,087,495	1,121,331	1,100,991	993,163	1,097,245	1,057,359	1,078,719	1,026,140	1,043,813	1,024,090

FEDERAL CREDIT UNION
INCOME STATEMENT

	Sep-02	Oct-02	Nov-02	Dec-02	Jan-03	Feb-03	Mar-03	Apr-03	May-03	Jun-03	Jul-03	Aug-03
INTEREST EXPENSE:												
Int on Borr Frnds	0	0	0	41	0	0	0	50	0	0	0	0
DIVIDEND EXPENSE:												
Reg Savings	83,802	86,276	83,834	74,376	73,983	56,095	64,230	63,139	65,242	55,091	56,297	56,672
Share Draft	531	0	0	0	0	0	0	0	0	0	0	0
Share Draft-INTB	0	621	826	1,001	1,004	1,054	1,274	1,285	1,369	1,123	1,120	1,146
Money Mkt.Acct.	14,659	15,340	14,179	13,621	13,617	11,775	11,710	11,358	11,931	10,965	10,853	10,675
IRA Savings	2,345	2,426	2,482	2,383	2,498	1,716	1,779	1,693	1,750	1,459	1,468	1,452
Misc Savings	2,235	2,249	2,118	1,865	1,909	1,475	1,755	1,695	1,765	1,640	1,721	1,739
Vac Savings	821	806	770	676	654	518	707	685	725	601	637	601
Xmas Savings	2,309	2,490	650	328	395	433	679	827	1,011	989	1,140	1,260
6 Mo CD's	10,043	9,872	9,269	8,248	7,020	6,021	5,991	5,652	6,022	5,674	6,523	5,888
6 Mo IRA	871	921	870	832	760	661	574	412	374	159	309	325
1 Yr IRA	8,146	8,286	7,941	7,952	7,571	6,350	6,551	5,571	5,241	4,304	4,283	4,087
1 Yr IRA 21st C	100	102	99	103	102	45	50	48	50	49	50	50
2 Yr IRA	11,689	11,970	11,316	11,339	11,045	9,105	8,851	6,954	6,303	5,553	5,551	5,237
2 Yr IRA 21st C	528	548	519	529	528	478	425	203	138	23	24	24
2Yr Step-UP IRA	19,409	15,563	12,203	11,062	11,446	5,154	8,229	8,090	8,575	8,234	8,853	9,616
2Yr IRA KID CD	17	17	17	23	1	20	31	34	35	34	34	36
35 Mo. Aniv.IRA	9,609	9,941	9,650	9,923	9,698	8,026	8,569	8,156	7,176	4,831	2,054	1,108
4 Yr IRA	26,452	29,448	30,000	31,266	31,158	33,081	43,034	50,748	58,927	57,142	59,385	59,496
5 Yr IRA	4,943	4,614	4,445	4,603	4,583	4,184	4,571	4,115	4,260	3,617	3,534	3,444
1 Year	16,974	17,079	15,290	15,113	14,671	12,633	12,551	11,761	11,173	9,096	8,311	8,168
1 Yr 21st Cent.	1,110	1,148	1,113	1,153	1,156	420	441	360	408	364	376	391
2 Year	35,207	36,694	36,060	34,881	33,425	26,734	25,830	22,214	20,428	18,191	19,173	18,603
2 Yr 21st Cent	776	804	780	731	796	721	801	777	805	753	720	725
2YR Step-UP	67,812	58,649	46,162	43,872	41,929	30,890	38,190	38,219	42,392	41,746	45,032	48,404
2Yr KID Cert	5,529	5,911	5,050	5,326	5,200	4,516	5,070	4,851	4,883	4,669	4,916	4,913
35 Mo. Aniv CD	5,468	5,509	5,492	5,231	4,694	2,970	2,976	2,779	2,562	1,648	711	461
30 Month	11,039	11,591	11,217	11,591	11,778	9,921	11,655	11,457	11,808	10,819	8,420	641
4 Year	12,941	15,207	16,537	17,595	17,517	15,437	17,433	17,985	17,887	16,669	16,944	16,443
5 Year	1,076	736	989	1,024	1,021	920	1,021	817	810	478	322	276
Sub Certificates	249,737	244,611	225,020	222,395	216,100	178,267	202,844	201,202	210,256	194,052	195,525	188,336
Total Deposits	356,441	354,819	329,880	316,645	310,160	251,334	284,978	281,885	294,049	265,920	268,762	261,881
TOT INT EXPENSE	356,441	354,819	329,880	316,686	310,160	251,334	284,978	281,935	294,049	265,920	268,762	261,881
NET INT INCOME	753,689	781,234	757,615	804,644	790,831	741,829	812,267	775,424	784,670	760,220	775,052	762,210

**X FEDERAL CREDIT UNION
...COME STATEMENT**

	Sep-02	Oct-02	Nov-02	Dec-02	Jan-03	Feb-03	Mar-03	Apr-03	May-03	Jun-03	Jul-03	Aug-03
Oth Fees & Chg	150,396	190,385	162,205	183,833	171,498	133,268	146,908	154,752	203,046	205,152	250,349	213,023
Gain(Loss)Loans	0	0	0	0	0	0	0	0	0	0	0	0
Misc Income	80,400	86,024	82,521	94,982	81,115	77,023	84,683	100,567	87,009	84,005	92,636	75,654
TOT OTHER INCOME	230,796	276,409	244,726	278,815	252,613	210,291	231,591	255,319	290,055	289,158	342,986	288,677
TOT GROSS INCOME	1,340,925	1,412,462	1,332,221	1,400,146	1,353,604	1,203,454	1,328,836	1,312,678	1,368,774	1,315,298	1,386,799	1,312,767
OPERATING EXPENSE												
Salary	297,645	292,912	367,096	236,550	276,520	303,158	288,968	294,867	433,957	292,652	279,951	289,554
Contract Labor	1,402	3,556	1,668	174	72	180	0	39	104	90	459	689
Tot Compensation	299,047	296,468	368,764	236,724	276,592	303,338	288,968	294,906	434,060	292,742	280,410	290,242
Pension Plan	37,155	36,990	36,994	36,858	39,052	37,698	37,656	37,591	40,581	37,693	37,790	38,940
Soc Sec Taxes	21,458	21,063	26,564	17,442	20,896	21,190	21,597	21,510	31,640	22,022	21,514	21,305
Unemploy Taxes	274	246	350	481	5,971	4,271	2,914	13,015	1,873	747	371	427
Oth Employ Bene	20,766	26,836	28,279	32,442	30,066	30,197	31,804	33,274	29,300	32,489	32,037	36,186
Tot Empl Benef	79,652	85,134	92,186	87,224	95,985	93,355	93,971	105,390	103,394	92,950	91,711	96,858
Travel & Conf	19,104	19,180	15,278	17,120	17,415	16,479	17,034	22,312	17,265	20,447	17,890	18,966
Assoc Dues	2,739	2,639	4,079	2,959	2,663	2,360	2,708	2,465	2,035	1,705	2,128	2,358
Rent Off Space	8,659	8,581	8,659	10,579	13,008	10,861	11,405	10,848	10,144	10,951	10,947	11,447
Maint of Bldg	7,027	8,158	6,740	6,902	6,744	6,816	6,690	8,392	6,341	6,688	6,320	7,829
Maint of Ground	2,634	2,237	3,147	5,705	3,491	3,856	2,338	5,195	3,628	4,066	2,713	1,872
Utilities	6,624	6,533	4,510	6,340	6,166	7,603	7,159	5,174	4,911	6,806	5,467	6,166
Depr-Bldg	16,468	16,498	16,498	16,498	16,503	16,503	16,503	16,635	16,656	14,954	14,954	14,954
Depr-Land Impv	196	196	196	196	196	196	196	196	196	196	196	196
Amort-Leasehd	2,108	2,188	2,241	2,241	2,241	2,241	2,241	2,241	2,180	2,180	2,180	2,180
Real Estate Tax	6,208	6,208	6,208	-995	5,875	5,875	5,875	5,875	5,875	5,875	5,875	5,875
Tot Off Occ Exp	49,924	50,600	48,201	47,467	54,225	53,952	52,408	54,556	49,931	51,716	48,653	50,519
Communication	76,497	46,568	39,904	82,893	41,298	36,889	46,661	46,411	44,549	47,779	32,951	35,978
Rental- F&E	4,758	1,614	3,536	4,907	2,545	4,093	4,444	4,856	4,873	5,623	3,513	2,719
Maint- F&F	2,217	5,185	2,329	8,685	7,383	5,764	3,666	5,210	3,483	4,226	3,896	2,936
Stat & Supplie	22,453	24,599	26,253	18,236	12,874	18,581	17,936	17,490	20,770	12,140	24,794	16,781
Insurance	6,998	6,913	6,997	7,047	6,891	6,490	6,550	6,490	6,832	6,832	6,832	6,832
Depr-F&F	39,016	39,472	39,103	39,219	39,124	39,849	40,717	42,922	42,477	39,419	38,771	38,537
Amort-Software	9,906	9,953	9,953	9,943	9,999	10,108	10,575	11,479	11,353	11,250	11,299	6,032
Service Contrac	21,177	15,894	18,574	18,306	18,818	19,906	19,984	20,395	21,021	20,460	20,478	21,946
Bank Charges	4,558	4,828	4,803	4,670	4,643	4,651	4,804	5,118	5,106	5,492	4,997	4,462
Tot Off Oper Exp	187,581	155,026	151,453	193,906	143,577	146,331	155,336	160,372	160,464	153,220	147,531	136,224

**WALKER FEDERAL CREDIT UNION
INCOME STATEMENT**

	Sep-02	Oct-02	Nov-02	Dec-02	Jan-03	Feb-03	Mar-03	Apr-03	May-03	Jun-03	Jul-03	Aug-03
Mkt & Promo	34,212	43,841	41,926	40,525	22,349	21,134	36,273	33,542	43,619	29,207	39,307	28,423
Collection	3,768	2,972	6,601	3,014	1,458	3,903	1,434	2,741	2,057	2,097	2,587	3,130
Record/Oth Ln	2,002	1,303	-4,227	-6,750	974	-2,648	4,305	-4,802	15,498	3,114	3,582	-4,560
Lending Ctr Fee	2,482	2,421	2,305	2,233	2,164	2,136	2,090	2,065	2,008	1,947	1,875	1,808
Indirect Lending	11,909	12,016	13,260	12,453	12,267	12,359	12,498	12,444	12,598	12,699	12,789	12,921
Credit Reports	9,130	8,293	7,175	7,814	5,959	6,426	6,572	7,138	8,374	6,442	7,765	8,036
VISA Expense	75	69	71	72	269	71	69	68	380	76	69	68
Tot Loan Serv	29,364	27,075	25,184	18,837	23,092	22,246	26,968	19,654	40,916	26,375	28,667	21,403
Legal Fees	329	0	289	255	0	0	73	255	81	95	289	1,675
Audit Fees	3,913	3,413	3,838	4,713	3,683	2,683	3,683	4,183	3,000	4,425	2,500	3,000
Acct Services	2,885	4,493	2,873	93	3,491	2,936	1,940	2,234	2,043	2,124	3,910	2,479
Oth Prof Outs	102,699	97,684	93,591	98,483	94,541	94,801	91,024	97,554	108,835	97,538	98,191	98,175
Shared Br Fee	8,599	8,933	8,326	9,115	8,546	7,752	8,142	8,612	8,369	8,735	7,721	8,289
Tot Prof & Outs	118,424	114,523	109,417	112,658	110,261	108,171	104,862	112,839	122,328	112,916	112,611	113,619
PROV FOR LOAN LS	0	0	0	0	0	0	0	0	0	32,314	51,527	35,499
ATM/SD LOSSES	3,785	-529	6,222	5,217	5,891	44	2,025	3,358	4,934	9,153	19,908	18,643
Tot Prov for Los	3,785	-529	6,222	5,217	5,891	44	2,025	3,358	4,934	41,467	71,435	54,142
Life Sav Ins	4,309	517	5,597	3,995	2,203	2,640	3,001	7,549	2,555	977	6,631	4,019
Claim Draft Fee	621	295	731	594	439	477	508	899	470	334	820	596
Tot Member Ins	4,929	812	6,328	4,589	2,642	3,117	3,509	8,449	3,025	1,311	7,452	4,614
Fed Oper Fee	4,117	4,117	4,117	4,117	4,167	4,167	4,088	4,088	4,088	4,087	4,088	4,087
Cash Over/Short	356	3,116	36	68	484	1,371	-546	224	419	172	844	-31
Annual Meeting	244	244	244	244	417	367	383	403	403	403	403	403
Misc Oper Exp	2,710	3,811	7,049	2,770	2,900	2,668	2,216	4,079	3,923	3,226	4,308	4,814
SUBTOT OPER EXP	836,188	806,057	880,484	774,425	762,660	779,100	790,203	826,637	990,804	831,944	857,438	826,641
(Gain)Loss Inv	0	0	0	0	0	0	0	0	0	0	0	0
(Gain)Loss Disp	5,456	4,585	8,949	6,376	416	0	1,231	-2,070	2,442	-57,167	7,702	624
Extraord Gain/L	0	0	0	0	0	0	0	0	0	0	0	0
Tot Non-Op Incl	5,456	4,585	8,949	6,376	416	0	1,231	-2,070	2,442	-57,167	7,702	624
TOT OPER EXP	841,646	810,642	889,433	780,800	763,076	779,099	791,433	824,565	993,244	742,462	813,612	791,767
NET INCOME	142,839	247,002	112,909	302,659	280,369	173,021	252,425	206,178	81,481	274,802	252,899	223,621

PARK FEDERAL CREDIT UNION
Month Ended AUGUST 2003

PERCENT OF 2003 BUDGET	Y-T-D ACTUAL	Y-T-D BUDGET	PERCENT OF ACT. TO BUD.	2003 BUDGET
Net Loans	7,838,603	8,188,009	95.73%	12,282,349
Total Investments	582,917	613,247	95.05%	881,950
TOTAL INTEREST INCOME	8,421,520	8,801,255	95.69%	13,164,298
TOTAL INTEREST EXPENSE	2,219,018	2,567,293	86.43%	3,882,086
NET INTEREST INCOME	6,202,502	6,233,963	99.50%	9,282,213
OTHER INCOME:				
Other Fees and Charges	1,477,997	1,393,448	106.07%	2,090,175
Misc Income	682,692	684,776	99.70%	1,027,169
TOTAL OTHER INCOME	2,160,689	2,078,224	103.97%	3,117,344
EXPENSES:				
Total Compensation	2,461,258	2,584,048	95.25%	3,952,000
Total Employee Benefits	773,615	764,624	101.18%	1,146,960
Travel & Conference	147,808	180,000	82.12%	270,000
Association Dues	18,420	19,208	95.90%	28,815
Total Office Occupance Expense	415,961	390,760	106.45%	586,156
Total Office Operating Expense	1,203,053	1,223,008	98.37%	1,834,544
Marketing & Promotions	253,854	299,334	84.81%	455,000
Total Loan Services	209,321	225,256	92.93%	337,900
Total Prof & Outside	897,608	940,880	95.40%	1,411,350
Provision for Losses	63,955	46,664	137.06%	70,000
Total Member Insurance	34,118	41,816	81.59%	62,730
Federal Operating Fee	32,858	34,600	94.97%	51,900
Cash Over/Short	2,937	5,328	55.12%	8,000
Annual Meeting	3,179	3,328	95.52%	5,000
Misc Operating Expense	28,134	26,664	105.51%	40,000
SUBTOTAL OPERATING EXPENSE	6,546,079	6,785,518	96.47%	10,260,355
(Gain)/Loss Investments	0	0	0.00%	0
(Gain)/Loss Disp-Assets	-46,822	0	0.00%	0
Extraordinary Gain/Loss	0	0	0.00%	0
Total Non-Op Inc/Loss	-46,822	0	0.00%	0
PROVISION FOR LOAN LOSSES	119,340	100,000	119.34%	300,000
NET INCOME	1,744,594	1,426,669	122.28%	1,839,202

**FOOTNOTES TO THE FINANCIAL STATEMENTS
AUGUST 2003**

INCOME STATEMENT:

1. OTHER FEES & CHARGES

The NSF fee income was down from July's high.

2. MISC. INCOME

The interchange income we receive from MasterCard was cut by 33% due to a lawsuit by Wal-Mart and other merchants against Visa and MasterCard. That equates to about \$20,000 a month cut from our interchange.

3. ATM/SHARE DRAFT LOSSES

Share Draft charge-offs were high for another month due to the courtesy overdraft program and \$3,000 was from a fraudulent check.

**PARK FEDERAL CREDIT UNION
INCOME STATEMENT VARIANCE REPORT**

TOT INT INCOME	1,024,090	1,152,019	-127,929	8,421,520	9,081,871	-660,351
TOT INT EXPENSE	261,881	370,963	109,082	2,219,018	3,157,936	938,919
NET INT INCOME	762,210	781,057	-18,847	6,202,502	5,923,934	278,568
Oth Fees & Chrg	213,023	151,127	61,896	1,477,997	1,216,799	261,198
Gain(Loss)Loans	0	0	0	0	50,000	-50,000
Misc Income	75,654	84,904	-9,250	682,692	706,301	-23,608
TOT OTHER INCOME	288,677	236,031	52,646	2,160,689	1,973,100	187,590
Tot Compensation	290,242	359,782	69,539	2,461,258	2,621,248	159,989
Tot Empl Benef	96,858	96,139	-719	773,615	765,176	-8,439
Travel & Conf	18,966	14,632	-4,335	147,808	161,685	13,877
Assoc Dues	2,358	3,714	1,357	18,420	24,369	5,949
Tot Off Occ Exp	50,519	50,152	-368	415,961	385,232	-30,728
Tot Off Oper Exp	136,224	158,075	21,851	1,203,053	1,290,504	87,451
Marketing & Promo	28,423	31,239	2,816	253,854	252,261	-1,594
Tot Loan Serv	21,403	27,653	6,251	209,321	225,208	15,887
Tot Prof & Outsd	113,619	118,110	4,491	897,608	927,249	29,642
Prov for Losses	18,643	10,253	-8,390	63,955	56,483	-7,473
Tot Member Ins	4,614	4,458	-157	34,118	51,312	17,194
Fed Oper Fee	4,087	4,117	30	32,858	32,621	-238
Cash Over/Short	-31	870	900	2,937	10,767	7,830
Annual Meeting	403	244	-159	3,179	3,093	-86
Misc Oper Exp	4,814	2,134	-2,681	28,134	20,135	-8,000
SUBTOT OPER EXP	791,142	881,572	90,426	6,546,079	6,827,343	281,261
(Gain)Loss Inv	0	0	0	0	0	0
(Gain)Loss Disp	624	2,705	2,081	-46,822	1,032	47,854
Extraord Gain/L	0	0	0	0	0	0
Tot Non-Op Inc/L	624	2,705	2,081	-46,822	1,032	47,854
PROV FOR LOAN LS	35,499	15,000	-20,499	119,340	120,000	660
NET INCOME	223,622	117,811	105,807	1,744,594	948,659	795,933

PARK FEDERAL CREDIT UNION

CHANGES IN CREDIT UNION EQUITY

AUGUST 2003

SHARES OUTSTANDING		
BEGINNING BALANCE	\$195,229,019	
NET CHANGE	\$2,310,759	
ENDING BALANCE		\$197,539,778
UNDIVIDED EARNINGS		
BEGINNING BALANCE	\$20,717,997	
MONTHLY NET PROFIT (LOSS)	\$223,621	
ENDING BALANCE		\$20,941,618
UNREALIZED INVESTMENT GAINS (LOSS)		(\$106,899)
REGULAR RESERVE		
BEGINNING BALANCE	\$5,740,234	
ALLOWANCE FOR LOAN LOSS	\$909,696	
ENDING BALANCE		\$6,649,930
RESERVE FOR CONTINGENCIES		<u>\$0</u>
TOTAL MEMBER EQUITY		<u><u>\$225,024,427</u></u>
MONTHLY CHANGE IN EQUITY		\$2,543,128

Proposed 2005 M&E Expenses by Month

Ads	January	February	March	April	May	June	July	August	September	October	November	December
Auto												
Newspaper					1,910		1,910					
TV					2,100		2,100					
Radio	35,428				35,428							
Direct Mail	14,500				14,500		14,500					
Outdoor							9,800					
Banner	2,000				2,000		2,000					
IRA												
Newspaper		5,010										
Radio												
Direct Mail		9,200										
Outdoor												
Share Certificate												
Newspaper											7,910	
Checking												
Newspaper			1,910						9,945			
TV			2,100						25,000			
Radio			20,428						39,856			
Direct Mail			10,000						10,000			
Outdoor			15,000									
Banner			2,000						2,000			
Home Equity												
Newspaper				10,910				10,910				
TV				29,600				20,000				
Radio				42,356								
Direct Mail				10,000				10,000				
Outdoor				6,000								
Banner				2,000				2,000				
Student Chk												
Newspaper			400									
Direct Mail			2,000									
Newsletter	550						550			550		
First Mortgage												
Newspaper						2,400						
Direct Mail						10,000						
Subtotal	52478	14210	53838	101416	55938	12400	30860	42910	86801	550	7910	

(b)(8)

(b)(8)

Park Federal Credit Union is very sound in its financial position. The credit union is expecting to end year 2003 with a net worth of 11.95%. Even with the anticipated change in the charter, credit union management expects the net worth not to fall below, or remain at 11%.

The credit union will undergo a core in-house computer processing change in January 2004. This change will enable the credit union to meet the ever changing needs of its members now, and in the future.


(b)(8)

(b)(4)


(b)(8)

(b)(8)

(b)(8)



Program: CDFI Program
Applicant Name:



- Geographic Unit Meets CDFI Investment Area Criteria
- Economic Development and Housing Hot Zone
(Also Qualifies as an Investment Area)
- Housing Hot Zone Criteria
(Also Qualifies as an Investment Area)
- Economic Development Hot Zone Criteria
(Also Qualifies as an Investment Area)
- Geographic Unit Does Not Meet CDFI Investment Area Criteria
- Selected Area
- Deselected Area

Source: U.S. Bureau of the Census, 2000

STATE : KY; COUNTY CODE : 111

Investment Area/Hot Zone Worksheet

Applicant Name: _____

count is:

Column A	Column B	Column C	Column D	Column E	Column F	Column G	Column H	Column I	Column J	Column K	Column L	Column M	Column N	Column O	Column P	Column Q
Geographic Unit			Population	Poverty			Median Family Income			Unemployment			Hot Zones			
State Code	Geographic Unit	Geog. Unit Code	Total Population	No. of Persons for whom Poverty Status is Determined	No. of Persons with Income Below Poverty	% Persons Below Poverty Level (1999)	MA or Non-MA Median Family Income (1999)	Geog. Unit Median Family Income (1999)	% National Unempl. Rate	Geog. Unit Unempl. Rate %	Geog. Unit to National Unempl.	Economic Development Hot Zone	Housing Hot Zone			
21	Tract	000200	3390	3180	1103	35	49774	31140	63	5.8	14.7	2.5	Y	Y		
21	Tract	000300	3148	3123	876	28	49774	26108	52	5.8	12.2	2.1	Y	Y		
21	Tract	000400	5090	5058	1368	27	49774	31311	63	5.8	9.5	1.6	Y	Y		
21	Tract	000600	1818	1818	948	52	49774	16678	34	5.8	10.9	1.9				
21	Tract	000700	3026	3007	640	21	49774	29700	60	5.8	13.1	2.3	Y	Y		
21	Tract	000800	2405	2366	531	22	49774	35109	71	5.8	7.9	1.4				
21	Tract	000900	2260	2252	464	21	49774	36643	74	5.8	13.7	2.4				
21	Tract	001000	2978	2978	1276	43	49774	21250	43	5.8	11.5	2	Y	Y		
21	Tract	001100	3673	3655	880	24	49774	27888	56	5.8	10.5	1.8	Y	Y		
21	Tract	001200	3136	3122	771	25	49774	31932	64	5.8	10	1.7	Y	Y		
21	Tract	001400	1452	1433	408	28	49774	24773	50	5.8	7.2	1.2				
21	Tract	001500	3042	3033	939	31	49774	26087	52	5.8	11.5	2	Y	Y		
21	Tract	001600	3095	3076	665	22	49774	31958	64	5.8	9.8	1.7	Y	Y		
21	Tract	001700	2612	2599	935	36	49774	23846	48	5.8	16.4	2.8	Y	Y		
21	Tract	001800	1798	1798	828	46	49774	17045	34	5.8	17.3	3				
21	Tract	002100	3041	3028	903	30	49774	25813	52	5.8	9.9	1.7	Y	Y		
21	Tract	002300	2619	2603	1147	44	49774	18453	37	5.8	17.3	3	Y	Y		
21	Tract	002400	5405	5376	2442	45	49774	19245	39	5.8	19.4	3.3	Y	Y		
21	Tract	002700	3424	3315	1484	45	49774	18945	38	5.8	10.2	1.8	Y	Y		
21	Tract	002800	1948	1932	437	23	49774	25885	52	5.8	6.6	1.1				
21	Tract	003500	1937	1851	1383	75	49774	7770	16	5.8	32.7	5.6				
21	Tract	003600	5207	5194	1064	20	49774	32338	65	5.8	6	1				
21	Tract	003700	2057	2052	602	29	49774	25100	50	5.8	10.9	1.9				
21	Tract	003800	4119	4103	895	22	49774	35469	71	5.8	7.7	1.3				
21	Tract	003900	4220	4197	736	18	49774	32849	66	5.8	4.8	0.8				
21	Tract	004000	1828	1825	350	19	49774	31724	64	5.8	6.3	1.1				
21	Tract	004100	2757	2740	635	23	49774	29583	59	5.8	3.3	0.6			Y	
21	Tract	004301	4338	4306	1514	35	49774	21352	43	5.8	11.7	2	Y	Y		
21	Tract	004302	3555	3537	2148	61	49774	9976	20	5.8	32.3	5.6	Y	Y		
21	Tract	004400	4330	4296	404	9	49774	39479	79	5.8	3.1	0.5				
21	Tract	004500	3299	3188	343	11	49774	39818	80	5.8	6	1				
21	Tract	004900	2553	1700	556	33	49774	33000	66	5.8	12.7	2.2	Y	Y		
21	Tract	005000	1885	1651	450	27	49774	34063	68	5.8	10.5	1.8				

21	Tract	005100	3323	3258	1203	37	49774	25956	52	5.8	7.2	1.2		Y
21	Tract	005200	3428	3420	669	20	49774	40313	81	5.8	4	0.7		
21	Tract	005300	2279	1050	386	37	49774	32083	64	5.8	24	4.1		
21	Tract	005600	4611	4589	1276	28	49774	27854	56	5.8	6.6	1.1		Y
21	Tract	005900	5071	4968	2865	58	49774	10639	21	5.8	19.1	3.3	Y	Y
21	Tract	006200	2418	2374	1313	55	49774	13295	27	5.8	24.4	4.2		
21	Tract	006300	2207	2168	291	13	49774	29907	60	5.8	3.6	0.6		
21	Tract	006500	3423	3387	1271	38	49774	25074	50	5.8	17.5	3	Y	Y
21	Tract	006600	2379	2367	723	31	49774	26196	53	5.8	10.6	1.8		
21	Tract	006800	2299	2299	283	12	49774	37557	75	5.8	4.6	0.8		
21	Tract	006900	2323	2317	393	17	49774	37417	75	5.8	7.7	1.3		
21	Tract	007100	4665	4654	1091	23	49774	36736	74	5.8	9.1	1.6	Y	Y
21	Tract	007400	2001	1904	264	14	49774	33269	67	5.8	5.6	1		
21	Tract	007601	1952	1952	136	7	49774	40000	80	5.8	5.3	0.9		
21	Tract	007602	3620	3496	490	14	49774	33458	67	5.8	4.1	0.7		Y
21	Tract	008100	3234	3083	606	20	49774	31859	64	5.8	6.6	1.1		Y
21	Tract	009000	6552	6532	651	10	49774	39589	80	5.8	4.5	0.8		
21	Tract	009103	1746	1746	210	12	49774	30221	61	5.8	9.1	1.6		
21	Tract	011002	5156	4980	1124	23	49774	31477	63	5.8	10.5	1.8	Y	Y
21	Tract	011200	5039	4966	749	15	49774	36136	73	5.8	3.7	0.6		Y
21	Tract	011302	7278	7170	1775	25	49774	31061	62	5.8	14	2.4	Y	Y
21	Tract	011403	1918	1916	187	10	49774	37708	76	5.8	2.6	0.4		
21	Tract	011404	3516	3499	588	17	49774	29107	58	5.8	8	1.4		Y
21	Tract	011405	5448	5261	916	17	49774	38159	77	5.8	9	1.6		Y
21	Tract	011800	3498	3492	381	11	49774	39122	79	5.8	9.8	1.7		
21	Tract	011901	3292	3264	645	20	49774	33261	67	5.8	7.1	1.2		
21	Tract	011904	2605	2590	266	10	49774	34949	70	5.8	5.6	1		Y
21	Tract	011906	3465	3451	548	16	49774	34519	69	5.8	6	1		Y
21	Tract	012002	5380	5354	850	16	49774	39769	80	5.8	4.3	0.7		
21	Tract	012104	3782	3741	691	18	49774	31968	64	5.8	5.7	1		Y
21	Tract	012408	2453	2435	386	16	49774	37656	76	5.8	5.7	1		
21	Tract	012501	2440	2320	320	14	49774	34432	69	5.8	6	1		
21	Tract	012502	5164	5126	570	11	49774	39663	80	5.8	5.9	1		
21	Tract	012701	4051	4015	743	19	49774	31875	64	5.8	10.7	1.8		Y
21	Tract	012702	2243	2232	247	11	49774	35846	72	5.8	4.1	0.7		
21	Tract	012801	3475	3468	602	17	49774	38224	77	5.8	7.2	1.2		
21	Tract	012802	2574	2556	641	25	49774	29188	59	5.8	6.7	1.2		Y
	Total		231753	226792	56475	25	49774	30774	62	5.8	9.2	1.6		

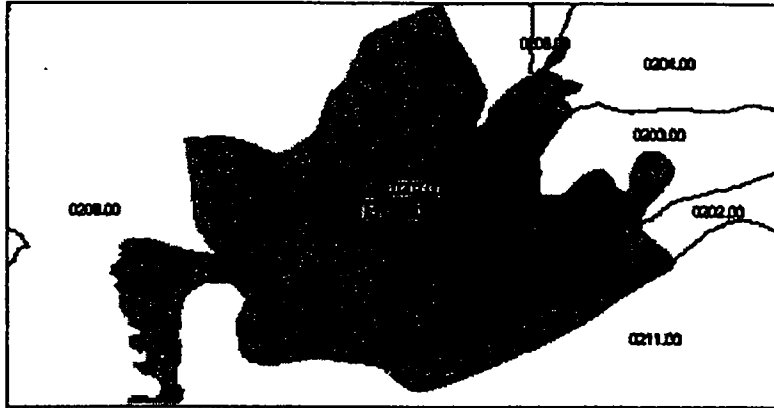
Total Population of Geographic Units that do not meet the distress criteria (if any) 0








Percent of Total Population in Geographic Units not meeting distress criteria 0.00%

STATE : KY; COUNTY CODE : 111

Source: U.S. Bureau of the Census, 2000 Census

Program: CDFI Program
Applicant Name:



-  Geographic Unit Meets CDFI Investment Area Criteria
-  Economic Development and Housing Hot Zone
(Also Qualifies as an Investment Area)
-  Housing Hot Zone Criteria
(Also Qualifies as an Investment Area)
-  Economic Development Hot Zone Criteria
(Also Qualifies as an Investment Area)
-  Geographic Unit Does Not Meet CDFI Investment Area Criteria
-  Selected Area
-  Deselected Area

STATE : KY; COUNTY CODE : 029

Source: U.S. Bureau of the Census, 2000

Investment Area/Hot Zone Worksheet

Applicant Name: _____

count is :

Column A	Column B	Column C	Column D	Column E	Column F	Column G	Column H	Column I	Column J	Column K	Column L	Column M	Column N	Column O	Column P	Column Q
Geographic Unit			Population	Poverty			Median Family Income			Unemployment			Hot Zones			
State Code	Geographic Unit	Geog. Unit Code	Total Population	No. of Persons for whom Poverty Status is Determined	No. of Persons with Income Below Poverty	% Persons Below Poverty Level (1999)	MA or Non-MA Median Family Income (1999)	Geog. Unit Median Family Income (1999)	% Geog. Unit to MA or Non-MA Median Family Income	National Unempl. Rate %	Geog. Unit Unempl. Rate %	Geog. Unit to National Unempl. %	Economic Development Hot Zone	Housing Hot Zone		
21	Tract	020700	6593	6497	1185	18	49774	38894	78	5.8	3.6	0.6		Y		
	Total		6593	6497	1185	18	49774	38894	78	5.8	3.6	0.6				


Total Population of Geographic Units that do not meet the distress criteria (if any) 0

Percent of Total Population in Geographic Units not meeting distress criteria 0.00%

STATE : KY; COUNTY CODE : 029

Source: U.S. Bureau of the Census, 2000 Census

Program: CDFI Program
Applicant Name:



- Geographic Unit Meets CDFI Investment Area Criteria
- Economic Development and Housing Hot Zone
(Also Qualifies as an Investment Area)
- Housing Hot Zone Criteria
(Also Qualifies as an Investment Area)
- Economic Development Hot Zone Criteria
(Also Qualifies as an Investment Area)
- Geographic Unit Does Not Meet CDFI Investment Area Criteria
- Selected Area
- Deselected Area

Source: U.S. Bureau of the Census, 2000

STATE : KY; COUNTY CODE : 211

Investment Area/Hot Zone Worksheet

Applicant Name: _____

count is:

Column A	Column B	Column C	Column D	Column E	Column F	Column G	Column H	Column I	Column J	Column K	Column L	Column M	Column N	Column O	Column P	Column Q
Geographic Unit			Population	Poverty			Median Family Income			Unemployment			Hot Zones			
State Code	Geographic Unit	Geog. Unit Code	Total Population	No. of Persons for whom Poverty Status is Determined	No. of Persons with Income Below Poverty	% Persons Below Poverty Level (1999)	MA or Non-MA Median Family Income (1999)	Geog. Unit Median Family Income (1999)	% Non-MA or MA Median Family Income	National Unempl. Rate %	Geog. Unit Unempl. Rate %	Geog. Unit to National Unempl.	Economic Development Hot Zone	Housing Hot Zone		
21	Tract	040300	7792	7488	1501	20	40490	34802	86	5.8	6.1	1.1				
	Total		7792	7488	1501	20	40490	34802	86	5.8	6.1	1				

Total Population of Geographic Units that do not meet the distress criteria (if any) 0








Percent of Total Population in Geographic Units not meeting distress criteria 0.00%

STATE : KY; COUNTY CODE : 211

Source: U.S. Bureau of the Census, 2000 Census

Program: CDFI Program
Applicant Name:



-  Geographic Unit Meets CDFI Investment Area Criteria
-  Economic Development and Housing Hot Zone
(Also Qualifies as an Investment Area)
-  Housing Hot Zone Criteria
(Also Qualifies as an Investment Area)
-  Economic Development Hot Zone Criteria
(Also Qualifies as an Investment Area)
-  Geographic Unit Does Not Meet CDFI Investment Area Criteria
-  Selected Area
-  Deselected Area

Source: U.S. Bureau of the Census, 2000

STATE : IN; COUNTY CODE : 019

Investment Area/Hot Zone Worksheet

Applicant Name: _____

count is:

Column A	Column B	Column C	Column D	Column E	Column F	Column G	Column H	Column I	Column J	Column K	Column L	Column M	Column N	Column O	Column P	Column Q
Geographic Unit			Population	Poverty			Median Family Income			Unemployment			Hot Zones			
State Code	Geographic Unit	Geog. Unit Code	Total Population	No. of Persons for whom Poverty Status is Determined	No. of Persons with Income Below Poverty	% Persons Below Poverty Level (1999)	MA or Non-MA Median Family Income (1999)	Geog. Unit Median Family Income (1999)	% Geog. Unit to MA or Non-MA Median Family Income	National Unempl. Rate %	Geog. Unit Unempl. Rate %	Geog. Unit to National Unempl. %	Economic Development Hot Zone	Housing Hot Zone		
18	Tract	050100	1727	1710	283	17	49774	37778	76	5.8	5.5	0.9				
18	Tract	050200	3516	3121	567	18	49774	35536	71	5.8	9.2	1.6		Y		
18	Tract	050303	2844	2820	302	11	49774	31520	63	5.8	4.7	0.8		Y		
18	Tract	050306	2502	2483	401	16	49774	33818	68	5.8	6.6	1.1		Y		
18	Tract	050504	3293	3194	480	15	49774	33314	67	5.8	5.6	1		Y		
18	Tract	050902	4462	4380	375	9	49774	39557	79	5.8	7.7	1.3				
	Total		18344	17708	2408	14	49774	35458	71	5.8	6.8	1.2				

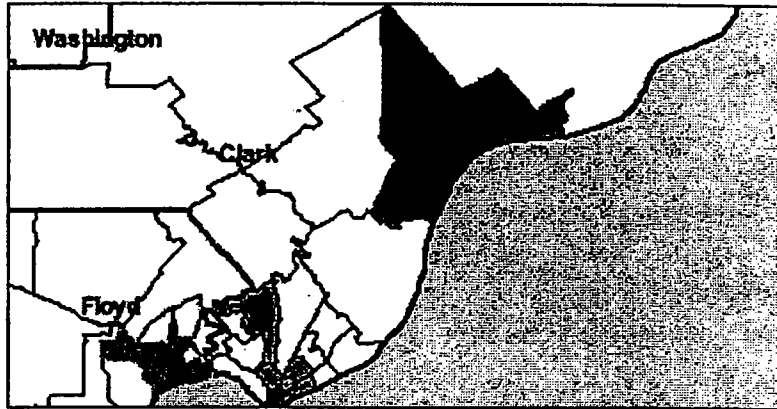
Total Population of Geographic Units that do not meet the distress criteria (if any) 0








Percent of Total Population in Geographic Units not meeting distress criteria 0.00%

STATE : IN; COUNTY CODE : 019

Source: U.S. Bureau of the Census, 2000 Census

Program: CDFI Program
Applicant Name:



-  Geographic Unit Meets CDFI Investment Area Criteria
-  Economic Development and Housing Hot Zone
(Also Qualifies as an Investment Area)
-  Housing Hot Zone Criteria
(Also Qualifies as an Investment Area)
-  Economic Development Hot Zone Criteria
(Also Qualifies as an Investment Area)
-  Geographic Unit Does Not Meet CDFI Investment Area Criteria
-  Selected Area
-  Deselected Area

Source: U.S. Bureau of the Census, 2000

STATE : IN; COUNTY CODE : 043

Investment Area/Hot Zone Worksheet

Applicant Name: _____

count is:

Column A	Column B	Column C	Column D	Column E	Column F	Column G	Column H	Column I	Column J	Column K	Column L	Column M	Column N	Column O	Column P	Column Q
Geographic Unit		Population	Poverty			Median Family Income			Unemployment			Hot Zones				
State Code	Geographic Unit	Geog. Unit Code	Total Population	No. of Persons for whom Poverty Status is Determined	No. of Persons with Income Below Poverty	% Persons Below Poverty Level (1999)	MA or Non-MA Median Family Income (1999)	Geog. Unit Median Family Income (1999)	% Geog. Unit to MA or Non-MA Median Family Income	National Unempl. Rate %	Geog. Unit Unempl. Rate %	Geog. Unit to National Unempl.	Economic Development Hot Zone	Housing Hot Zone		
18	Tract	070200	2080	2065	468	23	49774	28359	57	5.8	4.7	0.8				
18	Tract	070400	3007	2994	603	20	49774	34107	69	5.8	5.9	1		Y		
18	Tract	070500	3091	2848	638	22	49774	32500	65	5.8	8.6	1.5				
18	Tract	070700	2574	2508	575	23	49774	32955	66	5.8	2.9	0.5		Y		
18	Tract	070801	3517	3350	1420	42	49774	18571	37	5.8	7.7	1.3		Y		
18	Tract	070902	1741	1741	278	16	49774	31157	63	5.8	7.6	1.3				
	Total		16010	15506	3982	26	49774	29012	58	5.8	6.3	1.1				

Total Population of Geographic Units that do not meet the distress criteria (if any) 0

Percent of Total Population in Geographic Units not meeting distress criteria 0.00%

STATE : IN; COUNTY CODE : 043

Source: U.S. Bureau of the Census, 2000 Census

Groups outside of Community Charter Boundaries

Group Name	# of Employees	Current Members
Caldwell County Fiscal Court	52	3
American Fuji Seal	400	121
American Greetings	807	105
The Medical at Franklin	85	4
Warren County Clerks	28	17
Webster County Fiscal Court	85	4
Smith Bros. Trucking	65	1
Taylor County Hospital	475	47
Hancock County	50	1
Logan County	70	1
City of Sebree	9	0
Wolfe County	20	3
Atlantis Plastics	80	4
Gulf State Paper	206	64
United L & N Glass	425	56
Easy Gardner, Inc	63	14
Boulevard Distillers Importer	225	35
The Allen Co.	243	63
Bourbon Co. Fiscal Court	65	1
Council of State Gov't	150	48
AMP Georgetown	200	2
Woodford County Fiscal Court	130	11
GE Lamp Plant	650	58
Kuhlman Electric	275	55
Frankfort Regional Medical Center	550	34
City of Winchester	125	48
Concept Packaging Group	72	23
Donaldson Company, Inc	350	40
Washington Penn Plastic Co., Inc	20	1
Hoover Wire Products	250	63
Johnson Mathers Health Care	205	51
Lexington Quarry Company	33	12
Louisville Forge & Gear Works, LLC	379	51
Sargent & Greenleaf	130	58
Quest Diagnostics, Inc	180	19
TI Group Automotive Systems	42	7
CLEAR	4	1
Montgomery County Fire Dept	30	10
City of Nicholasville	130	64
Tri-State Roofing & Sheet Metal Co.	48	25
City of Mt. Sterling	39	4
City of Versailles	82	9
Wintech, Inc	195	77
Western Pacific Storage Systems	52	12
Buffalo Trace Distillery	200	34
Dr. Bizer's Vision World Optometrists	25	5
B & B Electric Company	100	4
Norman Enterprises, Inc	47	0

Blue Grass Family Health	151	9
Bryan Miller Motors	3	0
Perm Cast, LLC	120	11
Kentucky Meat & Seafood, Inc	14	0
Friendship Ford	19	0
Employee Management Services	60	0
Dutches ChevyOlds	40	0
KMS Auto Sales	9	0
Castle of Color	5	0
Asphalt Paving & Maintenance, Inc	16	3
Adams, Fraizer, Anderson, Inc	11	0
Louisville Bedding Company	1000	356
United Magazine	72	3
The Derby Cone Company	76	2
GE Financial Assurance	49	3
Appalachian Research Defense Fund	70	27
RR Crawford Engineering, Inc	12	7
Bell County Fiscal Court	105	10
Big Sandy Health Care	82	10
Ajax Magnethermic Corp	150	47

**** Groups will be notified upon approval of community charter conversion.**

(b)(8)


(b)(8)

(b)(8)


(b)(8)

(b)(8)

(b)(8)



(b)(8)



(b)(8)

(b)(8)

(b)(8)

KEY RATIOS

PEER RATIOS

Period Ending: 12/31/1998 12/31/1999 12/31/2000 12/31/2001 12/31/2001

CAPITAL ADEQUACY RATIOS

1. Net Worth / Assets (4)	9.89%	10.48%	10.97%	11.17%	10.93%
2. Total Delinquent Loans / Net Worth (4)	5.21%	5.81%	3.93%	4.39%	4.98%
3. Solvency Evaluation (2)	111.10%	111.81%	112.66%	113.05%	112.64%
4. Classified Assets / Net Worth (2,4)	7.79%	8.56%	8.38%	4.20%	5.20%

ASSET QUALITY RATIOS

5. Delinquent Loans / Loans	0.67%	0.72%	0.49%	0.65%	0.80%
6. Net Charge Offs / Average Loans (5)	0.50%	0.52%	0.34%	0.23%	0.44%
7. Fair Value / Book Value (for investments held to maturity)	NA	NA	NA	NA	100.93%
8. Accumulated Unrealized Gains or Losses on Available for Sale Securities (+ debits - credits) / Cost of Investments Available for Sale	0.28%	NA	NA	1.02%	0.12%
9. Delinquent Loans / Assets	0.52%	0.61%	0.43%	0.49%	0.50%

EARNINGS RATIOS

10. Return on Average Assets (1)	0.71%	0.63%	0.91%	1.27%	0.88%
11. Gross Income / Average Assets (1)	9.17%	8.90%	9.28%	9.28%	7.97%
12. Cost of Funds / Average Assets (1)	3.37%	2.94%	3.09%	3.10%	3.26%
13. Net Margin / Average Assets (1)	5.80%	5.96%	6.19%	6.19%	4.71%
14. Operating Expenses / Average Assets (1)	4.50%	4.84%	4.92%	4.82%	3.53%
15. Provision for Loan Losses / Average Assets (1)	0.55%	0.43%	0.35%	0.09%	0.30%
16. Interest Margin / Average Assets (1)	4.33%	4.47%	4.60%	4.14%	#REF!
17. Operating Expenses / Gross Income	49.06%	54.43%	53.05%	51.95%	44.62%
18. Fixed Assets + OREOs / Assets	2.29%	2.61%	2.38%	2.67%	2.11%
19. Net Operating Expenses / Average Assets (1)	3.47%	3.84%	3.97%	3.90%	2.84%

ASSET / LIABILITY MANAGEMENT RATIOS

20. Net Long-Term Assets / Assets	15.40%	20.87%	16.20%	19.53%	23.00%
21. Regular Shares / Total Shares & Borrowing	44.89%	46.87%	43.50%	42.83%	35.99%
22. Total Loans / Total Shares	86.42%	94.83%	101.59%	86.06%	71.42%
23. Total Loans / Total Assets	77.08%	84.20%	88.04%	75.73%	62.76%
24. Cash + Short-Term Investments / Assets (3)	19.14%	11.28%	7.51%	16.34%	19.39%
25. Total Shares, Deposits, and Borrowings / Earning Assets	94.46%	103.16%	93.17%	94.05%	92.58%
26. Borrowings/ Total Shares and Net Worth (4)	0.00%	0.00%	1.61%	0.00%	0.44%
27. Estimated Loan Maturity in Months (1)	20.6	21.0	23.9	20.4	27.4

OTHER RATIOS

28. Market (Share) Growth (1)	8.84%	-0.10%	1.50%	11.79%	15.22%
29. Net Worth Growth (1)	7.70%	6.37%	8.86%	12.11%	9.01%
30. Loan Growth (1)	3.27%	9.62%	8.73%	-5.30%	6.37%
31. Asset Growth (1)	8.80%	0.34%	4.00%	10.09%	14.24%
32. Investment Growth (1)	49.21%	-89.15%	269.35%	194.90%	42.13%

1) Exam date ratios are annualized.

2) Peer ratios are based on estimates.

3) Ratio relies on the maturity distribution of investments reported per 5300 instructions. Thus, the maturity distribution could be based on the repricing interval and not the actual maturity of the investment. The exam date ratio is calculated consistent with the prior years.

4) For all years prior to 2000, net worth includes donated equity, which is not a regulatory component of net worth.

5) Ratio is based on net charge offs over the previous 12 month period.

FINANCIAL HISTORY

Period Ending:	12/31/1997	12/31/1998	12/31/1999	12/31/2000	12/31/2001
<u>BALANCE SHEET DATA</u>					
Total Assets (Less Tot.Rev. Repos)	168,264,672	183,077,617	183,709,019	191,049,113	210,325,337
Average Assets		175,671,145	183,393,318	187,379,066	200,687,225
<u>LOAN DATA</u>					
Total Loans (Gross)	136,644,709	141,111,693	154,687,090	168,197,668	159,282,909
Average Loans		138,878,201	147,899,392	161,442,379	163,740,289
Allowance for Loan Losses	1,151,388	1,409,900	1,649,264	1,756,747	1,574,289
Delinquent Loans - Excess of 2 Months	1,602,077	944,100	1,118,853	824,515	1,031,558
Collection Problem Loans	1,151,388	1,409,900	1,649,264	1,756,747	988,201
Provision for Loan Loss Expense	946,355	960,000	780,000	660,000	190,000
Charge Off Loans (Net, Last 12 Months)	722,356	699,801	769,919	552,537	372,467
Total Real Estate Loans	39,533,691	39,466,925	46,985,625	52,665,525	60,570,853
Adj/Repricable Real Estate Loans (5 yrs)	16,970,882	18,054,480	17,086,369	28,188,018	26,910,571
Loans Granted During Period (Debits)	77,099,816	83,945,989	94,207,061	91,041,903	90,208,594
<u>CASH/INVESTMENT DATA</u>					
Cash on hand	4,271,690	4,388,187	19,366,296	3,767,480	5,143,035
Investments Greater Than 1 Year	40,000	1,097,680	2,091,070	2,146,402	8,289,244
Total Inv., Cash on Dep., Cash Equiv.	21,280,012	31,751,487	3,443,588	12,718,917	37,508,447
Fair Value of Total Investments	21,280,012	31,751,487	3,443,588	12,718,917	37,508,447
Fair Value of AFS and Trading Portfolio	2,005,625	4,958,500	0	0	6,061,250
Book Value of HTM + Non FAS 115 Invest.	19,274,387	26,792,987	3,443,588	12,718,917	31,447,197
Cost of Securities Available for Sale	2,026,171	4,944,723	0	0	6,000,000
Total Reverse Repurchase Agreements	0	0	0	0	0
<u>OTHER ASSET DATA</u>					
Non-Earning Assets	11,491,339	11,624,337	27,227,605	11,889,275	15,108,270
Fixed Assets (includes OREOs)	4,641,010	4,186,713	4,795,059	4,553,801	5,626,175
Other Real Estate Owned	0	0	0	0	0
Other Potential Losses & Devaluations	N/A	N/A	N/A	N/A	0
<u>SHARES & LIABILITIES</u>					
Total Borrowings	0	0	0	3,000,000	0
Regular Shares	68,609,395	73,303,460	76,462,362	73,320,013	79,278,266
Non-Member Shares	0	0	0	0	0
Total Shares and Deposits	150,029,485	163,288,859	163,127,683	165,568,297	185,081,326
<u>RESERVES</u>					
Net Worth	16,812,542	18,107,175	19,260,145	20,966,459	23,506,393
Undivided Earnings (includes net income)	11,163,750	12,612,491	13,729,384	15,226,225	17,766,159
Uninsured Secondary Capital	0	0	0	0	0
Total Reserves	17,943,384	19,530,852	20,909,409	22,723,206	25,141,932
<u>INCOME & EXPENSE DATA</u>					
Loan Income	12,050,957	12,012,451	12,385,048	13,722,541	13,202,991
Investment Income	1,121,250	1,513,914	1,205,963	698,768	1,318,663
Fee Income	1,593,403	1,804,137	1,835,884	1,786,822	1,853,906
Gross Income	15,384,579	16,114,016	16,321,549	17,389,455	18,629,632
Operating Expenses (less PLL)	7,368,489	7,905,495	8,883,197	9,225,551	9,678,085
Provision for Loan Losses (PLL)	946,355	960,000	780,000	660,000	190,000
Non-Operating Gain (Loss)	(135,651)	(75,251)	(118,001)	1,111	(9,539)
Interest on Borrowed Funds	0	0	0	71,921	16,765
Dividend Expense + Interest on Deposits	5,368,698	5,923,056	5,387,380	5,726,781	6,195,308
Net Income (Loss) After Dividends	1,565,386	1,250,214	1,152,971	1,706,313	2,539,935
Net Reserve Transfer	0	0	36,077	209,473	0
Net Income (Loss) from Operations	1,565,386	1,250,214	1,116,894	1,496,840	2,539,935

STATEMENT OF INCOME

	For Period From:	%	Current Period	%	Adjusted:	%
	01/01/2000	Average	Examination	Average	01/01/2001	Average
	thru	Assets	12/31/2001	Assets	thru	Assets
	12/31/2000				12/31/2001	

OPERATING INCOME:

Interest on Loans (Gross)	13,722,541	7.32%	13,202,991	6.58%	13,202,991	6.58%
Less: Interest Refunded	0	0.00%	0	0.00%	0	0.00%
Net Loan Income	13,722,541	7.32%	13,202,991	6.58%	13,202,991	6.58%
Income from Investments	698,768	0.37%	1,318,663	0.66%	1,318,663	0.66%
Income (Loss) from Trading Sec.	0	0.00%	0	0.00%	0	0.00%
Total Interest Income	14,421,309	7.70%	14,521,654	7.24%	14,521,654	7.24%

INTEREST EXPENSE:

Dividends on Shares	5,726,781	3.06%	6,195,308	3.09%	6,195,308	3.09%
Interest on Borrowed Money	71,921	0.04%	16,765	0.01%	16,765	0.01%
Total Interest Expense	5,798,702	3.09%	6,212,073	3.10%	6,212,073	3.10%
Net Interest Income	8,622,607	4.60%	8,309,581	4.14%	8,309,581	4.14%
Provision for Loan & Lease Losses	660,000	0.35%	190,000	0.09%	190,000	0.09%

Net Interest Income After Provision for

Loan & Lease Losses	7,962,607	4.25%	8,119,581	4.05%	8,119,581	4.05%
--------------------------------	------------------	--------------	------------------	--------------	------------------	--------------

NON-INTEREST INCOME:

Fee Income	1,786,822	0.95%	1,853,906	0.92%	1,853,906	0.92%
Other Operating Income	1,181,324	0.63%	2,254,072	1.12%	2,254,072	1.12%
Gain (Loss) on Investments (excluding trading accounts)	0	0.00%	0	0.00%	0	0.00%
Gain (Loss) on Disposition of Assets	1,111	0.00%	(9,539)	0.00%	(9,539)	0.00%
Other Non Operating Inc. (Expense)	0	0.00%	0	0.00%	0	0.00%
Total Non-Interest Income	2,969,257	1.58%	4,098,439	2.04%	4,098,439	2.04%

NON-INTEREST EXPENSE:

Compensation & Benefits	4,355,653	2.32%	4,737,956	2.36%	4,737,956	2.36%
Travel & Conference	185,146	0.10%	224,428	0.11%	224,428	0.11%
Office Occupancy	482,998	0.26%	497,986	0.25%	497,986	0.25%
Office Operations	1,948,055	1.04%	1,869,330	0.93%	1,869,330	0.93%
Educational & Promotional	269,546	0.14%	388,172	0.19%	388,172	0.19%
Loan Servicing	546,309	0.29%	356,571	0.18%	356,571	0.18%
Professional & Outside Services	1,184,953	0.63%	1,353,717	0.67%	1,353,717	0.67%
Member Insurance	55,644	0.03%	47,697	0.02%	47,697	0.02%
Examination/Supervision Fees	51,604	0.03%	42,728	0.02%	42,728	0.02%
Miscellaneous Operating Expenses	145,643	0.08%	159,500	0.08%	159,500	0.08%
Total Non-Interest Expenses	9,225,551	4.92%	9,678,085	4.82%	9,678,085	4.82%
Net Income(Loss)	1,706,313	0.91%	2,539,935	1.27%	2,539,935	1.27%

STATEMENT OF INCOME

	For Period From:	%	Current Period	%	Adjusted:	%
	01/01/2000	Average	Examination	Average	01/01/2001	Average
	thru	Assets	12/31/2001	Assets	thru	Assets
	12/31/2000				12/31/2001	
RESERVE TRANSFERS:						
Less: Reserve Transfers	869,473	0.46%	0	0.00%	0	0.00%
Net Income (Loss)						
After Reserve Transfer	<u>836,840</u>	0.45%	<u>2,539,935</u>	1.27%	<u>2,539,935</u>	1.27%

NOTES TO THE FINANCIAL STATEMENTS:

LOAN AND LEASE ANALYSIS

PORTFOLIO MIX	12/31/2001	Percent of Portfolio	Average of Most Common Rates
Consumer Loans	16,940,735	10.64%	10.65%
Real Estate First Mortgage Loans	30,781,395	19.32%	7.48%
All Other Real Estate Loans	29,789,458	18.70%	7.41%
Credit Card Loans	0	0.00%	0.00%
Agricultural Loans	0	0.00%	0.00%
Business Loans	0	0.00%	0.00%
New Vehicle Loans	41,816,267	26.25%	6.49%
Used Vehicle Loans	39,955,054	25.08%	6.99%
Leases Receivable	0	0.00%	0.00%
All Other Loans	0	0.00%	0.00%
Total	159,282,909	100.00%	

SUMMARY OF DELINQUENT LOAN	Number	Amount	% of Total Loans
2 to 6 Months	117	779,937	0.49%
6 to 12 Months	30	221,676	0.14%
12 Months & Over	4	29,945	0.02%
Total	151	1,031,558	0.65%

INDIVIDUAL CLASSIFICATION	Number	Amount	Percentage Devalued	Devaluation
Sub-Standard	-	0	0.00%	0
Doubtful	-	0	0.00%	0
Loss	-	0	0.00%	0
Total	-	0		0

REQUIRED ALLL CALCULATION

Simplified Classification	328,281
Historical Reserve Requirement	659,920
Total Allowance Required	988,201
Allowance Prior to Exam Adj	1,574,289
Exam adjustment	0
Allowance After Exam Adj	1,574,289
Excess or (Deficit)	586,088

MISCELLANEOUS

Delinquent Loans to Total Loans	0.65%
Delinquent Loans to Net Worth	4.39%
Classified Loans to ALLL	62.77%
Classified Loans to Irrevocable Reserves	13.51%
Classified Loans to Capital	3.93%
Largest Concentration	182,000
Largest Loan Concentration to Irrevocable Reserves	2.49%
Non RE adj. loans and RE loans that will refinance, reprice, or mature within 5 years and are not member business loans	26,910,571
Non RE adj. loans and RE loans that will refinance, reprice, or mature within 5 years and are not member business loans to total loans	16.89%

**STATEMENT OF FINANCIAL CONDITION
As of June 30, 2003**

Credit Union Name: **PARK** Federal Charter/Certificate Number: **10197**

<i>This page must be completed by all credit unions.</i>						
ASSETS:				Amount	Acct. Code	
CASH: For data collection purposes, amounts reported for items 2 and 3 will be included on <i>Schedule C – Investments, Cash on Deposit and Cash Equivalents</i> on page 11 and 12.						
1. Cash on Hand (Coin and Currency)				\$4,348,141		730A
2. Cash on Deposit (Amounts Deposited in Financial Institutions)		Amount	Acct. Code			
a. Cash on Deposit in Corporate Credit Unions		\$15,011,041	730B1			
b. Cash on Deposit in Other Financial Institutions		\$604,306	730B2			
c. Total Cash on Deposit (Amounts Deposited in Financial Institutions)				\$15,615,347		730B
3. Cash Equivalents (Investments with Original Maturities of Three Months or Less)				\$0		730C
INVESTMENTS: If any investments listed below have a remaining maturity or repricing interval of more than 1 year (exclusive of items 8 and 9), or if your credit union reports amounts for items 4, 5, 6, or 11, complete <i>Schedule C – Investments, Cash on Deposit and Cash Equivalents</i> on page 11 and 12.						
4. Trading Securities				\$0		965
5. Available for Sale Securities				\$13,042,350		797E
6. Held-to-Maturity Securities				\$0		796E
7. Deposits in Commercial Banks, S&Ls, Savings Banks				\$12,370,000		744C
8. Membership Capital at Corporate Credit Unions				\$923,510		769A
9. Paid-In Capital at Corporate Credit Unions				\$300,000		769B
10. All Other Investments in Corporate Credit Unions				\$0		652C
11. All Other Investments				\$922,543		767
12. TOTAL INVESTMENTS (Sum of items 4-11)				\$27,558,403		799I
LOANS HELD FOR SALE: See Instructions.						
13. Loans Held for Sale				\$0		003
LOANS & LEASES: If your credit union has any real estate loans outstanding or has originated any real estate loans during the reporting period, complete <i>Schedule A - Real Estate Loans</i> on page 9. If your credit union has any member business loans outstanding or has originated any member business loans during the reporting period, complete <i>Schedule B - Member Business Loans</i> on page 10.						
	Interest Rate	Acct. Code	Number of Loans	Acct. Code	Amount	Acct. Code
14. Unsecured Credit Card Loans	0.00%	521	0	993	\$0	396
15. All Other Unsecured Loans/Lines of Credit	11.90%	522	3,248	994	\$4,420,707	397
16. New Vehicle Loans	4.39%	523	2,936	958	\$35,539,850	385
17. Used Vehicle Loans	4.74%	524	4,972	968	\$40,183,717	370
18. Total 1st Mortgage Real Estate Loans/Lines of Credit	5.12%	563	861	959	\$54,491,137	703
19. Total Other Real Estate Loans/Lines of Credit	6.24%	562	1,373	960	\$23,617,568	386
J. Leases Receivable	0.00%	565	0	954	\$0	002

21. Total All Other Loans/Lines of Credit	8.04%	595	1,456	963	\$11,423,692	698
22. TOTAL LOANS & LEASES (Sum of items 14-21)			14,846	025A	\$169,676,671	025B
23. Less: Allowance for Loan & Lease Losses					(\$917,954)	719
OTHER ASSETS: If your credit union reported investments in, or loans to Credit Union Service Organizations - item 28 below, complete Schedule D - CUSO Information on page 13.					Amount	Acct. Code
24. Other Real Estate Owned					\$0	798
25. Land and Building					\$3,688,378	007
26. Other Fixed Assets					\$1,353,306	008
27. NCUA Share Insurance Capitalization Deposit					\$1,830,791	794
28. Other Assets					\$2,160,901	009
29. TOTAL ASSETS (Sum of items 1-3, 12-13, 22, 23, and 24-28) (Must equal line 17 on page 3)					\$225,313,984	010

June 2003

NCUA 5300

LIABILITIES, SHARES AND EQUITY

Credit Union Name: **PARK** Federal Charter/Certificate Number: **10197**

<i>This page must be completed by all credit unions.</i>						
LIABILITIES:					Amount	Acct. Code
1. Total Borrowings (Complete Schedule E - Borrowings, page 14)					\$0	860C
2. Accrued Dividends & Interest Payable on Shares & Deposits					\$624,820	820A
3. Accounts Payable and Other Liabilities					\$580,264	825
SHARES/DEPOSITS: If the credit union offers shares or deposits other than Regular Shares and Share Drafts, complete Schedule F - Savings, page 15.						
	Dividend Rate	Acct. Code	Number of Accounts	Acct. Code	Amount	Acct. Code
4. Share Drafts	0.00%	553	20,353	452	\$25,317,198	902
5. Regular Shares	0.80%	552	49,462	454	\$89,224,816	657
6. All Other Shares and Deposits			8,232	465	\$83,316,103	919
7. TOTAL SHARES AND DEPOSITS (Sum of items 4-6)			78,047	460	\$197,858,117	018
EQUITY:					Amount	Acct. Code
8. Undivided Earnings					\$20,465,097	940
9. Regular Reserves					\$5,740,234	931
10. Appropriation for Non-Conforming Investments (SCU ONLY)					\$0	668
11. Other Reserves (Appropriations of Undivided Earnings)					\$0	658
12. Miscellaneous Equity					\$0	996
13. Accumulated Unrealized Gains (Losses) on Available for Sale Securities					\$ 45,452	945
14. Accumulated Unrealized Net Gains (Losses) on Cash Flow Hedges					\$0	945A
15. Other Comprehensive Income (unless already included in item 13 or 14)					\$0	945B
16. Net Income (unless this amount is already included in item 8)					\$0	602
7. TOTAL LIABILITIES, SHARES AND EQUITY (Sum items 1-3 and 7-16)(Must equal line 29,Pg.2)					\$225,313,984	014

238

If the credit union has any unused commitments, loans sold or swapped with recourse, or pending bond claims, complete Schedule G - Off-Balance Sheet Commitments and Contingent Assets and Liabilities on Page 16

NCUA INSURED SAVINGS COMPUTATION

Share and deposit amounts up to \$100,000 per account are insurable, if they are authorized by state law, and issued to members (or nonmembers in the case of low-income designated credit unions), other credit unions, or public units. Do not include notes payable or other forms of borrowings.

	Amount	Acct. Code
A. Uninsured Member Shares and Deposits (see instructions for this line item)	\$7,750,238	065
B. Uninsured Nonmember Shares and Deposits (see instructions for this line item)	\$0	067
C. TOTAL UNINSURED SHARES AND DEPOSITS (A+B)	\$7,750,238	068
D. TOTAL INSURED SHARES AND DEPOSITS (item 7 less item C)	\$190,107,879	069

June 2003

NCUA 5300

INCOME AND EXPENSE

Credit Union Name: **PARK** Federal Charter/Certificate Number: **10197**

This page must be completed by all credit unions.

	Amount	Acct. Code
INTEREST INCOME: January 1, 2003 TO June 30, 2003		
1. Interest on Loans (Gross-before interest refunds)	\$5,907,817	110
2. (Less) Interest Refunded	(\$0)	119
3. Income from Investments (Including Interest and Dividends)	\$445,800	120
4. Trading Profits and Losses (Realized and Unrealized Gains/Losses)	\$0	124
5. TOTAL INTEREST INCOME (Sum of items 1 - 4)	\$6,353,617	115
INTEREST EXPENSE: January 1, 2003 TO June 30, 2003		
6. Dividends on Shares (Includes dividends earned during current period)	\$1,688,325	380
7. Interest on Deposits (Total interest expense for deposit accounts) (SCU ONLY)	\$0	381
8. Interest on Borrowed Money	\$50	340
9. TOTAL INTEREST EXPENSE (Sum of items 6 - 8)	\$1,688,375	350
10. Provision for Loan & Lease Losses	\$32,314	300
11. NET INTEREST INCOME AFTER PROVISION FOR LOAN & LEASE LOSSES (Item 5 less item 9 less item 10)	\$4,632,928	116
NON-INTEREST INCOME: January 1, 2003 TO June 30, 2003		
12. Fee Income	\$1,014,625	131
13. Other Operating Income (Include unconsolidated CUSO Income)	\$514,402	659
14. Gain (Loss) on Investments (DO NOT include Gain or Loss on Trading Securities)	\$0	420
15. Gain (Loss) on Disposition of Fixed Assets	\$55,148	430
16. Other Non-Operating Income (Expense)	\$0	440
17. TOTAL NON-INTEREST INCOME (Sum of items 12-16)	\$1,584,175	117
NON-INTEREST EXPENSE: January 1, 2003 TO June 30, 2003		
18. Employee Compensation and Benefits	\$2,475,651	210

239

19. Travel and Conference Expense	\$110,951	230
20. Office Occupancy Expense	\$316,788	250
21. Office Operations Expense	\$919,299	260
22. Educational and Promotional Expense	\$186,124	270
23. Loan Servicing Expense	\$159,251	280
24. Professional and Outside Services	\$671,378	290
25. Member Insurance	\$22,052	310
26. Operating Fees (Examination and /or supervision fees)	\$24,683	320
27. Miscellaneous Operating Expenses	\$62,849	360
28. TOTAL NON-INTEREST EXPENSE (Sum of items 18-27)	\$4,949,026	671
29. NET INCOME (LOSS) (line 11 plus line 17 less line 28)	\$1,268,077	661A
RESERVE TRANSFERS: January 1, 2003 TO June 30, 2003		
30. Transfer to Regular Reserve	\$0	393

June 2003

NCUA 5300

LOAN INFORMATION

Credit Union Name: **PARK** Federal Charter/Certificate Number: **10197**

<i>This page must be completed by all credit unions.</i>				
ALL DELINQUENT LOANS (INCLUDING CREDIT CARDS) AND LEASES AS OF June 30, 2003				
	Number	Acct. Code	Amount	Acct. Code
1. 2 to less than 6 months delinquent	111	021A	\$664,888	021B
2. 6 to less than 12 months delinquent	43	022A	\$237,935	022B
3. 12 months and over delinquent	11	023A	\$65,955	023B
4. TOTAL DELINQUENT LOANS & LEASES	165	041A	\$968,778	041B
DELINQUENT CREDIT CARD LOANS AS OF June 30, 2003				
	Number	Acct. Code	Amount	Acct. Code
5. 2 to less than 6 months delinquent	0	026A	\$0	026B
6. 6 to less than 12 months delinquent	0	027A	\$0	027B
7. 12 months and over delinquent	0	028A	\$0	028B
8. TOTAL DELINQUENT CREDIT CARD LOANS	0	045A	\$0	045B
MISCELLANEOUS LOAN INFORMATION				
	Number	Acct. Code	Amount	Acct. Code
9. Loans Purchased from Other Financial Institutions Year-to-Date	0	614	\$0	615
10. Indirect Loans Granted Year-to-Date	466	617	\$6,871,112	618
11. Loans Outstanding to Credit Union Officials and Senior Executive Staff	8	995	\$145,880	956
12. Loans Granted Year-to-Date	3,849	031A	\$47,333,300	031B
13. Total Amount of All Loans Charged Off Year-to-Date			\$335,680	550
14. Total Amount of All Year-to-Date Recoveries on Charged-Off Loans			\$49,344	551
3. Total Amount of Credit Card Loans Charged Off Year-to-Date			\$0	680

17. Total Amount of All Loans Charged Off due to Bankruptcy, Year-to-Date (Include both Chapter 7 and Chapter 13 Bankruptcy Loan Charge-offs)			\$203,612	682
18. Number of members with loans in your credit union who have filed for:				
a. Chapter 7 Bankruptcy Year-to-Date			69	081
b. Chapter 13 Bankruptcy Year-to-Date			12	082
19. Total of outstanding loan balances subject to bankruptcies identified in item 18a. and 18b.			\$703,089	971
	Number	Acct. Code	Amount	Acct. Code
20a. Participation Loans Outstanding	0	619A	\$0	619
b. Participation Loans Purchased Year-to-Date	0	690A	\$0	690
c. Participation Loans Sold Year-to-Date	0	691A	\$0	691

June 2003

NCUA 5300

INFORMATION SYSTEMS & TECHNOLOGY

Credit Union Name: **PARK** Federal Charter/Certificate Number: **10197**

<i>This page must be completed by all credit unions.</i>							
							Acct. Code
1. Indicate in the box at the right the number of the statement below which best describes the system the credit union uses to maintain its share and loan records: 1=Manual System (No Automation) 2=Vendor Supplied In-House System 3=Vendor On-Line Service Bureau 4=CU Developed In-House System 5=Other							2 076
Indicate in the box below the name of the primary share and loan information processing vendor.							
XP SYSTEMS							
3. How do your members access/perform electronic financial services (select all that apply):							
World Wide Web or Internet / Browser Based	Yes	886A	Audio Response / Phone Based	Yes	886D	Kiosk	No 886F
Wireless	No	886B	Automatic Teller Machine (ATM)	Yes	886E	Other	No 886G
Home Banking / PC Based	Yes	886C					
4. What financial services do you offer electronically (select all that apply):							
Member Application	Yes	887A	New Share Account	Yes	887E	Share Account Transfers	Yes 887I
New Loan	Yes	887B	Loan Payments	Yes	887F	Bill Payment	Yes 887J
Account Balance Inquiry	Yes	887C	View Account History	Yes	887G	Download Account History	Yes 887K
Share Draft Orders	Yes	887D	Merchandise Purchase	Yes	887H	Electronic Cash	Yes 887L
Account Aggregation	No	887M	Internet Access Services	Yes	887N	Electronic Signature/Certification	No 887P
Other (please specify)							887Z
If your credit union has a World Wide Website address, please provide it in the box						HTTP://WWW.PARKFCU.ORG	891

6. If you have a world wide website, please indicate the type (select only one): 1=Informational 2=Interactive 3=Transactional	3	892A
7. If you have a transactional world wide website, how many members use it	7,137	892B
8. If you have a transactional website, please provide the name of the primary vendor used to deliver such services	DIGITAL INSIGHT	892C
9. If your credit union has a world wide website, please provide the name of the vendor used to maintain the website	PM SYSTEMS	893
10. If your credit union has a world wide website, please provide the name of the vendor used to host the website	PM SYSTEMS	894
11. If you do not have a website, do you plan to add one in the future (Yes/No)	No	889
a. If yes to #11, in how many months	0	889A
b. If yes to #11, what type of site (select only one): 1=Informational 2=Interactive 3=Transactional	0	889B

June 2003

NCUA 5300

MISCELLANEOUS INFORMATION

Credit Union Name: **PARK** Federal Charter/Certificate Number: **10197**

<i>This page must be completed by all credit unions.</i>					
1. Indicate in the box at the right the number of the description below that best characterizes the last audit performed of your credit union's records: 1=Financial statement audit performed by state licensed persons 2=Balance sheet audit performed by state licensed persons 3=Examinations of internal controls over call reporting performed by state licensed persons 4=Supervisory Committee audit performed by state licensed persons 5=Supervisory Committee audit performed by other external auditors 6=Supervisory Committee audit performed by the supervisory committee or designated staff	4 064				
Effective date of last audit (Month / Year)	05/2002 063				
2. Effective date of the most recent Supervisory Committee verification of Members' accounts (Month / Year)	05/2002 603				
3. Does your credit union maintain share/deposit insurance coverage in addition to the NCUSIF? (Do not include Life Saving and Borrowers' Protection Insurance or Surety Bond Coverage.) (Yes or No)	No 875				
If so, indicate the name of the insurance company	876				
Dollar amount of shares and/or deposits insured by the company named above	\$0 877				
4. Number of current members (not number of accounts)	41,321 083				
5. Number of potential members	105,890 084				
6. Number of credit union employees who are:					
a. Full-Time (26 hours or more)	104 564A				
b. Part-Time (25 hours or less per week)	11 564B				
7. New programs or service offerings (878A - 878N):					
A. None	Yes	F. Real Estate Loans	No	K. New CUSO	No
B. Indirect Lending	No	G. Risk Based Loans	No	L. Data Processing Conversion	No
C. Commercial Lending	No	H. Direct Financing Leases	No	M. Insurance / Investment Sales	No
D. Member Business Loans	No	I. ATM / Debit Card Program	No	N. Other	No
E. Participation Loans	No	J. Mortgage Processing	No		
<i>This page must be completed by all credit unions.</i>					

	Number	Acct. Code
8. Credit Union Member Service Branch Information		
a. Number of credit union maintained branches located in the United States and its territories and foreign countries	7	566
b. Does your credit union provide member services through a credit union shared branch services center? (Yes or No)	Yes	566A

June 2003

NCUA 5300

SCHEDULE A REAL ESTATE LOANS/LINES OF CREDIT

Credit Union Name: **PARK** Federal Charter/Certificate Number: **10197**

Complete this schedule if your credit union has any real estate loans outstanding or has originated any real estate loans during the reporting period. Include member business loans if secured by real estate.

REAL ESTATE LOANS AND LINES OF CREDIT	Number of Loans Outstanding	Acct. Code	Amount of Loans Outstanding	Acct. Code	Number of Loans Granted Year-to-Date	Acct. Code	Amount of Loans Granted Year-to-Date	Acct. Code
1. First Mortgage								
A. Fixed Rate	849	972	\$54,120,124	704	206	982	\$15,637,064	720
B. Adjustable Rate	12	973	\$371,013	705	0	983	\$0	721
2. Other Real Estate								
A. Closed End Fixed Rate	939	974	\$17,479,333	706	88	984	\$2,013,902	722
B. Closed-End Adjustable Rate	0	975	\$0	707	0	985	\$0	723
C. Open-End Adjustable Rate/Home Equity	407	976	\$5,652,942	708	134	986	\$714,056	724
D. Other	27	977	\$485,293	709	0	987	\$0	725
3. TOTALS (each column)	2,234	978	\$78,108,705	710	428	988	\$18,365,022	726
DELINQUENT REAL ESTATE LOANS AND LINES OF CREDIT AS OF June 30, 2003				Amount Fixed Rate	Acct. Code	Amount Adjustable Rate		Acct. Code
4. Amount of First Mortgage Loans/LOC								
A. 1 to less than 2 months delinquent				\$0	751		\$0	771
B. 2 to less than 6 months delinquent				\$0	752		\$0	772
C. 6 to less than 12 months delinquent				\$0	753		\$0	773
D. 12 months or more delinquent				\$0	754		\$0	774
E. TOTAL (Sum of item 4, A+B+C+D)				\$0	713		\$0	714
5. Amount of Other Real Estate Loans/LOC								
A. 1 to less than 2 months delinquent				\$0	755		\$0	775
B. 2 to less than 6 months delinquent				\$121,611	756		\$0	776
C. 6 to less than 12 months delinquent				\$35,368	757		\$0	777
D. 12 months or more delinquent				\$0	758		\$0	778

E. TOTAL (Sum of item 5, A+B+C+D)		\$156,979	715	\$0	716
REAL ESTATE LOANS/LINES OF CREDIT CHARGE-OFFS AND RECOVERIES		Charged Off Year-to-Date	Acct. Code	Recovered Year-to-Date	Acct. Code
6. Amount of First Mortgage Loans/LOC		\$0	548	\$0	607
7. Amount of Other Real Estate Loans/LOC		\$16,472	549	\$0	608
MISCELLANEOUS REAL ESTATE LOANS/LINES OF CREDIT INFORMATION				Amount	Acct. Code
8. Allowance for Losses on All Real Estate Loans				\$0	731
9. Amount of Real Estate Loans included in item 3 above that is collateral for a loan that meets the definition of a Member Business Loan				\$0	718
10. Total Amount of All First Mortgage Loans which have been sold in the secondary market year-to-date				\$0	736
11. Amount of Real Estate Loans Outstanding that will contractually refinance, reprice or mature within the next 5 years and that are not Member Business Loans				\$31,625,936	712
12. Mortgage Servicing Rights				\$0	779

June 2003

NCUA 5300

SCHEDULE B MEMBER BUSINESS LOANS

Credit Union Name: **PARK** Federal Charter/Certificate Number: **10197**

Complete this schedule if your credit union has any member business loans outstanding or has originated any member business loans during the reporting period including member business loans secured by real estate.

MEMBER BUSINESS LOANS (MBLs)	Number of Loans Outstanding	Acct. Code	Amount of Loans Outstanding	Acct. Code	Number of Loans Granted Year-to-Date	Acct. Code	Amount of Loans Granted Year-to-Date	Acct. Code
1. Agricultural Related Loans	0	961	\$0	042	0	099	\$0	463
2. All Other MBLs	0	962	\$0	387	0	399	\$0	389
3. TOTALS (each column)	0	900	\$0	400	0	090	\$0	475
DELINQUENT MEMBER BUSINESS LOANS					Number	Acct. Code	Amount	Acct. Code
4. Agricultural Related Loans								
A. 1 to less than 2 months delinquent					0	125F	\$0	125A
B. 2 to less than 6 months delinquent					0	125G	\$0	125B
C. 6 to less than 12 months delinquent					0	125H	\$0	125C
D. 12 months or more delinquent					0	125I	\$0	125D
E. TOTAL (Sum of item 4, A+B+C+D)					0	125J	\$0	125E
5. All Other Member Business Loans								
A. 1 to less than 2 months delinquent					0	126F	\$0	126A
B. 2 to less than 6 months delinquent					0	126G	\$0	126B
C. 6 to less than 12 months delinquent					0	126H	\$0	126C

244

D. 12 months or more delinquent	0	126I	\$0	126D
E. TOTAL (Sum of item 5, A+B+C+D)	0	126J	\$0	126E
MEMBER BUSINESS LOAN CHARGE-OFFS AND RECOVERIES	Amount Charged Off Year-to- Date	Acct. Code	Amount Recovered Year-to- Date	Acct. Code
6. Amount of Member Business Agricultural Loans	\$0	132	\$0	134
7. Amount of All Other Member Business Loans	\$0	133	\$0	135
MISCELLANEOUS MEMBER BUSINESS LOAN INFORMATION			Amount	Acct. Code
8. Allowance for Losses on Member Business Loans			\$0	140
9. Aggregate of All Concentrations of Credit for Member Business Loans			\$0	142
10. Construction or Development Member Business Loans			\$0	143

June 2003

NCUA 5300

SCHEDULE C INVESTMENTS, CASH ON DEPOSIT AND CASH EQUIVALENTS

Credit Union Name: **PARK** Federal Charter/Certificate Number: **10197**

Complete this schedule if any investments have a remaining maturity or repricing interval of more than 1 year (exclusive of Membership Capital and Paid-In Capital at Corporate Credit Unions) or if amounts are reported on page 1, lines 4, 5, 6, or 11.

TYPES OF INVESTMENTS	Amount	Acct. Code
1. Sum of items 2c, 3, 7, 8, 9, and 10 from page 1	\$29,208,857	768
2. U.S. Government Obligations	\$0	741C
3. Federal Agency Securities	\$13,042,350	742C
4. Mutual Funds & Common Trust Investments	\$0	743C
5. Credit Unions - Deposits in and Loans to	\$0	672C
6. Other Investments	\$922,543	655C
7. TOTAL INVESTMENTS, CASH ON DEPOSIT AND CASH EQUIVALENTS <i>(Must equal the sum of amounts reported on page 1, items 2c, 3, & 12.)</i>	\$43,173,750	799

CLASSIFICATION OF INVESTMENTS, CASH ON DEPOSIT AND CASH EQUIVALENTS						
	A. < 1 Year	B. 1 - 3 Years	C. 3-10 Years	D. > 10 Years	E. Total Amount	Acct. Code
8. Investments Not Subject to SFAS 115	\$25,929,890	\$4,201,510	\$0	\$0	\$30,131,400	745
SFAS 115 Investments:						
9. Held to Maturity	\$0	\$0	\$0	\$0	\$0	796
10. Available for Sale	\$13,042,350	\$0	\$0	\$0	\$13,042,350	797
11. Trading	\$0	\$0	\$0	\$0	\$0	965
12. TOTALS	\$38,972,240	\$4,201,510	\$0	\$0	\$43,173,750	799

MORTGAGE-BACKED SECURITIES	Amount	Acct. Code
Items 13 and 14 should also be included on the appropriate lines within the sections for Types of Investments and Classification of Investments, items 1-7 and 8-12 above.		
13. Mortgage Pass-Through Securities	\$0	732

14. Collateralized Mortgage Obligations/Real Estate Mortgage Investment Conduits (CMOs/REMICs)	\$0	733
INVESTMENTS MEETING SPECIFIC CRITERIA OF PART 703 (FCU ONLY)		
15. Non-Mortgage Related Securities with Embedded Options or Complex Coupon Formulas	\$0	786A
16. Non-Mortgage Related Securities with Maturities Greater than Three Years that <u>Do Not</u> have Embedded Options or Complex Formulas	\$0	786B
17. Total of Securities Meeting the Requirements of Section 703.90(b), (Sum of items 13-16)	\$0	786
18. Market Value Devaluation of Portfolio at a 300 Basis Point Shock	\$0	787
19. Total of Deposits and Shares Meeting the Requirements of Section 703.70(a)	\$0	785
MISCELLANEOUS INVESTMENT INFORMATION		
20. Fair Value of Held to Maturity Investments (reported in item 9 above)	\$0	801
21. Repurchase Agreements	\$0	780
22. Reverse Repurchase Transactions Placed in Investments for Purposes of Positive Arbitrage	\$0	781
23. Non-Mortgage-Backed Derivatives of U.S. Govt. Obligations/Federal Agency Securities	\$0	783
24. Investments Not Authorized by the FCU Act or NCUA Rules and Regulations (SCU ONLY)	\$0	784
25. Outstanding balance of brokered certificates of deposit and share certificates	\$22,370,000	788

June 2003

NCUA 5300

SCHEDULE D CREDIT UNION SERVICE ORGANIZATION (CUSO) INFORMATION

Credit Union Name: **PARK** Federal Charter/Certificate Number: **10197**

DON'T MAKE ENTRIES ON THIS FORM UNLESS YOUR CREDIT UNION HAS A LOAN TO OR INVESTMENT IN A CUSO

Complete a separate line of information for each CUSO in which you have a loan or an investment, regardless of whether your credit union wholly owns the CUSO, has a "controlling financial interest", has the "ability to exert significant influence" or owns only a smaller portion of the CUSO. If you have a loan or investment in more than 15 CUSOs and file manually, please continue on a copy of this form.

	Name of CUSO (Acct. 830)*	Value of Investment in CUSO (Acct. 831)	Amount loaned to CUSO (Acct. 832)	**	***	Aggregate Cash Investment in CUSO (Acct. 836)
A	CREDIT UNION SERVICE CENTER	\$126,826	\$0	No	3	\$130,029
B	MEMBER FINANCIAL SERVICES	\$161,730	\$0	No	5	\$40,000
C		\$0	\$0	No	0	\$0
D		\$0	\$0	No	0	\$0
E		\$0	\$0	No	0	\$0
F		\$0	\$0	No	0	\$0
G		\$0	\$0	No	0	\$0
H		\$0	\$0	No	0	\$0
		\$0	\$0	No	0	\$0
J		\$0	\$0	No	0	\$0

K		\$0	\$0	No	0	\$0
L		\$0	\$0	No	0	\$0
M		\$0	\$0	No	0	\$0
N		\$0	\$0	No	0	\$0
O		\$0	\$0	No	0	\$0
P		\$0	\$0	No	0	\$0
Q		\$0	\$0	No	0	\$0
R		\$0	\$0	No	0	\$0
S		\$0	\$0	No	0	\$0
T		\$0	\$0	No	0	\$0

* Report the CUSO's full/legal name.

** Is the CUSO wholly owned by your credit union? (Yes or No) (Acct. Code 833A-T)

*** Indicate in the box at the right the number which describes the predominant service provided by the CUSO: (Acct. Code 834A-T)

1 = Mortgage Processing 2 = EDP Processing 3 = Shared Branching 4 = Insurance Services 5 = Investment Services 6 = Auto Buying, Leasing, Indirect Lending 7 = Credit Cards 8 = Trust Services 9 = Item Processing 10 = Tax Preparation 11 = Travel 12 = Other

June 2003

NCUA 5300

SCHEDULE E BORROWINGS

Credit Union Name: **PARK** Federal Charter/Certificate Number: **10197**

Complete questions 1 through 6 if there is an amount reported on page 3, line 1 (Total Borrowings). All credit unions must answer questions 7 through 11.

The amount reported below on item 5C must equal the amount reported on page 3, line 1.

DISTRIBUTION OF BORROWINGS	A. Amount Less than 1 Year	B1. Amount 1 to 3 Years	B2. Amount More than 3 Years	C. Total Amount	Acct. Code
1. Other Notes, Promissory Notes and Interest Payable	\$0	\$0	\$0	\$0	011C
2. Reverse Repurchase Agreements	\$0	\$0	\$0	\$0	058C
3. Subordinated Debt	\$0	\$0	\$0	\$0	867C
4. Uninsured Secondary Capital		\$0	\$0	\$0	925
5. TOTALS (each column)	\$0	\$0	\$0	\$0	860C

MISCELLANEOUS BORROWINGS INFORMATION

	Amount	Acct. Code
6. Amount of Promissory Notes Outstanding to Non-Members	\$0	865

CREDIT AND BORROWING ARRANGEMENTS

7. Is your credit union a member of a corporate credit union? (Yes or No)	Yes	895
8. Is your credit union a member of a Federal Home Loan Bank? (Yes or No)	Yes	896
9. Has your credit union filed an application to borrow from the Federal Reserve Bank Discount Window? (Yes or No)	No	897
10. Has your credit union pre-pledged collateral with the Federal Reserve Bank Discount Window? (Yes or No)	No	898
11. Has your credit union purchased a committed line of credit with a corporate credit union, other credit union, or other financial institution? (Yes or No)	No	899

247

SCHEDULE F SAVINGS

Credit Union Name: **PARK** Federal Charter/Certificate Number: **10197**

Complete this schedule if your credit union offers any type of share or deposit accounts other than Regular Shares and Share Drafts. Report by the remaining maturity. If there is an amount reported on page 3, line 6, this schedule must be completed.

DISTRIBUTION OF SAVINGS	A. Amount Less than 1 Year	B1. Amount 1 to 3 Years	B2. Amount More than 3 Years	C.Total Amount	Acct. Code	Total Number of Accounts	Acct. Code
1. Sum of items 4 And 5 from page 3	\$114,542,014			\$114,542,014	918	69,815	466
2. Money Market Shares	\$14,010,147			\$14,010,147	911	934	458
3. Share Certificates	\$33,696,969	\$7,583,560	\$3,183,292	\$44,463,821	908C	4,802	451
4. IRA/KEOGH Accounts	\$10,759,668	\$4,345,892	\$9,736,575	\$24,842,135	906C	2,496	453
5. All Other Shares.	\$0	\$0	\$0	\$0	630	0	455
6. TOTAL SHARES.	\$173,008,798	\$11,929,452	\$12,919,867	\$197,858,117	013	78,047	966
7. Non-Member Deposits	\$0	\$0	\$0	\$0	880	0	457
8. TOTAL SHARES AND DEPOSITS	\$173,008,798	\$11,929,452	\$12,919,867	\$197,858,117	018	78,047	460
DIVIDEND/INTEREST RATES						Rate	Acct. Code
9. Money Market Shares with Minimum Balance Requirement, Withdrawal Limitations, and no Fixed Maturity						1.20%	532
10. Share Certificates with 1 Year Maturity						1.39%	547
11. IRA/KEOGH and Retirement Accounts						0.80%	554
12. Non-Member Deposits						0.00%	599
13. All Other Shares						0.80%	585
MISCELLANEOUS SAVINGS INFORMATION							
14. Brokered Deposits						\$0	459

SCHEDULE G OFF-BALANCE SHEET COMMITMENTS AND CONTINGENT ASSETS AND LIABILITIES

Credit Union Name: **PARK** Federal Charter/Certificate Number: **10197**

your credit union has any unused commitments, loans sold or swapped with recourse, or pending and claims, this schedule must be completed.

	Acct. Code
--	------------

	Amount	
1. Unused Commitments for Member Business Loans (MBLs)		
A. Commercial Real Estate, Construction and Land Development	\$0	814
B. Other Unused Member Business Loan Commitments	\$0	814A
2. Unused Commitments for All Remaining Loans (Non-MBLs)		
A. Revolving Open-End Lines Secured by 1-4 Family Residential Properties	\$7,267,801	811
B. Credit Card Lines	\$0	812
C. Outstanding Letters of Credit	\$0	813
D. Unsecured Share Draft Lines of Credit	\$490,526	815
E. Other Unused Commitments	\$2,048,917	816
3. Loans Sold or Swapped with Recourse		
A. Total Dollar Amount of Loans Sold or Swapped with Recourse Year-to-Date	\$0	817
B. Total Principal Balance Outstanding of Loans Sold or Swapped with Recourse	\$0	819
4. Pending Bond Claims	\$0	818

June 2003

NCUA 5300

PCA NET WORTH CALCULATION WORKSHEET

(AUTOMATED - NO INPUT NECESSARY)

Credit Union Name: **PARK** Federal Charter/Certificate Number: **10197**

- **No credit union is required to provide input on this page unless it has chosen an alternative total assets option offered on lines 9 through 11 to calculate Net Worth or have elected to calculate an alternative Risk Based Net Worth Ratio.**
- **Electronic Filers:** Information entered on preceding schedules will populate line items below on the PC 5300 Automated System, excluding optional items 9, 10 and 11.
- **Manual Call Report Filers:** Leave this page blank or use it as a manual net worth calculation worksheet.

NET WORTH TO TOTAL ASSETS RATIO

NUMERATOR: NET WORTH	Amount	Acct. Code
1. Undivided Earnings	\$20,465,097	940
2. Regular Reserves	\$5,740,234	931
3. Appropriation for Non-Conforming Investments (SCU ONLY)	\$0	668
4. Other Reserves (Appropriations of Undivided Earnings)	\$0	658
5. Uninsured Secondary Capital (Low Income Designated Credits Unions Only)	\$0	925
6. Net Income (unless this amount is already included in Undivided Earnings)	\$0	602
7. TOTAL NET WORTH (Sum of items 1-6)	\$26,205,331	997
DENOMINATOR: TOTAL ASSETS		
8. Total Assets (quarter-end)	\$225,313,984	010

Total Assets Elections (Optional)

Retain line 8 quarter-end total assets above as net worth ratio denominator, or select one of the total assets computation options below by inputting the result in the appropriate line item. Line 12 below will compute your net worth ratio using line 8 quarter-end total assets as your denominator unless you enter an amount in line 9, 10 or 11.

249

9. Average of Daily Assets over the calendar quarter	\$0	010A
10. Average of the three month-end balances over the calendar quarter	\$0	010B
11. Average of previous four quarter-end balances	\$0	010C
12. Net Worth Ratio (Line 7 divided by line 8, 9, 10 or 11)	11.63%	998
13a. Risk Based Net Worth (RBNW) Requirement (Standard Calculation)	0.00%	999
b. Risk Based Net Worth (RBNW) Alternative Method under Section 702.17	0.00%	999A
14. Net Worth Classification if credit union is not <i>new</i> . (Based upon Call Report data only. See instructions)	Well Capitalized	700
15. Net Worth Classification if credit union is a <i>new</i> credit union. <i>New</i> means credit union is less than \$10 million in assets and was chartered in the last 10 years. (Based upon Call Report data only. See instructions)	Well Capitalized	701

June 2003

NCUA 5300

Union: PARK
Group: 5

Financial History
Charter/Certific
No. Of Credit Un
Asset Range : 100,000,000 - 500,000,000

97
Group: 493

Region / SE / Dist.

	June 2001		December 2001		June 2002		December 2002		June 2003	
	Amount	% CHG	Amount	% CHG	Amount	% CHG	Amount	% CHG	Amount	%
ASSETS:										
Cash & Equivalents	25,810,456	86.8	22,837,576	-11.5	28,015,951	22.7	15,512,892	-44.6	19,963,488	
Trading Securities	0		0		0		0		0	
Available for Sale Securities	4,991,850		6,061,250	21.4	8,032,120	32.5	10,049,040	25.1	13,042,350	
Held-to-Maturity Securities	0		0		0		0		0	
All Other Investments V1	13,694,232	413.5	13,752,656	0.4	17,715,901	28.8	12,842,180	-27.5	14,516,053	
Loans Held for Sale	N/A		N/A		0		0		0	
Real Estate Loans	56,093,690	6.5	60,570,853	8.0	67,344,574	11.2	72,301,621	7.4	78,108,705	
Unsecured Loans	6,580,855	-59.9	6,360,243	-3.4	5,494,341	-13.6	5,238,848	-4.7	4,420,707	
Other Loans V2	96,154,339	-3.0	92,351,813	-4.0	91,331,729	-1.1	90,842,440	-0.5	87,147,259	
All Other Loans V3	0		N/A		N/A		N/A		N/A	
TOTAL LOANS	158,828,884	-5.6	159,282,909	0.3	164,170,644	3.1	168,382,909	2.6	169,676,671	
(Allow. Ln & Lease Losses)	(1,680,347)	-4.3	(1,574,289)	-6.3	(1,425,332)	-9.5	(1,171,976)	-17.8	(917,954)	
Land And Building	2,874,896	-2.3	4,095,444	42.5	4,763,612	16.3	4,724,513	-0.8	3,688,378	
Other Fixed Assets	1,366,494	-15.2	1,530,731	12.0	1,719,276	12.3	1,572,880	-8.5	1,353,306	
NCUSIF Deposit	1,617,408	-4.5	1,798,802	11.2	1,792,125	-0.4	1,856,722	9.2	1,830,791	
All Other Assets	2,643,626	41.1	2,540,158	-3.9	1,822,439	-28.3	1,550,915	-14.9	2,160,901	
TOTAL ASSETS	210,147,499	10.0	210,325,337	0.1	226,606,736	7.7	215,420,075	-4.9	225,313,984	
LIABILITIES & CAPITAL:										
Dividends Payable	1,140,857	15.8	1,068,765	-6.3	874,507	-18.2	767,438	-12.2	624,820	
Notes & Int. Payable	0		0		0		0		0	
Accts. Pay. & Other Liab.	712,143	34.7	607,603	-14.7	420,475	-30.8	455,088	8.2	580,264	
Uninsured Sec. Capital	0		0		0		0		0	
TOTAL LIABILITIES	1,853,000	-59.0	1,676,368	-9.5	1,294,982	-22.8	1,222,526	-5.6	1,205,084	
Share Drafts	28,566,916	5.5	26,820,953	-6.1	31,401,091	17.1	26,186,856	-16.6	25,317,198	
Regular shares	80,949,810	10.4	79,278,266	-2.1	89,494,585	12.9	83,284,398	-7.0	89,224,816	
All Other Shares & Dep.	76,244,841	17.0	78,982,107	3.6	80,242,557	1.6	79,436,578	-1.0	83,316,103	
Total Shares & Deposits	185,753,567	12.2	185,081,326	-0.4	201,138,233	8.7	188,887,832	-6.1	197,858,117	
Regular Reserve	5,740,234	0.0	5,740,234	0.0	5,740,234	0.0	5,740,234	0.0	5,740,234	
Other Reserves	-8,150		61,250	851.5	31,584	-48.4	49,253	55.9	45,452	
Undivided Earnings	16,808,848	10.4	17,766,159	5.7	18,401,703	3.6	19,520,230	6.1	20,465,097	
TOTAL EQUITY	22,540,932	7.5	23,567,643	4.6	24,173,521	2.6	25,309,717	4.7	26,250,783	
TOTAL LIAB. & EQUITY	210,147,499	10.0	210,325,337	0.1	226,606,736	7.7	215,420,075	-4.9	225,313,984	
INCOME & EXPENSE										
Loan Income*	13,187,784	-3.9	13,202,991	0.1	12,468,162	-5.6	12,515,949	0.4	11,815,634	
Investment Income*	1,359,916	94.6	1,318,663	-3.0	1,074,248	-18.5	1,020,930	-5.0	891,600	
Other Income*	4,821,256	62.4	4,107,978	-14.8	2,963,160	-27.9	3,003,845	1.4	3,058,054	
Salaries & Benefits*	4,730,992	8.6	4,737,956	0.1	5,088,336	7.4	4,931,621	-3.1	4,951,302	
Total Other Oper. Exp.*	4,858,532	-0.2	4,940,129	1.7	5,140,474	4.1	5,192,875	1.0	4,946,750	
Non-Oper. Income & (Exp)*	-10,340	-1,030.7	-9,539	7.7	3,604	137.8	-26,398	-832.5	110,296	
Prov for Loan/Lease Losses*	200,000	-69.7	190,000	-5.0	180,000	-5.3	120,000	-33.3	64,628	
Cost of Funds*	6,403,844	10.4	6,212,073	-3.0	4,829,278	-22.3	4,515,762	-6.5	3,376,750	
Net Income*	3,165,248	85.5	2,539,935	-19.8	1,271,086	-50.0	1,754,068	38.0	2,536,154	

1/ Information not collected prior to 2002. 2/ Other Loans to Members prior to 2002. 3/ All Other Loans eliminated in 2002.
* Annualization factor: March = 4; June = 2; September = 4/3; December = 1 (or no annualizing)
Means the number is too large to display in the cell

Financial Performance Report - Financial Analysis - June 2003

Credit Union Name: **PARK** Federal Charter/Certificate Number: **10197**

Line Item	Jun 01	Dec 01	Jun 02	Dec 02	Jun 03	June 2003	
						PEER Avg.	Peer +/-
Capital Adequacy:							
*Net Worth / Total Assets	10.73	11.17	10.65	11.72	11.63	10.51	1.12
Total Delinquent Loans / Net Worth	3.51	4.39	3.84	3.83	3.70	4.04	-0.35
Solvency Evaluation (Estimated)	112.13	112.73	112.02	113.40	113.27	112.21	1.06
Classified Assets (Estimated) / Net Worth	7.45	6.70	5.90	4.64	3.50	4.25	-0.74
Asset Quality:							
*Delinquent Loans / Total Loans	0.50	0.65	0.57	0.57	0.57	0.70	-0.13
*Net Charge-Offs / Average Loans	0.22	0.23	0.30	0.32	0.34	0.52	-0.18
Fair (Market) HTM Invest Value / Book Value HTM Invest.	0.00	0.00	0.00	0.00	0.00	101.62	-101.62
Accum Unreal G/L on AFS / Cost of AFS	-0.16	1.02	0.39	0.49	0.35	0.51	-0.16
Delinquent Loans / Assets	0.38	0.49	0.41	0.45	0.43	0.40	0.03
Earnings:							
*Return On Average Assets	1.58	1.27	0.58	0.82	1.15	1.04	0.11
Gross Income / Average Assets	9.66	9.28	7.56	7.77	7.15	6.33	0.82
Yield on Average Loans	8.07	8.06	7.71	7.64	6.99	7.12	-0.12
Yield on Average Investments	5.13	5.25	2.46	2.90	2.35	2.61	-0.26
Cost of Funds / Avg. Assets	3.19	3.10	2.21	2.12	1.53	1.71	-0.17
Net Margin / Avg. Assets	6.46	6.19	5.34	5.65	5.62	4.63	0.98
Operating Exp. / Avg. Assets	4.78	4.82	4.66	4.76	4.49	3.39	1.10
Provision for Loan & Lease Losses / Average Assets	0.10	0.09	0.08	0.08	0.03	0.27	-0.24
Net Interest Margin / Avg. Assets	4.06	4.14	3.99	4.24	4.23	3.50	0.73
Operating Exp. / Gross Income	49.51	51.95	61.97	61.21	62.78	53.10	9.68
Fixed Assets & OREOS / Total Assets	2.02	2.67	2.88	2.92	2.24	2.05	0.15
Net Operating Exp. / Avg. Assets	3.91	3.90	3.85	3.86	3.57	2.61	0.96
Asset Liability Management:							
Net Long-Term Assets / Total Assets	16.02	19.53	20.71	23.61	23.68	25.56	-1.88
Reg. Shares / Total Shares & Borrowings	43.58	42.83	44.48	44.08	45.10	38.05	7.05
Total Loans / Total Shares	85.51	86.06	81.62	89.14	85.76	66.26	18.50
Total Loans / Total Assets	75.58	75.73	72.45	78.16	75.31	58.26	17.05
Cash + Short-Term Investments / Assets	17.76	16.34	21.12	16.41	19.23	20.41	-1.18
Total Shares, Dep. & Borr. / Earning Assets	93.28	94.05	93.99	93.88	92.86	93.09	-0.13
Reg Shares + Share Drafts / Total Shares & Borr.	58.95	57.33	60.11	57.95	57.89	50.87	7.02

Bv. / Total Shares & Net Worth	0.00	0.00	0.00	0.00	0.00	0.00	0.00	0.00	0.81	-0.61
Productivity:										
Members / Potential Members	49.47	46.64	45.46	41.75	39.02	42.13			42.13	-3.11
Borrowers / Members	35.70	35.68	34.55	35.72	35.93	49.43			49.43	-13.50
Members / Full-Time Empl.	431	417	390	381	377	401			401	-24
Avg. Shares per Member (\$)	\$3,655	\$3,791	\$4,197	\$4,287	\$4,788	\$7,405			\$7,405	\$ -2,617
Avg. Loan Balance (\$)	\$8,754	\$9,142	\$9,917	\$10,698	\$11,429	\$9,760			\$9,760	\$ 1,689
Salary and Benefits / Full-Time Empl. (\$)	\$40,093	\$40,485	\$41,369	\$42,688	\$45,217	\$44,363			\$44,363	\$ 855
Other Ratios:										
Net Worth Growth	15.10	12.11	5.41	7.46	7.48	10.55			10.55	-3.07
Market (Share) Growth	24.38	11.78	17.35	2.08	9.50	16.32			16.32	-6.83
Loan Growth	-11.14	-5.30	6.14	5.71	1.54	4.78			4.78	-3.24
Asset Growth	19.99	10.09	15.48	2.42	9.19	16.04			16.04	-6.85
Investment Growth	433.93	194.90	65.71	-12.58	63.33	43.81			43.81	19.52

June 2003


*One Of The Four Key Camel Ratios

NCUA FPR FINANCIAL ANALYSIS

(b)(5),(b)(8)

(b)(5),(b)(8)

(b)(5),(b)(8)



(b)(5),(b)(8)

(b)(4),(b)(8)

(b)(5),(b)(8)

