

# Budget-in-Brief

## Fiscal Year 2010



# Homeland Security

[www.dhs.gov](http://www.dhs.gov)



---

*"My highest priority is to keep the American people safe. I believe that Homeland Security is indistinguishable from National Security - conceptually and functionally, they should be thought of together rather than separately. Instead of separating these issues, we must create an integrated, effective, and efficient approach to enhance the national security of the United States."*

—President Barack Obama  
February 23, 2009

---



---

## Table of Contents

I.	Department of Homeland Security (DHS) Vision and Mission .....	1
II.	Fiscal Year 2010 Overview.....	3
	DHS Total Budget Authority by Funding: Fiscal Years 2008 – 2010.....	15
	FY 2010 Percent of Total Budget Authority by Organization .....	17
	Total Budget Authority by Organization: Fiscal Years 2008 – 2010.....	19
III.	Efficiency Review & Progress .....	21
IV.	Accomplishments .....	23
V.	Summary Information by Organization .....	33
	Departmental Management and Operations.....	35
	Analysis and Operations .....	47
	Office of the Inspector General.....	51
	U.S. Customs and Border Protection .....	55
	U.S. Immigration and Customs Enforcement .....	63
	Transportation Security Administration.....	73
	U.S. Coast Guard .....	81
	U.S. Secret Service.....	93
	National Protection and Programs Directorate .....	99
	Office of Health Affairs .....	109
	Federal Emergency Management Agency .....	115
	U.S. Citizenship and Immigration Services .....	125
	Federal Law Enforcement Training Center.....	131
	Science and Technology Directorate .....	135
	Domestic Nuclear Detection Office .....	143
VI.	Resource Tables .....	149
	FY 2010 President’s Budget Build.....	151
	Fiscal Year 2008 – 2010 Homeland and Non-Homeland Allocations.....	153

---



## DEPARTMENT OF HOMELAND SECURITY

### Our Vision

*A secure America, a confident public, and a strong and resilient society and economy.*

### Our Mission

*We will lead the unified national effort to secure America. We will prevent and deter terrorist attacks and protect against and respond to threats and hazards to the Nation. We will secure our national borders while welcoming lawful immigrants, visitors, and trade.*







**FY 2010 Budget Overview**

	<b>FY 2008 Revised Enacted <sup>1</sup></b>	<b>FY 2009 Enacted <sup>2</sup></b>	<b>FY 2010 Pres. Budget</b>	<b>FY 2010 +/- FY 2009</b>
	<b>\$000</b>	<b>\$000</b>	<b>\$000</b>	<b>\$000</b>
Net Discretionary:	\$ 35,065,701	\$ 40,056,930	\$ 42,713,922	\$ 2,656,992
Discretionary Fees:	2,923,150	3,166,019	3,072,030	(93,989)
<i>Less rescission of prior year carryover: <sup>3</sup></i>	<i>(124,985)</i>	<i>(61,373)</i>	-	<i>61,373</i>
<b>Gross Discretionary</b>	<b>37,863,867</b>	<b>43,161,576</b>	<b>45,785,952</b>	<b>2,624,376</b>
Mandatory, Fee, Trust Funds:	9,465,797	9,320,643	9,329,275	8,632
Total Budget Authority:	\$ 47,329,664	\$ 52,482,219	\$ 55,115,227	\$ 2,633,008
Supplemental: <sup>4</sup>	\$ 15,129,607	\$ 2,967,000	-	\$ (2,967,000)

1/ FY 2008 revised enacted reflects net reprogramming/transfer adjustments for CBP (\$2.6 million); TSA (-\$10.5 million); USSS (\$34.0 million); NPPD (-\$5.6 million); OHA (\$1.9 million); FEMA (-\$23.0 million); US CIS (\$282.167 million); FLETC (\$5.636 million) FEMA - DRF to OIG (\$16 million). Reflects technical adjustments to revise fee estimates for TSA Aviation Security - General Aviation Fee (\$.050 million); TSA Aviation Security - Passenger & Aviation Security Infrastructure Fee (\$96.025 million); TSA Transportation Threat Assessment and Credentialing - Registered Traveler (-\$31.601 million); TSA Transportation Threat Assessment and Credentialing - Transportation Worker Identification Credentials (\$37.9 million); TSA Transportation Threat Assessment and Credentialing - HAZMAT (-\$1.0 million); TSA Transportation Threat Assessment and Credentialing - Alien Flight School (\$1.0 million); and FEMA - Radiological Emergency Preparedness (-\$492 million). Pursuant to P.L. 110-161 reflects a scorekeeping adjustment for rescissions of prior year unobligated balances from USCG - AC&I (-\$137.264 million) and a rescission of current-year appropriations for USM (-\$5.0 million).

2/ FY 2009 enacted reflects technical adjustments to revise fee estimates for TSA - Transportation Threat and Credentialing - Registered Traveler (-\$10.0 million), TSA - Transportation Threat and Credentialing - Transportation Worker Identification Credentials (\$22.7 million); TSA - Transportation Threat and Credentialing - HAZMAT (-\$3.0 million); TSA - Transportation Threat and Credentialing - Alien Flight School (\$1.0 million). Reflects USCG realignment of Operating Expenses funding and Pursuant to P.L. 110-53 reflects TSA realignment of funds for 9/11 Commission Act implementation (\$3.675 million - Aviation Security, 13.825 million - Surface, \$2.5 million - Support). Reflects a scorekeeping adjustment for a rescission of prior year unobligated balances from USCG - AC&I (-\$20.0 million).

3/ Pursuant to P.L. 110-161, reflects rescission of prior year unobligated balances: FY 2008 - Counter-Terrorism Fund (-\$8.480 million); TSA (-\$4.5 million); Analysis and Operations (-\$8.7 million); FEMA - Disaster Relief Fund (-\$20.0 million); USCG - Operating Expenses (-\$9.584 million); CBP (\$- 2.003 million); US CIS (-\$.672 million); FEMA (-\$2.919 million); ICE (-\$5.137 million); FLETC (-\$.334 million); OSEM (-\$4.211 million); USM (-\$.444 million); CFO (-\$.380 million); CIO (-\$.493 million); DNDO (-\$.368 million); OHA (-\$.045 million); OIG (-\$.032 million); NPPD (-\$1.995 million); S&T (-\$.217 million).

Pursuant to P.L. 110-161, reflects rescission of start-up balances : FY 2008 - CBP (-\$25.621 million); FEMA (-\$14.257 million); Departmental Operations (\$12.084 million); Working Capital Fund (-\$2.509 million).

Pursuant to P.L. 110-329, Reflects rescission of prior year unobligated balances: FY 2009 - Analysis and Operations (-\$21.373 million); TSA (-\$31.0 million); FEMA - Cerro Grande (-\$9.0 million).

4/ In order to obtain comparable figures, Total Budget Authority excludes:

- FY 2008 supplemental funding pursuant to P.L. 110-161: CBP (\$1.531 billion); ICE (\$526.9 million); USCG (\$166.1 million);
- NPPD (\$275.0 million); FEMA (\$3.030 billion); US CIS (\$80.0 million); FLETC (\$21.0 million).
- FY 2008 supplemental funding pursuant to P.L. 110-252: USCG (\$222.607 million); FEMA (\$897.0 million).
- FY 2008 supplemental funding pursuant to P.L. 110-329: OIG (\$8.0 million); USCG (\$300.0 million); FEMA (\$8.072 billion).
- FY 2009 supplemental funding pursuant to P.L 110-252: USCG (\$112 million).
- FY 2009 supplemental funding pursuant to P.L. 111-5: USM (\$200 million); CBP (\$680 million); ICE (\$20 million); TSA (\$1.0 Billion); USCG (\$240 million); FEMA (\$610 million); OIG (\$5 million).
- FY 2009 supplemental funding pursuant to P.L. 111-8: USSS (\$100 million).



## FY 2010 BUDGET REQUEST

The Department of Homeland Security's Budget will strengthen current efforts that are vital to the nation's security, bolster DHS' ability to respond to emerging and evolving threats, and allow DHS to embrace new responsibilities in order to secure the nation. This Budget puts forward critical investments in the protection of the American people.

DHS and its many component agencies fulfill a broad mandate and conduct many different activities within a single, unified security mission. DHS performs critical tasks from protecting transportation hubs to conducting maritime rescues, from aiding disaster victims to enforcing immigration laws. Within this broad portfolio, the Department aims to secure the American people from all hazards – including terrorist threats and natural or accidental disasters – and to work effectively with its many partners to lead the collaborative effort to secure the nation. DHS undertakes the mission of securing the United States against all threats through five main action areas, each of which is strengthened by this Budget:

- *Guarding Against Terrorism* – Protecting the American people from terrorist threats is the founding purpose of the Department and DHS' highest priority. This Budget expands DHS efforts to battle terrorism, including detecting explosives in public spaces and transportation networks, helping protect critical infrastructure and cyber networks from attack, detecting agents of biological warfare, and building information-sharing partnerships with state and local law enforcement that can enable law enforcement to mitigate threats.
- *Securing Our Borders* – DHS prevents and investigates illegal movements across our borders, including the smuggling of people, drugs, cash, and weapons. In March, the Department announced a new initiative to strengthen security on the southwest border in order to disrupt the drug, cash and weapon smuggling that fuels cartel violence in Mexico. This Budget strengthens those efforts by adding manpower and technology to the southwest border. This Budget also funds smart security on the northern border and facilitates international travel and trade.
- *Smart and Tough Enforcement of Immigration Laws and Improving Immigration Services* – DHS welcomes legal immigrants, protects against dangerous people entering the country, and pursues tough, effective enforcement against those who violate the nation's immigration laws. This Budget contains funding to strengthen our employment eligibility verification systems, target and crack down on criminal aliens and expedite the application process for new legal immigrants.
- *Preparing for, Responding to, and Recovering from Natural Disasters* – The Department must aid local and state first responders in all stages of a natural disaster – preparing for the worst, responding to a disaster that has occurred, and recovering in the long run. This budget contains funding to strengthen DHS assistance for local first responders and the communities and families affected by disasters.
- *Unifying and Maturing DHS* – DHS is a young department. Its components must further involve in order to operate as effectively as possible as one agency with a single, unified

security mission. This Budget contains funding to initiate consolidation of mission support activities that will remain off-site from the St. Elizabeth's campus, reducing the many small and widely scattered leased locations and supporting the goal to build "One DHS."

DHS is employing several cross cutting initiatives to strengthen activities in each of these mission areas.

First, DHS is working across the board to increase cooperation with its partners – state, local, and tribal law enforcement agencies, international allies, the private sector, and other federal departments. The effort to secure America requires close coordination and collaboration; this Budget increases resources dedicated to these critical partnerships.

Second, the Department is bolstering its science and technology portfolio. This will lead to the development of new techniques and technologies that will expand DHS' law enforcement capabilities while minimizing law enforcement's impact on everyday, law-abiding citizens. This Budget contains important investments in technologies that will allow DHS officers to perform their security tasks more quickly and with greater accuracy.

Third, the Department continually aims for greater efficiency in its operations. Through the Department-wide Efficiency Review Initiative launched in March, DHS is ensuring all its resources are used in the most effective way possible to secure the nation.

The total FY 2010 budget request for the Department of Homeland Security is \$55.1 billion in funding; a 4.9 percent increase over the FY 2009 enacted level excluding supplemental funding. The Department's FY 2010 gross discretionary budget request<sup>1</sup> is \$45.7 billion, an increase of 5.9 percent over the FY 2009 enacted level excluding emergency funding. The Department's FY 2010 net discretionary budget request is \$42.7 billion.<sup>2</sup>

The following are highlights of the FY 2010 Budget Request:

### **GUARDING AGAINST TERRORISM**

- *State and Local Fusion Centers:* Full support and staffing are requested for the 70 identified State and Local Fusion Centers, facilities where information and intelligence is shared between federal, state, local and tribal authorities. Funding is dedicated to IT maintenance, support, and training.
- *Bomb Appraisal Officers:* \$9 million for an additional 109 Bomb Appraisal Officers (BAOs) to provide expertise in the recognition of and response to improvised explosive devices at airports to enhance aviation security. The request will provide BAO coverage at 50 percent more airports including all Category X, I, and II airports, and will provide a

---

<sup>1</sup> Gross discretionary funding does not include funding such as Coast Guard's retirement pay accounts and fees paid for immigration benefits.

<sup>2</sup> This does not include fee collections such as funding for the Federal Protective Service (NPPD), aviation security passenger and carrier fees (TSA), credentialing fees (such as TWIC - TSA), and administrative cost of the (National Flood Insurance Fund, FEMA).

BAO in every hub-spoke airport system, and to airports that currently have only one BAO assigned.

- *Visible Intermodal Prevention and Response Teams:* An increase of \$50 million is requested to fund 15 Visible Intermodal Prevention and Response (VIPR) teams dedicated to guarding surface transportation. The VIPR teams contain multi-skilled resources, including Transportation Security Inspectors, canine teams, Transportation Security Officers, Bomb Detection Officers, and Federal Air Marshals. These teams enhance the Transportation Security Administration's (TSA) ability to screen passengers, identify suspicious behavior, and act as a visible deterrent to potential terrorists in surface transportation environments.
- *Vulnerability Assessments:* A \$3.0 million increase is requested to provide for new nuclear reactor security consultations with the Nuclear Regulatory Commission. The budget request will also support vulnerability assessment pilot projects, which provide state and local stakeholders with a comprehensive understanding of vulnerabilities and critical infrastructure resiliency.
- *Bombing Prevention:* \$4.2 million is requested to enhance improved, coordinated national bombing prevention and improvised explosive device (IED) security efforts. Additionally, this funding will provide resources to enhance national awareness of the threat, facilitate multi-jurisdiction planning, and conduct additional capabilities assessments for 132 high-risk urban area detection, deterrence, response, and search elements. These elements include canine units, bomb squads, SWAT teams, and dive teams.
- *Cybersecurity for the Federal Government:* A \$75.1 million increase is requested to enable DHS to develop and deploy cybersecurity technologies to counter on-going, real world national cyber threats and apply effective analysis and risk mitigation strategies to detect and deter threats.
- *Explosives Detection Research:* Total funding of \$120.8 million, an increase of \$24.7 million, is requested to support DHS' Science and Technology Directorate (S&T) in addressing critical capability gaps in detecting, interdicting, and lessening the impacts of non-nuclear explosives used in terrorist attacks against mass transit, civil aviation, and critical infrastructure. Of the \$24.7 million, \$10.0 million will develop high-throughput cargo screening technology through automated, more efficient equipment. The remaining \$14.7 million will build on FY 2009 efforts to counter the threat of hand-carried improvised explosive devices to mass transit systems by detecting all types of explosive threats such as homemade, commercial, and military explosives.
- *Cybersecurity Research:* Total funding of \$37.2 million, an increase of \$6.6 million, is requested to support Science and Technology in addressing critical capability gaps identified in the Comprehensive National Cybersecurity Initiative (CNCI). Specifically, this effort will develop technologies to secure the nation's critical information infrastructure and networks.

- *Transformational Research and Development (R&D)*: A \$7.2 million increase is requested for Transformational R&D to improve nuclear detection capabilities, address enduring vulnerabilities, and reduce the operational burden of radiation and nuclear detection. The increase in FY 2010 will further these efforts to accelerate material optimization and production techniques, and establish a low-rate production capability for these materials. Additional funding could have a tremendous impact on the ability to uncover threats by detecting radiation sources.
- *BioWatch*: Total funding of \$94.5 million is requested for the BioWatch program in the Office of Health Affairs, which provides the capability for early detection and warning against biological attacks in over 30 of our nation's highest-risk urban areas through placement of a series of biological pathogen collectors. The request sustains the baseline capability of Gen-1/Gen-2 collectors while moving into the next generation of equipment. The funding would complete field testing for the Gen-3 prototype unit, secure IT architecture to facilitate networking between the biodetection systems, and procure production units to support the Gen-3 operational test and evaluation.
- *Vetting Infrastructure Modernization*: An increase of \$64 million is requested to modernize vetting infrastructure data management, adjudication workflow, and integration of all vetting systems in the third and final phase of the Vetting Infrastructure Improvement Plan. Modernization will enable a universal fee mechanism that will reduce duplicative background checks and fees for transportation workers, and provide the capability to process new populations using existing enrollment and vetting infrastructure, while continuing to ensure privacy and security.
- *Information Integration and Technology*: Total funding of \$34 million is requested for U.S. Secret Service information technology. Funding would provide for a secure cross-domain IT application, engineering and architecture activities to modernize and improve Secret Service systems, information-sharing environments, database performance, cyber security, and continuity of operations through robust backup and recovery procedures.
- *Intermodal Security Coordination Office (ISCO)*: A \$10 million increase is requested for the Intermodal Security Coordination Office within DHS Policy to support integrated planning between DHS and the Department of Transportation in the area of maritime transportation, as well as in other homeland security mission areas. The Intermodal Security Coordination Office will develop a strategic plan and metrics to guide development and modernization of intermodal freight infrastructure that links coastal and inland ports to highways and rail networks; an assessment of intermodal freight infrastructure needs and capability gaps; and recommendations to address the needs and capability gaps. The recommendations to address intermodal freight infrastructure needs and capability gaps will be incorporated into DHS' 5-year programming and budgeting guidance, and tracked to ensure they are achieved.
- *Electronic Crime Task Forces (ECTFs)*: Total funding of \$2.0 million is requested to support the operational costs of 13 ECTFs and DHS-mandated Certification and Accreditation of the Secret Service online reporting system.

- *Train 21*: Total funding of \$4.1 million is requested for Train 21, a business operations and training transformation initiative that advances the Federal Law Enforcement Training Center's mission to provide training for law enforcement personnel. Train 21 integrates classroom instruction with technology-based training and includes real-world situational and decision-making exercises.
- *Uniformed Division Modernization*: Total funding of \$4.0 million is requested to support a restructuring of the U.S. Secret Service Uniformed Division's (UD) legal authorities governing pay and compensation to bring the UD in line with the rest of the Federal Government and to more effectively recruit and retain the talent necessary to carry out its protective mission
- *National Technical Nuclear Forensics*: A \$2.8 million increase is requested to expand efforts to develop the capability to improve technical nuclear forensics on U.S.-made nuclear and radiological materials. The increase will also expand international collaborative efforts to collect and share relevant nuclear forensics information.

## **SECURING OUR BORDERS**

- *Combating Southbound Firearms and Currency Smuggling*: An increase of \$26.1 million is requested to enhance DHS' capability to combat southbound firearms and currency smuggling through additional personnel at and between the ports of entry and along the southwest border. This funding will support an additional 44 Border Patrol agents and 8 support staff as well as 65 Customs and Border Protection officers and 8 support staff. Resources are also requested to expand and maintain the Licensed Plate Reader (LPR) program to help establish and maintain effective control of the border. Additionally Immigration and Customs Enforcement (ICE) requests an additional \$70 million to hire 349 positions (specifically Special Agents, Intelligence Analysts, and Criminal Investigators) to increase enforcement staffing, improve cooperative efforts with the Mexican government, and establish another Border Violence Intelligence Cell. This cross-program initiative will increase national security by expanding activities to secure our borders.
- *Northern Border Technology*: \$20.0 million is requested to assist U.S. Customs and Border Protection (CBP) in providing improved situational awareness along the northern border through the design, deployment, and integration of surveillance, sensing platforms, detection technologies and tactical infrastructure. This technology will expand DHS capabilities, increase the effectiveness of our agents, and increase the ability to detect unlawful border activity successfully.
- *CBP Air and Marine (A&M) Personnel*: A \$19.1 million increase is requested to support Border Patrol agents by providing air cover as well as expanding maritime assistance along the borders. Funding is requested to hire an additional 68 pilots, 20 marine and 56 support personnel. During FY 2010, A&M plans to continue the expansion of its capabilities across the northern and coastal border and place heavy emphasis on the maritime requirements along the southeast and Caribbean borders. The additional

personnel resources are requested as new marine vessels are deployed to marine branches at strategic locations along the coastal borders.

- *Research and Development for Border and Maritime Security:* A \$7.1 million increase for Science & Technology is requested to fund a new research effort to provide advanced detection, identification, apprehension, and enforcement capabilities along borders, increasing the security of the border and lowering the risk of a successful terrorist attack. Additionally, funding will provide new technologies to the United States Coast Guard, Customs and Border Protection, and Immigration and Customs Enforcement, and other components operating in the maritime environment.

### **SMART AND TOUGH ENFORCEMENT OF IMMIGRATION LAWS AND IMPROVING IMMIGRATION SERVICES**

- *E-Verify:* \$10 million and 80 positions are requested to support improvements to the employment eligibility verification system, E-Verify. The growth of the E-Verify program will increase the need for monitoring and compliance activities to protect employees from discriminatory practices, safeguard privacy information, and enhance program efficacy. The FY 2010 program increase is primarily for monitoring and compliance activities, as well as IT-related business initiatives to improve system use.
- *Secure Communities:* Total funding of \$39.1 million is requested to hire, train, and equip 80 new enforcement personnel who will identify suspected criminal aliens, determine subjects' alien status, prioritize ICE enforcement actions against the highest threat criminal aliens, and assist in the removal of apprehended criminal aliens. Funding will also support the continued investment in information technology to improve efficiencies within ICE criminal alien identification prioritization and removal processes.
- *Detention and Removal Operations Modernization (DROM):* Total funding of \$25 million is requested for improvements to the system of detaining and removing illegal immigrants. The funding will be dedicated to developing and deploying the Detainee Location Tracking Module as part of the Bed Space and Transportation Management System, expanding the ICE Data warehouse data capacity and reporting capability to support the DRO IT data, and expanding Web services to allow the Electronic Travel Document application to communicate with other internal or external applications. DROM will effect improvements in the areas of real-time dynamic data reporting, detainee management, management of detention beds and tracking detainees, bed-space availability management, and transportation management for improved efficiency in detention and removals.
- *Law Enforcement Systems Modernization:* Total funding of \$49 million is requested to fund the ICE Law Enforcement Systems Modernization initiative, including a number of case management, information sharing, and operational support service projects that will improve access to law enforcement information. For example, the case management Traveler Enforcement Communication System (TECS) system modernization effort will support the investigative arm of ICE and update a 20-year-old system, giving ICE improved capabilities for case management, money laundering tracking and reporting, telephone analysis, intelligence reporting and dissemination, Bank Secrecy Act data access,



information sharing of subject record data, and statistical/ performance reporting. The funding will also support the design and development for the integration of ICE-Agreements of Cooperation in Communities to Enhance Safety and Security (ACCESS) and Information Sharing.

- *Immigrant Integration*: Total funding of \$10 million is requested for an Immigrant Integration program within USCIS, in order to improve the integration of immigrants into the United States. This program allows USCIS and the Office of Citizenship to work across the Federal Government and with state and local governments, U.S. businesses, non-profits, academia, and faith-based organizations to support effective integration efforts across the country. USCIS will provide grants to community-based organizations for citizenship preparation programs; facilitate English language learning through improved web resources; build volunteer capacity by developing a training certification framework for volunteers and, promote citizenship with integration messages at the workplace, among federal agencies, and the general public.
- *US-VISIT Identity Management and Screening Services*: An \$11.2 million increase is requested support the increased workload demands associated with the transition from 2- to 10- fingerprint biometric capture for foreign visitors. The increase will support biometric identifications and verifications, latent print processing, data sharing with other agencies, and the growing Secure Communities initiative, which shares biometric information with local law enforcement. The funding will also support information sharing and technical assistance to select foreign governments to promote the adoption and use of common biometric identity management standards in order to advance the ability to screen travelers to and workers within the United States.

*Western Hemisphere Travel Initiative (WHTI)*: A \$20.9 million increase is requested to continue maintaining and operating the WHTI program that supports Departmental efforts to facilitate the efficient movement of people at the land border POEs. WHTI provides a tool to conduct the necessary authentication at the time of crossing and it also accelerates the verification process mandated by law to the extent possible with Radio Frequency Identification (RFID) Technology and communications technology.

## **PREPARING FOR, RESPONDING TO, AND RECOVERING FROM NATURAL DISASTERS**

- *Pre-Disaster Mitigation (PDM)*: A \$60 million increase is requested for Pre-Disaster Mitigation in the Federal Emergency Management Agency. Funding will assist in the implementation of pre-disaster hazard mitigation measures that are cost-effective and are designed to reduce injuries, loss of life, and damage and destruction of property, including damage to critical services and facilities.
- *Adequate Fire and Emergency Response Staffing for Adequate Fire and Emergency Response (SAFER) Grants*: Total funding of \$420 million is requested to double the funds devoted to SAFER grants administered by the Federal Emergency Management Agency, which help fire departments increase the number of frontline firefighters. Funding will enable fire departments to increase their staffing and deployment capabilities, ensuring around the clock protection.

- *Disaster Relief Fund (DRF)*: Total DRF funding of \$2 billion, an increase of \$0.6 billion, is requested. The DRF, administered by the Federal Emergency Management Agency (FEMA), provides a significant portion of the total federal response to victims in declared major disasters and emergencies. This increase will provide relief for non-catastrophic disaster activity.
- *First Responder Technology*: Total funding of \$12 million is requested to develop and design technologies to address capability gaps identified by federal, state, local and tribal first responders. This program will test technologies, assess usability, and commercialize them to increase availability across all first responder communities.
- *Gap Analysis Program*: An additional \$3.0 million is requested for the Gap Analysis Program to supplement programs that evaluate the strengths and weaknesses of each state's emergency plans and evacuation plans and expand beyond earlier focus on hurricane-prone regions and rural and suburban areas to all hazards.

### **MATURING AND UNIFYING DHS**

- *DHS Headquarters Consolidation*: An additional \$75.0 million is requested for the consolidation of DHS headquarters activities. In FY 2010, DHS proposes to initiate consolidation of mission support activities that will remain off-campus, reducing the amount of small and widely scattered leased locations.
- *Strategic Requirements Planning Process*: An additional \$5.0 million and 5 FTE are requested for the DHS Strategic Requirements Planning Process (SRPP) to establish tangible Department-wide targets and goals to help integrate DHS components' efforts and ensure that the Department fulfills its homeland security mission. The SRPP is designed to coordinate with the Department's resource allocation and investment processes and ensure that both of these processes address the most critical homeland security needs and capability gaps. The SRPP is designed to utilize risk assessments to prioritize analysis of capability gaps, and risk would also be used to inform the prioritization of investment in capability gaps and needs identified through the SRPP.
- *OIG Auditors*: An increase of \$5.1 million is requested to hire an additional 60 staff. The increase of staffing will better position the Office of Inspector General to assist in supporting the Department's integrated planning guidance (IPG) of strengthening border security and interior enforcement. In addition, the increase will expand oversight of activities relating to DHS issues on immigration and border security, transportation security, critical infrastructure protection, federal and state/local intelligence sharing, Secure Border Initiative (SBI), and acquisition strategies. The OIG's oversight activities add value to DHS programs and operations by providing an objective third party assessment to ensure integrity and transparency.
- *Data Center Development/Migration*: A \$200.0 million increase is requested to support further migration of component systems, applications and disaster recovery to the DHS Enterprise Data Centers for central DHS management. Select DHS component budgets include funds to migrate their component specific applications to the DHS Data Center. The Data Center consolidation efforts will standardize IT resource acquisitions across

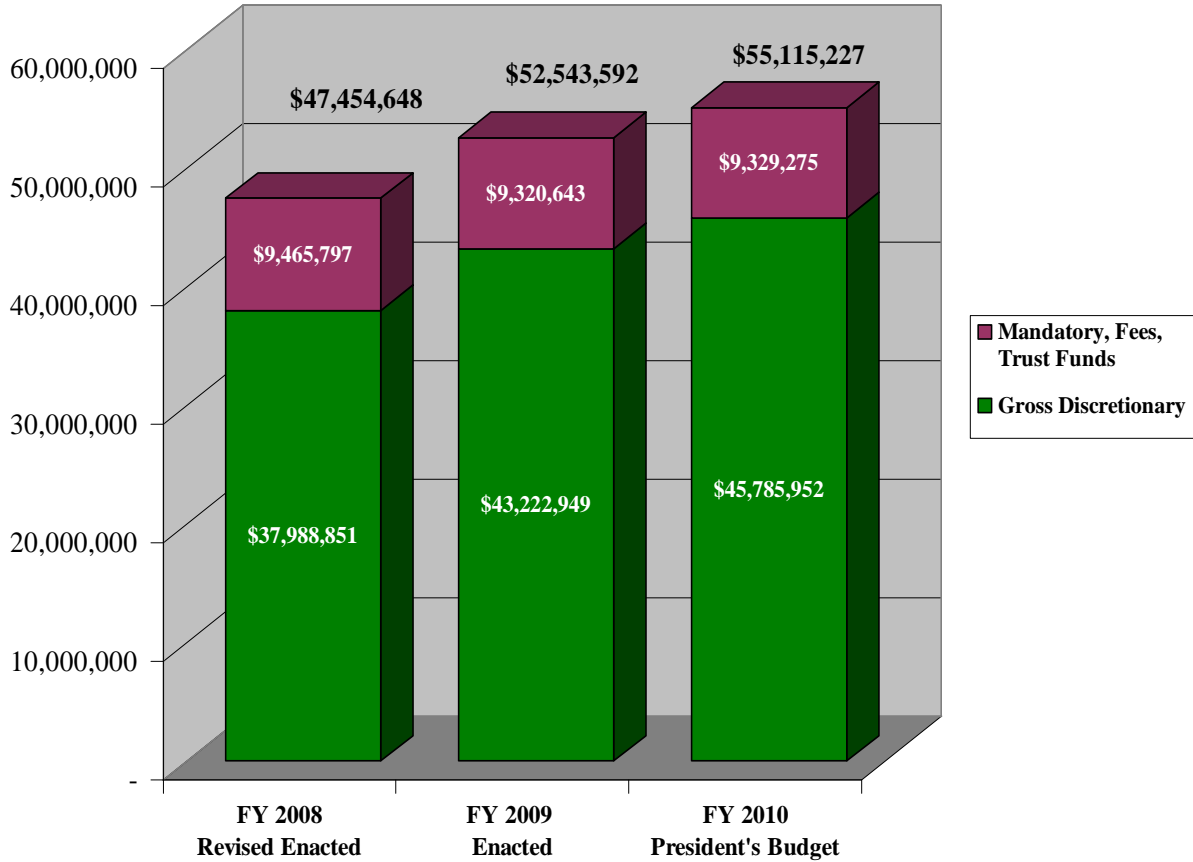
DHS components, as well as streamline maintenance and support contracts, allowing for less complex vendor support and expediting response times in the event of an emergency. Benefits derived from consolidation include enhanced IT security, improved information sharing with stakeholders, and enhanced operational efficiencies over time.

- *Information Security and Infrastructure*: \$23.0 million is requested to support: Network Security Enhancements, Internet Gateway Enhancements, and Single Sign-On Capability.
  - Network Security Enhancements: This funding is requested to mitigate high-risk areas within the DHS firewall. This request will establish critical Policy Enforcement Points across the DHS Network, improve DHS Security Operation Center capabilities (i.e., remediation, forensics), and establish robust classified facilities with highly skilled analysts. Network Security Enhancements will identify all internet connections for remediation by migrating separate, legacy component connections behind the DHS Trusted Internet Connections (TICs).
  - Internet Gateway Enhancements: This request will implement a High Assurance Guard to support mission requirements for accessing social networking sites and establishing the DHS Email Disaster Recovery capability where 100 percent of all e-mail traffic will be behind the two DHS TICs.
  - Single Sign-On (SSO) Capability: Increased FY 2010 funding will be utilized to initiate the application integration and establishment of the core infrastructures for AppAuth, eAuth, the SSO Gateway, and Service Oriented Architecture required under the SSO project. Through the close alignment with HSPD-12, DHS employees and federal, state, local and private-sector partners will be able to log in to their systems with only a single set of credentials in order to access multiple applications.



### TOTAL BUDGET AUTHORITY

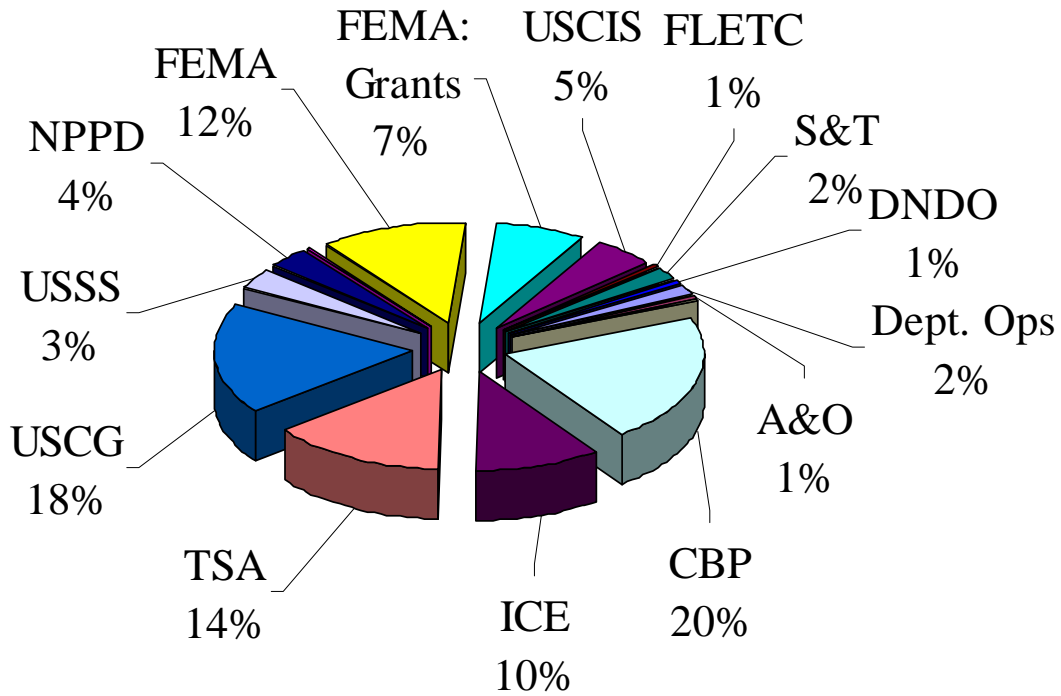
Dollars in Thousands



- FY 2010 Gross Discretionary funding increases by \$2.6 billion, or 6 percent, over FY 2009.
- There is an increase of \$8.6 million, or .1 percent, in estimated budget authority for Mandatory, Fees, and Trust Funds over FY 2009.
- Excludes supplemental funding and rescissions of prior-year carryover funds.



**FY 2010**  
**Percent of Total Budget Authority by Organization**  
**\$55,115,227,000**



- The following offices are less than one percent of the total budget authority and are not labeled in the chart above: Office of the Inspector General, Office of Health Affairs.
- Departmental Operations is comprised of the Office of the Secretary & Executive Management, the Office of the Federal Coordinator for Gulf Coast Rebuilding, the Office of the Undersecretary for Management, the Office of the Chief Financial Officer, and the Office of the Chief Information Officer.





**TOTAL BUDGET AUTHORITY BY ORGANIZATION**  
**Gross Discretionary & Mandatory, Fees, Trust Funds**

	FY 2008 Revised Enacted <sup>1</sup>	FY 2009 Enacted <sup>2</sup>	FY 2010 President's Budget <sup>3</sup>	FY 2010 +/- FY 2009 Enacted	FY 2010 +/- FY 2009 Enacted
	\$000	\$000	\$000	\$000	%
<b>Departmental Operations <sup>4</sup></b>	\$ 573,983	\$ 644,553	\$ 904,673	\$ 260,120	40%
<b>Analysis and Operations</b>	304,500	327,373	357,345	29,972	9%
<b>Office of the Inspector General</b>	108,711	98,513	127,874	29,361	30%
<b>U.S. Customs &amp; Border Protection</b>	9,285,001	11,274,783	11,436,917	162,134	1%
<b>U.S. Immigration &amp; Customs Enforcement</b>	5,054,317	5,928,210	5,762,800	(165,410)	-3%
<b>Transportation Security Administration</b>	6,809,359	6,990,778	7,793,576	802,798	11%
<b>U.S. Coast Guard</b>	8,631,053	9,623,779	9,955,663	331,884	3%
<b>U.S. Secret Service</b>	1,629,496	1,637,954	1,709,584	71,630	4%
<b>National Protection and Programs Directorate</b>	896,476	1,158,263	1,958,937	800,674	69%
<b>Office of Health Affairs</b>	118,375	157,191	138,000	(19,191)	-12%
<b>Federal Emergency Management Agency</b>	5,515,178	5,985,805	6,612,287	626,482	10%
<b>FEMA: Grant Programs</b>	4,117,800	4,245,700	3,867,000	(378,700)	-9%
<b>U.S. Citizenship &amp; Immigration Services</b>	2,822,012	2,690,926	2,867,232	176,306	7%
<b>Federal Law Enforcement Training Center</b>	273,302	332,986	288,812	(44,174)	-13%
<b>S&amp;T Directorate</b>	830,335	932,587	968,391	35,804	4%
<b>Domestic Nuclear Detection Office</b>	484,750	514,191	366,136	(148,055)	-29%
<b>TOTAL:</b>	\$ 47,454,648	\$ 52,543,592	\$ 55,115,227	\$ 2,571,635	4.89%
<b>Less Rescission of Prior Year Carryover Funds: <sup>5</sup></b>	(124,985)	(61,373)	-	61,373	-100%
<b>ADJUSTED TOTAL BUDGET AUTHORITY:</b>	\$ 47,329,664	\$ 52,482,219	\$ 55,115,227	\$ 2,633,008	5%
<b>SUPPLEMENTAL: <sup>6</sup></b>	\$ 15,129,607	\$ 2,967,000	\$ -	\$ (2,967,000)	\$ -

1/ FY 2008 revised enacted reflects net reprogramming/transfer adjustments for CBP (\$2.6 million); TSA (-\$10.5 million); USSS (\$34.0 million); NPPD (-\$5.6 million); OHA (\$1.9 million); FEMA (-\$23.0 million); US CIS (\$282.167 million); FLETC (\$5.636 million) FEMA - DRF to OIG (\$16 million). Reflects technical adjustments to revise fee estimates for TSA Aviation Security - General Aviation Fee (\$.050 million); TSA Aviation Security - Passenger & Aviation Security Infrastructure Fee (\$96.025 million); TSA Transportation Threat Assessment and Credentialing - Registered Traveler (-\$31.601million); TSA Transportation Threat Assessment and Credentialing - Transportation Worker Identification Credentials (\$37.9 million); TSA Transportation Threat Assessment and Credentialing - HAZMAT (-\$1.0 million); TSA Transportation Threat Assessment and Credentialing - Alien Flight School (\$1.0 million); and FEMA - Radiological Emergency Preparedness (\$-.492 million). Pursuant to P.L. 110-161 reflects a scorekeeping adjustment for rescissions of prior year unobligated balances from USCG - AC&I (-\$137.264 million) and a rescission of current-year appropriations for USM (-\$5.0 million).

2/ FY 2009 enacted reflects technical adjustments to revise fee estimates for TSA - Transportation Threat and Credentialing - Registered Traveler (-\$10.0 million), TSA - Transportation Threat and Credentialing - Transportation Worker Identification Credentials (\$22.7 million); TSA - Transportation Threat and Credentialing - HAZMAT (-\$3.0 million); TSA - Transportation Threat and Credentialing - Alien Flight School (\$1.0 million). Reflects USCG realignment of Operating Expenses funding and Pursuant to P.L. 110-53 reflects TSA realignment of funds for 9/11 Commission Act implementation (\$3.675 million - Aviation Security, 13.825 million - Surface, \$2.5 million - Support). Reflects a scorekeeping adjustment for a rescission of prior year unobligated balances from USCG - AC&I (-\$20.0 million)

3/ FY 2010 President's Budget reflects the proposed transfer of Federal Protective Service from ICE to NPPD (\$640.0 million).

4/ Departmental Operations is comprised of the Office of the Secretary & Executive Management, the Office of the Federal Coordinator for Gulf Coast Rebuilding, the Office of the Undersecretary for Management, the Office of the Chief Financial Officer, and the Office of the Chief Information Officer.

5/ Pursuant to P.L. 110-161, reflects rescission of prior year unobligated balances: FY 2008 - Counter-Terrorism Fund (-\$8.480 million); TSA (-\$4.5 million); Analysis and Operations (-\$8.7 million); FEMA - Disaster Relief Fund (-\$20.0 million); USCG - Operating Expenses (-\$9.584 million); CBP (-\$2.003 million); US CIS (-\$6.72 million); FEMA (-\$2.919 million); ICE (-\$5.137 million); FLETC (-\$334 million); OSEM (-\$4.211 million); USM (-\$444 million); CFO (-\$380 million); CIO (-\$493 million); DNDO (-\$368 million); OHA (-\$045 million); OIG (-\$032 million); NPPD (-\$1.995 million); S&T (-\$217 million).

Pursuant to P.L. 110-161, reflects FY 2008 rescissions of start-up balances: CBP (-\$25.621 million); FEMA (-\$14.257 million); Departmental Operations (\$12.084 million); Working Capital Fund (-\$2.509 million).

Pursuant to P.L. 110-329, reflects FY 2009 rescissions of prior year unobligated balances: Analysis and Operations (-\$21.373 million); TSA (-\$31.0 million); FEMA - Cerro Grande (-\$9.0 million).

6/ In order to obtain comparable figures, Total Budget Authority excludes:

- FY 2008 supplemental funding pursuant to P.L. 110-161: CBP (\$1.531 billion); ICE (\$526.9 million); USCG (\$166.1 million);
- NPPD (\$275.0 million); FEMA (\$3.030 billion); US CIS (\$80.0 million); FLETC (\$21.0 million).
- FY 2008 supplemental funding pursuant to P.L. 110-252: USCG (\$222.607 million); FEMA (\$897.0 million).
- FY 2008 supplemental funding pursuant to P.L. 110-329: OIG (\$8.0 million); USCG (\$300.0 million); FEMA (\$8.072 billion).
- FY 2009 supplemental funding pursuant to P.L. 110-252: USCG (\$112 million).
- FY 2009 supplemental funding pursuant to P.L. 111-5: USM (\$200 million); CBP (\$680 million); ICE (\$20 million); TSA (\$1.0 Billion); USCG (\$240 million); FEMA (\$610 million); OIG (\$5 million).
- FY 2009 supplemental funding pursuant to P.L. 111-8: USSS (\$100 million).



## **EFFICIENCY REVIEW**

As the Department highlights its spending priorities in this Budget, it is simultaneously conducting a bold and far-reaching Efficiency Review initiative to ensure that taxpayer dollars are spent in the most effective way possible. Efficiency Review encompasses both simple, common-sense reforms and longer-term, systemic changes that will, over time, make DHS a leaner, smarter department better equipped to protect the nation.

Secretary Napolitano launched the Efficiency Review on March 27, 2009 announcing sixteen department-wide initiatives beginning within 120 days, including:

### 30 Days:

- Eliminate non-mission critical travel and maximize use of conference calls and web-based training and meetings
- Consolidate subscriptions to professional publications and newspapers
- Minimize printing and distribution of reports and documents that can be sent electronically or posted online
- Maximize use of government office space for meetings and conferences in place of renting facilities

### 60 Days:

- Implement an electronic tracking tool for fleet usage data to identify opportunities for alternative fuel usage; heighten vigilance for fraud, waste or abuse; and optimize fleet management
- Conduct an assessment of the number of full-time, part-time employees and contractors to better manage our workforce
- Utilize refurbished IT equipment (computers and mobile devices) and redeploy the current inventory throughout DHS
- Leverage buying power to acquire software licenses for Department-wide usage (estimated savings of \$283 million over the next six years)

### 90 Days:

- Develop cross-component training opportunities for employees
- Develop a process for obtaining preliminary applicant security background data for candidates referred for final consideration (savings of up to \$5,500 per avoided full background check)
- As replacements are needed, convert new printers, faxes, and copiers into all-in-one machines (estimated savings of \$10 million over five years)

- Streamline decision-making processes in headquarters offices to eliminate redundancies

### 120 Days:

- Establish a plan to ensure the DHS workforce has employees sufficient in number and skill to deliver our core mission
- As replacements are needed for non-law enforcement vehicles, initiate acquisition and leasing of hybrid vehicles, or alternative-fuel vehicles in cases where hybrids are not feasible (estimated mileage improvement of above 30%)
- Maximize energy efficiencies in facility management projects (estimated savings of \$3 million a year)
- Standardize content for new-employee orientation and mandatory annual training modules department-wide.

Secretary Napolitano has issued formal guidance to all DHS employees regarding the 30-Day initiatives, and planning for the remaining initiatives is underway. Beyond the first 120 days, Efficiency Review will become a central element of budget development and the long term strategic vision of the Department.

## **PROGRESS**

The initiatives strengthened by this Budget would build atop what the Department has already accomplished since the start of the new administration.

To secure the border, DHS has launched a major new initiative to combat drug, cash and weapons smuggling that support drug cartels in Mexico in their efforts against law enforcement. The initiative includes hundreds of new personnel at the border and increased technological capabilities. These efforts have resulted in significant seizures of smuggled items headed into Mexico.

The Department has distributed \$970 million dollars to bolster transit and port security. The Recovery Act signed by President Obama contains \$1 billion for the development of new explosives-detection technologies to increase safety at transit hubs and public places. To guard against terrorism, Secretary Napolitano signed a new agreement with Germany to cooperate in developing new counter-terrorism technologies.

In terms of increasing preparedness for, response to, and recovery from natural disasters, DHS has responded quickly and effectively to severe ice storms in Kentucky, Arkansas, and Missouri, as well as to record flooding on the Red River in North Dakota and Minnesota. The Department has also taken critical steps to speed recovery in the Gulf Coast communities still struggling due to Hurricanes Katrina and Rita, including the extension of critical programs.

The Department has also taken important steps toward building a single identity and culture. The Recovery Act contained \$650 million for a new, consolidated headquarters for DHS, which is now scattered in buildings throughout the Washington, D.C. area. In March, Secretary Napolitano announced a moratorium on new branding for DHS components, which will now all use the established DHS seal.

## KEY FY 2008 ACCOMPLISHMENTS

The Department of Homeland Security (DHS) has achieved considerable success in protecting the nation from dangerous people and goods, securing the nation's critical infrastructure, strengthening emergency preparedness and response and unifying Department operations.

Over 2008, we remained focused on strengthening the foundations for successful execution of our mission. We continued to listen, learn, and grow as a department. And we continued to work in a spirit of collaboration with our federal, state, and local partners, and with the American people – all of whom are equal partners in helping us protect our country, as well as equal stakeholders in our progress to achieve our five major goals:

Since its creation in the aftermath of the tragic events of September 11, 2001, the Department has achieved much to protect and secure the United States. The following are selected achievements from FY 2008:

### GUARDING AGAINST TERRORISM

- *Counter-Intelligence (CI) Capabilities:* In 2008, the Office of Intelligence and Analysis (I&A) established a program office to provide counterintelligence strategy, policy and strategic analysis for the Department and protect DHS personnel, information, operations, programs and technologies from adversaries who intend to harm DHS and national interests. I&A produced the first-ever DHS Counter-intelligence Strategic Plan with departmental goals to increase CI awareness throughout the Department, conduct CI activities to defeat foreign intelligence collection on DHS activities, provide analytical capabilities, support cybersecurity, and provide oversight of DHS CI operations and activities. I&A increased counter-intelligence awareness training available to headquarters and components by five percent and extended the training to non-HQ components. I&A reduced vulnerabilities to DHS facilities by bolstering personnel assigned to the Technical Surveillance Countermeasures Program, increasing capacity for critical security sweeps. I&A also expanded deployment of training to state and local government as well as private-sector personnel handling classified and sensitive information received from the Department.
- *Greater Information Sharing:* The Office of Intelligence and Analysis (I&A) leads DHS efforts to improve the sharing of information and intelligence with Federal, state, local and tribal partners, and to change the Departmental culture from “need to know” to “responsibility to provide.” In 2008, I&A has deployed more than 25 intelligence officers to fusion centers across the country.
- *Reducing Risk from Small Vessels:* On April 28, 2008 the Secretary released the *DHS Small Vessel Security Strategy (SVSS)*, the intent of which is to reduce potential security and safety risks from small vessels through boater education. The recent attacks in Mumbai illustrate the need for such a strategy. Additionally, the strategy solicited the help of the small vessel community and the public in reducing risks from terrorism and piracy in the maritime domain.

- *Counter-Improvised Explosive Device (IED) Efforts:* In addition to TSA explosives detection technology at airports and Transportation Security Officer training, science and technology development, and the coordination efforts of the Office for Bombing Prevention, the Department has also distributed billions of dollars in grants to states and communities for IED prevention and protection over the course of 2008. In response to a national directive, DHS/S&T has established a new Program Executive Office specifically to find methods to reduce the nation's vulnerability to explosives and protect infrastructure.
- *Enhanced Aviation Security:* More than 2,000 Behavior Detection Officers employed at the TSA are working at more than 150 of the nation's largest airports to identify potentially high-risk passengers in airports. In 2008, TSA started requiring that holders of airport-issued identification credentials be perpetually vetted against the Terrorist Screening Database (Watch List) and has expanded its Travel Document Checking program at passenger security checkpoints. TSA worked tirelessly to begin implementing the Secure Flight program by early 2009, under which it will assume Watch List checks from airlines to help create a more consistent passenger screening process and reduce the number of misidentifications.
- *New Checkpoint Experience:* TSA revamped its airport screening operations which emphasizes the human element of security, and made significant technology and process improvements. Nearly 30 percent of the TSA workforce has completed a new two-day training module called "ENGAGE!" aimed at fostering a calm environment at the checkpoint to improve security. TSA has deployed whole-body imaging technology at 18 airports and 500 advanced technology x-ray machines at 20 airports to more effectively screen carry-on luggage.
- *Protecting U.S. and World Leaders:* The Secret Service continues to meet unprecedented challenges of protecting United States and world leaders while implementing a comprehensive plan for securing the 2009 presidential inauguration and providing protection for not only current U.S. leaders but also the president-elect and his family. During the 2008 campaign, the Secret Service achieved a 100 percent success rate in safe arrivals and departures for all protectees during more than 2,000 protective visits that spanned more than 1,600 protective days, including visits for nine candidates and spouses. Under DHS, the Secret Service has led the security planning and implementation for more than 10 designated national special security events, including the 2008 Democratic and Republican National Conventions.
- *Setting Chemical Security Standards:* In 2008, the National Protection and Programs Directorate (NPPD) established national standards for chemical facility security in a comprehensive set of regulations – the Chemical Facility Anti-Terrorism Standards – to protect high-risk chemical facilities from attack and prevent theft of chemicals that could be used as weapons.
- *Protecting Our Federal Networks:* The Comprehensive National Cybersecurity Initiative (CNCI) was created in 2008, establishing the policy and strategy and guidelines to secure federal systems. The directive provides a comprehensive approach that anticipates future cyber threats and technologies, and requires the Federal Government to integrate many of

its technical and organizational capabilities to better address sophisticated threats and vulnerabilities. Under CNCI, DHS leverages the National Cyber Security Division (NCSA) and the U.S. Computer Emergency Readiness Team (US-CERT), a 24-hour watch, warning, and response operations center. CNCI has achieved Federal Government-wide engagement, progress and momentum.

- *Implementing CNCI:* Working with the Office of Management and Budget (OMB), NCSA has greatly reduced the number of Internet access points throughout the Federal Government and will be deploying EINSTEIN 2 systems to those locations. EINSTEIN and EINSTEIN 2 are intrusion detection devices deployed by US-CERT to collect relevant data that enable analysts to detect potentially malicious cyber activities on federal networks. The EINSTEIN 2 system achieved Initial Operational Capability on December 5, 2008. NCSA has begun deployment of EINSTEIN 2, which will provide comprehensive, real-time intrusion detection capabilities and a single point of situational awareness across all executive branch agencies. This system and other DHS-developed cyber components are incorporated in the National Cybersecurity & Protection Program, which represents the integrated system architecture.
- *Addressing Biological Threats:* Since 2008, the Office of Health Affairs (OHA) has overseen the development and launch of the National Biosurveillance Integration Center (NBIC), which integrates biosurveillance data and information on biological incidents. To date, NBIC has played an integral role in a number of recent biological events, including the recent Salmonella Saintpaul outbreak, foot-and-mouth disease, the adulteration of Chinese milk products with melamine, cases of extremely drug-resistant tuberculosis, and pet food and E. coli incidents. NBIC continues to enhance partnerships and coordination with federal agencies, state and local governments and the private sector through increased communications, the development of daily situational reports and a bio-surveillance common operating picture in order to prevent the accidental or purposeful use of biological agents against the citizens of the United States.
- *BioWatch:* Through aerosol collectors strategically deployed by the Office of Health Affairs in more than 30 jurisdictions across the nation, the BioWatch program provides critical early detection capability of dangerous biological pathogens to enhance the nation's response to an accidental or purposeful use of biological pathogens. Efforts are also underway to develop the next-generation BioWatch system that could reduce detection time from up to 34 hours down to four to six hours.
- *Food, Agriculture and Veterinary Defense:* The Office of Health Affairs leads the Department's efforts in securing our nation's food supply, agriculture and animal health by coordinating and collaborating with federal entities in the food and agriculture sectors. The Defense of Agriculture and Food Dashboard has been in operation throughout 2008 and is actively used by numerous federal agencies including the Department of Health and Human Services, the Environmental Protection Agency, the Department of Agriculture, Defense, Energy, Justice, Interior, and the Homeland Security Council. The dashboard provides a centralized and collaborative source of information in support of a collective operating threat and response plan.

- *Cargo Security Technology:* DHS/S&T continues to develop next-generation technologies to ensure the integrity of cargo shipments, whether carried by marine, airborne or land conveyance, and enhances the end-to-end security of the supply chain – from the manufacturer of goods to final delivery – to ensure that dangerous individuals do not exploit this system to carry out their criminal or terrorist activities. In 2008, DHS/S&T delivered prototypes of the Advanced Container Security Device, a small unit that monitors all six sides of a cargo container to report any intrusion via the Marine Asset Tag Tracking System. It will also detect the presence of human cargo in the container.
- *Maritime Security Technology:* In 2008 DHS/S&T continued to develop advanced detection, identification, apprehension and enforcement capabilities along the nation’s maritime borders, and technologies that support a framework for rapid, coordinated responses to maritime anomalies and threats. DHS/S&T has developed a repeater-based communication prototype system for USCG Boarding Teams, which allows communication among boarding team members, no matter where they are on a vessel that is undergoing inspection. DHS/S&T has also developed a prototype Visualization Tools capability for Sector Command Centers, which provides USCG watch officers with improved situational awareness by fusing information from numerous databases, enabling rapid responses to illegal activities and emergencies.
- *Launching New Biodefense Facilities:* In 2008, DHS/S&T reached important milestones in the construction of two new biodefense facilities. First, a three-year site planning and environmental analysis process for the National Bio and Agro-defense facility (NBAF) was completed. The NBAF will research and develop diagnostic capabilities to protect U.S. agriculture, food supply and public health from accidental or intentional introduction of foreign animal diseases and zoonotic diseases. Second, construction was completed for the National Biodefense Analysis and Countermeasure Center laboratory, which is designed to characterize existing biological threats, anticipate future threats, and provide an enduring national forensics capability to support attribution of biocrimes and terrorism.
- *Analyzing Biological, Chemical and Weapons of Mass Destruction (WMD) Threats:* DHS/S&T completed a number of important assessments this year to stay ahead of the threat posed by dangerous chemical, biological and nuclear threats. The 2008 Bioterrorism Risk Assessment provided expansive analysis on the risk of a biological attack from a foreign or domestic adversary. The Bio Defense Net Assessments required by the president’s Biodefense for the 21st Century directive (HSPD-10) were also completed in FY 2008 to address fundamental questions about the nation’s overall biodefense strategy. The first ever Chemical Terrorism Risk Assessment was carried out this year to address chemical hazards, be they from toxic chemicals, warfare agents, traditional agents, pesticides or pharmaceuticals



## **SECURING OUR BORDERS**

- *Increased Border Law Enforcement Officers and Fencing:* CBP increased the size of its work force last year by 10% by adding officers, agents and agriculture specialists. CBP has doubled the size of the Border Patrol from approximately 9,000 in 2001 to more than 18,000 as of Nov. 21, 2008. CBP has constructed more than 520 miles of vehicle and pedestrian fencing, including approximately 93 miles in Fiscal Year 2008 (FY 08), building toward a total of roughly 670 miles of fencing along the nation's southern border. This year, technology upgrades under the Western Hemisphere Travel Initiative (WHTI) were completed at land border crossings marking the start for new Radio Frequency Identification (RFID) technology deployments at 354 northern and southern border ports that account for 95 percent of all cross-border travel into the United States. In 2008, CBP apprehended 1,020,438 individuals, including 200 individuals with serious criminal records such as murder, rape and child molestation.
- *Better Biometrics:* CBP officers currently collect biometrics from foreign visitors applying for admission into the United States at 183 air/sea ports and 168 land border ports of entry. 123 air, sea, and land ports of entry currently have the ability to collect ten fingerprints from arriving foreign visitors, enabling DHS to check visitors' full set of fingerprints against the Federal Bureau of Investigation's Criminal Master File and latent fingerprints collected from terrorist training camps, safe houses and battlefields around the world. The program has resulted in a total of 3,143 people interdicted at sea, 269 brought ashore for prosecution – with 152 convicted so far – and a significant reduction in the flow of illegal migration.
- *Comprehensive Radiation Detection:* DNDO, in coordination with CBP and the USCG, deployed more than 1,000 radiation detection devices to the nation's land and sea ports of entry by the end of 2008. One hundred percent of cargo containers crossing the southern border and 96 percent at the northern border are scanned for radiation, and more than 98 percent are scanned at our seaports. In FY 2008 DNDO conducted major test and evaluation campaigns aimed at improving preventive aviation and maritime radiation and nuclear detection technologies and assessing the capabilities of next-generation radiation portal monitors.
- *Stemming the Flow of Weapons, Cash and Counterfeit Goods:* In 2008, ICE launched 3,291 financial investigations into money laundering and other financial crimes, resulting in 1,596 related seizures of currency and monetary instruments in the amount of nearly \$250 million dollars. Throughout 2008, ICE seized 1,520 counterfeit items with a domestic value of \$64,126,280. ICE's counter-proliferation investigations have achieved new successes in intercepting illegal exports of weapons and essential weapons components, military equipment and sensitive technology, significantly increasing results with 1,045 cases, 190 arrests and 95 convictions so far this year. These efforts significantly contributed to preventing these sensitive items from reaching the hands of terrorists, hostile countries and violent criminal organizations. Stemming the flow of resources to criminal and terrorist networks is a critical component to hinder the ability of these organizations to fund and conduct their criminal or terrorist activities in the United States or overseas.

- *Ports, Waterways, and Coastal Security:* Under Operation Neptune Shield, the USCG escorts vessels carrying especially hazardous cargo, protecting nearby population centers and infrastructure from an attack. Through 2008, the USCG escorted more than 1,400 vessels and barges carrying such hazardous cargo. In FY 2008, the USCG conducted more than 80,000 critical infrastructure and key resources patrols; escorted 4,300 high capacity passenger vessels; 1300 Navy high value units; and boarded over 1,500 high interest vessels. USCG security forces also provided waterside security and escorts for 192 military outloads throughout the system of 20 pre-designated commercial and military strategic U.S. seaports.
- *Record-Breaking Narcotics Seizures and Agricultural Inspections:* In FY 2008, the USCG removed more than 267,100 pounds of cocaine at sea, worth an estimated street value of more than \$3.5 billion. Included in the removal total is cocaine seized from five semi-submersibles, which present a growing threat by drug trafficking organizations and a high level of risk to Coast Guard boarding teams. Throughout 2008, CBP seized almost three million pounds of narcotics and made three million agricultural interceptions at the ports of entry to include the exclusion of six commercial maritime vessels from U.S. waters due to Asian Gypsy Moth infestations. In FY 2008, ICE seized more than 60 tons of cocaine, nearly 2,500 pounds of heroin, more than 4,000 pounds of methamphetamine and more than one million pounds of marijuana. Additionally, ICE drug investigations led to 8,396 arrests and 5,532 convictions of individuals associated with narcotic violations.
- *Science and Technology at the Border:* DHS' Science and Technology (DHS/S&T) Directorate is evaluating an Ultra Wideband detection system at Nogales, Ariz. for thru-the-wall sensing of humans. DHS/S&T has two sensors installed in a major Nogales storm drain, and is working with CBP to optimize the performance of the system for false alarm reduction.

#### **SMART AND TOUGH ENFORCEMENT OF IMMIGRATION LAWS**

- *Secure Documentation Standards:* Michigan, New York, Vermont, Washington and several Canadian provinces partnered with DHS to issue Enhanced Drivers Licenses, offering their residents a convenient, secure alternative document accepted for cross border travel at land and sea ports of entry. DHS also continues to work with the states toward more secure state-issued drivers' licenses and identification cards, supporting those efforts through grant funding and standards development. All of these efforts enhance our illegal immigration enforcement operations and also bolster our counterterrorism strategies. Compliance with Western Hemisphere Travel Initiative (WHTI) requirements for air travel currently exceeds 99 percent. DHS will implement similar secure document requirements for land and sea travel in June 2009. WHTI reader equipment using RFID technology is currently being installed at land ports of entry covering 95 percent of traffic volume and is revolutionizing border processing. DHS improved the standards of its identification cards in 2008 and is offering more secure Trusted Traveler Program and Lawful Permanent Resident Cards that include technology to help speed border crossings.

- *Record-Breaking Law Enforcement:* Since January 2008, U.S. Immigration and Customs Enforcement (ICE) removed or returned more than 323,000 illegal aliens from the United States, roughly a 20 percent increase over the previous year. ICE dramatically increased penalties against employers whose hiring processes violate the law, securing fines and judgments totaling in the millions, as well as jail time for the most egregious offenders. Throughout 2008 agents made more than 1,100 criminal arrests and more than 5,180 administrative arrests, a 27 percent increase over the previous year's total arrests in worksite enforcement actions. From Jan. 1, 2008 to Nov. 21, 2008, ICE's Fugitive Operations Teams conducted more than 33,200 arrests; including 6,190 criminal fugitives, 18,787 non-criminal fugitives, 2,578 criminal non-fugitives, and 5,722 non-criminal non-fugitives. Under ICE 287g and Criminal Alien Programs, officers identified more than 260,000 criminal aliens last fiscal year in federal, state and local prisons and jails, more than triple the number of incarcerated aliens identified just two years ago.
- *Tools for Employers:* U.S. Citizenship and Immigration Services (USCIS) E-Verify program allows employers to use an automated system to verify name, date of birth and Social Security Number, along with immigration information for non-citizens, against federal databases to confirm the employment eligibility of both citizen and non-citizen new hires. In FY 2008, more than 63,000 new employers registered for E-Verify. This figure is more than triples the number from the combined total of previous years. During FY 2008, employers have been able to automatically verify more than 6.6 million workers' eligibility. This free and easy to use system helps protect a legal work force and an equal, competitive environment for business owners who want to follow the law.
- *Building Security and Stability Abroad to Protect the nation:* The USCG Cutter Dallas, and her crew of 170 men and women, left home in May 2008 for a historic deployment to Africa, the Mediterranean and the Black Sea. The Dallas crew conducted theater security engagements with six African and five European nations, and made history as the first U.S. warship to deploy with a foreign country's law enforcement detachment aboard, resulting in six boardings in the territorial waters of Cape Verde. The Dallas crew provided more than 350 hours of maritime training to more than 200 foreign personnel, and conducted almost 600 hours of community service. While in the Black Sea, Dallas worked with the U.S. Navy 6th Fleet and Destroyer Squadron 60 to deliver more than 76,000 pounds of humanitarian assistance supplies to the war-torn country of Georgia.

#### **PREPARING FOR, RESPONDING TO, AND RECOVERING FROM NATURAL DISASTERS**

- *Mature, Transformed FEMA:* Since March 2003, FEMA has responded to 454 major natural disaster and emergency declarations. FEMA has provided direct material and financial assistance to more than four million individuals across the nation. Throughout 2008, agency leadership across DHS operating components has planned, trained, and exercised together to build capabilities for crossing jurisdictional lines in disaster response. This cross-component integration has enabled FEMA to respond to emergencies faster, smarter, and with otherwise unavailable resources at its disposal.

- *Response to Unprecedented 2008 Hurricane Season:* DHS personnel have worked with state and local officials to quickly distribute aid, and successfully executed the evacuation of more than two million Gulf Coast residents in anticipation of Hurricanes Gustav and Ike. Additionally, USCG personnel from across the country responded to an unprecedented string of disasters in the Midwest and Gulf Coast from June to October. The crews of regional units, Disaster Area Response Teams (DARTs) and river cutters rescued residents trapped by floodwater, protected critical infrastructure and quickly rebuilt damaged aids to navigation after floods hit Midwestern states. USCG personnel rescued hundreds along the Gulf Coast trapped by hurricane storm surges, and opened the Houston Ship Channel to allow the flow of regional commerce. Coast Guard Maritime Safety and Security Teams nationwide provided critical water and landside security for the impacted regions, and elements of the National Strike Force deployed personnel to assist the Unified Command (federal, state, and local) with pollution response to hazardous material releases and oil discharges, salvage response, and logistics. FEMA and other federal agencies distributed nearly \$700 million to southeast Texas residents and businesses to aid in recovery, and relief efforts continue.
- *Federal Grant Programs:* Through FEMA, DHS has provided extensive support to state and local governments to help them prepare for and mitigate the impact of natural and man-made disasters. With more than \$27 billion provided since FY 2003 to state and local partners and by involving non-profit and private sector elements, the Department has provided grants to improve our nation's preparedness for any disaster. DHS announced grant guidance for more than \$3 billion in preparedness grant programs for FY 2009.
- *National Housing Strategy:* FEMA developed a comprehensive strategy for the overarching vision, goals, and principles for a national disaster housing effort. It complements the 2008 Disaster Housing Plan, which describes the specific actions that FEMA has taken in FY 2008 to support state and local officials in meeting the housing needs for disaster victims. The strategy brings together all levels of government, nongovernmental organizations and the private sector to meet the urgent housing needs of disaster victims and enables individuals, households and communities to rebuild their lives following a disaster.
- *Disaster Readiness and Support Activities:* FEMA's expanded disaster operations and logistics management capabilities have greatly improved our nation's ability to coordinate disaster response, and include the creation of 214 pre-scripted mission assignments across 27 federal agencies that strengthen and streamline response capabilities, and the coordination of numerous nationwide exercises that include leaders at all levels of federal, state and local government. To better connect with communities before disaster strikes, FEMA has established a private sector office responsible for building a bridge from the Federal Government to the private sector. DHS's Ready campaign conducted proactive outreach this year to more than 500 media outlets in the areas affected by destructive tornadoes, Midwest flooding, the California fires, and hurricanes. Ready also developed videos with up-to-the-minute preparedness advice, and utilized social media tools such as Twitter to disseminate preparedness information.

- *Supporting Local Security Plans:* NPPD's Office of Infrastructure Protection deploys Protective Security Advisors (PSAs) to support state and local Emergency Operations Centers. The PSAs provide infrastructure security expertise and support to local authorities responsible for domestic incident management. Their support was instrumental in critical incidents this year including the areas affected by destructive tornadoes, Midwest flooding, the Florida and California fires, and Gulf Coast hurricanes.

### **MATURING AND UNIFYING DHS**

- *Coordinating Transition Efforts:* DHS is aware of the heightened threat during periods of transition, and has worked tirelessly during 2008 to implement a careful and comprehensive succession plan. The Department prepared extensive briefing and confirmation materials for the incoming administration. Led by a director for the DHS transition, our cadre consists of senior and deputy transition officers who are working closely with our core transition team to evaluate internal processes, develop briefing materials to ensure operational effectiveness during the anticipated surge of incoming and exiting employees, and implement a training exercise plan.
- *Improved Workforce Accommodations:* The Office of the Chief Administrative Officer established initial DHS headquarters facilities, accommodated substantial growth, and set in motion a master building plan for consolidation of all headquarters functions. Planning includes the redevelopment of St. Elizabeths West Campus and reducing the number of locations within the National Capital Region from 40 to eight.
- *Civil Rights and Civil Liberties:* The Privacy Office and the Office for Civil Rights and Civil Liberties (CRCL) have provided proactive advice and impact assessments on the Department's work in cybersecurity, the use of satellite technology, and airport screening protocols. CRCL also continues to build partnerships between the government and American Arab, Muslim, Sikh, and South Asian communities. This engagement resulted in a number of important developments in 2008, such as the National Security Internship Program, which brings Arabic speaking students into internships at DHS and FBI intelligence offices.
- *Enhanced Privacy:* The Privacy Office ensured privacy is incorporated throughout the Department by guidance and compliance efforts on such initiatives as the state and local fusion centers, cybersecurity, traveler screening, REAL ID, and the use of satellite technology. The Privacy Office issued guidance on System of Records Notices (SORNs) and Safeguarding Sensitive Personally Identifiable Information. Additionally, over the course of this year, the Privacy Office improved the number of required Privacy Impact Assessments from 26 percent to 54 percent and SORNs from 66 percent to 92 percent.
- *Information Technology (IT):* Over the course of 2008, the Department has made significant strides to acquire and implement systems and other technologies to streamline operations at DHS Headquarters and across its components, ensure effective information security controls, and address IT risks and vulnerabilities. The DHS Office of the Chief Information Officer (OCIO), in collaboration with the DHS CIO Council, has worked to align the organization by reducing the number of internet access points, consolidating data centers, and establishing a DHS Security Operations Center. In 2008, DHS OCIO established the Trusted Internet Connection (TIC) to reduce the number of access points from 100 to two.

- *Bolstered Financial Management:* The FY 2008 audit demonstrates the Department's measurable progress and the efficacy of corrective actions and internal controls. DHS released its second edition of the Internal Control Playbook, which outlines the plan to resolve material weaknesses and build management assurances. The Department reduced the number of material weaknesses from 10 in FY 2006 to six in FY 2008.
- *Development of Strong Acquisition Principles:* The Department overhauled its acquisition management policy and defined and stratified acquisition programs for enhanced support and oversight in 2008. By creating a single point of accountability in the Acquisition Decision Authority, DHS established a single, but flexible, life cycle framework for all acquisitions. The Department issued new directives that created common acquisition standards and practices across all components and headquarters offices.
- *Enhanced Staffing and Training:* DHS has exceeded targeted goals by hiring more than 2,300 protection officers, 11,200 transportation security officers, more than 700 immigration enforcement agents and more than 450 deportation officers. In 2008, the Federal Law Enforcement Training Center (FLETC) trained more than 61,000 students from all three branches of the Federal Government, as well as international, state, local, campus, and tribal law enforcement agencies.
- *Veterans Outreach:* In 2008, DHS conducted Veterans Preference training for 48 DHS Human Capital and Equal Employment Opportunity specialists as part of the Veterans Outreach Strategy, while continuing follow-up training on the Uniform Services Employment and Reemployment Rights Act.
- *Military Naturalization Initiative:* USCIS Field Operations launched a joint effort with the Department of Defense to facilitate stateside expedited processing of military naturalization cases. Local offices have established liaison units to reach out to local military installations in an effort to naturalize legal permanent resident members of the armed forces prior to deployment overseas, and to offer information of other immigration-related benefits available to these individuals and their family members. As a result, approximately 8,500 military naturalizations took place during FY 2008 compared to 3,808 in FY 2007. At DHS headquarters, USCIS leadership and the Department of Defense established a regular meeting schedule to resolve logistical issues such as fingerprinting and keeping track of service members as they move from base to base within the United States.
- *Gulf Coast Rebuilding Increased Transparency and Accountability:* The GCR Office and FEMA are working together to make the rebuilding process in the Gulf Coast area after Hurricane Katrina more transparent to citizens and taxpayers. This year a Web site was created – <http://www.femarecovery.gov/gcromaps/> – to allow the public to view the funding for and status of rebuilding projects. The Web site includes information on public schools, police stations, fire stations, and other public safety-related buildings. Significant activity to further Gulf Coast recovery has occurred since the new Administration took office, which will be included in next year's report.

---

**SUMMARY INFORMATION BY DHS ORGANIZATION:**





---

## DEPARTMENTAL MANAGEMENT AND OPERATIONS

---

### Description:

Departmental Management and Operations provides leadership, direction and management to the Department of Homeland Security (DHS) and is comprised of separate appropriations including: the Office of the Secretary and Executive Management (OSEM); the Under Secretary for Management (US/M); the Office of the Chief Financial Officer (OCFO); the Office of the Chief Information Officer (OCIO); and the Office of the Federal Coordinator for Gulf Coast Rebuilding (OFCGCR) through FY2010.

**OSEM** provides resources for 13 offices that individually report to the Secretary. These offices include the Immediate Office of the Secretary, the Office of the Deputy Secretary, the Office of the Chief of Staff, the Office of the Executive Secretary, the Office of Counternarcotics Enforcement, the Office of Policy, the Office of Public Affairs, the Office of Legislative Affairs, the Office of the General Counsel, the Office for Civil Rights and Civil Liberties, the Office of the Citizenship and Immigration Ombudsman, and the Office of the Privacy Officer and beginning in FY 2010, the Office of Intergovernmental programs.

**US/M** includes the Immediate Office of the Under Secretary for Management, the Office of the Chief Human Capital Officer, the Office of the Chief Procurement Officer, the Office of the Chief Administrative Officer, and the Office of the Chief Security Officer.

**OCFO** is comprised of the Budget Division, the Program Analysis and Evaluation Division, the Office of Financial Operations Division, the Financial Management and Policy Division, the Internal Control Management Division, the Resource Management Transformation Office (Financial Systems Division), the Grants Policy and Oversight Division, the Departmental Audit Liaison Office, and the Workforce Development Division.

**OCIO** consists of five program offices: Executive Front Office, Information Security Office, Enterprise Business Management Office, Office of Applied Technology, and the Information Technology Services Office. OCIO has oversight of all Information Technology

### At a Glance

*Senior Leadership:*  
*Janet Napolitano, Secretary*  
*Jane Holl Lute, Deputy Secretary*  
*Elaine C. Duke, Under Secretary for Management*  
*Peggy Sherry, Acting Chief Financial Officer*  
*Margie Graves, Acting Chief Information Officer*  
*Janet Woodka, Federal Coordinator for the Gulf Coast Rebuilding Office*

*Established: 2003*

*Major Divisions: Office of the Secretary and Executive Management; Office of the Under Secretary for Management; Office of Chief Human Capital Officer; Office of the Chief Procurement Officer; Office of the Chief Administrative Officer; Office of the Chief Security Officer; Office of the Chief Financial Officer; Office of the Chief Information Officer; Federal Coordinator for the Gulf Coast Rebuilding Office*

**Budget Request:** **\$904,673,000**

**Employees (FTE):** **1,557**

projects in the Department. The OCIO provides information technology leadership, as well as products and services, to ensure the effective and appropriate use of information technology across DHS. The OCIO coordinates acquisition strategies to minimize costs and improve consistency of the information technology infrastructure. The OCIO enhances mission success by partnering with other DHS components to leverage the best available information technologies and management practices.

**OFCGCR** was created by Executive Order 13390 on November 1, 2005, which included the Gulf Coast Rebuilding Office and designated a Coordinator of federal support for the recovery and rebuilding of the Gulf Coast Region. Executive Order 13504 on February 20, 2009 postponed the closure of the Office of Federal Coordinator for Gulf Coast Rebuild (Office of the Federal Coordinator - OFC) to September 30, 2009.

### **Responsibilities:**

**OSEM** provides central leadership, management, direction, and oversight of all the Department's components. The Secretary serves as the top representative of the Department to the President, the Congress, and the general public.

**US/M's** primary mission is to deliver quality administrative support services and provide leadership and oversight for all Departmental Management and Operations functions that include IT, budget and financial management, procurement and acquisition, human capital, security, and administrative services. The US/M implements the mission structure for the Department to deliver customer services, while eliminating redundancies and reducing support costs. In this effort, the US/M is continuing the design and implementation of a functionally integrated mission support structure for the Department to improve the efficiency and effectiveness of the delivery of administrative support services.

**OCFO** is responsible for the fiscal management, integrity and accountability of DHS. The mission of the OCFO is to provide guidance and oversight of the Department's budget, financial management, financial operations for all Departmental management and operations, the DHS Working Capital Fund, grants and assistance awards, and resource management systems to ensure that funds necessary to carry out the Department's mission are obtained, allocated, and expended in accordance with the Department's priorities and relevant law and policies.

**OCIO** is responsible for operational direction and oversight of all DHS information technology functions. OCIO is the lead organization in providing the capability for DHS to partner in the sharing of essential information to Federal, State, and local governments as well as private industry and regular U.S. citizens for protection of the Homeland. OCIO coordinates the planning and design structure to ascertain the best IT practices, processes, and systems to support both OCIO and Component missions in accordance with DHS overall goals. OCIO is the lead organization in developing and maintaining the DHS Information Security Program, which includes oversight and coordination of activities associated with FISMA (Federal Information Security Management Act). OCIO is also responsible for providing performance metrics and overall evaluation of DHS Component IT programs as related to DHS and Government Performance and Results Act (GPRA) goals.

**OFCGCR** is responsible for working with federal, state and local officials to identify the priority needs for long-term rebuilding; communicating those needs to the decision makers in Washington, DC; and advising the President on the most effective, integrated and fiscally responsible federal strategies for support of Gulf Coast recovery. A temporary operation created after Hurricanes Katrina and Rita to oversee the multi-state Federal Emergency Management Agency (FEMA) operations of the Alabama, Mississippi, Louisiana and Texas Transition Recovery Offices (TRO).

**FY 2008 Accomplishments:**

**Office of the Secretary and Executive Management (OSEM)**

- The Immediate Office of the Secretary continued to provide the strategic vision and leadership to the Department necessary to maintain focus on the Secretary's five Goals: protect our Nation from dangerous people; protect our Nation from dangerous goods; protect critical infrastructure; strengthen our Nation's preparedness and emergency response capabilities; and strengthen and unify DHS operations and management.
- The Office of the Chief of Staff was integral to assisting the Secretary in directing the Department's resources toward accomplishing the Secretary's goals.
- The Office of the Executive Secretary assumed responsibility for the Secretary's morning operations and intelligence brief; began providing full service administrative, and human capital support to the Office of the Secretary and the Office of the Chief of Staff; made major improvements in the quality of support provided to the Secretary's communication team; and, provided significant cross-training to all OSEM staff for the 2009 change in the Administration to ensure continuity in operations.
- The Office of Counternarcotics Enforcement (CNE) spearheaded an interagency assessment of the connections between illegal drug trafficking and terrorism – a project which has focused on how drug proceeds overlap into other criminal areas such as money laundering and bulk cash smuggling.
- CNE developed a research project that focused on the fundamentals of U.S. currency movement within Mexico to improve the Department's counterdrug law enforcement and intelligence components' baseline understanding of bulk currency smuggling related to transnational crime and drug trafficking.
- The Office of Public Affairs successfully coordinated incident communications with the U.S. Secret Service for the Democratic and Republican national conventions, as well as incident communications plans for the presidential inauguration and successfully completed several regional and national level exercises, including Cyber Storm II in March 2008 and a Continuity of Operations (COOP) National Level Exercise in May 2008.

- The Office of Legislative Affairs coordinated and developed material for 131 hearings; 32 hearings included multiple DHS witnesses; assisted in preparing witnesses for oral testimony at 173 hearings; and attended, coordinated and managed a total of 1,864 legislative briefings.
- The Office of the General Counsel (OGC) continued to provide legal advice and support including issues related to cyber security and chemical facility security. OGC provided strategic guidance on significant litigation matters for component counsel offices, directed the Department's rulemaking activities, coordinated review of proposed regulations, and ensured that all regulatory actions presented to the Secretary complied with constitutional and statutory restrictions and mandates. OGC supported the Secretary in efforts to implement border security initiatives, particularly the fence construction effort, which involved a number of complex legal issues.
- The Office for Civil Rights and Civil Liberties (CRCL) led bi-monthly roundtables in six cities with government officials and leaders from the American Arab, Muslim, Sikh, South Asian, and Middle Eastern communities and continued its work to integrate leaders of the Somali American community into its regular engagement programs.
- CRCL conducted new immigration worker roundtables to advise the public about developments in the E-Verify program and issues that may affect worker rights and responsibilities, and to convene an inter-agency meeting of Federal participants to discuss better coordination and more efficient decision making in civil rights cases involving workers detained by Immigration and Customs Enforcement.
- In FY 2008, CRCL's Review and Compliance Division received 157 new complaints and closed 142 complaints. These complaints typically involve allegations regarding abuse of authority/color of law, conditions of detention for ICE detainees (including medical treatment), discrimination (race, disability, national origin), due process violations, profiling (race, religion, ethnicity), the treatment of unaccompanied minors and watch lists.
- The Office of Citizenship and Immigration Services Ombudsman established the Virtual Ombudsman System (VOS), which streamlines and standardizes the process by which individuals and employers contact the Ombudsman by deploying an Internet-based portal.
- The Office of Privacy prepared the *Handbook for Safeguarding (Personal identifiable information) PII at DHS* and *Rules for Handling PII at DHS* and conducted a review of all systems that collect or use Social Security Numbers (SSN) at DHS as part of its ongoing effort to eliminate unnecessary collection and storage of SSNs.
- The Office of the Federal Coordinator for Gulf Coast Rebuilding (OFCGCR) in FY2008 continued to manage the long-term Federal rebuilding efforts by working with State and local officials to reach consensus on their vision for region. A temporary operation created after Hurricanes Katrina and Rita to oversee the multi-state Federal Emergency

Management Agency (FEMA) operations of the Alabama, Mississippi, Louisiana and Texas Transition Recovery Offices (TRO), the OFCGCR will be continued in FY2010.

### **Under Secretary for Management**

- Implemented a centrally funded and managed Acquisition Professional Career Program modeled after the highly successful Navy Intern Program. This program features three, single year rotations through various components and provides the participants with all the experience and training they need to become journeyman level acquisition professionals.
- The percentage of DHS obligations awarded through competitive contract actions increased from 69 percent in FY 2007 to 75 percent in FY 2008. This surpassed the FY 2008 competition goal of 68 percent by seven percentage points, allowing it to realize a 75 percent level of competition two years ahead of a FY 2010 target.
- Reduced vulnerabilities to DHS facilities by bolstering personnel assigned to the Technical Security Counter-Measures Program increasing capacity for critical security sweeps. Increased deployment of training to state and local government as well as private-sector personnel handling classified and sensitive information received from the Department.
- Collaborated with the General Services Administration (GSA) to expeditiously bring the Master Planning, Environmental Impact Statement and National Historic Preservation Act Section 106 Consultations to a successful conclusion for the DHS Consolidated Headquarters at St. Elizabeth's West Campus. In cooperation with the GSA National Capital Region, a draft prospectus was also completed for consolidation of HQ mission support elements within the National Capital Region.
- Achieved milestones towards delivery of a Consolidated Remote Delivery Site to provide mail and courier services to DHS Component locations in the Washington, DC metropolitan area thereby improving efficiency, strengthening accountability and reducing risk to DHS employees by screening for chemical, biological, radiological, nuclear and explosive threats.
- Received the Presidential Award for Leadership in Federal Energy Management for institutionalizing energy management practices. Achieved a 17.1 percent energy reduction relative to the 2003 baseline. This compares with a requirement in 42 U.S.C. 8253(a)(1) to reduce energy consumption by 4 percent and the goal established by Executive Order 13423 of 6 percent. Additionally, DHS purchased an amount of renewable electricity equal to 4 percent of its annual consumption.
- Developed a transition planning approach for DHS to ensure operational continuity before, during and after the 2009 Presidential administration transition and change in DHS political leadership. Recognized for exemplary progress and improvements to breadth of supporting change management efforts.

### **Office of the Chief Financial Officer**

- Developed and implemented a comprehensive, web-based DHS Financial Management Policy Manual with nearly 30 new CFO policies.
- Managed the Working Capital Fund to provide cost-effective support services throughout DHS. Successfully implemented a number of key initiatives that have resulted in more effective and efficient management of the WCF, including establishment a WCF Governance Board which has resulted in better management of the fund by engaging senior leadership of both customers and service providers in a focused policy and planning process to assess internal controls over financial reporting, and includes corrective action plans with measurable, achievable milestones to remediate material weaknesses and other significant conditions.
- Continued to decrease Department-wide material weaknesses in internal controls for financial reporting. The design of our internal controls for financial reporting is now effective, as asserted to by the Secretary in the Financial Reporting Assurance Statement. A second edition of the internal controls play book was issued to present the DHS plan.
- Delivered 1,780 Questions for the Record (QFRs) to Congress within one month.
- Established the Program Review Board (PRB), chaired by the Deputy Secretary and composed of senior career leadership of each Component, which institutionalized an analytically-based, open and transparent Program and Budget Review process.
- Produced the first ever Highlights Report and Annual Performance Report which summarized performance and financial information for DHS. These reports were recognized as greatly enhancing the delivery of performance and accountability information to the American public by the Mercatus Center at George Mason University.

### **Office of the Chief Information Officer**

- Migration to geospatial Enterprise License Agreement 85% complete, saving the Department over \$23M since July 2006.
- The DHS Enterprise Architecture governance process resulted in over \$90M in cost avoidance/savings and achieved “Green” on the OMB scorecard.
- Removed 77 percent of DHS third quarter FY 2008 Exhibit 300s from the OMB Management Watch List, and achieved 75 percent of Level One investments within 10 percent of planned cost and schedule.
- Completed 90 percent of FY2008 E-Gov implementation plan and established milestones.

- Received a B+ on the Congressional FISMA Report Card on “Computer Security” for 2007 compliance, the highest grade for compliance since the Department was established in 2003.
- Developed a new enterprise-wide, defense-in-depth IT security strategy. Common enterprise controls are designed to facilitate secure information sharing within and across all appropriate mission boundaries to include: enhanced perimeter controls, strengthened internal network controls, expanded common or shared enterprise services, improved system-specific and user-specific controls.
- Completed the migration of DHS headquarters data center to Stennis Data Center to reduce data center operations cost across the Department.
- Achieved Secretary’s goal of having one enterprise, trusted email system with a common address list, allowing users to access contract information for all individuals with in the Department quickly and easily.

#### **Office of the Federal Coordinator for Gulf Coast Rebuilding**

- Since the 2005 hurricanes, Louisiana has stressed that its top priority is rebuilding and strengthening its hurricane protection system. OFCGCR has worked with all partners, including the Corps of Engineers, to ensure that this is accomplished. In 2008, OFCGCR worked alongside the Corps and with the State of Louisiana to ensure that all agreements, including one providing 30 year repayment terms, were executed. The Corps is presently on schedule to provide 100-year hurricane protection to the greater New Orleans area.
- Facilitated the streamlining of compliance with Housing and Urban Development (HUD) environmental and historic preservation requirements for approximately 4000 properties held by the Louisiana Land Trust (LLT) and the New Orleans Redevelopment Authority.
- Convened roundtable of experts, local officials, and local stakeholders to provide ideas to meet the affordable rental housing needs on the Gulf Coast.

**BUDGET REQUEST**

*Dollars in Thousands*

	FY 2008 Revised Enacted		FY 2009 Enacted		FY 2010 Pres. Budget		FY 2010 +/- FY 2009	
	FTE	\$000	FTE	\$000	FTE	\$000	FTE	\$000
Office of the Secretary and Executive Management	542	\$101,393	598	\$123,456	678	\$160,760	80	\$37,304
Office of the Under Secretary for Management	352	149,498	466	191,793	602	337,990	136	146,197
Office of the Chief Financial Officer	120	31,300	139	55,235	173	65,530	34	10,295
Office of the Chief Information Officer	91	289,092	94	272,169	94	338,393	-	66,224
Office of the Federal Coordinator for the Gulf Coast Rebuilding Office	14	2,700	9	1,900	10	2,000	1	100
<b>Net Discretionary -Excluding Supp.</b>	<b>1119</b>	<b>\$573,983</b>	<b>1,306</b>	<b>\$644,553</b>	<b>1,557</b>	<b>\$904,673</b>	<b>251</b>	<b>\$260,120</b>
Mandatory / Fees	-	-	-	-	-	-	-	-
<b>Subtotal</b>	<b>1119</b>	<b>\$573,983</b>	<b>1,306</b>	<b>\$644,553</b>	<b>1,557</b>	<b>\$904,673</b>	<b>251</b>	<b>\$260,120</b>
Supplementals	-	-	-	-	-	-	-	-
American Recovery and Reinvestment Act (ARRA) <sup>1</sup>	-	-	-	200,000	-	-	-	(200,000)
<b>Total Budget Authority</b>	<b>1119</b>	<b>\$573,983</b>	<b>1,306</b>	<b>\$844,553</b>	<b>1,557</b>	<b>\$904,673</b>	<b>251</b>	<b>\$60,120</b>
Prior Year Rescissions	-	-	-	-	-	-	-	-

<sup>1</sup> Funds received for USM St. Elizabeth's initiative pursuant to the American Recovery and Reinvestment Act (P.L. 111-5).



**FY 2010 Initiatives:**

**Office of the Secretary and Executive Management:**

- **Office of Policy-Integrated Requirements Process.....\$5.0M (5 FTE)**  
The Office of Policy piloted the integrated requirements process (called the Strategic Requirements Planning Process (SRPP)) in FY 2008 and FY 2009 as part of joint efforts with the Management Directorate to improve the ability of DHS to perform efficiently and effectively as a single unified Department. The SRPP provides an analytic basis to guide DHS budget requests and acquisition reviews so as to achieve DHS-wide unity, efficiency and effectiveness. The FY 2010 request for the integrated requirements process enables the SRPP to become fully operational in FY 2010. The funding permits development of measurable strategic requirements in FY 2010 across all DHS functional areas (screening, securing, incident management, law enforcement, domain awareness and benefits administration), as set forth in the Homeland Security Enterprise Architecture. It also funds cost-effectiveness and requirements studies and analyses, which are critical to developing well-justified requirements and finding ways to achieve cost savings and improve mission effectiveness (for example, by identifying redundant or overlapping budget requests or requests that are not aligned to DHS strategic priorities).
  
- **Intermodal Security Coordination ..... \$10.0M (8 FTE)**  
This funding will support the creation of an Intermodal Security Coordination Office (ISCO) within DHS Policy to support integrated planning between DHS and DoT in the area of maritime transportation, as well as in other homeland security mission areas. The first deliverables for this office in FY 2010 will be as follows: 1) A strategic plan and strategic metrics to guide development and modernization of intermodal freight infrastructure linking coastal and inland ports to highways and rail networks; 2) Intermodal freight infrastructure needs and capability gaps; and, 3) Recommendations to address the needs and capability gaps.
  
- **Civil Rights and Civil Liberties Staffing ..... \$2.3M (14 FTE)**  
The protection of civil rights and civil liberties is a top priority of this Administration, particularly in the context of national security and law enforcement. Ensuring that civil liberties are protected in the Department's efforts to secure the homeland is central to our mission. 6 U.S.C. 111(b)(1)(G). Ensuring that the rights of employees are protected and that DHS maintains a diverse and professional workforce is important to continually improving the morale and success of the Department. Based on past experience, these moderate increases in personnel provide enormous results for the Department, are critical to ensure that our way of life is protected as we seek to secure our nation.

**Office of the Under Secretary for Management:**

- **DHS Headquarters Consolidation ..... \$75.0M (0 FTE)**  
The initial phase of this project to consolidate leadership, policy, program, and operations coordination at the St. Elizabeth campus in Washington, DC, has been funded and is underway and the remaining phases are beginning design. In FY 2010, we propose to initiate consolidation of mission support activities that will remain off-campus, reducing

the many small and widely scattered leased locations. The on-campus and off-campus parts of this project both support the goals of a consolidated headquarters for DHS.

- **HSPD-12 Card Issuance..... \$25.0M (0 FTE)**  
The Office of the Chief Security Officer is requesting resources for HSPD-12 Card Issuance. The requested funds will be used to provide enterprise Public Key Infrastructure certificates, procure enrollment / card issuance work stations, card stock, and required support for the issuance of smartcards. Completion of smartcard issuance efforts will provide the infrastructure and baseline technology to support other DHS security programs.
- **Enterprise Records Management System..... \$3.1M (2 FTE)**  
DHS records are officially maintained through manual, paper-based processes. This includes many records developed or transmitted electronically that must be printed and filed. Implementation of this first phase of an electronic records management system will ensure that DHS personnel have access to timely and accurate information for decision making and to efficiently document government processes while preserving the public interest in the course of normal business and in cases of emergency. This system, once fully implemented will streamline record retention activities, from creation to disposal and including retrieval for use and responses to FOIA requests.
- **Right-sizing Human Capital Programs ..... \$3.3M (4 FTE)**  
The Office of the Chief Human Capital Officer is requesting \$3.255M and 4 FTE (8 positions) to meet the demands and needs of a growing Department and additional funding to pay for Working Capital Fund Shared service costs. The new positions will allow the CHCO to meet the key goals of the FY 2009 – 2013 Human Capital Strategic Plan which include becoming a premier employer while attracting and retaining high-quality employees, enhancing diversity at all levels of the organization to reflect the composition of the nation, enhancing the training, education and professional development of our employees and implementing flexible, yet consistent Department-wide human capital policies, programs and practices to strengthen and unify departmental operations and management.
- **DHS-Wide Acquisition Workforce Intern Program ..... \$7.0M (50 FTE)**  
The Office of the Chief Procurement Officer is requesting \$7 million and 50 FTE for training, certifying, and retaining an appropriate workforce of acquisition professionals. To address the shortage of contracting professionals, DHS is expanding the Acquisition Intern Program and adding the Student Career Experience Program positions to form the core of the procurement workforce.
- **DHS Selective Acquisition Transactions..... \$9.0M (12 FTE)**  
The Office of the Chief Procurement Officer is requesting \$9 million and 12 FTE to establish the initial contracting capacity in order to provide contract support for all DHS classified acquisitions.

- **Acquisition Program Management Policy ..... \$9.0M (10 FTE)**  
The Office of the Chief Procurement Officer is requesting \$9 million and 10 FTE to expand Department Management Teams that support DHS program offices in delivering timely and effective acquisitions that currently comprise the Division.
- **Personnel Security Adjudication Team ..... \$3.0M (5 FTE)**  
The Office of Chief Security Officer is requesting resources to create a DHS Personnel Security Adjudication Team that will allow DHS the ability and flexibility to adjudicate the sudden increase of completed background investigations in a proactive manner.
- **Special Access Program Control Office (SAPCO) Staffing ..... \$5.0M (10 FTE)**  
The Office of the Chief Security Officer is requesting resources to create a Special Access Program Control Office (SAPCO) and to expand Sensitive Compartmented Information (SCI) Oversight. SAPCO will develop and implement policy and procedures for DHS SAP governance and serves as the single point of contact for coordinating component requirements. The SCI Oversight expansion will limit the systemic risk to the Department's most critical form of intelligence information.

**Office of the Chief Financial Officer:**

- **Improve Financial Accountability ..... \$2.5M (10 FTE)**  
This program increase provides 20 Positions (10 FTE) and \$2.495 million for increased staffing and support necessary to meet the demands of reviewing and conducting independent analysis for the majority of programs within DHS along with increased financial and budget support for the Department.
- **External Evaluations of Programs ..... \$3.0M (0 FTE)**  
The requested program increase is for the Office of Program Analysis and Evaluation (PA&E) to support a series of external evaluations of programs to be conducted periodically by Federally Funded Research and Development Centers or other independent parties outside the Department and enhance the PA&E mission to provide information on key analytical issues to Department leadership and the Administration.

**Office of the Chief Information Officer:**

- **Data Center Development/Migration.....\$58.8M (0 FTE)**  
Increased funding in FY 2010 will focus on further migration activity of Component systems, applications and disaster recovery to the DHS Enterprise Data Centers for central DHS management. FY 2010 funding will provide essential data center capability enhancements and support services to facilitate Components migrations from legacy Component data centers into the DHS Data Centers. Collocation and consolidation will provide a number of benefits over the environments that currently exist within the disparate Component computing facilities. Reducing the overall computing asset footprint will result in reduced system maintenance, management, and administration costs, while a merging of existing operations and maintenance contracts will further reduce overhead and administrative costs. The previous, non-unified networking structure made communication and information exchange across the Department enterprise arduous and costly, thereby inhibiting mission success and timeliness. The Data Center consolidation efforts will standardize IT resource acquisitions across

Components, as well as streamline maintenance and support contracts, allowing for less complex vendor support and expediting response times in the event of an emergency. Benefits derived from consolidation are enhanced IT security posture, improved information sharing with stakeholders, and enhanced operational efficiencies over time. This activity will be managed through the DHS Working Capital Fund.

- **Network Security Enhancements.....\$10.4 M (0 FTE)**  
Network Security Enhancements: This funding will mitigate high risk areas within the DHS firewall. This request will establish critical Policy Enforcement Points across the DHS Network, improve DHS Security Operation Center capabilities (i.e., remediation forensics), and establish robust classified facilities with highly skilled analysts. Network Security Enhancements will identify all internet connections for remediation by migrating legacy connections behind the DHS Trusted Internet Connections (TICs).
  
- **Internet Gateway Enhancements.....\$8.4 M (0 FTE)**  
Internet Gateway Enhancements: Additional funding will diminish elevated threat areas for DHS at the perimeter. This request will implement a High Assurance Guard to support mission requirements for accessing social networking sites and establish the DHS Email Disaster Recovery capability where 100 percent of all email traffic will be behind the two DHS TICs.
  
- **Single Sign-On (SSO) .....\$4.2 M (0 FTE)**  
Single Sign-On (SSO) Capability: Increased FY 2010 funding will be utilized to initiate the application integration efforts and kick-off of the Single Sign-On project. This funding will leverage best of breed technologies to improve operator timely, secure access to mission applications for DHS employees and, Federal, State, Local and Private Sector Partners. This implementation will be closely aligned with the Homeland Security Presidential Directive (HPSD) 12: Policy for a Common Identification Standard for Federal Employees and Contractors. Specifically, funding will establish an implementation team to oversee and execute the application integration and establishment of the core infrastructures for AppAuth, eAuth, the SSO Gateway, and Service Oriented Architecture required under the SSO project. By implementing SSO, DHS computer users will be able to log-in to their systems with only a single set of credentials in order to access multiple applications, minimizing the need for a user to log-in multiple times for different applications.
  
- **COMSEC Modernization.....\$6.7M (0 FTE)**  
This funding will replace 100% of legacy, out-of-compliance COMSEC equipment across the DHS enterprise, improving DHS ability to share classified information across the Homeland. Additionally, the request upgrades critical communications nodes to the Federal Government and to the States in support of the Infrastructure Protection Program under HSPD 63. COMSEC support is also essential to the maintenance of secure communications required in NSPD 3-10.

---

## ANALYSIS AND OPERATIONS

---

### **Description:**

The Analysis and Operations appropriation provides resources for the support of the Office of Intelligence and Analysis (I&A) and the Office of Operations Coordination and Planning (OPS). This appropriation includes both National Intelligence Program (NIP) funds for I&A and non-NIP funds for Operations Coordination.

### **Responsibilities:**

The two offices supported by this appropriation, however different and distinct in their mission, collaborate with other DHS components in an effort to support the DHS mission of protecting the homeland.

**Office of Intelligence and Analysis (I&A)** is responsible for the Department's intelligence and information gathering and sharing capabilities for and among all components of DHS, and with the State, local, and private (SLP) sector homeland security partners. As a member of the U.S. Intelligence Community (IC), I&A is the nexus between the nation's intelligence apparatus and DHS components and other SLP partners. I&A ensures that information is gathered from all relevant DHS field operations and other SLP partners and that this information is shared with appropriate stakeholders – including the IC and other Federal, State, local, and tribal officials; and private sector critical infrastructure owners/operators – to produce accurate, timely and actionable analytical intelligence products and services for DHS stakeholders. The Under Secretary for Intelligence and Analysis (U/SIA) leads I&A, and is also the Department's Chief Intelligence Officer (CINT) responsible for managing the entire DHS Intelligence Enterprise, and the Department's Chief Information Sharing Officer, responsible for implementing the objectives of the Program Manager – Information Sharing Environment (PM-ISE) within DHS.

**Office of Operations Coordination and Planning (OPS)** integrates DHS and interagency planning and operations coordination in order to prevent, protect, respond to and recover from terrorist threats/attacks or threats from other man-made or natural disasters. OPS plays a pivotal role in DHS' mission to lead the unified national effort to secure America by facilitating the Secretary's responsibilities across the full spectrum of incident management (prevention, protection, response and recovery). OPS provides situational awareness, assessments and operations coordination for the DHS Secretary and facilitates operational information sharing with all DHS components, as well as for federal, state, local, tribal, private sector and international partners. In support of the Secretary's role as Principal Federal Official for

### **At a Glance**

*Senior Leadership:*  
Roger Mackin,  
Acting Under Secretary,  
Office of Intelligence and Analysis  
Roger T. Rufe, Jr.,  
Vice Admiral, USCG (Ret.),  
Director,  
Office of Operations Coordination and  
Planning

*Established:* FY 2006

*Major Divisions:* Office of Intelligence and  
Analysis, Office of Operations  
Coordination and Planning

**Budget Request:** \$357,345,000

*Employees (FTE):* 699

domestic incident management, OPS develops and coordinates Departmental and interagency strategic-level operations plans.

### **Service to the Public:**

Analysis and Operations provides the resources that enable the critical support necessary to ensure the protection of American lives, economy, and property by improving the analysis and sharing of threat information. This includes advising all levels of government (Federal, State, territorial, tribal, and local), the private sector, and the public with timely warnings and advisories concerning threats to the homeland.

**I&A's** intelligence contribution to our national security is its ability to execute their homeland security intelligence analysis and warning mission while serving as a nexus for integration and coordination of actionable intelligence from both domestic and foreign sources. I&A's mission is to ensure that homeland security intelligence-related information is gathered, analyzed, reported, archived, and disseminated to DHS, IC, and SLP stakeholders. DHS' unique functional expertise resides with data rich operational intelligence organizations at the component-level where information is gathered and synthesized for dissemination to state, local and private sector partners. The blending of actionable intelligence, coupled with access to component and stakeholder source data, allows for unique analytical mission support and the subsequent development of high quality intelligence related products. In partnership and collaboration with the Office of Operations Coordination and Planning, these unique analysis products are rapidly shared with other DHS components as well as with our State, local, tribal, and territorial partners and the private sector.

**OPS** supports the DHS mission to lead the national unified effort to secure America by maintaining the National Operations Center (NOC) and by providing 365/24/7 incident management capability to ensure the seamless integration of threat monitoring and information flow. The NOC is the primary national-level hub for domestic incident management, operations coordination and situational awareness, fusing law enforcement, national intelligence, emergency response and private sector reporting. OPS provides information flow for other Federal, State, local, tribal and private sector entities as well as decision support to the White House, the Secretary of Homeland Security, DHS components and interagency partners.

### **2008 Accomplishments:**

#### **Office of Intelligence and Analysis (I&A)**

- I&A expanded support to Federal, State, local, and private sector DHS partners, including managing and facilitating the annual National State and Local IC Conference and producing joint analytic products on chemical, biological, radiological, and nuclear (CBRN) and health issues with the Los Angeles Joint Regional Intelligence Center (LA-JRIC). I&A deployed 25 intelligence officers across the nation in support of State and local fusion centers.
- I&A established the Homeland Security State and Local Intelligence Community of Interest (HS SLIC) to create and foster a culture of sharing critical intelligence information with our Federal, State, local, tribal, and territorial stakeholders. With

representatives from 43 states and six Federal agencies, the HS SLIC is a comprehensive community of more than 1,200 intelligence analysts across the U.S.

- I&A, with the National Counterterrorism Center (NCTC) and the Federal Bureau of Investigation (FBI) established the Interagency Threat Assessment Coordination Group (ITACG) to ensure State and local requirements are matched with IC reporting.
- I&A established an open source intelligence (OSINT) capability to provide focused access to OSINT to stakeholders in support of homeland security missions.
- I&A successfully deployed its Emergency Response Team proof-of-concept during Exercise TOPOFF-4 in support of the two Principal Federal Officials at the two Joint Federal Offices.
- I&A continued the expansion of Homeland Secure Data network (HSDN) access with a total of 29 sites consisting of 24 State and Local Fusion Center (SLFC) sites and 5 Intelligence Campaign Plan sites. Secure video teleconferencing capability was added to all I&A sponsored SLFC HSDN sites.
- I&A, in cooperation with the DHS Office of Security, chartered the Counterintelligence Steering Committee to be the unifying body for all DHS counterintelligence activities.

#### **Office of Operations Coordination and Planning (OPS)**

- OPS enhanced joint operations coordination and planning capability at the strategic level to support operational decision-making.
- OPS led development of the Integrated Planning System as the single contingency planning system to be used by all Federal Departments and Agencies.
- OPS provided equipment, connectivity and secure video teleconference capabilities for the Democratic National Convention, the Republican National Convention and the Hurricane Gustav response effort.
- OPS established the National Operations Center (NOC) as the central node for State and Local Fusion Center reporting and information sharing.

**BUDGET REQUEST***Dollars in Thousands*

	FY 2008 Revised Enacted <sup>1</sup>		FY 2009 Enacted		FY 2010 Pres. Budget		FY 2010 +/- FY 2009	
	FTE	\$000	FTE	\$000	FTE	\$000	FTE	\$000
Analysis and Operations	518	\$304,500	583	\$327,373	699	\$357,345	116	\$29,972
<b>Net Discretionary -Excluding Supp</b>	<b>518</b>	<b>\$304,500</b>	<b>583</b>	<b>\$327,373</b>	<b>699</b>	<b>\$357,345</b>	<b>116</b>	<b>\$29,972</b>
Mandatory / Fees	-	-	-	-	-	-	-	-
<b>Subtotal</b>	<b>518</b>	<b>\$304,500</b>	<b>583</b>	<b>\$327,373</b>	<b>699</b>	<b>\$357,345</b>	<b>116</b>	<b>\$29,972</b>
Supplementals	-	-	-	-	-	-	-	-
American Recovery and Reinvestment Act (ARRA)	-	-	-	-	-	-	-	-
<b>Total Budget Authority</b>	<b>518</b>	<b>\$304,500</b>	<b>583</b>	<b>\$327,373</b>	<b>699</b>	<b>\$357,345</b>	<b>116</b>	<b>\$29,972</b>
Prior Year Rescissions		-[8,700] <sup>2</sup>	-	-[21,373] <sup>3</sup>	-	-	-	-

<sup>1</sup> Reflects reprogramming of \$1.5 million to the Office of Public Affairs for the Ready.gov initiative.

<sup>2</sup> Pursuant to P.L. 110-161, \$8.7 million rescission of prior-year unobligated balances.

<sup>3</sup> Pursuant to P.L. 110-329, \$21.3 million rescission of prior-year unobligated balances.

**FY 2010 Initiatives:**

Funding and personnel for A&O initiatives are classified.



---

## OFFICE OF THE INSPECTOR GENERAL

---

### **Description:**

The Department's Office of Inspector General (OIG) was established by the Homeland Security Act 2002 (P.L. 107-296) by amendment to the *Inspector General Act of 1978*. OIG has a dual reporting responsibility to the Secretary of DHS and to the Congress. OIG serves as an independent and objective audit, inspection, and investigative body to promote economy, effectiveness, and efficiency in DHS programs and operations, and to prevent and detect fraud, waste, and abuse. OIG maintains effective working relationships with other federal, state, and local governmental agencies, and non-governmental entities regarding the mandated duties of the OIG

### **At a Glance**

*Senior Leadership:*  
*Richard L. Skinner, Inspector General*

*Established: 2003*

*Major Divisions: Audit, Emergency Management Oversight, Information Technology Audit, Inspections, and Investigations*

***Budget Request:***                      ***\$127,874,000***

***Employees (FTE):***                      ***632***

### **Responsibilities:**

The OIG conducts and supervises audits, inspections, special reviews, and investigations of the Department's programs and operations. OIG examines, evaluates and, where necessary, critiques these operations and activities, recommending ways for DHS to carry out its responsibilities in the most economical, efficient, and effective manner possible. OIG reviews recommendations regarding existing and proposed legislation and regulations relating to Department programs and operations.

In addition, OIG is responsible for the oversight of the management and expenditures of all contracts, grants, and governmental operations related to the on-going disaster relief efforts. This oversight is being accomplished through internal control reviews and contract audits to ensure appropriate control and use of disaster assistance funding. OIG is ensuring that this oversight encompasses an aggressive and on-going audit and investigative effort designed to identify and address fraud, waste, and abuse. OIG is also coordinating audit activities of other inspectors general, who oversee funds transferred to their respective departments and agencies by the Federal Emergency Management Agency (FEMA) to aid in disaster relief assistance.

### **Service to the Public:**

The OIG safeguards the public's tax dollars by preventing and detecting fraud, waste, and abuse in the Department's programs and operations. The OIG maintains and publicizes a toll-free hotline, which provides a prompt, effective channel for DHS employees, contract personnel, and private citizens to report incidents of fraud, waste, and abuse.

**FY 2008 Accomplishments:**

- The OIG issued 99 management reports (audits and inspections) and 25 financial assistance grant reports. The OIG processed 52 reports on DHS programs that were issued by other organizations. As a result of these efforts, \$140.7 million of questioned costs were identified, of which \$89.7 million were determined to be unsupported. In addition, \$37.6 million were recovered as a result of identifying disallowed costs identified from current and previous reports.
- DHS management concurred with 96% of the recommendations of OIG. Management agreed to deobligate \$4.9 million in disaster grant assistance resulting in funds put to better use.
- OIG investigations resulted in 904 reports issued, 426 arrests, 470 indictments, 402 convictions, and 33 personnel actions. Additionally, investigative recoveries, fines, restitutions, and cost savings totaled \$52.9 million. OIG investigators closed 1,056 investigations and 15,415 complaints.

**BUDGET REQUEST***Dollars in Thousands*

	FY 2008 Revised Enacted		FY 2009 Enacted		FY 2010 Pres. Budget		FY 2010 +/- FY 2009	
	FTE	\$000	FTE	\$000	FTE	\$000	FTE	\$000
Audit, Inspections and Investigations	551	\$92,711	577	\$98,513	632	\$127,874	55	\$29,361
FEMA - DRF -Transfer	-	16,000	-	-	-	-	-	-
<b>Net Discretionary -Excluding Supp</b>	<b>551</b>	<b>\$108,711</b>	<b>577</b>	<b>498,513<sup>2</sup></b>	<b>632</b>	<b>\$127,874</b>	<b>55</b>	<b>\$29,361</b>
Mandatory / Fees	-	-	-	-	-	-	-	-
<b>Subtotal</b>	<b>551</b>	<b>\$108,711</b>	<b>577</b>	<b>\$98,513</b>	<b>632</b>	<b>\$127,874</b>	<b>55</b>	<b>\$29,361</b>
Supplementals	-	8,000 <sup>1</sup>	-	-	-	-	-	-
American Recovery and Reinvestment Act (ARRA)	-	-	-	5,000 <sup>3</sup>	-	-	-	(5,000)
<b>Total Budget Authority</b>	<b>551</b>	<b>\$116,711</b>	<b>577</b>	<b>\$103,513</b>	<b>632</b>	<b>\$127,874</b>	<b>55</b>	<b>\$24,361</b>
Prior Year Rescissions	-	-	-	-	-	-	-	-

<sup>1</sup> Pursuant to P.L. 110-329, supplemental funds provided for Audit & Investigation activities as stipulated in the Disaster Relief and Recovery Act.

<sup>2</sup> Excludes \$16 million transfer of funds from FEMA Disaster Relief Fund provided in P.L. 110-329.

<sup>3</sup> Funds received for oversight/audit of programs, grants and projects funded under the American Recovery and Reinvestment Act (P.L. 111-5).

**FY 2010 Initiatives:**

• **Personnel Support.....\$5.1M (30 FTE)**

The budget requests funding for additional resources for staffing requirements for OIG oversight activities relating to several DHS issues on immigration and border security, transportation security, critical infrastructure protection, federal and state/local intelligence sharing, Secure Border Initiative (SBI), and acquisition strategies. In addition, the increase in staffing will better position the Office of Investigations to assist in supporting the Department's planning to strengthen border security and interior enforcement. The Office of Investigations will be able to investigate more of the allegations that they have had to delegate to component internal affairs offices. The OIG's oversight activities add value to DHS programs and operations by providing an objective, third party assessment to ensure integrity, prevention and detection, and ferreting out of waste, fraud and abuse in DHS programs and operations. A significant benefit of OIG's work is the resulting financial savings and recoveries associated with the identification of fraud, waste, and abuse. The avoidance of fraud, waste, and abuse contributes to the DHS goal of achieving organizational excellence, in addition to all other DHS strategic goals, while also providing the various DHS components and Congress with the assurances that DHS resources are being used as intended.

• **GSA Rent and Facility-Related Costs.....\$1.0M (0 FTE)**

The budget requests \$1.0 million in program resources for General Services Administration (GSA) rent and facility-related costs. The FY 2010 budget request funds an accumulated increase of GSA rent, guard services, maintenance and management of buildings, commercially leased parking, utilities, and other miscellaneous space related costs. During FY 2009, the OIG will consolidate the Office of Investigations, Washington Field Office (WFO) located in Virginia to headquarters. The consolidation of the WFO to headquarters will result in a more effective and efficient operation for the Office of Investigations. The increase level of on-board positions since FY 2008 combined with the relocation of the WFO to headquarters resulted in a permanent requirement to acquire additional space at OIG's headquarters located in Washington D.C.

• **Training.....\$2.4M (0 FTE)**

The budget requests funding to facilitate the OIG's personnel professional educational training requirements and the Council of the Inspectors General on Integrity and Efficiency (CIGIE) under the mandatory requirements of the *Inspector General Reform Act of 2008*, P.L. 110-409. The Inspector General Act requires Office of Inspectors General to adhere to the Generally Accepted Government Auditing Standards (GAGAS) promulgated by the Government Accountability Office. Similarly, evaluations and investigations are done in adherence with professional standards adopted by the President's Council on Integrity and Efficiency and the Executive Council on Integrity and Efficiency. OIG investigative personnel must complete required training programs, annual training and specialized technology and investigative training. The \$2.4 million represents the continuation of professional, technological, and investigative educational training requirements.



---

# U.S. CUSTOMS AND BORDER PROTECTION

---

## Description:

U.S. Customs and Border Protection (CBP) is responsible for protecting the sovereign borders of the U.S. at and between official ports of entry. CBP is the frontline protecting the American public against terrorists and instruments of terror. CBP also protects economic security by regulating and facilitating the lawful movement of goods and persons across U.S. borders. CBP performs these missions with vigilance, integrity and professionalism.

## Responsibilities:

CBP is responsible for ensuring that all persons and cargo enter the U.S. legally and safely through official ports of entry. CBP officers prevent cross-border smuggling of contraband such as controlled substances, weapons of mass destruction, and illegal or diseased plants and animals. CBP ensures that travelers and immigrants present appropriate documentation prior to entering the U.S. CBP works to prevent the illegal export of U.S. currency or other monetary instruments, stolen goods such as vehicles, and strategically sensitive technologies.

CBP is the guardian of America's borders. CBP's Border Patrol works to prevent the illegal entry into the U.S. of persons and contraband between ports of entry. CBP is responsible for protecting more than 5,000 miles of border with Canada, 1,900 miles of border with Mexico, and 95,000 miles of shoreline. CBP's Office of Air and Marine patrols our Nation's borders to interdict illegal drugs and terrorists before entry into the United States and provides surveillance and operational support to special national security events.

CBP officers work at foreign and domestic ports of entry to ensure the safe and efficient flow of commerce into the United States. CBP officers are deployed overseas at major international seaports as a part of the Container Security Initiative and the Secure Freight Initiative, prescreening shipping containers to detect and interdict terrorists' weapons and other illicit material before arrival on U.S. shores. This and other programs that partner with foreign nations and private industry expands our nation's zone of security. CBP's entry specialists and trade compliance personnel also enforce U.S. trade and tariff laws and regulations in order to ensure a fair and competitive trade environment pursuant to existing international agreements and treaties.

## At a Glance

*Senior Leadership:*  
*Jayson P. Ahern, Acting Commissioner*

*Established: 2003*

*Major Divisions: Border Security Inspections and Trade Facilitation; Border Security and Control Between Ports of Entry; Secure Border Initiative (SBI); CBP Air and Marine; Automation Modernization.*

***Budget Request:*** ***\$11,436,917,000***

*Gross Discretionary:* *\$10,057,588,000*

*Mandatory, Fees & Trust Fund:* *\$1,379,329,000*

*Employees (FTE):* *58,105*

**Service to the Public:**

Annually, CBP has direct contact with approximately 400 million people crossing the borders through ports of entry and approximately 1.1 million people each day. CBP also serves hundreds of thousands of shippers, drivers, pilots, and importers associated with approximately 29 million processed trade entries.

CBP protects the American public from acts of terrorism by constant vigilance at and between ports of entry. CBP protects American businesses and workers by ensuring that travelers and goods move safely and efficiently across our borders: that immigrants and visitors are properly documented; and that customs, immigration and trade laws, regulations and agreements are enforced.

**FY 2008 Accomplishments:**

- Border Patrol agent staffing increased by 17 percent, from 14,923 in FY 2007 to 17,499 at the end of FY 2008.
- CBP officers staffing increased by 7.3 percent, from 18,389 in FY 2007 to 19,726 at the end of FY 2008 and agriculture specialists staffing increased by 5.5 percent, from 2,159 to 2,277 at the end of FY 2008.
- Through the deployment of the right mix of new resources and enforcement operations supported by intelligence activities, CBP increased the FY 2007 miles of border under effective control from 599 miles to 757 miles at the end of FY 2008.
- CBP apprehended over 723,000 people between our ports of entry and encountered over 224,000 inadmissible aliens at the ports of entry.
- CBP processed over 400 million pedestrians and passengers and more than 121 million cars, trucks, buses, trains, vessels and aircraft at 327 ports of entry.
- CBP began the final phase of the San Diego Border Infrastructure System (BIS). A significant milestone was achieved this past year with the award of a contract for the final 5 mile portion of the 14 mile BIS project in the San Diego Sector. This segment of the project, which includes Smuggler's Gulch and Border Field State Park, is under construction and is tentatively scheduled to be completed in May 2009.
- CBP expanded the Model Ports Initiative to 18 additional airports. This was a joint venture between federal agencies, the travel industry, airlines and airport authorities to improve our processes for clearing and welcoming travelers into the United States.
- CBP launched Global Entry, a customer service and security program designed to expedite the screening and processing of pre-approved, low-risk U.S. citizens and lawful permanent residents traveling from abroad to the U.S.
- CBP initiated a fall national advertising campaign entitled "Let's Get You Home" to

increase awareness of the Western Hemisphere Travel Initiative (WHTI) and to encourage travelers to obtain their WHTI-compliant documents before June 1, 2009. The campaign is being run in English and Spanish in the U.S., and in English and French in Canada. The advertising campaign includes television, print ads, launching a WHTI web site to increase traveler awareness of the new requirements, and instituting targeted outreach at POEs

- CBP enhanced the Customs-Trade Partnership Against Terrorism (C-TPAT) program by adding Mexican Long Haul Carriers, and Foreign Port Terminal Operators to the program. C-TPAT field offices in Houston and Buffalo were added for a total of seven field offices. The program completed 2,317 validations and 1,381 re-validations, which involved 4,210 site visits in 75 foreign countries. Validations were conducted for the first time in China in conjunction with the Chinese customs officials.
- Through DNDO systems acquisition, CBP deployed 108 new radiation portal monitors (RPMs) throughout the nation's ports of entry, bringing the number of RPMs to 1,127 at the nation's land and sea ports of entry in FY 2008. CBP had the capability to scan approximately 100 percent of all mail and express consignment mail/parcels, approximately 95 percent of all truck cargo and 86 percent of the personally owned vehicles entering from Canada, approximately 100 percent of all truck cargo and 95 percent of the personally owned vehicles arriving from Mexico; and has the ability to screen approximately 98 percent of all arriving sea-borne containerized cargo for illicit radiological/nuclear materials.
- CBP deployed the Port Radiation Inspection, Detection, and Evaluation (PRIDE) system to 16 ports (39 sites and terminals) this fiscal year. The system is deployed to a total of 46 ports (83 sites and terminals) nationwide.
- CBP officers conducted operations in 58 Container Security Initiative (CSI) ports overseas in FY 2008. These 58 ports account for approximately 86 percent of cargo containers destined for the U.S. As of September 30, 2008, 35 foreign administrations have joined or have committed to join the CSI program.
- *SBI*net began its initial development of the common operating picture (COP) during FY 2008. The COP will provide uniform data to all DHS agencies and be interoperable with stakeholders external to DHS.
- CBP had a total of 357.4 miles of fence in place along the southwest border, and conducted a wide variety of planning activities, to include land acquisition, environmental assessments, and community outreach, for fencing projects along the southwest border.
- CBP launched eAllegations, a new online system that allows concerned citizens to report suspected trade violations.

- CBP provided airspace security to help ensure that the American public was safe from threats of terrorism during the Super Bowl, the National Conventions, and other high profile security events.
- CBP opened the Great Lakes Air and Marine Branch at Selfridge Air National Guard Base near Detroit as part of the broader CBP effort to enhance northern border security operations. The branch is the last of five planned new primary air and marine facilities that make up the Northern Border Air Wing.



*CBP's frontline resources*



**BUDGET REQUEST***Dollars in Thousands*

	FY 2008 <sup>1</sup> Revised Enacted		FY 2009 Enacted		FY 2010 Pres. Budget		FY 2010 +/- FY 2009	
	FTE	\$000	FTE	\$000	FTE	\$000	FTE	\$000
Headquarters Management and Administration	3,689	\$1,221,341	3,781	\$1,269,158	3,822	\$1,020,500	41	(\$248,658)
Border Security Inspections and Trade Facilitation at POE's	16,801	2,001,247	18,540	2,561,099	19,489	2,736,180	949	175,081
Border Security and Control Between POE's	18,384	3,002,232	21,596	3,501,270	22,904	3,556,759	1,308	55,489
Air and Marine Operations – Salaries	1,472	212,740	1,732	271,679	1,943	309,629	211	37,950
Air and Marine Interdiction, Operations, Maintenance and Procurement	-	476,047	-	528,000	-	505,826	-	(22,174)
Automation Modernization	63	463,359	63	511,334	63	462,445	-	(48,889)
Facilities Management	-	287,363	-	403,201	-	678,633	-	275,432
Border Security Fencing, Infrastructure, and Technology	160	229,850	185	775,000	200	779,452	15	4,452
Small Airports	54	7,057	54	7,057	54	8,164	-	1,107
<b>Net Discretionary -Excluding Supp</b>	<b>40,623</b>	<b>\$7,901,236</b>	<b>45,951</b>	<b>\$9,827,798</b>	<b>48,475</b>	<b>\$10,057,588</b>	<b>2,524</b>	<b>\$229,790</b>
Customs Unclaimed Goods	-	\$5,897	-	\$5,897	-	\$5,897	-	-
Mandatory / Fees	9,486	1,377,868	9,486	1,441,088	9,630	1,373,432	144	(67,656)
<b>Subtotal</b>	<b>50,109</b>	<b>\$9,285,001</b>	<b>55,437</b>	<b>\$11,274,783</b>	<b>58,105</b>	<b>\$11,436,917</b>	<b>2,668</b>	<b>\$162,134</b>
Supplementals <sup>2</sup>	308	1,531,000	-	-	-	-	-	-
American Recovery and Reinvestment Act (ARRA) <sup>3</sup>	-	-	20	680,000	-	-	-	(680,000)
<b>Total Budget Authority</b>	<b>50,417</b>	<b>\$10,816,001</b>	<b>55,457</b>	<b>\$11,954,783</b>	<b>58,105</b>	<b>\$11,436,917</b>	<b>2,668</b>	<b>(\$517,866)</b>
Prior Year Rescissions	-	-[27,625]	-	-	-	-	-	-

<sup>1</sup> The proposed FY 2010 Facilities Management Appropriation stems from the former FY 2008 and FY 2009 Construction Appropriation.<sup>2</sup> Pursuant to P.L. 110-161, supplemental funds were provided for Salaries and Expenses: \$3.23 million; Border Security Fencing: \$1.053 billion; Air & Marine: \$94 million; and Facilities/Construction: \$61 million.<sup>3</sup> Pursuant to P.L. 111-5, economic stimulus funds provided for Salaries and Expenses: \$160 million; Border Security Fencing: \$100 million; and Construction: \$420 million.

**FY 2010 Initiatives:**

- **Data Center Migrations.....\$38.6M (0 FTE)**  
Resources are requested to provide a standardize information technology (IT) resource acquisitions across DHS Components, and streamline maintenance and support contracts, allowing for less complex vendor support and expediting response times in the event of an emergency. Benefits derived from consolidation are enhanced DHS IT security posture, improved information sharing with stakeholders, and increased operational efficiencies over time.
  
- **Combating Southbound Firearms and Currency Smuggling.....\$26.1M (63 FTE)**  
Resources are requested to provide CBP with an enhanced capability to combat southbound firearms and currency smugglers through additional personnel at and between the ports of entry and along the southern border, as well as continuing to expand and maintain the Licensed Plate Reader (LPR) program. The combating firearms initiative will add 44 Border Patrol agents, 65 CBP officers (CBPOs) and 16 support staff to expand CBP’s capacity to effectively combat firearms and currency smuggling. The LPR program reads license plates as vehicles pass through the ports of entry and automatically queries the TECS database for law enforcement information. This information is then passed to the officers. Placement of LPR along the southern border will be based upon current and developing intelligence.
  
- **Law Enforcement Enhanced Retirement.....\$25.0M (0 FTE)**  
Public Law 110-161 established special retirement provisions for CBP officers, similar to the retirement coverage for law enforcement officers and firefighters. The enhanced retirement package became effective on July 6, 2008, covering 19,865 employees. Funding was included in the FY 2008 and FY 2009 appropriations for this purpose. An additional \$25 million is requested in FY 2010 as the final increment to fully fund the new retirement coverage. CBP officers face the same risk and challenges as law enforcement personnel in other organizations as they are accountable for ensuring the security of our nation.
  
- **Western Hemisphere Travel Initiative (WHTI) .....\$20.9M (0 FTE)**  
Resources are requested to continue maintaining and operating the WHTI program that supports Departmental efforts to facilitate the efficient movement of people at the land border POEs. WHTI provides a tool to conduct the necessary authentication at the time of crossing and it also accelerates the verification process mandated by law to the extent possible with Radio Frequency Identification (RFID) Technology and communications technology.
  
- **Northern Border Technology.....\$20.0M (0 FTE)**  
Resources are requested to assist CBP in providing situational awareness along the northern border. Funding will also support the design, deployment, and integration of surveillance, sensing platforms, detection technologies and tactical infrastructure requirements. This technology will serve as a force multiplier and increase the probability of successful detection. The systems capability will provide increased detection and a higher probability of successful detection.

- **Air and Marine (A&M) Personnel.....\$19.1M (72 FTE)**  
Resources are requested to hire 68 pilots, 20 marine, and 56 support personnel. These positions are necessary for A&M to achieve maximum compliance with strategic goals and objectives and to support Border Patrol agents on the ground. During FY 2010, A&M plans to continue the expansion of its capabilities across the northern and coastal border and place heavy emphasis on the maritime requirements along the southeast/Caribbean borders.
- **Import Safety and Trade Enforcement.....\$9.3M (52 FTE)**  
Resources are requested to hire 12 scientists, 1 paralegal, 34 international trade specialists, 32 auditors, 10 attorneys, 3 import specialists and 11 support personnel to implement the Action Plan on Import Safety developed in response to Executive Order 13439. The increase of personnel will offer an optimal mix of trade activities and resources that allow CBP to meet the growing demand in trade volume, meet CBP’s mission of enforcing trade laws and collecting revenue, achieve executive management goals and objectives for the trade mission, align activities with the appropriate skill levels; leverage efficient gains from technology process improvements, and combat risks inherent in priority trade areas.
- **Cyber Security.....\$5.0M (0 FTE)**  
Resources are requested to provide continuous Top Secret/Sensitive Compartmented Information (TS/SCI) and collateral classified processing capabilities within a “Focused Operations” branch that will provide tactical cyber intelligence of ongoing threats to CBP and DHS while also providing skilled forensics experts capable of staffing a DHS/CBP Digital Media Analysis lab to identify and attribute cyber attacks.
- **Global Advanced Passenger Information (API)/Passenger Name Record (PNR) .....\$3.0M (0 FTE)**  
Resources are requested to continue the API/PNR program in two key security partner countries (including continuing the program for a country previously identified in FY 2008); and to implement the program in one additional key country resulting in the deployment of three countries by the end of FY 2010. Funding will also support start up costs, acquisition of hardware and software, recurring information technology costs, training and travel expenses.
- **Analyze and Employ Information and Intelligence.....\$2.8M (11 FTE)**  
Resources are requested to hire a total of 20 CBP officers and two support positions. The 20 CBP officers would be evenly split between the passenger and cargo facilities of the National Targeting Center (NTC), providing additional operational and analytical support, which is needed in both environments. The increased staffing levels will also ensure that NTC continues to provide CBP personnel with immediate responses to targeting and research inquiries.



---

## U.S. IMMIGRATION AND CUSTOMS ENFORCEMENT

---

### Description:

As the largest investigative arm of the Department of Homeland Security (DHS), U.S. Immigration and Customs Enforcement (ICE) aggressively uses critical immigration and customs authorities to protect the American people from the illegal introduction of goods and the entry of terrorists and other criminals seeking to cross our Nation's borders.

### Responsibilities:

The primary mission of ICE is to protect America and uphold public safety by targeting the people, money, and materials crossing the Nation's borders that support terrorist and criminal activities.

### At a Glance

*Senior Leadership:*  
*John Torres, Acting Assistant Secretary*

*Established: 2003*

*Major Divisions: Secure Communities, Investigations; Detention and Removal; International Affairs; Intelligence; Principal Legal Advisor.*

**Budget Request:** \$5,762,800,00

*Gross Discretionary:* \$5,458,000,000

*Mandatory, Fees*

*& Trust Fund:* \$304,800,000

*Employees (FTE):* 20,134

- Secure Communities – Comprehensive Identification and Removal of Criminal Aliens (SC/CIRCA) coordinates the planning and operational activities devoted to criminal alien enforcement within ICE. Through SC/CIRCA, ICE is leveraging technology to increase national security and community safety by identifying, processing, and removing removable criminal aliens, beginning with those who pose the greatest known risk to public safety.
- Investigations is responsible for investigating a range of domestic and international activities arising from the movement of people and goods that violate immigration and customs laws and threaten national security such as illegal arms exports, financial and smuggling violations, immigration and customs fraud, human trafficking, identity and benefit fraud, child pornography, and sex tourism.
- Detention and Removal is responsible for ensuring that every alien who has been ordered for removal departs the U.S. through fair enforcement of the Nation's immigration laws and coordination with foreign governments to ensure countries will accept removable aliens.
- International Affairs is responsible for enhancing and promoting the ICE mission of by using an international, multi-faceted law enforcement approach and partnering with foreign and domestic counterparts to combat criminal and terrorist activities.

- Intelligence is responsible for the collection, analysis, and dissemination of strategic and tactical intelligence data in support of ICE and DHS.
- Principal Legal Advisor is the legal representative for the U.S. government at immigration court hearings and provides the legal advice, training, and services required to support the ICE mission while defending the immigration laws of the U.S.

### **Service to the Public:**

ICE works to protect and serve the U.S. and its people by deterring, interdicting, and investigating threats arising from the movement of people and goods into and out of the United States. FY 2008 marked another year of successful prosecutions and convictions of dangerous criminals and enforcement of the Nation's immigration and customs laws.

In FY 2008, ICE operations led to:

- the arrest of an Iranian arms dealer for violations of U.S. export control law and money laundering for attempting to acquire U.S.-controlled technology/goods bound for Iran;
- the dismantling of multiple human and contraband smuggling organizations and the ultimate arrest of a narcotics smuggler in Mexico who killed a Border Patrol Agent;
- 31 indictments/arrests of participants in a money laundering and drug trafficking network operating in the United States, Canada, and Vietnam;
- 10 high-profile U.S. extraditions and convictions to take down a Special Interest Alien (SIA) criminal facilitation network in Colombia; and
- nearly \$123 million in seizures from an investigation into corruption and money laundering offenses committed within the U.S. and Italy.

A major hallmark of the year was the launch of the Secure Communities program, which has focused ICE's immigration enforcement resources on identifying criminal aliens and prioritizing removal of those deemed to be the greatest threat to our nation's communities. In FY 2008, Congress provided ICE with \$200 million to "improve and modernize efforts to identify aliens convicted of a crime, sentenced to imprisonment, and who may be deportable, and remove them from the United States once they are judged deportable." ICE's Secure Communities: A Comprehensive Plan to Identify and Remove Criminal Aliens (SC/CIRCA) set out a comprehensive strategy to: identify accurately and quickly criminal aliens in federal, state, and local custody and those at-large in our communities; prioritize enforcement actions to ensure apprehension and removal of dangerous criminal aliens; and transform criminal alien enforcement processes and systems to achieve lasting results and enhance ICE's homeland security mission.

In FY 2008, ICE successfully piloted use of newly developed information sharing capabilities between DHS and Department of Justice (DOJ) biometric databases to screen arrested individuals for criminal alien status, enabling nationwide deployment of such screening over the next 3 to 4 years. Also, removals of criminal aliens from the United States increased by 34 percent over FY 2007.

**FY 2008 Accomplishments:**

- **Removed Criminal Aliens:** ICE initiated removal proceedings against over 221,000 criminal aliens, representing a greater than 34 percent increase over FY 2007, and removed over 110,000 criminal aliens, more than 8 percent over FY 2007.



*ICE enforces the Nation's immigration laws fairly and a key mission is to ensure that every alien who has been ordered for removal departs the United States*

- **Increased Violent Criminal Alien Section (VCAS) Activities:** ICE presented 9,926 cases for prosecution to the U.S Attorney's Office resulting in 4,248 indictments and instances of information gathered, and 2,977 convictions.
- **Conducted Criminal Alien Program (CAP) Surge Operations:** ICE conducted 17 CAP Surge Operations in jails nationwide. The operations produced 28,522 interviews, resulting in the identification of 4,443 aliens amenable to removal, 4,391 detainees lodged; and finding the whereabouts of 138 immigration fugitives.
- **Expanded Border Enforcement Security Task Forces (BESTs):** BESTs made 989 criminal and 1,235 administrative arrests resulting in 352 indictments, 332 convictions, and seizures of over 1,600 pounds of cocaine, 55,000 pounds of marijuana, 120 pounds of methamphetamine, 850 pounds of ecstasy, 20 pounds of opium, 418 weapons, 269 vehicles, 4 boats, 6 properties and approximately \$8.8 million.
- **Launched Operation Armas Cruzadas:** Since its launch in June 2008 the bi-lateral law enforcement and intelligence-sharing operation to thwart the export of arms into Mexico has resulted in 109 criminal arrests, 40 administrative arrests, 80 indictments, 43 convictions, and 43 ammunition and 451 weapons seizures.

- Established Border Violence Intelligence Cell (BVIC): Established to enhance information sharing with state, local and federal law enforcement partners in response to escalating border violence.
- Improved Detention Oversight: ICE established the Detention Facilities Inspection Group (DFIG) to conduct independent assessment of detention facilities utilized to house ICE detainees. The DFIG conducted reviews of 38 detention facilities used by ICE, making recommendations on improving management and maintenance of the facilities and adherence to ICE detention standards.
- Increased Detention Healthcare Oversight: ICE, through its Department of Immigration Health Services (DIHS), made several key improvements:
  - Decreased the overall vacancy rate within DIHS-staffed facilities from 32 percent in January 2008 to 10 percent in December 2008;
  - Developed standardized DIHS Staff and Patient Education training materials;
  - Acquired mission critical medical equipment including dental treatment and pharmacy automation capabilities for several additional facilities; and
  - Developed additional and revised existing policies, procedures and educational and training materials surrounding infectious diseases.

- Increased Partnerships with State and Local Jurisdictions: A total of 951 Law enforcement officers have been trained pursuant to 67 signed Memorandum of Agreement (MOAs) located in 23 states. These 287(g)-trained officers have encountered over 85,000 aliens amenable for removal. This is a significant increase from 34 total MOAs, 426 trained officers, and 21,900 criminal aliens processed in FY 2007.



*ICE works collaboratively with Federal, State, and local law enforcement to accomplish its mission*

- Enhanced Immigration Enforcement: Initiated 1,191 worksite enforcement investigative cases, which resulted in 1,103 criminal arrests (compared to 863 in FY 2007) and 5,184 administrative arrests.
- Increased Compliance Enforcement: ICE initiated 6,549 compliance enforcement investigations to detect, deter, and disrupt terrorist operatives seeking to exploit the nonimmigrant process in order to remain illegally in the United States, resulting in 1,852 administrative arrests and 22 criminal arrests.
- Targeted Transnational Gangs: ICE arrested a total of 3,865 gang members and associates nationwide, up over 500 arrests from FY 2007.



- **Increased Human Smuggling Investigations:** ICE investigations resulted in 2,138 criminal arrests, 1,353 indictments and 1,468 convictions (1,821, 1,150, and 1,209 respectively in FY 2007), and seizures of \$11.8 million in related monetary instruments.
- **Apprehended Sexual Predators of Children:** ICE investigations resulted in 11,654 criminal and administrative arrests through Operation Predator (10,434 in FY 2007).
- **Expanded Visa Security Program:** Expanded VSP operations to 11 high-risk visa issuing posts where ICE Special Agents screened more than 748,500 visa applicants, conducted in-depth vetting of more than 311,000 applicants, recommended the refusal of 906 applicants, and generated 77 Watch List nominations.
- **Continued Nationwide Document-Fraud Prevention Efforts:** ICE initiated 3,636 fraud investigations, leading to 1,652 arrests and 1,166 convictions.
- **Initiated Significant Financial Investigations:** ICE initiated 3,081 financial investigations, resulting in 1,136 arrests, 867 convictions, and 3,917 seizures totaling over \$260 million in currency and monetary instruments and 19,370 pounds of narcotics.
- **Continued Operation Firewall Efforts:** ICE investigations led to the seizure of \$118,878,805 in bulk currency, which includes 703 seizures totaling \$47,757,052 in furtherance of Operation Firewall. Additionally, Operation Firewall efforts led to 55 seizures in Mexico, Central and South America which totaled \$12,622,089.
- **Increased Commercial Fraud and Intellectual Property Rights (IPR) Investigations:** ICE initiated 1,385 Commercial Fraud and Intellectual Property Rights investigative cases, which resulted in 330 criminal arrests, 116 administrative arrests, 189 indictments, 214 convictions and 1,290 seizures. The launch of the National IPR Coordination Center in July 2008 strengthens IPR enforcement by acting as the consolidated U.S. Government response to the global economic and health/safety issues posed by the illegal importation of counterfeit, sub-standard and unregulated commodities.
- **Expanded Department of Defense (DOD) Partnerships:** Worked with DOD to support efforts in the Global War on Terrorism and establish a presence in Kabul, Afghanistan and Baghdad, Iraq in support of US Central Command, U.S. Special Operations Command (SOCOM), and U.S. mission interests and established presence at SOCOM and the European Command.
- **Increased Partnerships with Foreign Law Enforcement Officials:** Provided Export Control and Related Border Security (EXBS) training to over 230 foreign law enforcement officials located in seven countries and Bulk Cash Smuggling (BCS) overseas training to over 320 foreign law enforcement officers in 20 countries. Provided joint U.S./Australian South East Asia Regional BCS training representing eight nations and 26 government agencies. These efforts resulted in simultaneous BCS interdiction and training at airport locations in two different countries and a cash seizure at one airport and multiple forced declarations at the other.

- **Set New Record for Alien Removals:** ICE removed approximately 364,775 illegal aliens, including voluntary removals, from the country – a record for the agency and a 27 percent increase over the number of removals during FY 2007.
- **Expanded Alternatives to Detention:** ICE processed 24,352 aliens through the Alternatives to Detention program and had a total of 6,855 participants enrolled into the Intensive Supervision Appearance Program (ISAP), 7,378 participants into the Enhanced Supervision Reporting Program (ESR), and 10,119 participants into Electronic Monitoring (EM). The daily enrollment capacity for ISAP increased from 4,000 to 6,000 by October 2008.
- **Increased Fugitive Operations Team Arrests:** Fugitive Operation Teams (FOTs). The FOTs effected over 34,000 total arrests, including over 28,000 ICE fugitives and criminal aliens. Criminal fugitive arrests increased by 111 percent (from 2,677 to 5,652). ICE processed and eliminated more than 95,000 fugitive alien cases and reduced the backlog from 594,756 cases at the end of FY 2007 to 557,762 cases at the end of FY 2008. This reduction of approximately 6 percent, is the second consecutive year in which the backlog has decreased.
- **Litigated Significant Number of Immigration Cases:** ICE represented the U.S. in 351,447 new matters before the Immigration Courts and completed 339,071.

**BUDGET REQUEST***Dollars in Thousands*

	FY 2008 Revised Enacted		FY 2009 Enacted		FY 2010 Pres. Budget		FY 2010 +/- FY 2009	
	FTE	\$000	FTE	\$000	FTE	\$000	FTE	\$000
Salaries & Expenses	16,498	\$4,171,117	18,278	\$4,927,210	19,389	\$5,348,000	1,111	\$420,790
Automation Modernization	7	30,700	18	57,000	19	110,000	1	53,000
Construction	9	6,000	9	5,000			(9)	(5,000)
<b>Net Discretionary -Excluding Supp</b>	<b>16,514</b>	<b>4,207,817</b>	<b>18,305</b>	<b>4,989,210</b>	<b>19,408</b>	<b>5,458,000</b>	<b>1,103</b>	<b>468,790</b>
Federal Protective Service (Offsetting)	1,200	613,000	1,225	640,000	- <sup>4</sup>	- <sup>4</sup>	(1,225)	(640,000)
Mandatory / Fees	474	233,500	600	299,000	726	304,800	126	5,800
<b>Subtotal</b>	<b>18,188</b>	<b>\$5,054,317</b>	<b>20,130</b>	<b>\$5,928,210</b>	<b>20,134</b>	<b>\$5,762,800</b>	<b>4</b>	<b>(\$165,410)</b>
Supplementals	433	526,900 <sup>1</sup>	-	-	-	-		-
American Recovery and Reinvestment Act (ARRA)	-	-	-	20,000 <sup>3</sup>	-	-	-	(20,000)
<b>Total Budget Authority</b>	<b>18,621</b>	<b>\$5,581,217</b>	<b>20,130</b>	<b>\$5,948,210</b>	<b>20,134</b>	<b>\$5,762,800</b>	<b>4</b>	<b>(\$185,410)</b>
Prior Year Rescissions	-	[\$5,137] <sup>2</sup>	-	-	-	-		-

<sup>1</sup> Pursuant to P.L. 110-161, a total of \$526.9 million in emergency funding provided for salaries and expenses (\$516.4 million); and Construction (\$10.5 million).

<sup>2</sup> Pursuant to P.L. 110-161, \$5.1 million rescission of prior unobligated balances.

<sup>3</sup> Pursuant to P.L. 111-5, \$20.0 million for Automation Modernization

<sup>4</sup> The budget request proposes the transfer of the Federal Protective Service (FPS) from U.S. Immigration and Customs Enforcement (ICE) to the National Protection and Programs Directorate (NPPD).

**FY 2010 Initiatives:**

In FY 2010, ICE will continue to address violence along the Southwest border, focus on core improvements to ICE infrastructure, continue its focus on removing criminal aliens, ensure individuals in ICE custody receive the proper care, and strengthen coordination with state and local law enforcement. With a focus on technology – related to SC/CIRCA, detainee health records, DRO transportation and removal, investigative tracking, and infrastructure improvements for all ICE users – ICE will see real success in FY 2010 combining its dedicated workforce with the leveraging of technology.

ICE requests program enhancements in the following key areas:

- **Co-Location of ICE Facilities ..... \$92.0M (13 FTE)**  
This request funds the second year of the ICE-wide co-location strategy to consolidate ICE personnel and operations scattered across multiple buildings in select metropolitan areas with the intended result being improved operational efficiencies and long-term cost savings.
  
- **Information Technology Improvements.....\$91.4M (19 FTE)**
  - Atlas Infrastructure (\$9.0 million): The request for Atlas Infrastructure will be used to plan, schedule develop, and implement the replacement of many legacy ICE local area networks; continue modernizing an additional 290 ICE sites with new file & print servers; complete the integration of 22 data collection systems into one database; and oversee the migration of ICE IT assets from the Department of Justice Data Centers to the DHS Data Centers.
  
  - DRO Modernization (\$22.0 million): This request will be used to develop and deploy version one of the Detainee Location Tracking Module as part of the Bed Space and Transportation Management System, expand the ICE Data warehouse data capacity and reporting capability to support the DRO IT data, and expand Web Services to allow the Electronic Travel Document application to communicate with other internal or external applications.
  
  - Law Enforcement Systems Modernization (\$40.0 million): The ICE Law Enforcement Systems Modernization initiative funds a number of case management (including the TECS Modernization project), information sharing, and operational support service projects that will improve access to law enforcement information.
  
  - eHR (\$20.4 million): This request will address the Division of Immigration Health Services infrastructure deficiencies and begin the design and development of an electronic health records system, which will allow real-time reporting of detainees’ medical information.
  
- **Southwest Border Enforcement..... \$70.0M (176 FTE)**  
This cross-program initiative is intended to increase national security by expanding activities to control our borders. This request includes funding to increase enforcement staffing, improve cooperative efforts with the Mexican government, and enhance

intelligence capacity and information sharing along the border. At the highest level, this initiative helps prevent the illicit movement of people, money, and materials across the southwest border that could harm the nation.

- **Secure Communities .....\$39.1M (46 FTE)**  
This program aims to remove all Level 1 criminal aliens (those convicted of violent felonies and major drug crimes) from the U.S. In order to achieve this goal, ICE requests funds to hire new enforcement personnel who will identify suspected criminal aliens, determine subjects' alien status, prioritize ICE enforcement actions against removable criminal aliens, assist in the removal of apprehended criminal aliens, and to continue ongoing information technology investments that will improve efficiencies within ICE criminal alien identification, prioritization and removal processes.
- **Data Center Migration.....\$33.9 M (4 FTE)**  
This request is targeted at migrating data center operations, active online data, and other IT assets from two Department of Justice (DOJ) data centers and multiple processing centers to two new DHS data centers while ensuring near continuous operations of mission-critical IT systems through contingency infrastructure, planning, and testing, to provide systems and data integrity that align with the DHS goal of ensuring that two new DHS Data Centers support fully redundant IT systems.
- **Detention Facilities Inspection Group.....\$12.4M (25 FTE)**  
The program increase will allow ICE to expand the number and scope of independent inspections on ICE detention facilities and will improve the welfare, safety, and living conditions of ICE detainees and the safety of ICE employees.
- **State and Local Law Enforcement Support ..... \$11.6M (15 FTE)**  
This request will provide funding for the Office of State and Local Coordination (OSLC) to oversee outreach activities for the ICE ACCESS programs. Funding allows for permanent staff for OSLC, continuation of ICE ACCESS, training and information technology assistance for participants in the ICE ACCESS program, and detention bedspace.



---

# TRANSPORTATION SECURITY ADMINISTRATION

---

## Description:

The Aviation and Transportation Security Act established the Transportation Security Administration (TSA) to protect the transportation system and ensure the freedom of movement for people and commerce. The TSA is an agency of approximately 52,000 personnel, with over \$7.7 billion in budget authority, substantial regulatory and law enforcement authority and nationwide presence.

## Responsibilities:

The nation's transportation systems are inherently "open" environments. Aviation, rail, mass transit, highway, pipeline, and port systems are designed to move people and commerce quickly to their destinations. Given this environment, effective security strategies must be established, while maintaining quick and easy access for passengers and cargo.

The focus of TSA is to identify, prioritize, and mitigate risks, ultimately minimizing the impact of potential incidents. Information sharing among agencies and stakeholders – including intelligence information – is a cornerstone of the risk management model.

TSA recognizes the unique attributes of each transportation mode and is committed to ensuring passenger and cargo security and preserving public confidence in the security of the U.S. transportation system. TSA's specific responsibilities include:

- Ensuring a thorough and efficient screening of all aviation passengers and baggage;
- Promoting confidence by deploying Federal Air Marshals to detect, deter, and defeat hostile acts targeting air carriers, airports, passengers, and crews;
- Managing security risks of the surface transportation systems by establishing clear lines of communication and collaborative working relationships with Federal, local and private stakeholders, providing support and programmatic direction, conducting on-site inspections, and developing security programs; and
- Developing and implementing more efficient, reliable, integrated, and cost effective terrorist-related screening programs.

## At a Glance

*Senior Leadership:*  
*Gale Rossides, Acting Assistant Secretary*

*Established: 2001*

*Major Divisions: Security Operations, Transportation Sector Network Management, Law Enforcement/Federal Air Marshal Service, Security Technology, Information Technology, Intelligence and Analysis, Threat Assessment and Credentialing, and Transportation Security Support*

***Budget Request:***                    ***\$7,793,576,000***

*Gross Discretionary:*            *\$7,539,576,000*

*Mandatory, Fees & Trust Fund:*            *\$254,000,000*

*Employees (FTE):*                    *51,949*

In FY 2008, TSA screened over 625 million domestic and international passengers. TSA utilized equipment in approximately 2175 lanes and 23 additional in-line systems became operational in airports.

TSA is also tasked with managing the security risk to the US surface transportation system while ensuring freedom of movement of people and commerce. These systems include approximately 775 million passengers traveling on buses each year; over 9 billion passenger trips on mass transit per year; nearly 800,000 shipments of hazardous materials transported every day (95 percent by truck); over 140,000 miles of railroad track (of which 120,000 miles are privately owned); 3.8 million miles of roads (46,717 miles of Interstate highway and 114,700 miles of National Highway System roads); 582,000 bridges over 20 feet of span; 54 tunnels over 500 meters in length; and nearly 2.2 million miles of pipeline.

### **Service to the Public:**

TSA responsibilities, which span all modes of transportation, ensure the provision of proactive security measures and a quick and efficient response to any threat, including terrorist incidents and natural disasters.

TSA is committed to the highest level of transportation security for the United States. Public confidence in the safety and security of the nation's transportation systems ensures the continued success and growth of the transportation industry. The nation's economy depends upon implementation of effective, yet efficient transportation security measures. The U.S. and its citizens remain targets for terrorist and other criminals. Protecting our transportation systems is a national security priority and TSA's goals reflect this responsibility. Federal, state, and local governments and private industry continue to work together to achieve our common goal: safe and secure transportation worldwide.

TSA is also engaging the public to enhance security awareness in the transportation system and increase mission performance. The public adds its own significant layer of security by its vigilance in looking for and reporting suspicious behavior. The likelihood that a passenger will take action if an event occurs on an aircraft has increased significantly.



*TSA educates the flying public by using signs at the checkpoint in airport terminals*



**FY 2008 Accomplishments:**

- Deployed Visible Intermodal Prevention and Response (VIPR) Teams to enhance screening, look for suspicious behavior, and act as visible deterrent in multiple transportation sectors. Approximately 60% of VIPR teams are dedicated to the aviation sector, including air cargo, commercial aviation and general aviation; and 40% of operations to surface modes, including highways, freight rail, pipelines, mass transit, and maritime.
- Conducted over 12 Pipeline, 113 Highway, and 2 Class II Freight Rail Corporate Security Reviews.
- Reduced Transportation Security Officer (TSO) full-time and part-time voluntary attrition for the fourth straight year. Full-time attrition decreased from 13.6 percent in 2004 to 10.8 percent in 2008; part-time attrition from 57.8 percent in 2004 to 31.8 percent in 2008.
- Completed roll-out of the new TSO Uniforms and Badges. The new uniforms were changed to be more reflective of the critical nature of the TSOs' work and high standards. TSOs wear the badge and uniforms as visual reminders of the team nature of security.
- Successfully conducted an airport employee screening pilot program to screen airport employees at seven airports.
- Trained 1,522 Behavior Detection Officers at 119 airports; certified Bomb Appraisal Officers for placement at 103 airports; trained and certified 424 Security Training Instructors; and trained over 13,088 new Transportation Security Officers to enhance airport security nation-wide.
- Vetted over 7 million people per day, adjudicated over 12,000 cases per week and responded to over 750 redress requests a week in transportation sector.
- Reduced amount of airport screening wait times over 20 minutes. Over 99% of wait times are less than 20 minutes.
- Reduced the TSA screener injury rate by 10% through the Airport Safety Hazard Mitigation Program.
- Certified and began deploying reduced-size Explosives Detection Systems that achieves more than 200 bags per hour.
- Provided preventative and corrective maintenance to over 10,000 pieces of airport security equipment to sustain operational capability.
- Completed over 1,100 airport inspections, 267 foreign air carrier inspections, and 952 air carrier station inspections to ensure compliance with current requirements.

- Implemented the Certified Cargo Shipper Program (CCSP) which achieved 50% screening of domestic outbound and international inbound air cargo transported on passenger aircraft by February 2009, and is positioned to achieve 100% screening of domestic outbound by August 2010.
- Began implementation of the Indirect Air Cargo Screening Technology Pilot in 18 major cities where 65% of all cargo destined for passenger aircraft originates. This initiative will test the Certified Cargo Shipper Program and screening for high volume facilities.
- Finalized regulations for Secure Flight, rail security, large aircraft and air cargo.
- Issued policies and guidance on inventory controls to ensure accountability of TSA's sensitive capitalized property.



*TSA Transportation Security Officers perform screening duties at National Security Event – Presidential Inauguration*

**BUDGET REQUEST**

*Dollars in Thousands*

	FY 2008 Revised Enacted <sup>1</sup>		FY 2009 Enacted <sup>1,2</sup>		FY 2010 Pres. Budget <sup>2</sup>		FY 2010 +/- FY 2009	
	FTE	\$000	FTE	\$000	FTE	\$000	FTE	\$000
Aviation Security	48,897	\$2,660,991	49,666	\$2,418,193	49,757	\$3,081,909	91	\$663,716
Surface Transportation Security	326	46,613	353	63,431	545	128,416	192	64,985
Transportation Threat Assessment and Credentialing	122	106,590	151	116,018	206	191,999	55	75,981
Transportation Security Support	1,476	523,515	1,383	950,235	1,397	1,004,580	14	54,345
Federal Air Marshals	-	769,500	-	819,481	-	860,111	-	40,630
<b>Net Discretionary -Excluding Supp</b>	<b>50,821</b>	<b>\$4,107,209</b>	<b>51,553</b>	<b>\$4,367,358</b>	<b>51,905</b>	<b>\$5,267,015</b>	<b>352</b>	<b>\$899,657</b>
Aviation Security-Offsetting	-	2,113,250	-	2,322,720	-	2,248,541	-	(74,179)
Transportation Threat Assessment and Credentialing-Offsetting	44	85,900	44	46,700	38	24,000	(6)	(22,700)
Transportation Security Support-Offsetting	-	-	-	-	-	20	-	20
Mandatory / Fees	6	503,000	6	254,000	6	254,000	-	-
<b>Subtotal</b>	<b>50,871</b>	<b>\$6,809,359</b>	<b>51,603</b>	<b>\$6,990,778</b>	<b>51,949</b>	<b>\$7,793,576</b>	<b>346</b>	<b>\$802,798</b>
Supplementals	-	-	-	-	-	-	-	-
American Recovery and Reinvestment Act (ARRA)	-	-	15	1,000,000	-	-	(15)	(1,000,000)
<b>Total Budget Authority</b>	<b>50,871</b>	<b>\$6,809,359</b>	<b>51,618</b>	<b>\$7,990,778</b>	<b>51,949</b>	<b>\$7,793,576</b>	<b>331</b>	<b>(\$197,202)</b>
Prior Year Rescissions	-	-\$[4,500] <sup>3</sup>	-	-\$[31,000] <sup>4</sup>	-	-	-	-

<sup>1</sup>FY08 Revised Enacted and FY09 Enacted include revised fee estimates.

<sup>2</sup>A small portion of \$1 billion provided in the American Recover and Reinvestment Act (ARRA) will fund 30 temporary positions to implement ARRA funding.

<sup>3</sup>Pursuant to P.L. 110-161, \$4.5 million rescission of prior-year unobligated balances.

<sup>4</sup>Pursuant to P.L. 110-329, \$31.0 million rescission of prior-year unobligated balances.

The Transportation Security Administration’s budget request of \$7.5 billion reflects a total gross increase of \$802.7 million and 346 FTE for transportation security initiatives. Of the total request, \$743.8 million supports annualization of 9/11 Commission Act (9/11) initiatives expended in FY 2008 and FY 2009; and funding for Workforce Shaping and Sustainment, Visible Intermodal Prevention and Response teams, Vetting Infrastructure, Explosives Detection Systems, Screening Technology Maintenance, Information Technology Sustainment, International Threat Capability, and Department of Homeland Security Traveler Redress Inquiry Program.

The FY 2010 base funding will support full deployment of additional highly skilled workforce that includes Behavior Detection Officers, Aviation Direct Access Screening Program, Travel Document Checkers, and Visible Intermodal Prevention and Response teams. Current services will also provide for acceleration of emergent technology and in-line systems and continued implementation of 9/11 critical initiatives that include Air Cargo and Security Regulations.

**FY 2010 Initiatives:**

- **Workforce Shaping and Sustainment.....\$16.7M (63 FTE)**  
TSA requests \$16.7 million and 63 FTE for Workforce Shaping and Sustainment to fund the following efforts:
  - **Bomb Appraisal Officers (BAOs) – \$9M and 109 BAOs (55 FTE)** to enhance aviation security by providing expertise in the recognition and response of improvised explosive devices (IEDs). Additional BAOs will be deployed to uncovered Category I, Category II, and Primary Hub airports as well as to airports that currently have only one BAO assigned.
  - **Background Investigations – \$7.7M and 8 FTE** to conduct timely reinvestigations of TSA employees who have been employed for at least 5 years, increase the speed of the hiring process, and strengthen security through more thorough Minimum Background Investigations.
- **Visible Intermodal Prevention and Response Teams.....\$50.0M (169 FTE)**  
TSA requests \$50 million to support an additional 15 new Visible Intermodal Prevention and Response (VIPR) teams (338 positions/169 FTE) to enhance the security of the nation’s surface transportation modes. The VIPR operations dedicated to the surface domain include highways, freight rail, pipelines, mass transit, and maritime. VIPR operations consist of teams of TSA personnel including Transportation Security Inspectors (TSIs), canine teams, Transportation Security Officers (TSOs), Bomb Detection Officers (BDOs) and Federal Air Marshals (FAMs). These additional resources will enhance the program’s ability to screen passengers, look for suspicious behavior and act as a visible deterrent.
- **Vetting Infrastructure Modernization.....\$64.0M (11 FTE)**  
TSA requests \$64 million and 22 positions (11 FTE) to continue stabilizing and enhancing TSA’s systems infrastructure and to work toward Universal Vetting. The Universal Vetting and fee rule will enable cross-population analysis, provide fee alignment for individuals with multiple credentials and increase the ability to share information across various systems. This request will enable TSA to efficiently and effectively conduct vetting operations on populations that access the most vulnerable areas of the transportation system.
- **Explosives Detection Systems Procurement and Installation.....\$565.4M (0 FTE)**  
TSA requests \$565.4 million to accelerate the Electronic Baggage Screening Program (EBSP) at the Nation’s airports to ensure 100% of all checked baggage is screened with an in-line explosive detection capability system, or a suitable alternative. This funding will support facility modifications, recapitalization efforts, as well as procurement and deployment of electronic baggage screening technology systems.

- **Screening Technology Maintenance.....\$19.0M (0 FTE)**  
TSA requests \$19 million for increased maintenance costs associated with higher-than-projected quantities of security equipment purchased over the past several years, as well as equipment purchased in FY 2009 which will be out of warranty in FY 2010.
- **Information Technology Sustainment.....\$7.1M (0 FTE)**  
TSA requests \$7.1 million to sustain information technology initiatives including:
  - **Whisper Communications** – \$5M to provide additional Land Mobile Radios (LMRs) at the TSA checkpoints. Use of LMRs enhances communications between Transportation Security Officers with significantly less disruption to the passenger screening process.
  - **Mission Scheduling and Notification System (MSNS)** – \$2.1M to refresh and upgrade critical analytical tools and scheduling system capabilities for the Federal Air Marshal Service. The MSNS provides the ability to assess and prioritize flight selection and to readily schedule and implement flight coverage.
- **International Threat Capability.....\$1.5M (7 FTE)**  
TSA requests \$1.5 million and 14 positions (7 FTE) for Field Intelligence Officers (FIOs) to meet expanding intelligence demands and requirements at CAT X, CAT I airports and directly support FSD and Airport Senior Leadership needs for critical and current synthesized intelligence products regarding daily trends and threat assessments against local transportation stakeholders in the geographical location.
- **Data Center Development Capability.....\$11.4M (0 FTE)**  
Data center development funding will be used for the continuation of system and application migration to the two DHS Enterprise Data Centers for central DHS management in FY 2010. Benefits derived from consolidation are enhanced DHS IT security posture, improved information sharing with stakeholders, and increased operational efficiencies over time.
- **Department of Homeland Security Travel Redress Inquiry .....\$1.3M (1 FTE)**  
TSA requests \$1.3 million and 2 positions (1 FTE) to support the Department of Homeland Security Travel Redress Inquiry Program (DHS TRIP), TSA's Checkpoint of the Future, and the Terrorist Screening Center's Office of Redress. This funding will provide the necessary resources to fully resource, respond, and centralize the processing system for travelers who seek inquiry and resolution on screening or credentialing difficulties encountered during air or ground travel. It will implement a DHS-wide traveler redress program involving several DHS components resulting in a uniform and consistent one-stop department-wide process for handling homeland security redress issues and complaints.

Centralization of DHS TRIP processing system for travelers will decrease customer response time; ensure the reliability and integrity of DHS and TSA redress decisions; will enable enhanced information-sharing to the traveling public; and, will build appropriate capacity and capability to meet or exceed anticipated future redress needs generated by such upcoming DHS/TSA programs as Secure Flight.



---

# U.S. COAST GUARD

---

## Description:

The United States Coast Guard (USCG) is one of the five U.S. armed services and the only military service within DHS.

## Responsibilities:

With more than 218 years of service to the Nation, the Coast Guard is a military, multi-mission, maritime organization that promotes safety and safeguards U.S. economic and security interests throughout the maritime environment. As one of the five Armed Services of the United States, it is the only military organization within the DHS. Unlike its sister services in the Department of Defense (DOD), the Coast Guard is also a law enforcement and regulatory agency with broad domestic authorities. The Coast Guard brings value to the public by effectively executing 11 statutory missions through an adaptive and efficient operating model. While each of these 11 missions primarily aligns to a single role of safety, security, or stewardship, all missions support multiple roles. For example, when Coast Guard personnel conduct vessel safety inspections, their multi-mission training allows them also to observe environmental protection and security conditions.

## Service to the Public:

### *Broad, Complementary Authorities and an Expansive Network of Partnerships*

The Coast Guard's safety, security, and stewardship authorities are fully integrated, providing a suite of capabilities unrivaled in the public sector. Coast Guard Captains of the Port around the country leverage partnerships such as Area Maritime Security Committees, Harbor Safety Committees, and Area Committees to advance interagency objectives and coordination, and improve unity of

## At a Glance

### *Senior Leadership:*

*Admiral Thad W. Allen, Commandant  
Vice Admiral Vivien S. Crea, Vice Commandant*

*Established: 1970 (as the Revenue Cutter Service; named USCG in 1915)*

### *Major Divisions:*

*Search and Rescue, Marine Safety  
Aids to Navigation, Ice Operations  
Marine Environmental Protection  
Living Marine Resources, Drug Interdiction  
Migrant Interdiction, Other Law Enforcement  
Ports, Waterway, and Coastal Security Defense  
Readiness*

***Budget Request:*** **\$9,955,663,000**

*Gross Discretionary:* \$8,372,749,000

*Mandatory, Fees*

*& Trust Funds:* \$1,582,914,000

*Civilian Employees:* 7,341

*Military Service Members:* 42,613

### *Additional Personnel:*

*Military Selected Reserve:* 8,100

*Auxiliary:* 28,986



*Cutter EAGLE, America's Tall Ship, enters New York Harbor. EAGLE trains cadets and officer candidates and often makes calls at foreign ports as a goodwill ambassador.*

effort. The Coast Guard also integrates within DHS and across the government by providing personnel to liaison with other government organizations. These liaisons strengthen national networks, inform partners on DHS and Coast Guard responsibilities, and bring diversity of perspective to major interagency challenges. The Coast Guard also uniquely bridges international gaps among foreign Ministries of Defense, Interior, and Transportation to ensure the safety, security, and efficiency of the Global Marine Transportation System, and by extension, the health of U.S. economic interests.

### ***A Bias for Action and Culture of Response***

The Coast Guard embraces a culture of response and action, with all of its personnel trained to react to “All Threats, All Hazards.” In many cases, Front-line operators are encouraged to take action commensurate with the risk scenario presented, without needing to wait for detailed direction from senior leadership. This model enables swift and effective response to a wide variety of situations. Coast Guard first responders follow National Response Framework protocols daily to respond to oil spills, terrorist threats, natural disasters, disruptions of commerce, and civil disturbances. Active-duty Coast Guard personnel are required to be trained in the National Incident Management System. Many of our senior executives have served as, or have been pre-designated as, Principal Federal Officials for various types of emergencies. Further, Coast Guard response efforts are bolstered by strong partnerships at the port and regional level with federal, state, local, and tribal agencies as well as with non-governmental stakeholders. These partnerships are critical to the Coast Guard’s success and will be strengthened by the development of maritime interagency operations centers at select units



*Coast Guard personnel assist Midwest flooding victims in Missouri. In many cases, the Coast Guard is the sole federal presence on America’s inland waterways.*

### ***Flexible, Adaptable Operational Capability and Presence***

The Coast Guard provides agile, adaptable, and ready operational capabilities to serve the Nation’s maritime interests. Throughout the U.S. maritime domain, the Coast Guard provides a recognized maritime presence in carrying out its safety, security, and stewardship roles. It is also the only DHS organization and Armed Service that can operate assets for both law enforcement and military purposes within and beyond U.S. territorial limits. This presence, supported by a military command, control, and communications network, gives the Coast Guard both prevention and response capabilities for all threats. The Coast Guard can augment forces from the local level to a national or international level of involvement, regardless of the contingency. In responding to domestic disasters and emergencies, the Coast Guard can also accept and integrate assistance



*Coast Guard Response Boat Medium (RB-M) conducts operational test and evaluation drills off of Seattle, WA. The RB-M is an agile platform capable of multi-mission operations in the Nation’s ports.*



from DoD and other federal agencies. Moreover, the Coast Guard can flow its unique capabilities and authorities to DoD for national security contingencies. As both a military service and law-enforcement agency, the Coast Guard “straddles the seam” separating the federal government’s homeland-security and homeland-defense missions.

### ***Access, Expertise and Experience in the International Community***



*Cutter DALLAS is welcomed in Georgia as they delivered humanitarian aid following the South Ossetia War with Russia. The Coast Guard conducts out-of-hemisphere deployments and theatre security cooperation activities in support of the Department of Defense.*

The Coast Guard has long fostered U.S. government engagement in international maritime affairs. The service’s military, law enforcement, and humanitarian functions are closely integrated. The Coast Guard’s structure, capabilities, and missions are consistent with many of the world’s navies and coast guards. The Service’s broad enforcement and regulatory authorities, coupled with its respected record for humanitarian service, affords access to maritime nations across the world. In August 2008, for example, the Coast Guard 378-foot High Endurance Cutter DALLAS distributed aid supplies to the Republic of Georgia following the South Ossetia War. The Coast Guard maintains international partnerships that support all of its statutory missions—from North Atlantic Coast Guard Forum efforts

to address fisheries management and enforcement, to 25 bilateral agreements that support counter drug efforts, to the Commandant’s role as the head of the U.S. delegation to the United Nations’ International Maritime Organization. These relationships allow the Coast Guard to forge international partnerships for the peaceful use of the maritime domain. These activities also buttress our Nation’s standing on the global stage, enable America to collaborate closely with international maritime partners, and influence cooperative maritime solutions to global threats and challenges.

### ***Member of the Intelligence Community***

As a member of the Intelligence Community with in-house intelligence and law enforcement authorities, the Coast Guard is uniquely positioned to provide accurate, timely, and fused maritime intelligence to its operational commanders and IC partners. The Coast Guard is also DHS’ primary support component of the Global Maritime and Air Intelligence Integration initiative, as outlined in the *National Strategy for Maritime Security*. The Coast Guard maintains a robust Counterintelligence Service and offers the only signals intelligence capability within DHS. This intelligence capability facilitates continually-improving maritime domain awareness (MDA) in the service of our homeland security missions.

**FY 2008 Accomplishments:**

In 2008, over 41,000 active duty members, 8,100 reservists, nearly 8,100 civilian employees, and approximately 30,000 volunteer auxiliaries:

***Delivered Unprecedented Operational Service to the American Public***

- Responded to over 24,000 Search and Rescue cases and saved over 4,000 lives.
- Broke last year's record by removing nearly 370,000 pounds of cocaine bound toward the U.S. via the Transit Zone. Disrupted 20 cocaine events and intercepted two Self-Propelled Semi Submersible vessels in the fourth quarter alone.
- Delivered the first U.S. aid (over 30 tons of supplies) to the Republic of Georgia during conflict with Russia.
- Deployed six patrol boats and 400 personnel to protect Iraqi critical maritime oil infrastructure, train Iraqi naval forces, and enforce U.N. sanctions in the Arabian Gulf.
- Provided security for nearly 500 military outload evolutions, which provided supplies to support Operation Iraqi Freedom and Operation Enduring Freedom.
- Conducted over 1,500 security boardings on high interest vessels bound for the United States.
- Interdicted nearly 5,000 undocumented migrants attempting to illegally enter the U.S.
- Conducted over 70,000 commercial inspections of U.S flagged vessels.
- Conducted over 12,000 Port State Control safety and environmental examinations on foreign vessels entering U.S. ports.
- Provided response and recovery functions during Hurricanes Ike and Gustav.
- Conducted over 5,600 fisheries conservation boardings.
- Issued over 10,000 public notifications of bridge activities impacting navigation safety.



*Self Propelled Semi-Submersible (SPSS) vessel observed traveling in the Eastern Pacific Ocean. The SPSS is a preferred delivery method for delivering drugs, and their use is expected to increase in FY09.*



*Haitian Migrants interdicted by CGC HARRIET LANE. The Coast Guard interdicted nearly 5,000 undocumented migrants attempting to illegally enter the United States in FY08.*

- Investigated almost 4,000 pollution incidents.
- Conducted nearly 17,000 facility safety inspections and 20,000 container inspections.



*A small boat from Station Gloucester, MA responds to the sinking of the Fishing Vessel Miss Sonya. The Coast Guard responded to over 24,000 Search and Rescue cases and saved over 4,000 lives in FY08.*

- Conducted 4,689 marine casualty investigations, including two marine boards of investigation.
- Opened 60,000 square foot National Maritime Center facility to process mariner licenses, documents and credentials in June 2008.
- Boating Safety program issued over \$122M in state grants and over \$6.2M in grants to non-profit agencies.
- Conducted 3,690 underway boardings of fishing vessels for compliance and safety checks.
- Conducted 7,267 dockside safety examinations.
- Incorporated the M/V COSCO BUSAN oil spill Incident Specific Preparedness Report lessons learned into an improved response policy, which aligns response planning at local, state and federal levels.
- Established two Centers of Expertise to improve competency and enhance communication with the maritime industry.
- Inland River Buoy and Construction Tenders and Aids-To-Navigation (ATON) Teams played critical role opening waterways to commerce after major flooding events throughout Mississippi River System. Events disturbed over 2,200 miles of federal waterways, displaced more than 3,500 buoys, and destroyed over 330 fixed ATON structures.
- Played critical part in rapidly restoring Houston ship channel and other Gulf ports to full operation after Hurricanes Ike and Gustav closed them and caused more than 1,200 ATON discrepancies.
- Conducted risk assessments for the ports of New York (third busiest port in the U.S. in terms of vessel traffic), San Francisco (fifth busiest) and Cincinnati.
- Coast Guard and Canadian icebreakers kept waterways open for commercial traffic and assisted 680 ice transits, enabling the transport of over \$2 Billion of cargo.

- In the busiest iceberg season in a decade, the International Ice Patrol facilitated commerce by broadcasting location information on 1,029 icebergs crossing south of 48 degrees north latitude to vessels in the Northwest Atlantic.

#### ***Fostered a Culture of DHS Preparedness***

- Established a Coast Guard liaison desk to coordinate mission assets at the National Response Coordination Center for catastrophic event planning and incident management support to states and locals during major incidents.
- Updated and refined the next generation of Coast Guard Pre-Scripted Mission Assignments for FEMA to assist local agencies and states in identifying Coast Guard catastrophic incident capabilities and in requesting those resources and services quickly and efficiently during a disaster response.
- Developed Incident Command System Training and Implementation requirements to meet Federal mandates resulting from Homeland Security Presidential Directive-5, “Management of Domestic Incidents.”



*Helicopter crew from Air Station San Francisco conducting rescue training. All 96 HH-65C helicopters have been re-engined as part of the Coast Guard’s recapitalization efforts.*

#### ***Leveraged Our Membership in the Intelligence Community***

- Supported illegal drug and undocumented maritime migrant interdictions through timely and actionable intelligence queuing which included seizures of self-propelled semi-submersibles and disruption of a South Florida-based migrant smuggling operation.
- Improved the fusion and analysis of maritime intelligence and Maritime Domain Awareness (MDA) through increased interagency participation as a member of the Global Maritime Community of Interest Intelligence Enterprise located at the National Maritime Intelligence Center and by hosting Global Maritime Situational Awareness.
- Modernized and transformed capabilities to enhance decision advantage intelligence to Coast Guard operational commands through the employment of tactical cryptology, counterintelligence and investigative teams, and realignment of Field Intelligence Support Teams.
- Screened more than 283,000 commercial vessels and 67 million crew and passengers for terrorist and criminal associations prior to arrival into U.S. ports.

#### ***Extended Maritime Partnerships World Wide***

- Continued deployment of six patrol boats, two Law Enforcement Detachments (LEDETs), and their supporting command elements in the Arabian Gulf to bolster the naval component commander’s ability to secure sea-lanes, prosecute terrorism at sea, train Iraqi naval forces, and protect Iraq’s vital offshore oil infrastructure.

- Coast Guard law enforcement detachments aboard U.S. Navy vessels operated with Yemen Naval Forces to seize narcotics and respond to growing threats off the Horn of Africa.
- Participated with counterparts from Canada, China, Japan, Korea and Russia in the North Pacific Coast Guard Forum to help improve international cooperation in drug trafficking, maritime security, fisheries enforcement and illegal migration.
- Interdicted two Chinese-flagged High Seas Drift Net vessels, leading to their seizure by Chinese officials.



*Cutter WAESHE, the second of eight National Security Cutters, was launched in Pascagoula, MS and is a critical component of the Coast Guard's recapitalization efforts.*

#### ***Recapitalized Aging Assets***

- Enhanced the ability to detect and locate persons in distress through technology improvements such as Rescue 21 (installed in 10 major coastal areas in FY 2008) which now covers 23,149 miles of the Nation's coastline.
  - Upgraded direction-finding equipment on fixed wing aircraft to better detect and locate 406 MHz Emergency Position-Indicating Radio Beacons.
  - Took delivery of the first three (out of 180) multi-mission capable Response Boat-Medium (RB-M) vessels. The RB-M will replace the 41-foot Utility Boat, which has reached the end of its service life.
- Formally accepted the Maritime Patrol Aircraft's Mission System Pallet (MSP).
  - Awarded contract for the Sentinel Class (FRC-B) Patrol Boat.
  - Commenced production of National Security Cutter (NSC) #3 and purchased Long Lead Time Material (LLTM) for NSC #4.
  - Completed Mission Effectiveness Project for seven Medium Endurance Cutters and five Patrol Boats.
  - Successfully transitioned NAIS Increment One capabilities from production to sustainment in September 2008, completing Increment One on schedule and on budget.
  - Began development and testing of initial capability for IOC information management software, conceptually called *WatchKeeper*.

**BUDGET REQUEST***Dollars in Thousands*

	FY 2008 Revised Enacted		FY 2009 Enacted		FY 2010 Pres. Budget		FY 2010 +/- FY 2009	
	FTE	\$000	FTE	\$000	FTE	\$000	FTE	\$000
Search & Rescue	5,228	\$931,897	5,700	\$963,457	5,733	\$972,434	33	\$8,977
Marine Safety	4,051	593,925	3,920	565,938	3,986	594,009	66	28,071
Aids to Navigation	7,809	1,189,362	8,331	1,208,984	8,245	1,201,650	(86)	(7,334)
Ice Operations	1,034	128,260	956	167,375	935	137,904	(21)	(29,471)
Marine Environmental Protection	1,118	180,481	1,251	201,857	1,241	203,587	(10)	1,730
Living Marine Resources	4,252	744,493	4,433	818,359	4,525	851,336	92	32,977
Drug Interdiction	5,799	955,362	6,526	1,231,169	6,628	1,288,285	102	57,116
Migrant Interdiction	3,385	494,801	2,662	492,255	2,631	524,757	(31)	32,502
Other Law Enforcement	579	115,415	702	139,846	729	138,748	27	(1,098)
Port Waterways & Coastal Security	11,391	1,553,918	11,523	1,787,521	12,030	1,924,760	507	137,239
Defense Readiness	3,618	278,146	3,227	527,546	3,263	535,279	36	7,733
<b>Net Discretionary -Excluding Supp</b>	<b>48,264</b>	<b>7,166,060</b>	<b>49,231</b>	<b>8,104,307</b>	<b>49,946</b>	<b>8,372,749</b>	<b>715</b>	<b>268,442</b>
Mandatory	8	1,464,993 <sup>2</sup>	8	1,519,472	8	1,582,914	-	63,442
<b>Subtotal</b>	<b>48,272</b>	<b>8,631,053</b>	<b>49,239</b>	<b>9,623,779</b>	<b>49,954</b>	<b>9,955,663</b>	<b>715</b>	<b>296,884</b>
Supplementals	-	688,707 <sup>3</sup>	844	112,000	-	-	-	(112,000)
Proposed Department of Defense Transfer	-	-	-	-	[844]	[241,503]		
American Recovery and Reinvestment Act (ARRA)	-	-	-	240,000	-	-	-	-
<b>Total Budget Authority</b>	<b>48,272</b>	<b>\$9,319,760</b>	<b>50,083</b>	<b>\$9,975,779</b>	<b>49,954</b>	<b>\$9,955,663</b>	<b>715</b>	<b>\$426,387</b>
Prior Year Rescissions	-	-[9,583] <sup>4</sup>	-	-	-	-	-	-

<sup>1</sup> FY 2008 includes: DOD Transfers of \$222.6 million to the Operating Expenses Appropriation in support of Operation Iraqi Freedom (P.L. 110-161). FY 2009 includes: DOD Transfer of \$112 million to the Operating Expenses Appropriation in support of Operation Iraqi Freedom (P.L. 110-161), \$142 million to Alteration of Bridges and \$98 million to Acquisition, Construction & Improvements Appropriations from the American Recovery & Reinvestment Act of 2009 (P.L. 111-5). FY 2010 includes: anticipated DOD Transfer of \$241.5 million to the Operating Expenses Appropriation in support of Overseas Contingency Operations.

<sup>2</sup> FY 2008 Mandatory includes \$1,184.7 million for Retired Pay, \$132.9 million for Boat Safety, \$147.2 million for Oil Spill Liability Trust Fund, and \$0.08 million for Gift Fund.

<sup>3</sup> Pursuant to P.L. 110-161; a total of \$276.1 million in supplemental funding provided for Operating Expenses \$180.3 million, Acquisition, Construction, and Improvements \$95.8 million. Pursuant to P.L. 110-252; \$112.6 million is provided for Operating Expenses. Pursuant to P.L. 110-329 \$300 million is provided for Acquisition, Construction, and Improvements.

<sup>4</sup> Pursuant to P.L. 110-161, \$9.5 million rescission of prior-year unobligated balances.

**FY 2010 Initiatives:**

**Recapitalize Operating Assets and Sustain Infrastructure**

- **Deepwater - Surface Assets..... \$591.4M (50 FTE)**  
The budget requests \$591.4M for the following surface asset recapitalization or enhancement initiatives: completion of National Security Cutter (NSC) #4; continued analysis and design for the Offshore Patrol Cutter (OPC); production of Fast Response Cutters (FRC-Bs) #5-#8; production of Deepwater Cutter Small Boats; and crucial operational enhancement of five Medium Endurance Cutters and three 110-foot Patrol Boats at the Coast Guard Yard through the Mission Effectiveness Program.
  
- **Deepwater - Air Assets.....\$305.5M (0 FTE)**  
The budget requests \$305.5M for the following air asset recapitalization or enhancement initiatives: delivery of HC-144A Maritime Patrol Aircraft #13-#14; HH-60 engine sustainment and avionics, wiring and sensor upgrades for eight aircraft; HH-65 conversion to modernized components, cockpit and enhanced interoperability for 22 aircraft; and HC-130H avionics and sensor upgrades for eight aircraft, as well as four center wing box replacements.
  
- **Deepwater - Other .....\$154.6M (0 FTE)**  
The budget requests \$154.6 M for the following equipment and services: Government Program Management funds for critical oversight and contract management; Systems Engineering and Integration funds for continued integration of complex and diverse technical configurations for all projects; continued development of logistics capability and facility upgrades at shore sites where new assets will be homeported; upgrades to for command, control, communications, computer, intelligence, surveillance and reconnaissance (C4ISR) items; and prevention of asset obsolescence by replacing aging technology.
  
- **Response Boat Medium (RB-M).....\$103M (0 FTE)**  
The budget requests \$103M to order 30 boats to replace the aging 41-foot utility boat and other non-standard boats with an asset more capable of meeting the USCG's multi-mission requirements.
  
- **Rescue 21.....\$117.0M (0 FTE)**  
The budget requests \$117.0M for California and New England Sectors to receive Rescue 21 capability, and continued development of Great Lakes, Hawaii Guam a and Puerto Rico Sectors.
  
- **Shore Facilities and Aid-To-Navigation (ATON) Recap Projects .....\$10M (0 FTE)**  
The budget requests \$10M to support shore facility and ATON recapitalization. The Coast Guard received \$300 million from 2008 supplemental funding and \$88 million from 2009 American Recovery and Reinvestment Act funding for shore projects. The Coast Guard occupies more than 22,000 shore facilities with a replacement value of approximately \$7.4B. FY 2010 funding supports \$6M for Survey and Design (planning and engineering of outyear shore projects) and \$4M for ATON Infrastructure (improvements to short-range aids to infrastructure).

**Enhance Maritime Safety and Security**

- **Marine Safety Program ..... \$7.5M (37 FTE)**  
The budget requests \$7.5M to support 74 additional personnel including marine inspectors and investigating officers at field units, marine inspector training officers at feeder ports, staffing for the Steam and Vintage Vessels Center of Expertise (COE), engineers for standards development and review, and expanded training curricula at the Marine Safety School in Yorktown, VA.
- **Armed Helicopters Enhancement ..... \$0.8M (7 FTE)**  
The budget requests \$845K for 14 gunners to support an additional 450 armed deployed days away from home station (DDAS), increasing the total DDAS to 1,450. This additional capability will significantly improve the Coast Guard’s ability to deter drug trafficking, maritime threats, and will play a vital role in establishing an integrated, interoperable border security system.
- **Biometrics at Sea System (BASS) ..... \$1.2M (2 FTE)**  
The budget requests \$1.183M to purchase equipment and provide maintenance on 18 cutters currently operating BASS as well as engineering development and program management. BASS enable Coast Guard personnel to identify dangerous individuals documented in the United States Visitor and Immigration Status Indicator Technology (US-VISIT) database including known felons, those under deportation orders, or on a terrorist watchlist. With a nearly 75% reduction in undocumented migrant flow from the Dominican Republic, the BASS pilot program demonstrated its effectiveness in deterring attempts by undocumented migrants to enter the United States illegally.

**Improve Command and Control**

- **SeaHawk Charleston IOC Sustainment.....\$1.1M (1 FTE)**  
The budget requests \$1.088M to fund SeaHawk Charleston IOC. SeaHawk is a multi-agency, coordination, unified command-based work environment with the cooperative and complimentary capabilities of an intelligence cell, the Federal Bureau of Investigation, Coast Guard, Customs and Border Protection (CBP), Immigration and Customs Enforcement, and other Federal, state, and local agencies.

**Modernize Business Practices**

- **Financial Management Oversight.....\$20.0M (44 FTE)**  
The budget requests \$20M to support critical modernization of the Coast Guard’s financial management structure, which includes processes, internal controls, information technology (IT) systems, and human resources. The goals of this transformation are to improve the Service’s ability to link mission performance to budget, and to ensure compliance with the DHS Financial Accountability Act. Financial management modernization will create an environment for a sustainable clean audit opinion on annual financial statements.



**Data Center Migration**

- **Data Center Migration.....\$22.4M (0 FTE)**  
The budget requests \$22.4M to continue ongoing system and application migration to the two existing DHS Enterprise Data Centers. The Data Center consolidation efforts will standardize IT resource acquisitions across components, streamline maintenance and support contracts, resulting in an enhanced DHS IT security posture, improved information sharing with stakeholders, and increased operational efficiencies over time. The funding will also support the transition of disaster recovery/backup/COOP (Continuity of Operations) capability to DHS Data Centers.



---

## U.S. SECRET SERVICE

---

### **Description:**

The United States Secret Service is mandated to carry out a unique dual mission of protection and investigation. The Secret Service protects the President, Vice President, other visiting heads of state and government; acts as the lead agency for security at designated National Special Security Events; safeguards the nation's financial infrastructure and payment systems to preserve the integrity of the economy; investigates electronic crimes; and protects the White House and other designated buildings within the Washington, DC area. The Secret Service continues to live up to its motto of being "worthy of trust and confidence."

### **Responsibilities:**

The Secret Service is responsible for the protection of the President, Vice President, President-elect, Vice President-elect, former presidents, and their spouses and immediate families; visiting heads of states and governments; major presidential and vice presidential candidates; and other individuals as designated by the President. The Secret Service also protects the Executive Residence and grounds, the official residence and grounds of the Vice President, various White House Office locations and other designated buildings in the District of Columbia; foreign and diplomatic missions located in the Washington metropolitan area; and implements operational security plans for designated National Special Security Events.

The Secret Service is also responsible for investigating the counterfeiting of currency and securities, forgery and alterations of government checks and bonds, theft and fraud relating to Treasury electronic funds transfers, financial access device fraud, telecommunications fraud, computer and telemarketing fraud, fraud related to federally-insured financial institutions, and other criminal and non-criminal cases.

### *At a Glance*

*Senior Leadership:*  
*Mark Sullivan, Director*

*Established: 1865*

*Major Divisions: Office of Protective Operations, Office of Investigations, Office of Protective Research, Office of Professional Responsibility, Office of Human Resources and Training, and Office of Administration*

<i>Budget Request:</i>	<i>\$1,709,584,000</i>
<i>Gross Discretionary:</i>	<i>\$1,489,584,000</i>
<i>Mandatory, Fees &amp; Trust Funds:</i>	<i>\$220,000,000</i>

<i>Employees (FTE):</i>	<i>7,055</i>
-------------------------	--------------



*The Secret Service safeguards the President of the United States.*

**Service to the Public:**

The Secret Service protects the leaders of the United States and ensures the integrity of the Nation's financial systems by prosecuting crimes involving identity theft, financial institution fraud, and money laundering. The Service also works to ensure the integrity of the Nation's cyber infrastructure through investigations into electronic crimes involving computers, telecommunications devices, scanners, and other electronic equipment



*The Secret Service safeguards the integrity of the economy.*

**FY 2008 Accomplishments:**

- Successfully screened nearly 1 million pieces of mail and other materials through the White House Mail Screening Facility.
- Provided protection during 5,141 travel stops for domestic protectees and 2,100 travel stops for visiting foreign dignitaries.
- Achieved a 100 percent success rate in safe arrivals and departures for all protectees.
- Prepared security plans for the 63<sup>rd</sup> Annual United Nations General Assembly, including protective detail staffing plans for 116 heads of state/heads of government and 58 spouses.
- Successfully designed and implemented security plans for major events, including: four presidential and vice presidential debates, the visit of Pope Benedict XVI, and the Democratic and Republican National Conventions.
- Successfully screened 2.84 million people at campaign-related events.
- Successfully screened more than 1.5 million people at events attended by the President, Vice President and other Secret Service protectees, including nearly 900,000 visitors to the White House complex.
- Instrumental in the indictment of 11 individuals from the United States, Estonia, Ukraine, Belarus and China for allegedly stealing more than 40 million credit and debit card accounts from 9 major retailers and restaurant chains in what is believed to be the largest hacking and identity theft case ever prosecuted in the United States.
- Trained 446 state and local law enforcement officials, 48 district attorneys, and 24 judges in computer forensic and judicial strategies at the National Computer Forensic Institute (NCFI).
- The Secret Service's Electronic Crimes Task Force (ECTF) worked 1,117 cyber cases involving over \$95 million in actual losses; further potential losses exceeded \$410 million. In other words, as a result of cases worked by ECTFs, the Secret Service was able to prevent losses in the hundreds of millions of dollars to the American economy.

**BUDGET REQUEST***Dollars in Thousands*

	FY 2008 Revised Enacted		FY 2009 Enacted		FY 2010 Pres. Budget		FY 2010 +/- FY 2009	
	FTE	\$000	FTE	\$000	FTE <sup>1</sup>	\$000	FTE	\$000
Salaries and Expenses	6,700	\$1,399,271	6,736	\$1,408,729	7,055	\$1,481,569	319	\$72,840
Uniformed Division Modernization <sup>2</sup>	-	-	-	-	-	\$4,040	-	\$4,040
Acquisition, Construction, Improvements and Related Expenses	-	\$3,725	-	\$4,225	-	\$3,975	-	(\$250)
<b>Net Discretionary -Excluding Supp</b>	<b>6,700</b>	<b>\$1,402,996</b>	<b>6,736</b>	<b>\$1,412,954</b>	<b>7,055</b>	<b>\$1,489,584</b>	<b>319</b>	<b>\$76,630</b>
Mandatory / Fees <sup>3</sup>	-	\$226,500		\$225,000		\$220,000		(\$5,000)
<b>Subtotal</b>	<b>6,700</b>	<b>\$1,629,496</b>	<b>6,736</b>	<b>1,637,954</b>	<b>7,055</b>	<b>1,709,584</b>	<b>319</b>	<b>71,630</b>
Supplementals	-	-	70	\$100,000 <sup>4</sup>	-	-	(70)	(\$100,000)
American Recovery and Reinvestment Act (ARRA)	-	-	-	-	-	-	-	-
<b>Total Budget Authority</b>	<b>6,700</b>	<b>\$1,629,496</b>	<b>6,806</b>	<b>\$1,737,954</b>	<b>7,055</b>	<b>\$1,709,584</b>	<b>249</b>	<b>(\$28,370)</b>
Prior Year Rescissions	-	-	-	-	-	-	-	-

<sup>1</sup> The FY 2010 FTE reflects annualized FTE from the FY 2009 Supplemental.<sup>2</sup> FY 2010 funding for modernization is pending enactment of authorizing legislation (UD Modernization Act).<sup>3</sup> DC Annuity<sup>4</sup> FY 2009 Supplemental- Pursuant to Omnibus P.L. 111-8**FY 2010 Initiatives:**

- Cross-Domain Application/Data Environment.....\$6.3M (0 FTE)**  
 The budget requests funding for a major acquisition process including systems engineering, architecture, design, development, testing and evaluation, deployment, maintenance, sustainment, hardware, and software to implement digital rights management, digital signatures, and data classification management. Contractor services will be utilized to design, test, pilot, deploy, and establish maintenance. This multi-level secured cross-domain IT application and data environment will provide the Service with the most efficient and effective means to perform mission critical operations.

- **Cyber Security.....\$6.4M (0 FTE)**  
The budget requests funding to enable a proactive, cyber defense environment that provides situational awareness, command and control, defensive mechanisms and information assurance policies and processes. This environment will provide enterprise-wide protection through the dynamic information-sharing environment of the Department of Homeland Security and the Director of National Intelligence cyber programs. It will be a cohesive, integrated approach to cyber defense that will provide policies, procedures, technologies, and training across all Secret Service directorates.
- **Information Assurance.....\$2.4M (0 FTE)**  
The budget requests funding to enable an information sharing environment that delivers secure information at the right time, to the right recipient, and in the right format under every circumstance. This environment must be securely managed and protected enterprise-wide from threats posed by adversaries. Without this, the Service is vulnerable and at risk for professional-grade cyber attacks while the ability to share multi-level information across the agency is minimized.
- **Information Technology Infrastructure (ITI).....\$14.9M (3 FTE)**  
The budget requests funding for the Service’s infrastructure framework which is currently in a degraded state and adversely impacting critical operational missions. This funding request includes the operations/maintenance of data center operations, to include servers, networks, U.S. and foreign circuits, wide area network (WAN) connectivity, network operating system software, network and information security monitoring systems, technology refresh, and update and/or replacement of legacy/aging equipment or software. In addition, the request includes optimization and performance monitoring such as establishing and base-lining infrastructure performance, establishing periodic reporting for identifying and reacting to trends, changes and issues, and training ITI staff to build competencies in information technology performance management. This budget request also includes funding for five professional positions. The IT infrastructure will be re-engineered to include the development of requirements, guidelines, and new programs and technologies as an immediate and critical need. Network and server competencies will be strengthened by adding commercial services, and the government staff will be trained and educated to support the transformation.
- **Database Architecture and Maintenance.....\$4.0M (0 FTE)**  
The budget requests funding for engineering and architecture activities to modernize the Secret Service database architecture to provide a higher rate of availability, and to optimize performance, scalability and disaster recovery capabilities to meet current and future needs. This is necessary to support investigative and legal litigation cases which require high data accuracy, and faster reporting in a web accessible format. This includes upgrades to database hardware and software supporting over 300 web applications and databases. The new database architecture will provide improved application and database performance with fewer outages, support continuity of operations through robust backup and recovery procedures, provide redundancy of infrastructure supporting critical databases, and support DHS Enterprise Data Management Directive 103.01. The applications developed based on these new technologies and standards will provide enhanced application abilities and improved efficiencies in processes, and enable information sharing within the Secret Service and with other DHS and federal agencies.

- **Electronic Crimes Task Forces (ECTFs).....\$2.0M (0 FTE)**  
The budget requests funding to support the operational costs of ECTFs and DHS-mandated Certification and Accreditation (C&A) of the Secret Service online reporting system. The ECTFs ability to prevent, detect, mitigate, and aggressively investigate cyber crimes would be degraded without this funding. This would have the unintended consequence of making the American public and financial institutions more vulnerable to cyber crime than ever before. In recent years, the combination of the information revolution and the effects of globalization have caused the investigative mission of the Secret Service to evolve. The advent of technology and the Internet has created a transnational “cyber criminal” and the Secret Service has observed a marked increase in the quantity, quality, and complexity of cyber cases targeting U.S. financial institutions and critical infrastructure. Crimes are transnational in nature and are intertwined with the illicit use of computers. To protect our critical financial infrastructure from the constant threats and attacks launched by transnational organized criminal groups, the Secret Service has adopted a multi-faceted, multi-pronged approach to aggressively address this issue. The Secret Service has successfully dismantled some of the largest known cyber criminal organizations by combining partnering resources and expertise.
  
- **Uniformed Division Modernization.....\$4.0M (0 FTE)**  
The budget requests funding to support a restructuring of the Uniformed Division’s (UD) legal authorities. The purpose of this request is two-fold. First, to move the bulk of the governing authorities for UD pay and compensation out of the antiquated District of Columbia Code and into Title 5 of the United States Code. Second, to apply Office of Personnel Management (OPM) principles, utilized throughout the government, for a completely restructured pay scale that is more in line with the rest of the Federal Government and will result in more equitable compensation. The goal of this modernization effort is to improve the work environment of the UD in order to more effectively recruit and retain the talent necessary to carry out its protective mission. Addressing the current recruiting and retention issues in the UD will ultimately lead to a more stable workforce and reduced overtime expenditures.





---

## NATIONAL PROTECTION AND PROGRAMS DIRECTORATE

---

### **Description:**

The National Protection and Programs Directorate (NPPD) is a diverse organization with a vital cross-cutting and unifying mission of risk reduction. The Directorate works to reduce risks to the Nation through five mission areas: protect the Nation's citizens and visitors against dangerous people and goods; protect the Nation's physical infrastructure; protect and strengthen the Nation's cyber and communications infrastructure; strengthen the Department's risk management platform; strengthen partnerships and foster collaboration and interoperability.

### **At a Glance**

*Senior Leadership:*  
*Philip Reitingger, Deputy Under Secretary*

*Established: 2007*

*Major Divisions: Infrastructure Protection; Federal Protective Service, Cyber Security and Communications; US-VISIT, Risk Management and Analysis.*

<b>Budget Request:</b>	<b>\$1,958,937,000</b>
<i>Gross Discretionary</i>	<i>\$1,318,937,000</i>
<i>Fees</i>	<i>\$640,000,000</i>

<i>Employees (FTE):</i>	<i>2,584</i>
-------------------------	--------------

### **Responsibilities:**

The Directorate leads the protection and risk reduction for the Nation's physical and virtual critical infrastructure and key resources (CIKR) from man-caused disasters, natural disasters, and other catastrophic incidents. Through use of biometric capabilities, the Directorate enhances the security of citizens and people traveling to the United States. Critical to meeting its missions is NPPD's on-going collaboration and information sharing with our federal, state, local, tribal, international, and private sector partners. Beginning in FY 2010, NPPD will broaden their responsibilities for protecting federal facilities by incorporating the Federal Protection Service (FPS) in their Directorate.

NPPD's responsibilities include:

- Integrating and disseminating CIKR threat, consequence, and vulnerability information and developing risk mitigation strategies through coordination with CIKR owners.
- Developing and ensuring implementation of the National Infrastructure Protection Plan for the nation's infrastructure through sector specific plans.
- Identifying threats and vulnerabilities to the nation's cyber infrastructure and mitigating against consequences of a cyber attack.
- Protecting and strengthening the Nation's national security and emergency communications capabilities reliability, survivability and interoperability at the federal, state, local and tribal levels.

- Providing biometric and biographic identity management and screening services to other Departmental stakeholders for immigration and border management as well as other federal, state, local, and international stakeholder.
- Leading the Department's effort to develop, implement and share a common framework addressing the overall analysis and management of homeland security risk.
- Ensuring a safe environment in which federal agencies can conduct business by reducing threats posed against approximately 9,000 federal facilities nationwide.


### **Service to the Public:**

NPPD serves the public through these major program activities:

*Infrastructure Protection (IP)* – Leads coordinated efforts toward reducing risk to the Nation's physical critical infrastructure and key resources (CIKR) from man-caused disasters, natural disasters, and other catastrophic incidents by integrating and disseminating CIKR threat, consequence, and vulnerability information; developing risk mitigation strategies; and overseeing the National Infrastructure Protection Plan for the Nation's infrastructure. These efforts help ensure essential government missions, public services, and economic functions are maintained. IP also ensure CIKR elements are not exploited for use as weapons of mass destruction against people or institutions through its Chemical Facility Anti-Terrorism Standards regulatory program.

*Cyber Security and Communications (CS&C)* – Collaborates with public, private, and international partners to ensure the security and continuity of the Nation's cyber and communications infrastructures in the event of terrorist attacks, national disasters, and catastrophic incidents. Additionally, CS&C protects and strengthens the reliability, survivability and interoperability of the Nation's communications capabilities, including those utilized during emergencies, at the Federal, State, local, and tribal levels.

*United States Visitor and Immigrant Status Indicator Technology (US-VISIT)* – Leads the collection, maintenance, and sharing of information, including biometric identifiers, on foreign visitors to assist in determining whether an individual should be prohibited from entering the United States; can receive, extend, change, or adjust immigration status; has overstayed or otherwise violated the terms of admission; should be apprehended or detained for law enforcement action; or needs special protection or attention (e.g., refugees). US-VISIT provides identity management and screening services, offering diverse capabilities, including timely biometric and biographic matching functions, to other Departmental stakeholders for immigration and border management as well as other, Federal, State, local, and international stakeholders.



*Capturing the biometrics of foreign travelers facilitate safe travel*

*Risk Management and Analysis (RMA)* – Leads the Department’s efforts to establish a common framework addressing the overall management and analysis of homeland security risk. RMA institutionalizes the use of risk-informed decision-making and ensures leaders and managers apply shared risk management practices as they make decisions at the strategic, operational and tactical levels through the Integrated Risk Management (IRM) framework. RMA ensures risk program synchronization, integrating sound and systematic principles utilizing a common approach and lexicon.

*Federal Protective Service (FPS)* – Leads the Department’s comprehensive security and law enforcement services to more than 9,000 Federal facilities nationwide for mitigating risk to those facilities and their 1.1 million occupants. FPS operational activities include conducting comprehensive risk assessments of Federal facilities to determine, recommend, and install appropriate risk mitigation measures. Further, FPS personnel provide regular security awareness training to stakeholders, conduct criminal investigations, respond to critical incidents, and provide support to major events

## **2008 Accomplishments**

### **Infrastructure Protection**

- Established Chemical Facility Anti-Terrorism Standards, a comprehensive set of regulations, to protect high-risk chemical facilities from attack and prevent theft of chemicals for use as weapons.
- Provided data to more than eight million organizations and individuals responsible for critical infrastructure and key resources (CIKR) security in a coordinated national effort to reduce risk posed by acts of terrorism.
- Assisted the Government of Trinidad and Tobago (GOTT) and private sector owners/operators to identify vulnerabilities throughout their entire liquefied natural gas system and provided recommended enhanced security and protective measures to mitigate risk. The U.S. imports approximately 70% of its liquefied natural gas from GOTT, and any disruptions to the system would have an immediate impact on domestic energy supply and security, particularly for the Northeastern US. This operation was DHS’ first comprehensive, system-based vulnerability assessment of a foreign nation’s infrastructure system and has become the model for international security critical infrastructure and key resources security engagements for DHS and other departments.
- Integrated the State, Local, Tribal and Territorial Government Coordinating Council (SLTTGCC) into the full cycle of national infrastructure protection planning and reporting. The SLTTGCC is a forum for its representatives to engage with the federal government and CIKR owners and operators and evolves the CIKR partnership model by integrating



*Conducting vulnerability assessments on foreign infrastructure helps secure the interests of the United States.*

SLTTGCC stakeholders into the national level Critical Infrastructure Partnership Advisory Council and 18 Sector/Government Coordinating Councils. This evolution of the CIKR partnership model allows all levels of government to provide input into the National Infrastructure Protection Plan (NIPP) and Sector Specific Plans.

- Established state and local critical infrastructure protection training and technical assistance programs. The program supports a standard tool for capturing infrastructure and risk information and provides training services to assist state and local law enforcement, emergency responders, emergency managers, and other homeland security officials in understanding the steps necessary to develop and implement comprehensive CIKR protection programs.

### **Cyber Security and Communications**

- Worked to secure Federal cyber networks as part of the Comprehensive National Cybersecurity Initiative (CNCI). This comprehensive approach advances the Government's efforts to secure the ".gov" space by integrating federal technical and organizational capabilities and fostering partnerships between public and private sector domains.
- Assessed over 4,000 current external internet connections in the .gov domain and identified approximately 80 of those as potential consolidated internet access points. Began deploying the National Cybersecurity and Protection System (NCPS) to potential consolidated locations, enabling data collection for the detection of potential malicious cyber activities on Federal networks.
- Conducted Cyber Storm II from March 10-14, 2008, the second in a series of exercises examining the Nation's cybersecurity preparedness and response capabilities. The exercise simulated a coordinated cyber attack on information technology, communications, chemical, and transportation systems and assets. Eighteen federal departments and agencies, nine states and over 40 private sector companies, and four international partners participated in the exercise.
- During Hurricane Ike, the National Communications System (NCS) helped leaders in the Houston and Galveston areas communicate by prioritizing emergency calls over congested phone lines and ensuring the restoration of critical telecommunications services. The Government Emergency Telecommunications Service completed over 93 percent of the 2,200 priority calls placed across five states.
- The Office of Emergency Communications (OEC) completed the National Emergency Communications Plan (NECP) that set goals and identified key national priorities enhancing governance, planning, technology, training and exercises, and disaster communications capabilities. DHS provided \$50 million through the Interoperable Emergency Communications Grant Program to States and Territories to support the implementation of the NECP and the 56 DHS-approved Statewide Communication Interoperability Plans.



*Conducting Cyber exercises ensures preparedness in the event of a cyber attack.*

## **US-VISIT**

- Identified more than 2,000 criminals and immigration violators based solely on biometrics. In December 2007, the U.S. Coast Guard interdicted 10 migrants attempting to illegally enter Puerto Rico by sea. Checking the migrants' biometrics against US-VISIT's data revealed two of the migrants had previously entered the U.S. illegally and were suspected of participation in a human trafficking organization. Since the Coast Guard began using US-VISIT's mobile biometric services to identify illegal migrants at sea, 3,143 people have been interdicted at sea, 269 brought ashore for prosecution and 152 convicted.
- Used biometrics to identify the leader of the Arellano-Felix Organization (AFO) drug cartel, who had been using a different name. This led to his arrest as well as the arrests of 18 other suspected cartel members by Mexican authorities. This cartel is considered one of the largest and most violent criminal groups in Mexico.
- Deployed 10-print scanner technology to 10 Ports of Entry. 10-print capture will improve accuracy in matching fingerprints, increasing the likelihood of identifying high-risk individuals and reducing interaction with low-risk travelers. Full deployment to 292 air, sea, and land Ports of Entry will be completed in FY 2009.

## **Risk Management and Analysis**

- Completed the first prototype for the Risk Assessment Process for Informed Decision Making (RAPID). When fully developed, RAPID will support strategic policy and budgetary decision making by assessing risk, evaluating risk reduction effects of DHS programs, and evaluating alternative resource allocation strategies.
- Completed the Interim DHS Integrated Risk Management Framework (IRMF). The IRMF provides a foundation for developing follow-on policy, doctrine and guidance that will institutionalize integrated risk management in the Department. The IRMF outlines a vision, objectives, principles and a process for integrated risk management within DHS, and identifies how the Department will achieve integrated risk management by developing and maturing governance, processes, training, and accountability methods.
- Published the DHS Risk Lexicon, which defines 73 key risk-related terms and provides a common vocabulary for the foundation of an integrated risk management capability within the Department. The Risk Lexicon and framework are continually updated to address emerging risks to the Nation.

## **Federal Protective Service**

- Provided security at nearly 9,000 federal facilities, conducting more than 2,500 building security assessments and making 1,888 arrests, while conducting numerous investigations and preventing hundreds of thousands of prohibited and potentially dangerous items from being brought into federal buildings.

**BUDGET REQUEST***Dollars in Thousands*

	FY 2008 Revised Enacted <sup>1</sup>		FY 2009 Enacted		FY 2010 Pres. Budget		FY 2010 +/- FY 2009	
	FTE	\$000	FTE	\$000	FTE	\$000	FTE	\$000
Management and Administration	65	\$45,146	75	\$51,350	129	\$44,577	54	(\$6,773)
Infrastructure Protection and Information Security	497	651,330	636	806,913	1,031	918,166	395	111,253
US-VISIT	102	200,000	119	300,000	199	356,194	80	56,194
<b>Net Discretionary -Excluding Supp</b>	<b>664</b>	<b>896,476</b>	<b>830</b>	<b>1,158,263</b>	<b>1,359</b>	<b>1,318,937</b>	<b>529</b>	<b>160,674</b>
Federal Protective Service <sup>2</sup>	-	-	-	-	1,225	640,000	1,225	640,000-
Mandatory / Fees	-	-	-	-	-	-	-	-
<b>Subtotal</b>	<b>664</b>	<b>896,476</b>	<b>830</b>	<b>1,158,263</b>	<b>2,584</b>	<b>1,958,937</b>	<b>529</b>	<b>800,674</b>
Supplementals	-	275,000 <sup>3</sup>	-	-	-	-	-	-
American Recovery and Reinvestment Act (ARRA)	-	-	-	-	-	-	-	-
<b>Total Budget Authority</b>	<b>664</b>	<b>1,171,476</b>	<b>830</b>	<b>1,158,263</b>	<b>2,584</b>	<b>1,958,937</b>	<b>529</b>	<b>800,674</b>
Prior year Rescissions	-	-	-	-	-	-	-	-

<sup>1</sup>FY 2008 Enacted reflects transfers of: \$2.2M from M&A to CBP; and \$3.4M transferred out of IPIS to OHA, Department Operations, and CBP.

<sup>2</sup>The transfer of the Federal Protective Service (FPS) from U.S. Immigration and Customs Enforcement (ICE) to the National Protection and Programs Directorate (NPPD) is proposed for FY 2010.

<sup>3</sup>Supplemental funding received for US VISIT pursuant to P.L. 110-161

**FY 2010 Initiatives:**

- Cybersecurity of the Federal Enterprise.....\$75.1M (15 FTE)**  
 An increase of \$75.1M is requested to support the implementation of the Comprehensive National Cybersecurity Initiative. This enhancement will enable the United States Computer Emergency Readiness Team (US-CERT), Federal Network Security (FNS), and Network Security Deployment (NSD) branches with the ability to develop and deploy cybersecurity technologies to counter on-going, real world national cyber threats and apply effective analysis and risk mitigation strategies to detect and deter threats. The funding increase will permit information sharing with federal civilian, defense, and intelligence agencies through the collection and dissemination of cybersecurity threat and attack information. Additionally, the enhancement will improve the NCSD's ability to manage reduction and consolidation efforts of external Federal ports, enabling more

effective monitoring and alerting on suspicious activities occurring across the Federal enterprise.

- **US-VISIT Operations and Maintenance.....\$41.9M (0 FTE)**  
The total requested funding for this initiative is \$128.1M. An increase of \$41.9M will provide support that is attributable to the impact of current services growth on the IDENT system and the requirement to refresh aging fingerprint matcher hardware.
- **US-VISIT Data Center Mirror and Migration.....\$19.9M (0 FTE)**  
The total requested funding for this initiative is \$45.2M. An increase of \$19.9M will improve system capacities for IDENT and ADIS and provide additional system redundancy.
- **Infrastructure Security Compliance.....\$19.0M (23 FTE)**  
An increase of \$19.0M is requested for Chemical Site Security and Ammonium Nitrate to enhance current inspection capabilities through the hiring, training, equipping and housing of additional inspectors. Funding will also support completing and publishing final Ammonium Nitrate (AN) regulations to prevent the use of AN in an act of terrorism, including development of the required registration, tracking and verification processes and systems, and establishment of inspection and audit procedures.
- **US-VISIT Program Management.....\$17.5M (0 FTE)**  
The total requested funding for US-VISIT Program Management is \$122.8M. This increase will support the staffing and program support activities across all of the project. The funding will support the hiring, training and retention of the US-VISIT workforce.
- **Cybersecurity of Federal, State, Local, Territorial and Tribal Governments, and International and Private Sector Stakeholders.....\$15.0M (1 FTE)**  
An increase of \$15.0M will enhance the Control Systems Security, Cyber Exercises and Critical Infrastructure Protection-Cybersecurity programs. Funding will be used to: conduct 50 Site Assistance Visits across the 18 critical infrastructure and key resources sectors to identify vulnerabilities in Industrial Control Systems; implement the Coordination Strategy for Securing Control Systems and the Control Systems Security Protection Framework; and develop sector-specific, regional, and state-level risks mitigation activities, based on Information Technology Risk Assessment and cross sector cybersecurity studies, strategies and plans of action which can be implemented across all sectors.
- **US-VISIT Identity Management and Screening Services .....\$11.2M (0 FTE)**  
The total requested funding for this initiative is \$31.2M. An increase of \$11.2M supports efforts to address a growing workload resulting from 10 print identifications / verifications, latent print processing, data sharing initiatives (most notably with the FBI), and support for Secure Communities; extends the Data Integrity Group's coverage of potential in-country overstays to all travelers to the United States; and provides a 24/7 operational capability to provide timely responses to queries from its users. Further, the increased funding will support information sharing and technical assistance with select foreign governments to promote the adoption and use of common standards for biometric

identity management, facilitating access to additional information sources for screening travelers to and workers within the United States.

- **Data Center Development Capability.....\$10.0M (0 FTE)**  
Data center development funding will be used for the continuation of system and application migration to the two DHS Enterprise Data Centers for central DHS management in FY 2010. Benefits derived from consolidation are enhanced DHS IT security posture, improved information sharing with stakeholders, and increased operational efficiencies over time.
- **Bombing Prevention.....\$4.2M (0 FTE)**  
An increase of \$4.2M provides an enhanced and coordinated national bombing prevention and improvised explosive device (IED) security effort. This funding will provide the resources to enhance national awareness, facilitate multi-jurisdiction planning, and conduct additional capabilities assessments for 50 explosives detection canine units, 32 bomb squads, 30 Special Weapons and Tactics (SWAT) teams, and 20 dive teams in high risk urban areas across the nation.
- **Office of Emergency Communications (OEC)..... \$3.8M (0 FTE)**  
An additional \$3.8M will advance implementation of the National Emergency Communications Plan (NECP) by performing 100 site visits to validate progress against NECP goals, providing additional support to lower achieving urban areas, and conducting Statewide Communication Interoperability Plan (SCIP) workshops.
- **Vulnerability Assessments.....\$3.0M (0 FTE)**  
An increase of \$3.0M provides for the capability to conduct New Nuclear Reactor Security Consultations in coordination with the Nuclear Regulatory Commission as required by the Energy Policy Act of 2005. Additionally, Vulnerability Assessments are piloting 5 Regional Resiliency Assessment Program (RRAP) pilot projects to provide State and local stakeholders with a comprehensive understanding of a region’s vulnerabilities and resiliency while providing critical risk based information on how to apply the most cost effective protective measures to the most vulnerable assets within the region.
- **Continuity Communications Architecture.....\$2.5M (0 FTE)**  
An enhancement of \$2.5M is requested to develop a continuity communications architecture (CCA) to ensure, under all conditions, federal executive branch cross-department and agency communications. Develop a continuity communications architecture (CCA) to ensure, under all conditions, federal executive branch cross-department and agency communications. Developing the architecture will require identifying existing continuity communication capabilities, shortfalls or gaps, and developing technical requirements to improve the overall continuity communications posture. Implementation will ensure agencies can execute primary mission essential functions in support of the eight national essential functions.



- **Regional Communications Coordinators.....\$2.5M (7 FTE)**  
An enhancement of \$2.5M is requested to deploy one Regional Communications Coordinator (RCC) in each of the 10 Federal Regions. The coordinators will support planning, preparedness and response activities with the private and public sectors associated with Emergency Support Function #2 – Communications of the National Response Framework (NRF). Regional Communications Coordinator will work closely with state, local and federal regional personnel, as well as working directly with the full range of private communications industry partners (e.g. wireline, wireless, cable, satellite and broadcast). The coordinators will further efforts to develop and implement national security and emergency preparedness communications plans, procedures, training, exercises and response to incidents.
  
- **Transfer of the Federal Protective Service (FPS).....\$640.0M (1,225 FTE)**  
The mission of the FPS is better aligned with the infrastructure protection role of NPPD than the immigration and customs enforcement mission of ICE. Placing FPS in NPPD along with the Office of Infrastructure will centralize the Department’s responsibilities for protection of government and streamline implementation of physical security policy.



---

## OFFICE OF HEALTH AFFAIRS

---

### Description:

The Office of Health Affairs (OHA) serves as the Department of Homeland Security's principal agent for all medical and health preparedness matters. Working throughout all levels of government and the private sector, OHA leads the Department's role in developing and supporting a scientifically rigorous, intelligence-based biodefense and health preparedness architecture to ensure the security of our Nation in the face of all hazards.

### Responsibilities:

OHA serves as the principal medical advisor for the Secretary and the Federal Emergency Management Agency (FEMA) Administrator by providing timely incident-specific management guidance related to the medical consequences of disasters. OHA leads the Department's biodefense activities such as the BioWatch Program and coordinates these efforts with other Departments and agencies across the Federal government. OHA leads the Department's health preparedness and response efforts, ensuring integration across all levels of government and the private sector. OHA leads the Department's efforts in employee health and safety standards and policies and provides medical oversight for health delivery throughout the Department.

### Service to the Public:

OHA plays a crucial role in the Department's mission to secure the homeland. In leading the Department's biodefense activities, OHA is responsible for operating the biological monitoring and early detection systems that are deployed in the nation's high-risk urban areas and for managing the National Biosurveillance Integration Center (NBIC). Together, these programs protect the public by promoting the early detection of biological incidents, which enables a more effective public health response, eliminating or substantially mitigating the potentially catastrophic impact of a biological incident.

### At a Glance

*Senior Leadership:*  
*Jon R. Krohmer, M.D., F.A.C.E.P.*  
*Acting Assistant Secretary for Health Affairs/  
Chief Medical Officer*

*Established: 2007*

*Major Divisions: Office of WMD &  
Biodefense; Office of Medical Readiness;  
Office of Component Services*

**Budget Request:**                    **\$138,000,000**

**Employees (FTE):**                    **84**



*OHA at the National Response Coordination Center to help resolve health security issues not only for victims of the hurricanes but also for employees and support staff.*

Specifically, OHA serves the public in the following ways:

### **Serves as Principal Medical Advisor to DHS Leadership**

OHA ensures that the Department's leaders have relevant and science-based health and medical information to guide policy decisions. OHA also provides DHS leaders with real-time health and medical expertise to support catastrophic incident management requirements and decisions.

### **Leads DHS Biodefense Programs**

OHA manages a biological threat awareness system to enhance detection and characterization of biological events. In particular, OHA leads a coordinated architecture for bio-monitoring among Executive branch Departments that includes biosurveillance, aerosol detection, clinical syndrome detection, mail room observation, and suspicious substance management. In addition, OHA continues to support efforts to procure advanced medical countermeasures made under Project BioShield, a program to develop, acquire, stockpile and make available pharmaceutical countermeasures necessary to mitigate the medical consequences of biological, chemical, radiological and nuclear incidents.

### **Leads DHS Food, Agriculture, and Veterinary Defense**

OHA manages the Department's roles and responsibilities under Homeland Security Presidential Directive 9: Defense of United States Agriculture and Food Supply. OHA leads the Department's veterinary and agro-defense activities covering animal and zoonotic diseases and agricultural security issues related to livestock and food.

### **Coordinates Medical Readiness Activities**

OHA ensures consistency in planning, resource requirements, medical first responder readiness, and consequence management in the face of all hazards. OHA ensures that DHS has a well-informed strategic plan for managing biological threats included in the National Planning Scenarios. OHA also provides medical and health expertise to the Federal interagency planning process. In addition, OHA assists FEMA, DHS Operations, and the National Protection Programs Directorate in the enhancement of incident management capabilities for States, communities and the private sector. OHA works with FEMA to ensure that DHS grant programs aimed at improving medical readiness are informed of any requirements based on plausible threats and target capabilities for community prevention, protection, response and recovery.

### **Integrates the Preparedness and Response Initiatives of Interagency Partners**

OHA ensures that the efforts of all Departments and agencies with responsibility for animal and human health, medical assets, food security, and environmental safety are fully integrated into DHS initiatives to prepare for and respond to catastrophic incidents.

### **Improves Occupational Health and Safety for DHS Workforce**

OHA is working to develop strategy, policy, requirements and metrics for the medical aspects of a Department-wide occupational health and safety program. In addition, OHA works to ensure

that occupational medicine principles are incorporated into traditional occupational safety, health and wellness programs throughout DHS. OHA also provides consultation and medical oversight for the health care provided within all DHS components including Emergency Medical Services (EMS) activities, whether the needs are in the National Capital Region, in the field or overseas.

**FY 2008 Accomplishments:**

- **BioWatch.** OHA's BioWatch program provides capability for early detection and warning against biological attacks in over 30 of our Nation's highest-risk urban areas through placement of a series of biological pathogen collectors. Detection of a biological pathogen at the earliest stages is the key to successful medical prophylaxis and prevention of illness in populations affected by acts of bioterrorism. In FY08, BioWatch maintained Gen-1 and Gen-2 baseline detection capabilities and deployed biodetection support for numerous National Special Security Events and Special Events (NSSE), conducting over five million air samples to date without a false alarm. It also provided subject matter expertise and reach-back to jurisdictions for BioWatch Actionable Results and continued to cultivate vital partnerships with state, local and tribal public health agencies and laboratories. In FY 08, BioWatch fielded three Autonomous Detection Systems (prototype) in New York City to evaluate automated detection technologies.
- **Rapidly Deployable Chemical Detection System.** The Rapidly Deployable Chemical Detection System (RDCDS) provides for the detection of a potential chemical release against our citizens. In FY08, RDCDS validated intelligence information on chemical compounds believed to be of interest to terrorists and then conducted primary field experiments based on findings; enhanced detection capability through procurement and deployment of an additional four chemical ground-based detectors to bring the existing set from 8 to 12; participated in four Special Event Assessment Rating (SEAR) events (Philadelphia's Fourth of July Celebration, the National Governors' Association Meeting in Philadelphia, the 2008 Rose Bowl, and 2008 Super Bowl); and, participated in one NSSE (the 2008 Democratic National Convention).
- **NBIC.** NBIC was established as the place where Departments and agencies come together to monitor and analyze for potential biological threats to the homeland. In FY08, NBIC continued to enhance biosurveillance exchange with subject matter experts and data streams – made possible through completed Memoranda of Understanding (MOUs) with five Federal partners and participating Federal agencies completing the NBIC MOU process. These Federal partners participate in the daily production meetings, contributing their respective agency knowledge to the daily reports that are provided to senior leadership. NBIC also provided a Homeland Security Information Network (HSIN)-based near real-time Biological Common Operating Picture (BCOP) that provides interagency partners an accurate picture of current federal information to support improved decision-making within the biosurveillance community. In addition, NBIC began 24/7 biosurveillance operations and effectively responded to biological events with Member Agencies, including the Salmonella Saintpaul outbreak, suspected Foot and Mouth Disease cases and Drug Resistant Tuberculosis cases.

- Food, Agriculture and Veterinary Defense Division. The Food, Agricultural and Veterinary Defense Division (FAVD) focuses on providing technical support to DHS leadership and components to effectively coordinate across the government for a catastrophic food or agricultural incident under the requirements of Homeland Security Presidential Directive 9: Defense of US Agriculture and Food. In FY08, FAVD accomplished a number of tasks, including developing the content of Strategic Guidance Statements for catastrophic Foreign Animal Disease and Foodborne Illness Scenarios; developing an HSPD-9 “Dashboard” that identifies all interagency efforts to protect the Nation’s food and agriculture sectors; identifying DHS Food, Agricultural and Veterinary program Intelligence Requirements to inform planning and programs; and, supporting response and analysis of food-related contamination events such as the E. coli and the Salmonella Saintpaul outbreaks.
- The Office of Medical Readiness. The Office of Medical Readiness (OMR) leads the Department’s interagency effort on health and medical issues and develops policies and programs to enhance medical preparedness and response aspects of all-hazards planning, exercises, and training. In FY08 OMR accomplished a number of tasks, including developing a Concept of Operations (CONOPS) for the watch desk and the medical officer program; drafting a Strategic Guidance Statement for Aerosol Anthrax in collaboration with the DHS Office of Operations Coordination and the Federal interagency; completing an Emergency Management System (EMS) Assessment tool (DHS and Department of Transportation(DOT) led interagency activity); awarding contracts to begin concept development of the National Biodefense Architecture (NBA); and, implementing a Medical Officer system to provide 24/7 on-call coverage to respond to incidents involving health and medical consequences. OMR continues to lead DHS pandemic influenza preparedness activities, including interagency collaboration on risk-based border screening, vaccine prioritization, and antiviral guidance.
- The Office of Component Services. The Office of Component Services (OCS) is responsible for establishing policy, standards, requirements, and risk-based metrics for the Department’s health and safety programs, and provides support and guidance to the protective and operational medical services within the Department. In FY08 OCS accomplished a number of tasks, including developing a requirements and implementation plan for a comprehensive workers injury and disability management system in conjunction with the Office of the Chief Human Capital Officer (OCHCO); providing scientific and medical guidance and leading the direct interaction with the Centers for Disease Control and Prevention (CDC) in support of FEMA on issues related to formaldehyde and mold in emergency temporary housing; creating an EMS Training Board with input from all the operational components to work collaboratively on training and operational issues and policies; and developing specialty protocols for Tactical Emergency Medical Personnel, that are currently being vetted throughout the Department and with National experts.

**BUDGET REQUEST***Dollars in Thousands*

	FY 2008		FY 2009		FY 2010		FY 2010 +/-	
	Revised Enacted		Enacted		Pres. Budget		FY 2009	
	FTE	\$000	FTE	\$000	FTE	\$000	FTE	\$000
Management and Administration	49	\$24,317	80	\$29,210	84	\$30,411	4	\$1,201
BioWatch	-	77,108	-	111,606	-	94,513	-	(17,093)
National Biosurveillance Integration Center	-	9,875	-	8,000	-	8,000	-	-
Planning and Coordination	-	4,475	-	5,775	-	2,476	-	(3,299)
Rapidly Deployable Chemical Detection System	-	2,600	-	2,600	-	2,600	-	-
<b>Net Discretionary -Excluding Supp</b>	<b>-</b>	<b>118,375</b>	<b>-</b>	<b>157,191</b>	<b>-</b>	<b>138,000</b>	<b>-</b>	<b>(19,191)</b>
Mandatory / Fees	-	-	-	-	-	-	-	-
<b>Subtotal</b>	<b>49</b>	<b>118,375</b>	<b>80</b>	<b>157,191</b>	<b>84</b>	<b>138,000</b>	<b>4</b>	<b>(19,191)</b>
Supplementals	-	-	-	-	-	-	-	-
American Recovery and Reinvestment Act (ARRA)	-	-	-	-	-	-	-	-
<b>Total Budget Authority</b>	<b>49</b>	<b>\$118,375</b>	<b>80</b>	<b>\$157,191</b>	<b>84</b>	<b>\$138,000</b>	<b>4</b>	<b>(\$19,191)</b>
Prior Year Rescissions	-	-[45] <sup>1</sup>	-	-	-	-	-	-

<sup>1</sup>Pursuant to P.L. 110-161, \$.045 million rescission of prior-year unobligated balances.

**Key Strategic Issues:****Coordination and integration of our Nation's biodefense activities**

A comprehensive understanding of how biodefense initiatives are coordinated at various levels of government and the private sector does not exist. The mission of OHA is to establish a robust and interoperable National Biodefense Architecture (NBA) to create a seamless integration of federal, state, local, tribal and private sector capabilities to defend against, respond to, and recover from biological threats. The first step in that process is the development of a national biodefense strategy, working with interagency partners and stakeholders, state, local, tribal and private sector partners.

**Enhancing security of our Nation's food and agriculture supply**

The Department's role in food, agriculture and veterinary defense will require a high level of planning and coordination among components of the Department, as well as other federal, state local and tribal entities involved in working with the Office of Food, Agriculture and Veterinary Defense to protect the nation's food and agriculture supply. Improving import safety is a particular challenge as highlighted by recent events; and implementing the actions in the *Action Plan for Import Safety: A Roadmap for Continued Improvement* is a priority for the Department and its components.

**Improving DHS occupational health and safety**

The Department’s occupational health and safety programs and “best practices” guidelines will account for the unique nature and scope of each Department component function, including protecting our borders, airports, and ports. These programs and guidelines must be robust and fluid to enhance the health, safety and morale of the Department’s workforce dedicated to the mission of protecting the security of the Nation.

**Integrating all-hazards medical readiness for first-responders**

In light of new and emerging natural and man-made biological threats, the Office of Medical Readiness will undertake intensive efforts to integrate all-hazards medical readiness standards and guidelines for the Nation’s first responders. These efforts will require developing a robust system of planning and guidance at the State and local levels. The Office will lead the Department’s efforts to align with Department and Health and Human Services (HHS) emergency preparedness grants for the medical first-responder community to enhance the coordination of state and local response standards and resources.



---

# FEDERAL EMERGENCY MANAGEMENT AGENCY

---

## Description:

The Federal Emergency Management Agency (FEMA) leads the Federal Government's role in preparing for, preventing, mitigating the effects of, responding to, and recovering from domestic disasters and emergencies, whether natural or man-made, including acts of terror.

In addition to its headquarters in Washington, D.C., FEMA has ten regional offices, two area offices, five recovery offices, and various disaster-related sites that carry out the agency's operations throughout the United States and its territories.

The FY 2010 President's Budget request reflects steady progress on the actions required by the Post-Katrina Emergency Management Reform Act of 2006 (P.L. 109-295). The Post-Katrina Act established new leadership positions and brought additional functions into FEMA. The new FEMA structure will bolster the Department's emergency preparedness, response, recovery and mitigation capabilities and facilitate a robust coordinated response to all hazards.

## Responsibilities:

FEMA manages and coordinates the federal response to and recovery from major domestic disasters and emergencies of all types in accordance with the Robert T. Stafford Disaster Relief and Emergency Assistance Act. The agency ensures the effectiveness of emergency response providers at all levels of government in responding to terrorist attacks, major disasters, and other emergencies. Through the Disaster Relief Fund, FEMA provides individual and public assistance to help families and communities impacted by declared disasters rebuild and recover. FEMA is also the principal component for preparing state and local governments to prevent or respond to threats or incidents of terrorism and other catastrophic events, through their State and Local programs. FEMA also administers hazard mitigation programs to prevent or to reduce the risk to life and property from floods and other hazards.

## At a Glance

*Senior Leadership:*  
Nancy Ward, Acting Administrator

*Established:* 1979

*Major Divisions:* National Preparedness, Grant Programs, Disaster Operations, Disaster Assistance, Mitigation, Logistics Management, National Continuity Programs, United States Fire Administration, 10 Operational Regions

<b>Budget Request:</b>	<b>\$10,479,287,000</b>
<i>Gross Discretionary:</i>	\$7,394,552,000
<i>Mandatory, Fees &amp; Trust Fund:</i>	\$3,085,000,000

<i>Employees (FTE):</i>	6,727
<i>Disaster Relief Fund</i>	2,738
<i>Other Appropriations</i>	3,589



*Department of Transportation supervisor shake hands and greet during a damage survey to State Route 112 along the Straight of Juan De Fuca after severe flooding from recent storms damaged the highway.*

### **Service to the Public:**

FEMA is at the forefront of public service in times of need. FEMA stands ready to provide rapid assistance and resources in emergency situations when state and local responders are overwhelmed or unavailable. At a disaster location, FEMA leads the recovery effort by providing expertise and coordinating resources from across the country. In addition, in Presidentially-declared disasters or emergencies, FEMA provides financial assistance to state and local governments as well as to citizens directly to support immediate emergency needs such as shelter for disaster victims and post-disaster support for recovery and rebuilding efforts. FEMA ensures that federal agencies are fully prepared and that a national plan exists to coordinate a single, comprehensive disaster response



*FEMA Individual Assistance Employee gives some emotional support to a victim of Hurricane Ike at the Disaster Recovery Center on the Ellington military base.*

### **FY 2008 Accomplishments:**

The investments made in FEMA in recent years have significantly improved the Agency's ability to fulfill its mission. During FY 2008, the improved operational and response capability of the Agency was clearly revealed. FEMA effectively and aggressively responded to the fourth busiest hurricane season since 1944 and responded to record flooding in the Midwest affecting a six-state area. In total, FEMA successfully responded to 90 declared disasters and provided critical assistance to 36 states during FY 2008. The Agency's rapid and effective response to the wide range of disaster requirements in FY 2008 demonstrates the value of the increased investments in the Agency's response capability.

- **Improved Capability and Performance:** In January 2008, FEMA released the National Response Framework (NRF), which provides a clear picture of the resources and assets available through the federal government and clarifies the agencies and programs that are brought to bear in disaster response and their role in support of state and local officials. In June, FEMA completed a Mass Evacuation Incident Annex to the NRF.

Through the Gap Analysis Program, FEMA is working with the states to identify the gap between state resources and needs focusing on all hazards for all states. Based on the National Planning Scenarios, catastrophic planning initiatives are being implemented in Louisiana, the New Madrid Seismic Zone, Florida, and California. For Hurricane Gustav, FEMA worked with DOD, HHS, and Louisiana to evacuate more than 2 million people in 48 hours to multiple receiving states using multi-modal evacuation sources, including air, train, and bus.

- **Enhanced Operational Response Capability:** FEMA manages multiple disaster teams and assets that can be rapidly deployed to support state and local response operations, including Urban Search and Rescue (US&R), Mobile Emergency Response Support

(MERS), Emergency Response Teams (ERT), and Incident Management Assistance Teams (IMAT).

- In the response to Hurricane Gustav, nine US&R task forces were deployed to support Texas and Louisiana, and eight Task Forces were deployed to support Georgia, Florida, Alabama, and Mississippi. For Hurricane Ike, nine Task Forces were deployed to Texas and six to Louisiana. The US&R Task Forces supported the states in critical search and rescue operations.
- Two national and four regional IMATs are operational and were instrumental in providing on-scene situational awareness during the 2008 hurricane responses. Critical on-scene command, control, and communications support was provided by IMATs for Texas and Louisiana local government officials.

Upgrades to FEMA's national and regional operations centers have also increased its operational capability by providing seamless connectivity with other federal departments and agencies and state governments. FEMA can now rapidly deploy telecommunications assets during disaster response to support communications operability and interoperability.

- **Logistics Commodity Support and Transportation/Evacuation Services:** The Logistics Management Directorate (LMD) is the Single Integrator for Strategic Logistics Support and coordinates all domestic emergency logistics planning, management, and sustainment capabilities. FEMA implemented 75 pre-positioned contracts in response to the need for advanced planning and preparation. For Gustav, FEMA activated its ground and air ambulance evacuation services contract and its rail evacuation services contract.

FEMA also established three National Logistics Staging Areas (NLSA) in Texas to support commodity distribution after Hurricanes Gustav/Ike. Cumulative deliveries from FEMA to the state, shelters, etc. included over 16 million liters of water, 5.4 million bags of ice, 17 million meals, and 118,888 tarps.

FEMA prepositioning of supplies in three locations in Louisiana greatly supported the response to the 2008 hurricane season. In response to Hurricanes Gustav and Ike, FEMA quickly delivered more than 10.5 million meals, 10 million liters of water, 6.8 million pounds of ice, and 537,042 tarps to the state.

- **Integrated Public Alert Warning System (IPAWS):** The mission of the IPAWS program is to implement the public alert and warning requirements of Executive Order 13407. IPAWS seeks to integrate multiple components, providing a wider spectrum of alert dissemination media, thereby strengthening a capability that can contribute to saving more lives and property in the event of a disaster. In 2008, the IPAWS program accomplished several successful key initiatives, including
  - Demonstrated the integration of new alert and warning technologies into state emergency operations centers in Alabama, Louisiana and Mississippi;

- Testing the Digital Emergency Alert System (DEAS) and awarding the contract to maintain DEAS national implementation through FY 2011;
- Conducted operational testing of the IPAWS Mobile Emergency Alert System (EAS), which further positioned IPAWS to provide emergency communications restoration in the event of a communications disruption
- Reached an agreement with the U.S. Army Corps of Engineers to facilitate the award of contracts for the construction of up to 23 additional Primary Entry Point (PEP) stations over the next three years, three of which (located in Alabama, Mississippi, and Florida) have already been equipped.
- **Assisting Disaster Victims:** During FY 2008, FEMA obligated more than \$1.4 billion in public assistance, and initiated over 40,000 projects to assist state and local governments in their disaster recovery efforts. In addition, FEMA provided more than \$913 million to help repair or replace damaged or destroyed property, and handled more than 1.5 million applications for individual assistance. As the Agency works to provide timely assistance to families and communities in serious need of assistance, it also has strengthened management controls to improve stewardship of taxpayer funds. Using an identity proofing and occupancy verification process that checks an applicant's name, social security number, and address against commercially available data, FEMA can ensure that certain types of non-traditional assistance such as Expedited Assistance reach only those who are eligible.



*FEMA individual assistance specialists assist this Snohomish County, Washington family with the registration process at the Evergreen State Fairgrounds disaster recovery center (DRC) to provide face to face assistance to people suffering damages from the Severe Winter Storm, Landslides, Mudslides and flooding.*

- **Mitigation and Flood Programs:** In FY 2008, \$114 million was available to communities nationwide through the Pre-Disaster Mitigation (PDM) grant program, which provides funding to state, tribal, U.S. territory, and local governments for implementing cost-effective hazard mitigation planning and projects before disasters occur. FEMA received 485 grant applications totaling \$319 million, which were subsequently reviewed by a National Evaluation Panel.

Under the Flood Map Modernization program, FEMA developed modernized maps for over 70% of the Nation's population and refreshed 30% of the flood hazard data to meet current conditions.

Under the National Flood Insurance Program, FEMA averted an estimated \$1.4 billion in annual flood disaster losses, increased flood insurance policies by 1.39%, reduced subsidies to pre-Flood Insurance Rate Map (FIRM) properties to 22.7%, and implemented new financial audit management controls for the 85 Write-Your-Own insurance companies that sell and service NFIP policies.

- **Disaster Staffing:** FEMA created the Disaster Reserve Workforce Division in 2008 to manage the development, deployment, and support of a Disaster Reserve Workforce ready for the national, all-hazards response needs of the agency. Current initiatives of the office include assisting in the standardization, credentialing, and development of uniform guidelines and policy to govern the disaster workforce.
- **Preparedness Programs:** In response to the Post-Katrina Emergency Management reform Act (PKEMRA) of 2006, FEMA assumed responsibility for the Nation's emergency preparedness, and established the National Preparedness Directorate and the Grant Programs Directorate to manage and execute preparedness grants.

In FY 2008, the Grant Programs Directorate awarded over \$3 billion dollars in homeland security grants including approximately \$850 million in grant funding to protect the nation's ports, rail and mass transit systems, trucking industry, intercity bus systems, and other critical infrastructure from acts of terrorism. Grant awards were based on a national homeland security planning process that aligns resources with the national priorities and target capabilities established by the National Preparedness Guidelines. As part of this process, FEMA:

- Instituted a more transparent process that involves more interaction and engagement with external partners and stakeholders.
- Enhanced communication by placing a strong emphasis on increased interaction and dialogue with state and local entities applying for funds both before and during the application process. This ensures that the projects submitted offer the best potential for reducing risk.
- Brought together more than 100 state and local homeland security experts to evaluate State and Urban Area applications.
- Ensured ongoing dialogue with our partners to serve as the starting point for the 2009 grant process. FEMA began soliciting feedback from stakeholders on grant program guidance in summer of 2008.
- Provided for aggressive outreach through offering Technical Assistance in both program management and investment planning to all states and territories prior to applying for the Homeland Security grant program.

FEMA also began the Cost-to-Capability (C2C) Grant Assessment process with the goal of providing detailed analysis of selected Target Capabilities List (TCL) across all grant programs to determine their effectiveness.

In the area of Interoperable Communications, FEMA:

- Required states to develop and adopt a Statewide Interoperable Communications Plan (SICP). The Public Safety Interoperable Communication (PSIC) Grant Program utilized the SICP in developing grant program plans and focus areas.
- PSIC completed its peer review of Investment Justifications in February 2008 and began releasing funding for approved investments in March 2008. Out of \$968

million awarded, over \$902 million has been obligated. For investments that are not approved, robust technical assistance was provided to the States to assist with investment justification revisions with a goal of releasing all remaining funds by the end of calendar year 2009.

In FY 2008, FEMA awarded:

- 56 State Formula grant awards, totaling \$861,280,000.
- 60 UASI grant awards, totaling \$781,630,000.
- 20 UASI Non-Profit grant awards, totaling \$15,000,000.
- 150 Port Security grant awards, totaling \$388,600,000.
- 38 Public Transportation Security grants awards including six Freight Rail Security Grants and the Intercity Passenger Rail Security grant to Amtrak, totaling \$388,600,000.
- 49 Over-the-Road Bus Security grant awards, totaling \$11,172,000.
- 45 Buffer Zone Protection grant awards, totaling \$48,575,000.
- 1 Trucking Industry Security grant award, totaling \$15,544,000.
- 12 Stonegarden grant awards, totaling \$60,000,000.

Through the Assistance to Firefighter Grants (AFG) program FEMA received approximately 23,000 applications and issued approximately 5,500 grant awards to fire department throughout the U.S. Of these, 20,739 were applications for AFG including 1,276 (6.2%) from urban jurisdictions, 3,436 (16.6%) from suburban jurisdictions, and 16,027 (77.2%) from rural jurisdictions. Grant awards began in early July 2008 and continued throughout the 2008 calendar. These grants to fire departments and EMS organizations enhanced their capabilities to respond to emergencies and to protect the health and safety of the public and emergency response personnel.

- **United States Fire Administration (USFA):** During FY 2008, USFA delivered more than 4,000 training programs to 121,775 fire and emergency response personnel through its diverse delivery system and network of national training partners. In addition, USFA completed the migration of existing web-based content for National Fire Academy (NFA) Online, the new web-based learning management system for distance learning training. USFA also began development of a new preparedness curriculum (6-day courses and designated 2-week resident courses) and began BETA testing the NFA's new web-based long-term evaluation system.



*Wild land ground crews from West Metro fire district use hoses to work on taking control of the Green Mountain Colorado fire*

**Budget Request***Dollars in Thousands*

	FY 2008 Revised Enacted		FY 2009 Enacted		FY 2010 Pres. Budget		FY 2010 +/- FY 2009	
	FTE	\$000	FTE	\$000	FTE	\$000	FTE	\$000
Operations, Management, and Administration	2,464	\$717,000 <sup>1</sup>	2,296	\$837,437	2,697	\$852,200	(637)	\$14,763
State and Local Programs <sup>2</sup>	269	3,067,800	269	3,155,700	587	3,867,000	303	711,300
Emergency Management Performance Grants <sup>2</sup>	-	300,000	15	315,000	-	-	(15)	(315,000)
Assistance to Firefighter Grants <sup>2</sup>	54	750,000	54	775,000	-	-	(54)	(775,000)
United States Fire Administration (USFA)	115	43,300	115	44,979	115	45,588	-	609
Collections - Radiological Emergency Preparedness Program (REPP)	170	(997)	170	(505)	170	(265)	-	240
Disaster Relief Fund	3,243	1,324,000 <sup>3</sup>	2,738	1,400,000 <sup>4</sup>	2,738	2,000,000	-	600,000
Disaster Assistance Direct Loan Program	3	875	-	295	-	295	-	-
National Flood Mitigation Fund		[34,000]	-	-	-	-	-	-
Flood Map Modernization Fund	43	220,000	43	220,000	43	220,000	-	-
Pre-Disaster Mitigation Fund	15	114,000	15	90,000	15	150,000	-	60,000
Emergency Food and Shelter	-	153,000	-	200,000	-	100,000	-	(100,000)
<b>Net Discretionary -Excluding Supp</b>	<b>6,376</b>	<b>\$6,688,978</b>	<b>5,715</b>	<b>\$7,037,906</b>	<b>6,365</b>	<b>7,234,818</b>	<b>(403)</b>	<b>196,912</b>
National Flood Insurance Fund – Discretionary	300	111,000	330	156,599	330	159,469	-	2,870
National Flood Insurance Fund-Mandatory	7	2,833,000	22	3,037,000	22	3,085,000	-	48,000
<b>Subtotal</b>	<b>6,683</b>	<b>9,632,978</b>	<b>6,067</b>	<b>10,231,505</b>	<b>6,718</b>	<b>10,479,287</b>	<b>(395)</b>	<b>247,782</b>
Supplementals	-	11,999,000 <sup>5</sup>	-	-	-	-	-	-
American Recovery and Reinvestment Act (ARRA) S&L, AFG, EFS Grants	-	-	-	610,000	-	-	-	(610,000)
<b>Total Budget Authority<sup>6</sup></b>	<b>6,683</b>	<b>\$21,631,978</b>	<b>7,122</b>	<b>\$10,841,505</b>	<b>6,727</b>	<b>\$10,479,287</b>	<b>(395)</b>	<b>362,218</b>
Less Prior Year Rescissions	-	-\$[37,177] <sup>7</sup>	-	-\$[9,000] <sup>8</sup>	-	-	-	-

<sup>1</sup>FY 2008 funding includes \$60 million transfer from the DRF to OMA per P.L. 110-161<sup>2</sup>State and Local Programs in FY 2010 also includes Emergency Management Performance Grants and Assistance to Firefighter Grants<sup>3</sup>FY 2008 funding includes transfer of \$60M from DRF to OMA and \$16M transfer to DHS OIG for disaster related audits pursuant to P.L. 110-161.<sup>4</sup>Does not reflect \$16M transfer to DHS OIG for disaster related audits authorized by P.L. 110-329.<sup>5</sup>Pursuant to P.L. 110-116, supplemental funding of \$2.9 billion was provided for the Disaster Relief Fund. Pursuant to P.L. 110-161, supplemental funding of \$130 million was provided for State and Local Programs. Pursuant to P.L. 110-329, supplemental funding of \$20

million was provided for State and Local Programs; \$7.9 billion is provided for the Disaster Relief Fund and \$100M is provided for payments to the American Red Cross. Pursuant to P.L. 110-252, supplemental funding of \$897M was provided for the Disaster Relief Fund

<sup>6</sup>Total does not include funding pursuant to American Recovery and Reinvestment Act, P.L. 111-5; \$300 million S&L, \$210 million AFG and \$100 M EFS.

<sup>7</sup>Pursuant to P.L. 110-116: \$2.919 million from FY 2007 unobligated balances, \$14.258 million from unobligated "start up" funds balances transferred to the Department of Homeland Security and \$20 million from DRF are rescinded.

<sup>8</sup>Pursuant to P.L. 110-329 Cerro Grade Rescission of prior-year unobligated balances.

**FY 2010 Initiatives:**

- **Disaster Relief Fund (DRF).....\$600.0M (0 FTE)**  
FEMA requests an increase of \$600 million for the DRF. The DRF funds the Federal response to Presidentially declared major disasters and emergencies, enables FEMA to coordinate the Federal response and reimburse agencies for their efforts through mission assignments, and otherwise enables the Federal government to respond to, recover from, and mitigate the results of specific disasters and emergencies. The following grants are awarded from the DRF to mitigate or recover from the damage of a disaster: Individual Assistance; Public Assistance; and Hazard Mitigation. This initiative will allow replenishment of the DRF to funding levels consistent with historical average for non-catastrophic disaster activity.
  
- **Staffing for Adequate Fire and Emergency Response (SAFER) Grants  
.....\$210.0M (0 FTE)**  
FEMA requests total funding of \$420 million, which would double the funding devoted to SAFER grants. These grants help fire departments increase the number of frontline firefighters. The goal is for fire departments to increase their staffing and deployment capabilities and ultimately attain 24-hour staffing, thus assuring that these communities have adequate protection from fire and fire-related hazards.
  
- **Pre-Disaster Mitigation (PDM) Grants: .....\$60.0M (0 FTE)**  
FEMA request an additional \$60 million for the PDM grant program. This program provides technical and financial assistance to state and local governments to help implement pre-disaster hazard mitigation measures designed to reduce injuries, loss of life, damage and destruction of property. Operating independently of DRF (which provides *post*-disaster mitigation funding), the PDM program offers an annual funding source for qualified mitigation activities that are not dependent upon a declaration of disaster activity by the President. The additional funding will implement a base-plus-risk allocation program that will assist states, territories and tribes establish and maintain a portfolio of pre-qualified mitigation proposals that are consistent with State and local mitigation plans and priorities, deemed as technically-feasible to reduce losses to the identified hazard(s), and cost-effective.



- **Data Center Migration.....\$7.9 M (0 FTE)**  
FEMA requests an additional \$7.9 million for its share of the FY 2010 data center development funding, which will be used for the continuation of system and application migration to the two DHS Enterprise Data Centers for central DHS management in FY 2010. This effort includes discovery, migration planning, and scheduling activities specifically related to systems/applications that will transition to the DHS Data Centers in FY 2010. It also funds the purchase of new equipment for placement in the DHS Data Centers as part of migration/transition efforts, as well as the transition of disaster recovery/backup/COOP (Continuity of Operations) capability to DHS Data Centers.
- **Environmental Planning and Historic Preservation (EHP).....\$2.3 M (6 FTE)**  
FEMA requests an additional \$2.3 million for increased staffing dedicated to EHP. EHP ensures that FEMA’s activities and programs related to disaster response and recovery, hazard mitigation, and emergency preparedness comply with federal environmental and historic preservations laws and executive orders. EHP provides environmental and historic preservation technical assistance to FEMA staff, local, state and federal partners, and grantees and sub-grantees. To continue to meet the program goals for Disaster Assistance, Mitigation, and Preparedness grants, the EHP Office must increase their capability, particularly at the regional level for proactive outreach and planning, disaster readiness, and project review.
- **Gap Analysis Program.....\$3.0 M (6 FTE)**  
FEMA requests an additional \$3.0 million for the Gap Analysis Program to supplement programs that look at the strengths and weaknesses of each state's emergency plans and evacuation plans and expand beyond earlier focus on hurricane-prone regions and rural and suburban areas.
- **Underground Storage Tanks: ..... \$10.0M (0 FTE)**  
FEMA requests an additional \$10 million for repair, replacement, restoration and remediation of underground storage tanks. FEMA has an inventory of over 1,000 underground storage tanks, above-ground storage tanks, and rolling stock primarily for the storage of petroleum and petroleum based products to ensure operations during a disaster. Many of these tanks have not been properly maintained and are out of regulatory compliance. FY 2009, FEMA is systematically reviewing its entire inventory of storage tanks to determine the extent of the environmental problem, and will remediate the environmental issues as any problems are identified.



---

## U.S. CITIZENSHIP AND IMMIGRATION SERVICES

---

### Description:

United States Citizenship and Immigration Services (USCIS) is the largest immigration service in the world. USCIS processes millions of immigration benefit applications every year through a network of 230 domestic and foreign offices. During FY 2008, USCIS initiated an ambitious facilities revitalization program; established a new USCIS Academy with a comprehensive suite of training and workforce development programs for employees; continued its transformation program to move from a paper-based system to an electronic platform with an online account system; and deployed more staff to the field to detect fraud and coordinate with law enforcement and intelligence entities. From unveiling a new 100-question naturalization test, to enhancing E-Verify, the nation's first employment eligibility verification system, there have been significant improvements to USCIS products and services.

### At a Glance

*Senior Leadership:*  
*Michael Aytes, Acting Deputy Director*

*Established: 2003*

*Major Divisions: Headquarters Operations; Domestic Operations; National Security and Records Verification; Refugee, Asylum, and International Operations*

**Budget Request:** \$2,867,232,000

*Gross Discretionary:* \$364,000,000

*Mandatory, Fees & Trust Fund:* \$2,503,232,000

*Employees (FTE):* 10,700

### Responsibilities:

USCIS ensures that citizenship and immigration information and decisions on immigration benefits are provided to customers in a timely, accurate, consistent, courteous, and professional manner. Over fifty different types of immigration benefits are processed through USCIS. Every case is unique and requires specialized attention from experienced USCIS immigration officers. USCIS is also responsible for strengthening the effectiveness of national security efforts; enhancing the integrity of our country's legal immigration system by deterring, detecting, and pursuing immigration related fraud; supporting integration of immigrants into the U.S.; and combating unauthorized employment in the workplace. In addition, USCIS provides protection to refugees, both inside and outside of the United States, in accordance with U.S. laws and international obligations.



*Immigration Officer at the Washington District Office, Fairfax, VA*

**Service to the Public:**

USCIS will secure America’s promise as a nation of immigrants by providing accurate and useful information to our customers, granting immigration and citizenship benefits, promoting an awareness and understanding of citizenship, and ensuring the integrity of the immigration system. USCIS ensures that immigration benefits are granted only to eligible applicants and petitioners. USCIS also promotes educational resources and opportunities to support immigrants’ integration and participation in American civic culture. USCIS anti-fraud efforts make it easier for employers to comply with labor and immigration law and harder for those seeking to exploit our systems. Through conducting security checks on persons seeking immigration benefits, USCIS has facilitated the apprehension of criminals and wanted felons across the country, as well as the discovery of several dangerous fugitives.



*July 2008 Naturalization Ceremony – South Mountain Community College, Phoenix, AZ*

**FY 2008 Accomplishments:**

- USCIS completed over 1.1 million naturalization applications, an increase of more than 422,000 over those processed in FY 2007.
- In FY 2008, USCIS officers traveled to military bases around the world and naturalized over 1,500 military service members and their qualified family members. As part of this effort, USCIS coordinated with the Department of Defense and accomplished the largest overseas military naturalization ceremonies since the implementation of the National Defense Authorization Act of 2004, naturalizing 252 military service members in Balad, Iraq, on November 11, 2007; and 259 military service members in Baghdad, Iraq on April 12, 2008.
- Processing time for naturalization applications was reduced to 9-10 months, down from the 16-18 months projected after the surge of applications in late FY 2007. Processing times are on track to be further reduced to five months by the end of FY 2009.
- Participation in the E-Verify Program grew from 24,463 participants at the end of FY 2007 to 88,116 at the end of FY 2008, with an average of 1,000 employers signing up each week. In addition, the number of queries processed through the E-Verify program doubled from 3.27 million at the end of FY 2007 to 6.6 million at the end of FY 2008.
- The 2008 evaluation of E-Verify found that approximately 96.1 percent of all cases queried through E-Verify were automatically verified as work authorized. The 96.1 percent figure represents a significant improvement over the figures from earlier evaluations, which found that the automatic verification rate improved from 79 percent (in 2002) to 92 percent (in 2007).
- USCIS worked jointly with the Federal Bureau of Investigation to eliminate name checks pending more than two years. There were 350,000 total cases pending in November 2007, which declined to less than 5,300 at the beginning of February 2009. Of the 5,300 that were pending, none were pending for more than five months.
- The Transformation Program Office made progress toward improving and automating USCIS business processes. This office:
  - Awarded a Solutions Architect contract to IBM who will develop, and in coordination with OIT, implement USCIS' Business Transformation.
  - Operationalized the Records Digitization Facility (RDF) and Enterprise Document Management System (EDMS) capabilities. USCIS is now able to scan, store, and view immigration paper files and related documents making electronic information available to USCIS and other partners.
    - EDMS successfully digitized and captured nearly 500,000 files.
    - With version 2.1 and 3.0 deployed in 2008, the user base increased to 12,000 bringing total capacity to 15,000, and the system now has the capability to watermark documents printed from the system along with enhanced search and editing capabilities.

- Release 4.0 is scheduled for deployment in August 2009 and will deliver lockbox receipt functionality and provide multi-domain authentication.
- The Refugee Affairs Division deployed officers to 71 countries to interview more than 100,000 refugee applicants from 59 nations. These efforts supported the admission of more than 60,000 refugees from around the world, a 25 percent increase in refugee admissions compared to FY 2007, and the highest level of admissions since FY 2001. More than 13,800 Iraqi refugees were admitted during FY 2008, exceeding the target of 12,000 admissions and establishing a robust pipeline of approved Iraqi refugee applicants for admission in FY 2009.
- To address the surge in applications experienced during the summer of 2007, USCIS hired over two thousand new employees, 1,600 of which were adjudications officers who directly contributed to reducing the agency's pending caseload.

### BUDGET REQUEST

*Dollars in Thousands*

	FY 2008 Revised Enacted <sup>1</sup>		FY 2009 Enacted <sup>2</sup>		FY 2010 Pres. Budget		FY 2010 +/- FY 2009	
	FTE	\$000	FTE	\$000	FTE	\$000	FTE	\$000
Salaries and Expenses	260	\$973	235	\$151,740	1,043	\$364,000	808	\$212,260
<b>Net Discretionary -Excluding Supp</b>	<b>260</b>	<b>973</b>	<b>235</b>	<b>151,740</b>	<b>1,043</b>	<b>364,000</b>	<b>808</b>	<b>212,260</b>
Immigration Examinations Fee Account	10,268	2,777,039	9,947	2,495,186	9,471	2,451,884	(476)	(43,302)
H-1B Nonimmigrant Petitioner Account	-	13,000	-	13,000	-	13,000	-	-
Fraud Prevention and Detection Account	186	31,000	180	31,000	186	38,348	6	7,348
<b>Subtotal</b>	<b>10,714</b>	<b>2,822,012</b>	<b>10,362</b>	<b>2,690,926</b>	<b>10,700</b>	<b>2,867,232</b>	<b>338</b>	<b>176,306</b>
Supplementals <sup>3</sup>	-	80,000	-	-	-	-	-	-
American Recovery and Reinvestment Act	-	-	-	-	-	-	-	-
<b>Total Budget Authority</b>	<b>10,714</b>	<b>\$2,902,012</b>	<b>10,362</b>	<b>\$2,690,926</b>	<b>10,700</b>	<b>\$2,867,232</b>	<b>338</b>	<b>\$176,306</b>
Prior Year Rescissions	-	-\$672 <sup>4</sup>	-	-	-	-	-	-

<sup>1</sup> FY 2008 reflects revised enacted spending authority for fee accounts, which includes \$282M in additional spending authority that was approved for the Immigration Examinations Fee Account (IEFA). Spending authority for the fee accounts does not depict actual collections. FY 2008 revised enacted FTE levels exclude surge staff.

<sup>2</sup> FY 2009 Fee Accounts subtotal does not reflect the reprogramming to increase spending authority, which requests \$170M in carryover from IEFA; \$12.5M in carryover from the Fraud Prevention and Detection Account; and, \$2M in carryover from the H1-B Non-Immigration Petitioner Account.

<sup>3</sup> FY 2008 Emergency Supplemental funds provided \$60M for E-Verify and \$20M for the FBI background check backlog.

<sup>4</sup> Pursuant to P.L. 110-161, \$.672 million rescission of prior-year unobligated balances.

**FY 2010 Initiatives:**

- **E-Verify.....\$10.0M (40 FTE)**  
Requested funding will provide 80 positions, 40 FTE and \$10 million in new funding to support continued improvements to E-Verify and further development of monitoring and compliance capabilities. The additional staffing increases monitoring and compliance positions by 80 percent, provides additional support for status verification operations, enhances customer relations and learning management outreach, and strengthens mission support. The new funding will also be used to implement several technology-related initiatives.

The growth of the E-Verify program, due in large part to state laws requiring E-Verify use, will increase the need for monitoring and compliance activities to protect employees from discriminatory practices, safeguard privacy information, and enhance program efficacy.

- **Immigrant Integration.....\$10.0M (2 FTE)**  
Resources are requested for 3 positions, 2 FTE and \$10 million to fund activities associated with improving the integration of immigrants into the United States. The proposed initiatives will build on promising efforts at the state and local level, including:
  - Providing grants to community-based organizations for citizenship preparation;
  - Expanding English language learning aids;
  - Supporting a training framework for local literacy organizations to prepare volunteers to teach English and citizenship to immigrants; and,
  - Promoting citizenship through targeted integration messages.

Key to the success of this program is establishing partnerships with state and local U.S. businesses, non-profits, faith-based organizations, and academia as all have important roles to play in improving integration. USCIS will also work with other federal agencies to coordinate efforts aimed at integration.

- **Fee Structure Reform.....\$206.0M (744 FTE)**  
In FY 2009, the costs of Military Naturalizations, Refugee and Asylum Operations and an associated share of indirect costs are being funded within the Immigration Examinations Fee Account (IEFA), the account which finances the majority of USCIS fee-based activities. However, persons receiving services and benefits through these programs are exempt by law from paying fees. As a result, costs for the activities are added to the fees of non-related applications as a surcharge. The asylum-refugee surcharge on each application and petition was estimated in 2007 to be \$40. While USCIS has the authority to charge other applicants the cost of providing benefits which are exempt from fees, this cost unduly burdens such applicants and doesn't represent the true cost of processing their application.
  - **Military Naturalizations.....\$5.0M (0 FTE)**  
USCIS is requesting \$5 million to support the cost of military naturalizations. USCIS currently charges a fee of \$595 to fully adjudicate a naturalization application, which is based on allocated costs to naturalization adjudication under the activity-based cost model ("ABC model"). The ABC model, which divides

costs among activities and helps USCIS develop its fee structure, estimates direct budgetary costs for each activity, and an appropriate share of administration and agency overhead allocated to all activities. USCIS estimates that they could receive as many as 9,500 military naturalizations in FY 2010.

- Refugee and Asylum Operations.....\$201.0M (744 FTE)  
USCIS is requesting 744 positions, 744 FTE and \$201 million to cover the current service cost of asylum and refugee activities and an associated share of indirect costs. The largest portion of staff includes both a Refugee Corps responsible for adjudicating refugee claims overseas to determine eligibility for U.S. resettlement, and an Asylum Officer Corps which determines eligibility for asylum and conducts protection screenings for certain individuals either in, or subject to, removal proceedings. The request includes funding to support refugee interviews to meet the Administration’s expected refugee admission level of 80,000 for FY 2010.
  
- **Data Center Development.....\$11.0M (0 FTE)**  
Data center development funding will be used for the continuation of system and application migration to the two DHS Enterprise Data Centers for central DHS management in FY 2010. Benefits derived from consolidation are enhanced DHS IT security posture, improved information sharing with stakeholders, and increased operational efficiencies over time. Funding for this program is being requested by each DHS agency instead of a combined request by the Department.



---

## FEDERAL LAW ENFORCEMENT TRAINING CENTER

---

### **Description:**

The Federal Law Enforcement Training Center (FLETC) serves a leadership role as the federal government's principal provider of world-class, interagency training of federal law enforcement personnel. FLETC's collaborative approach with its client groups uses research, training, and education in a shared mission of protecting our democratic institutions, ensuring public safety, and preserving law and order.

FLETC's services to its three major client groups underscore its homeland security support mission in promoting intergovernmental cooperation in law enforcement preparedness. FLETC: 1) serves over 80 federal agencies having enforcement responsibilities; 2) provides training and technical assistance to state and local law enforcement entities; and 3) plans, develops, and presents formal training courses and practical exercise applications related to international law enforcement training, in the interest of combating global crime and protecting U.S. interests abroad.

### **Responsibilities:**

FLETC's operation is based on the long held premise that taxpayers are far better served through a consolidated approach to law enforcement training. A consolidated approach provides the opportunity to deliver higher quality training through state-of-the-art facilities, a permanent core faculty of training instructors, consistency of training content and quality, and delivery of the most contemporary of law enforcement philosophies. The commingling of students from different agencies and levels of government promotes networking and fosters the inter-agency cooperation that is critical to the success of Federal law enforcement professionals.

FLETC offers numerous basic law enforcement training programs of varying lengths consistent with the duties and responsibilities of the personnel to be trained. A large number of the Center's partner organizations have transferred portions or all of their law enforcement training operations to one of FLETC's residential sites. These training offices and academies coordinate the training activities of their personnel and conduct advanced and agency-specific training programs.

The Center also conducts and supports numerous advanced and specialized training programs for its partner organizations. FLETC also allows non-partner organizations to attend basic and advanced programs if space is available and not needed by a partner organization. By doing so,

### **At a Glance**

*Senior Leadership:*  
*Connie L. Patrick, Director*

*Established: 1970*

*Major Divisions: Basic Training; Advanced Training; Agency-Specific Training; State and Local Training; International Training*

***Budget Request:***                    ***\$288,812,000***

*Employees (FTE):*                    *1,103*

FLETC ensures greater economies of operations for consolidated training. FLETC offers selected specialized training programs for state, local and international law enforcement personnel. These programs are designed to meet critical training needs that are not generally available, either locally or regionally, and to enhance networking and cooperation domestically and globally.

FLETC currently operates four training sites throughout the U.S. for multiple agency use. The FLETC headquarters and training site, Glynco, GA, has classrooms, dining and residence halls, and state-of-the-art facilities for firearms, physical techniques, driver, marine, and computer based training activities. Two field locations that provide both basic and advanced training are located in Artesia, NM, and Charleston, SC. The fourth training site, Cheltenham, MD, provides in-service and re-qualification training for officers and agents in the Washington, DC area. In cooperation with the Department of State (DOS), FLETC operates two International Law Enforcement Academies (ILEA) in Gaborone, Botswana, and San Salvador, El Salvador, offering training in law enforcement techniques and procedures. Additionally, FLETC provides training and technical assistance at locations worldwide in collaboration with and support of the US Embassies located within country.



### **Service to the Public:**

We train those who protect our homeland.

### **2008 Accomplishments:**

- Effectively trained 61,833 law enforcement agents in FY 2008. This represents an overall increase of 2.3% or 1,375 agents above FY 2007 levels.
- Completed construction of the Situational Training Complex (STC) portion of the Practical Application/Counterterrorism Operations Training Facility (PA/CTOTF). The STC is an eighty-eight thousand square foot building designed for practical applications/scenario based law enforcement training.
- FLETC achieved Federal Law Enforcement Training Accreditation (FLETA) program accreditation for the following FLETC programs: the Uniformed Police Training Program (UPTP), the Land Management Police Training Program (LMPT), and the Firearms Instructor Training Program (FITP).

- In support of the Secure Border Initiative (SBI), FLETC Office of Artesia Operations (OAO) implemented a revised basic training program for Border Patrol agents, reducing the length of the program from 91 days to 55 days. The revised program allows newly trained Spanish speaking agents to reach the field faster. Non-Spanish speaking agents attend a 40 day Tasked Based Language Training Program follow-on. This program has received excellent reviews from the Border Patrol Sector Chiefs, who reported that their trainees arrived at their duty stations with a higher level of proficiency.
- Auditor's Award in the Superior Mission Achievement category from the DHS Chief Financial Officer for FLETC's dedication, expertise, and outstanding technical competence displayed in achieving a clean, unqualified audit opinion on FLETC's first full scope financial statement audit in FY 2007 and the Management Award in the DHS CFO Award for Exemplary Performance category for the oversight, guidance, and direction in establishing FLETC as a financial service provider to the Office of Intelligence Analysis and Office of Operations Coordination and providing audit support for two years with no material weaknesses.

### BUDGET REQUEST

*Dollars in Thousands*

	FY 2008 Revised Enacted		FY 2009 Enacted		FY 2010 Pres. Budget		FY 2010 +/- FY 2009	
	FTE	\$000	FTE	\$000	FTE	\$000	FTE	\$000
Salaries and Expenses	1,056	\$221,712	1,146	\$246,530	1,103	\$245,356	(43)	(\$1,174)
Acquisition, Construction, Improvements & Related Expenses	-	\$51,590	-	\$86,456	-	\$43,456	-	(\$43,000)
<b>Net Discretionary -Excluding Supp</b>	<b>1,056</b>	<b>\$273,302</b>	<b>1,146</b>	<b>\$332,986</b>	<b>1,103</b>	<b>\$288,812</b>	<b>(43)</b>	<b>(\$44,174)</b>
Mandatory / Fees	-	-	-	-	-	-	-	-
<b>Subtotal</b>	<b>1,056</b>	<b>\$273,302</b>	<b>1,146</b>	<b>\$332,986</b>	<b>1,103</b>	<b>\$288,812</b>	<b>(43)</b>	<b>(\$44,174)</b>
Supplementals	-	\$21,000 <sup>1</sup>	-	-	-	-	-	-
American Recovery and Reinvestment Act (ARRA)	-	-	-	-	-	-	-	-
<b>Total Budget Authority</b>	<b>1,056</b>	<b>\$294,302</b>	<b>1,146</b>	<b>\$332,986</b>	<b>1,103</b>	<b>\$288,812</b>	<b>(43)</b>	<b>(\$44,174)</b>
Prior Year Rescission	-	-\$334	-	-	-	-	-	-

<sup>1</sup> Supplemental funding provided in P.L. 110-161. (\$17 M for Salaries & Expenses; \$4 M for Acquisition, Construction Improvements & Related Expenses)

**FY 2010 Initiatives:**

- **TRAIN21..... \$4.1M (0 FTE)**  
The President’s Budget includes \$4.1 million for Train 21, a business operations and training transformation initiative that advances FLETC’s mission to provide training for law enforcement personnel by transforming training development and delivery consistent with contemporary learning practices. Train 21 integrates classroom instruction with technology-based training and includes real-world situational and decision-making practical exercises. Train 21 will also address FLETC’s business operations to better support the mission of training law enforcement personnel.
  
- **Data Center Migration ..... \$6.0M (0 FTE)**  
The President’s Budget includes \$6.0 million for Data Center Migration. FY 2010 data center development funding will be used for the continuation of system and application migration to the two DHS Enterprise Data Centers for central DHS management in FY 2010

---

## SCIENCE AND TECHNOLOGY DIRECTORATE

---

### **Description:**

The Science and Technology (S&T) Directorate's mission is to protect the homeland by providing federal, state, local, tribal and territorial officials with state-of-the-art technology and other resources.

### **Responsibilities:**

The S&T Directorate ensures DHS and the homeland security community have the science, technical information and capabilities they need to more effectively and efficiently prevent, protect against, respond to, and recover from all-hazards or homeland security threats. A key focus is on developing state-of-the-art systems to protect the Nation's people and critical infrastructure from chemical, biological, explosive, and cyber attacks.

### *At a Glance*

*Senior Leadership:*  
*Bradley Buswell, Acting Under Secretary*

*Established: FY 2003*

*Major Divisions: Borders and Maritime Security; Chemical and Biological; Command, Control, and Interoperability; Explosives; Human Factors/Behavioral Sciences; and Infrastructure and Geophysical.*

***Budget Request:     \$968,391,000***

*Employees (FTE):    404*

The S&T Directorate accomplishes its mission through customer-focused and output-oriented research, development, testing and evaluation (RDT&E) programs that balance risk, cost, impact and time to delivery. These RDT&E programs support the needs of the operational components of the Department and the first responder community and address cross-cutting areas such as standards and interoperability.



S&T's Innovation work includes liquid identification technologies for explosive detection at airports (top left), biometric identification and hostile intent detection (top right), contactless fingerprinting (middle left) and an inflatable tunnel plug to protect tunnels from fire and flooding (plug deploying – bottom row)

This work is deliverable-focused and driven by the requirements of the S&T Directorate's customers, who play an integral role in identifying mission-capability relevant technologies that they need to support their homeland security mission. Through customer-led Integrated Product Teams (IPTs), the S&T Directorate builds a mutual understanding of what capabilities the Nation's border guards, first responders, transportation security screeners, intelligence analysts and other key customers need, and works hand-in-hand with its customers to develop those capabilities and seamlessly transition them into the field through federal, state, local, tribal, territorial and private partners.

The Directorate has six divisions and four key offices, each of which has an important role in implementing RDT&E activities. These divisions are: Borders and Maritime; Chemical and Biological; Command, Control, and Interoperability; Explosives; Human Factors/Behavioral Sciences; and Infrastructure and Geophysical. Crosscutting the six divisions are the following key offices: Innovation; Test & Evaluation and Standards; Transition; and Research, which includes Laboratory Facilities and University Programs.

### **Borders and Maritime Security Division**

The Borders and Maritime Security Division develops and transitions tools and technologies that improve the security of our Nation's borders and waterways without impeding the flow of commerce and travelers.

### **Chemical and Biological Division**

The Chemical and Biological Countermeasure Division works to increase the Nation's preparedness against chemical and biological threats through improved threat awareness, advanced surveillance and detection, and protective countermeasures.

### **Command, Control and Interoperability Division**

The Command, Control, and Interoperability Division focuses on operable and interoperable communications for emergency responders, security and integrity of the Internet, and development of automated capabilities to recognize potential threats.

### **Explosives Division**

The Explosives Division develops the technical capabilities to detect, interdict, and lessen the impacts of non-nuclear explosives used in terrorist attacks against mass transit, civil aviation and critical infrastructure.

### **Human Factors/Behavioral Sciences Division**

The Human Factors/Behavioral Sciences Division applies the social and behavioral sciences to improve detection, analysis, and understanding of the threats posed by individuals, groups, and radical movements. It supports the preparedness, response, and recovery of communities impacted by catastrophic events and it advances homeland security by integrating human factors into homeland security technologies.

### **Infrastructure and Geophysical Division**

The Infrastructure and Geophysical Division develops capabilities to increase the Nation's preparedness for and response to natural and man-made threats through superior situational awareness, emergency response capabilities, and critical infrastructure protection.

## **Crosscutting Offices:**

### **Innovation**

The activities within the Innovation offices focus on homeland security priority research and development initiatives that could lead to significant technology breakthroughs that would greatly enhance DHS operations. The Office of the Director of Innovation oversees the Homeland Security Advanced Research Project Agency (HSARPA). HSARPA funds R&D of homeland security technologies to support basic and applied homeland security research to promote revolutionary changes in technologies that would promote homeland security; advance the development, testing and evaluation, and deployment of critical homeland security technologies; and accelerate the prototyping and deployment of technologies that would address homeland security vulnerabilities.

### **Test & Evaluation and Standards**

The Test & Evaluation and Standards programs provides policy and oversight of the Department's test and evaluation program and technical support and coordination to assist the Nation's emergency responders in the acquisition of equipment, procedures, and mitigation processes that are safe, reliable, and effective.

### **Transition**

The Transition Office focuses on delivering near-term products and technology enhancements by working with the Department's components, industry, and other agencies to expedite the technology transition process.

### **Research – Laboratory Facilities**

Office of National Laboratories (ONL) executes Laboratory Facilities programs. ONL provides the Nation with a coordinated, enduring core of productive science, technology and engineering laboratories, organizations, and institutions, which can provide the knowledge and technology required to secure our homeland.

### **Research – University Programs**

University Programs engage the academic community to conduct research and analyses and provides education and training programs to support DHS priorities and enhance homeland security capabilities.

The six technical Divisions and additional offices are linked to three research and development investment portfolio directors in a matrix managed structure. The three portfolio directors – Director of Research, Director of Transition, and Director of Innovation – provide crosscutting coordination of the investment strategy within the technical Divisions. The matrix structure allows the S&T Directorate to provide more comprehensive and integrated technology solutions to its customers by appropriately bringing all disciplines together in developing leading-edge research solutions.

### **Service to the Public:**

The S&T Directorate is centrally important to securing the homeland, providing leadership of a national research effort to harness science and technology, in coordination and partnership with universities, research institutes and laboratories, and private sector companies, to counter high-consequence threats. Science and technology improvements helped the Nation in many ways to defeat the enemies it faced in the last half-century; advancements in science and technology can now be deployed against those who would seek to attack our homeland and disrupt our way of life.

### **FY 2008 Accomplishments:**

- *Installed a BorderNet prototype at the U.S. Border Patrol Station in Douglas, AZ to connect law enforcement officers in the field with real-time tactical information such as detection, sensor data, agent location data, and local geographic features, as well as field access to select law enforcement databases, using a wireless data network and commercial and Government developed software.*
- *Developed a distributed, ad-hoc, mesh network capability for Unattended Ground Sensors (UGS), which enables the “hopping” of alerts through the network and eliminates the need for every UGS node to be within communication range of a repeater’s site. Nodes will “auto-locate” an alternate communication path if one unit fails or is discovered by adversaries enabling agents to deploy UGS in many more locations.*
- *Developed and delivered an immigration model that serves as a decision-aid tool for border enforcement agencies by determining the tactical implications of changes in immigration/border security policy and operations. CBP is using this tool and ICE is planning to use it for their Secure Communities.*
- *Developed an eco-friendly removal agent for Arundo donax (Carrizo Cane) along the Rio Grande River to increase border security and officer safety by eliminating possible use of areas infested with this thickly grown weed as coverage for human and contraband smuggling.*
- *Completed the development, prototype delivery and testing of a Container Security Device (CSD) (a small, low cost device, mounted on or within a container) specifically directed at monitoring the opening or removal of the container doors.*
- *Delivered the 2008 Bioterrorism Risk Assessment (BTRA), the Chemical Terrorism Risk Assessment (CTRA), and the first integrated CBRN Terrorism Risk Assessment (iCBRNra), these quantitative risk assessments incorporate intelligence, public health, and scientific information together to inform decision making across the Chemical, Biological, Radiological, and Nuclear threat areas in support of medical countermeasures and other strategic requirements.*
- *Developed Consequence Management Guidance for a Wide-Area Biological Attack to guide decision-makers in remediation of and recovery from a biological incident affecting urban areas. This guidance expands an existing interagency framework to be more operationally useful. It serves as a current baseline and can be used to develop a*



comprehensive roadmap outlining key science and technology areas as well as planning priorities for a wide-area biological incident.

- *Transitioned to the EPA the Portable High-throughput Integrated Laboratory Identification System (PHILIS)*, a mobile chemical lab system that can be rapidly deployed in the field to support high throughput analysis (several hundred samples per day) of environmental samples that may contain toxic industrial chemicals and chemical warfare agents.
- *Distributed secure Ironkey USB drives throughout federal agencies to deliver “always-on” protection against simple and sophisticated cyber attacks* – including USB sniffing, physical disassembly, differential power analysis, and chip inspection – to provide secure web browsing, cryptographic authentication, end point security, self-service password recovery, and secure password management, thus resulting in improved security of the data on the drives and a reduction of malicious software-related threats delivered via USB devices.
- *Completed the DHS Secure Wireless Access Prototype (DSWAP) pilot*, a secure wireless access solution that provides enhanced, layered defense beginning with the mobile wireless user, specifically using 802.11 WiFi networks, and extending back to protected networks to minimize risk in using public networks to securely connect to DHS networks.
- *Deployed the Critical Infrastructure Inspection Management System (CIIMS)*, a new, cost-effective, technology that enables police to more efficiently manage inspections of important structures such as dams, bridges, large industrial complexes, as well as urban areas. CIIMS was piloted in Maryland by the Maryland State Police Department and further developed for the Los Angeles Police Department in an effort called LA Shield to address large urban environments
- *Expanded on the Radio Over Wireless-Broadband project*, a partnership with industry, local government, NIST, and the Institute for Telecommunication Sciences (ITS) that seeks to bridge existing land mobile radio systems with advanced broadband technologies. Broadband technologies, such as Push-To-Talk over Cellular and the Geographic Information System, allow emergency responders to form talk groups and use location-based services for situational awareness and coordination—ultimately saving critical response time.
- *Developed an X-Ray Backscatter System* to detect, diagnose, and defeat vehicle-borne IEDs (VBIEDs) that provides bomb technicians the capability to examine suspect vehicles when only one side of the vehicle is accessible.
- *Completed Air Cargo Explosives Detection Pilot Program* that tested new concepts of operation for screening air cargo at the San Francisco, Cincinnati, and Seattle international airports. Results will enable TSA determine how to best use new screening technologies and properly implement new explosives detection technology within the cargo handling systems at major U.S. airports.

- *Completed evaluation of Directed Infrared Countermeasures (DIRCM) systems, including live-fire tests using real threats and extensive operational service evaluations on both cargo transport and passenger transport planes, to determine the affectability and suitability of DIRCM technology in protecting U.S. air transport community against the Man Portable Air Defense System (MANPADS) threat.*
- *Deployed Mobile biometric collection technologies with the Coast Guard to identify migrants and smugglers attempting to illegally enter the United States through the waters near Puerto Rico and the Florida Straits. The program has resulted in a total of 3,143 people interdicted at sea, 269 brought ashore for prosecution – with 152 convicted so far and reducing the flow of illegal immigration in this area by about 60 percent.*
- *Demonstrated proof-of-concept technologies to acquire high resolution, high quality single fingerprints without physical contact.*
- *Developed and conducted initial validation of the Future Attribute Screening Technology (FAST) Theory of Malintent (the intent to cause harm) for a primary screening environment. Demonstrated FAST initial sensor integration and command and control framework.*
- *Demonstrated a quick-cover application for automatically shielding a home to protect against wildfires.*
- *Demonstrated a prototype solution for rapidly closing a levee breach using a water-filled tube. This levee plug was deployed from a floating platform and guided into place where, due to the rushing water, it then conformed to the breach, thereby reducing the flow of water by approximately 95 percent.*
- *Demonstrated the Resilient Tunnel project, an early prototype of an inflatable tunnel plug to protect tunnels from fire, flooding, and potentially other hazards. Continued development of inflatable plugs is being done in close coordination with the Washington, DC Metro and the Port Authority of New York and New Jersey in order to provide a cost-effective solution for isolating hazards in transit tunnels to protect occupants and system infrastructure.*
- *Demonstrated the proof of concept Resilient Electric Grid (REG), a project which incorporates high temperature superconducting technology to ensure the reliable distribution and protection of electrical power acting as a fault current limiter for both DC and AC power to prevent rolling brown outs and black outs.*
- *Tested the Geospatial Location Accountability and Navigation System for Emergency Responders (GLANSER) to allow for tracking of first responders inside buildings, below ground, above ground, and in rubble where GPS is denied, with an accuracy of three meters in all dimensions.*
- *Dedicated the National Biodefense Analysis and Countermeasures Center (NBACC), located in Fort Detrick, Maryland, as part of the National Interagency Biodefense Campus to support law enforcement by characterizing existing biological threats, anticipate future threats, and provide an enduring national forensics capability to support attribution of biocrimes and terrorism.*

**BUDGET REQUEST***Dollars in Thousands*

	FY 2008 Revised Enacted		FY 2009 Enacted		FY 2010 Pres. Budget		FY 2010 +/- FY 2009	
	FTE	\$000	FTE	\$000	FTE	\$000	FTE	\$000
Management and Administration	350	\$138,600	257	\$132,100	274	\$142,200	17	\$10,100
Border and Maritime	-	25,479	-	33,050	-	40,181	-	7,131
Chemical and Biological	-	208,020	-	200,408	-	206,800	-	6,392
Command, Control and Interoperability	-	56,980	-	74,890	-	80,264	-	5,374
Explosives	-	77,654	-	96,149	-	120,809	-	24,660
Homeland Security Institute (HSI) <sup>2</sup>	-	-	-	5,000	-	-	-	(5,000)
Human Factors	-	14,206	-	12,460	-	15,087	-	2,627
Infrastructure and Geophysical	-	64,500	-	75,816	-	44,742	-	(31,074)
Innovation	-	33,000	-	33,000	-	44,000	-	11,000
Laboratory Facilities <sup>1</sup>	-	103,814	124	161,940	130	154,500	6	(7,440)
Test and Evaluations / Standards	-	28,520	-	28,674	-	28,674	-	-
Transition <sup>2</sup>	-	30,265	-	28,830	-	45,134	-	16,304
University Programs	-	49,297	-	50,270	-	46,000	-	(4,270)
<b>Net Discretionary -Excluding Supp.</b>	<b>350</b>	<b>\$830,335</b>	<b>381</b>	<b>\$932,587</b>	<b>404</b>	<b>\$968,391</b>	<b>23</b>	<b>35,804</b>
Mandatory / Fees	-	-	-	-	-	-	-	-
<b>Subtotal</b>	<b>350</b>	<b>\$830,335</b>	<b>381</b>	<b>\$932,587</b>	<b>404</b>	<b>\$968,391</b>	<b>23</b>	<b>35,804</b>
Supplementals	-	-	-	-	-	-	-	-
American Recovery and Reinvestment Act	-	-	-	-	-	-	-	-
<b>Total Budget Authority</b>	<b>350</b>	<b>\$830,335</b>	<b>381</b>	<b>\$932,587</b>	<b>404</b>	<b>\$968,391</b>	<b>23</b>	<b>35,804</b>
Prior Year Rescissions <sup>3</sup>	-	-\$217	-	-	-	-	-	-

<sup>1</sup> Laboratory FTE are located at Transportation Security Laboratory (TSL), Environmental Measurements Laboratory (EML), and Plum Island Animal Disease Center (PIADC).

<sup>2</sup> In FY 2010, funding for HSI is in the Transition PPA.

<sup>3</sup> Rescission of prior year balances in accordance with Public Laws 110-161.

**FY 2010 Initiatives:**

- **Borders and Maritime.....\$7.1 M (0 FTE)**  
An increase of \$5.0 million is proposed to fund a new basic research effort to develop the foundations for technologies to provide advanced detection, identification, apprehension, and enforcement capabilities along borders, increasing the security of the border and lower the risk of a successful terrorist attack. An additional increase of \$2.1 million is proposed to fund programs identified in Maritime Security Integrated Product Teams (IPT) that will provide technologies to the United States Coast Guard (USCG), Customs and Border Protection (CBP), and Immigration and Customs Enforcement (ICE) and other components operating in the Maritime environment.
- **Command, Control and Interoperability.....\$5.4 M (0 FTE)**  
An increase of \$6.6 million is requested for Cybersecurity Research; offset by decreases in other areas of \$1.2 million. Funding will be used to fund Cybersecurity research and development applied towards cyber security priorities identified in the Comprehensive National Cybersecurity Initiative (CNCI). Specifically, this effort will develop enduring leap-ahead technologies to secure the Nation’s critical information infrastructure (energy, transportation, telecommunications, banking and finance, and others) and networks.
- **Explosives.....\$24.7 M (0 FTE)**  
An increase of \$10.0 M is proposed to develop high-throughput screening technology for cargo screening by developing and integrating multiple cargo screening technologies to reduce personnel costs and aviation-industry impacts by using automated, effective, and efficient equipment. An additional increase of \$14.7 million is proposed to build on FY 2009 efforts to address Homeland Security Presidential Directive-19 to counter Improvised Explosive Device threats to mass transit. This effort will coordinate with the Transportation Security IPT to address the highest priority gaps in mass transit protection.
- **Human Factors.....\$2.6 M (0 FTE)**  
An increase of \$2.6 million is proposed to fund programs that will provide biometrics and hostile-intent detection technologies to CBP, the Transportation Security Administration, ICE, USCG, and other components that screen people.
- **Innovation.....\$11.0 M (0 FTE)**  
An increase of \$11.0 million is proposed to fund homeland security research and development that could lead to significant technology breakthroughs that would greatly enhance DHS operations including technologies for protecting levees, mass transit tunnels, the electric grid in Manhattan, NY; and detecting and distinguishing between harmful and benign liquids at airport checkpoints, and detecting a person’s intent to cause harm based on physiological and behavioral cues.
- **Transition.....\$12.0 M (0 FTE)**  
An increase of \$12.0 million is proposed to develop and design technologies to address capability gaps identified by federal, state, local and Tribal First Responders in the First Responder Capstone Integrated Product Teams (IPT). This program will test technologies, assess them for usability, and commercialize them to make the technology solutions available across all First Responder communities.

---

## DOMESTIC NUCLEAR DETECTION OFFICE

---

### **Description:**

The Domestic Nuclear Detection Office (DNDO) is a national office established to improve the Nation's capability to detect and report unauthorized attempts to import, possess, store, develop, or transport radiological or nuclear material and weapons for use against the Nation, and to further enhance this capability over time.

### **Responsibilities:**

DNDO coordinates federal efforts to detect and protect against nuclear and radiological terrorism against the United States. DNDO, utilizing its interagency staff, is responsible for the development of the Global Nuclear Detection Architecture (GNDA), the underlying strategy that guides the U.S. Government's nuclear detection efforts. DNDO conducts its own research, development, test, and evaluation of nuclear and radiological detection technologies. DNDO also provides standardized threat assessments, technical support, training, and response protocols for federal and non-federal partners. Additionally, DNDO leads a national nuclear forensics program responsible for the planning, integration, evaluation and stewardship of the Nation's nuclear forensics capabilities, and the development of technologies and capabilities for pre-detonation nuclear materials forensics.

### **Service to the Public:**

DNDO works to protect the United States from radiological and nuclear (rad/nuc) terrorism by continuing to advance the state-of-the-art in nuclear detection and forensic technologies, and to bring these technical solutions to bear in the Nation's homeland security and law enforcement efforts. In addition to technical solutions, DNDO seeks to improve effectiveness of existing technology through improved operational concepts. DNDO works with other agencies across the U.S. Government, as well as state, local and tribal partners, to ensure that these capabilities provide the greatest level of protection possible through multiple layers of defense, and that these capabilities are continually improved.

### **At a Glance**

*Senior Leadership:*  
*Chuck Gallaway, Acting Director*

*Established: 2005*

*Major Divisions: Systems Architecture Directorate, Mission Management Directorate, Product Acquisition and Deployment Directorate, Transformational and Applied Research Directorate, Systems Engineering and Evaluation Directorate, Operations Support Directorate, National Technical Nuclear Forensics Center, Red Teaming and Net Assessments*

***Budget Request:***                    ***\$366,136,000***

***Employees (FTE):***                    ***130***

**FY 2008 Accomplishments:**

- **Systems Engineering and Architecture:** DNDO's major engineering and architecture initiatives are: (1) Phased Deployment Implementation Plan to evaluate equipment and refine concepts of operation with Customs and Border Protection (CBP) for rad/nuc detection at non-port of entry border crossings; and (2) Model Guidelines Document, which, developed in concert with international counterparts, provides high-level guidance to nations on how to build, integrate, and support effective and efficient rad/nuc detection architectures.  
DNDO leads an interagency working group in the development of Technical Capability Standards for non-intrusive imaging and radiation detection systems in accordance with direction in the SAFE Port Act of 2006. DNDO, in collaboration with the National Institute of Standards and Technology (NIST), developed standards for rad/nuc material detection equipment and offered the standards to the public through the Institute of Electrical and Electronics Engineers (IEEE).
- **Systems Development:** In early FY 2008 DNDO re-baselined the Advanced Spectroscopic Portal (ASP) Program as a result of FY 2007 Field Validation testing. By the end of the year DNDO had completed performance testing, made substantial progress toward the completion of integration testing, and made preparations for Field Validation and Operational Testing. Concurrently, DNDO moved ahead with the effort to qualify a second source of sodium iodide detection crystals, while leveraging large-scale procurements to reduce overall program costs. DNDO has multiple programs that result in the delivery of human portable systems that will be used throughout the DNDO mission areas. Overall, each of the three human portable system programs seeks to expand the spectrum of detectors available to end users. Next-generation systems will provide key radiation detection, threat source identification, and notification capabilities to aid end-users in mitigating nuclear threats.
- **Assessments:** DNDO established the Graduated Rad/Nuc Detector Evaluation and Reporting Program to provide credible technology performance reports on commercially available radiation detection equipment to support State and local entities. Working with nine states and the District of Columbia, DNDO completed the planning and equipment acquisition to support the South East Transportation Corridor Pilot (SETCP) which concluded in the Fall of 2008. Further, DNDO established a maritime test bed at the Department of Energy's Savannah River Site for testing detection of special nuclear material in a maritime scenario and conducted 12 distinct test campaigns for six classes of radiation equipment. DNDO, working with CBP Internal Affairs, completed covert testing to evaluate rad/nuc detection capabilities at the Nation's top 22 busiest sea ports. In addition, DNDO assessed detection equipment surge capability, initiated an assessment of embedding rad/nuc detection capability with the Transportation Security Administration's Visible Intermodal Prevention and Response (VIPR) teams, and assessed the Securing the Cities engagement model.
- **Operations Support:** DNDO provided rad/nuc detection training to State and local law enforcement personnel along with other first responders. DNDO utilized this training to enhance capabilities at the State and local level, and to promote integration with the DNDO Joint Analysis Center. DNDO implemented a revised preventive rad/nuc

detection (PRND) training strategy based on customer feedback. DNDO directly trained 2,400 and indirectly trained (through Train-the-Trainer instruction) an additional 2,600 federal, state, and local participants in PRND capabilities.

- **Transformational Research and Development:** DNDO conducts cutting edge research and development through the Exploratory Research program. DNDO awarded 22 new projects to the National Laboratories, industry and academia. More than 50 ongoing projects are producing state-of-the-art capabilities for new radiation detection materials, passive and active devices, integrated systems and forensics.
- **National Technical Nuclear Forensics Center:** DNDO continued developing a validated set of unique characteristics, known as signatures, to be able to distinguish the origin and history of radioactive materials. DNDO developed tools for formulating rapid and credible technical conclusions which supported attribution assessments in a defensible manner. Additionally, DNDO initiated the “National Nuclear Forensics Expertise Development Program” to begin restoring the critical academic expertise pipeline for the nation. DNDO led a collaborative engagement with Canada on radiological materials forensics research and development.
- **Systems Acquisition:** DNDO, working with CBP, continued the deployment of current-generation polyvinyl toluene (PVT) portal monitors. DNDO has multiple programs that will provide a wide variety of law enforcement personnel and first responders with effective human portable systems for rad/nuc detection. DNDO procured an initial installment of 64 handheld systems for Border Patrol agents and under the U.S. Coast Guard Joint Acquisition Strategy (JAS) procured rad/nuc detection and related equipment. This procurement included 360 personal radiation detectors (PRDs), 134 human portable communications packages, 6 linear radiation monitors, 18 handheld radiation monitors, and 4 high-purity germanium Radioisotope Identification Devices (RIIDs).

The objective of the Securing the Cities (STC) program is to plan and implement the coordinated and integrated detection and interdiction of illicit rad/nuc materials that may be used as a weapon within a major metropolitan area. The STC program is a three-year effort conducted in the New York City (NYC) region. FY 2008 accomplishments include two maritime drills in chokepoints along the Hudson River, New York Harbor, and New Jersey approaches to New York City, 16 Mobile Detection and Reachback Operational workshops within the region, regionally coordinated PRND operations for New Year’s Eve, and the training of over 2,500 personnel in the PRND mission.

**BUDGET REQUEST***Dollars in Thousands*

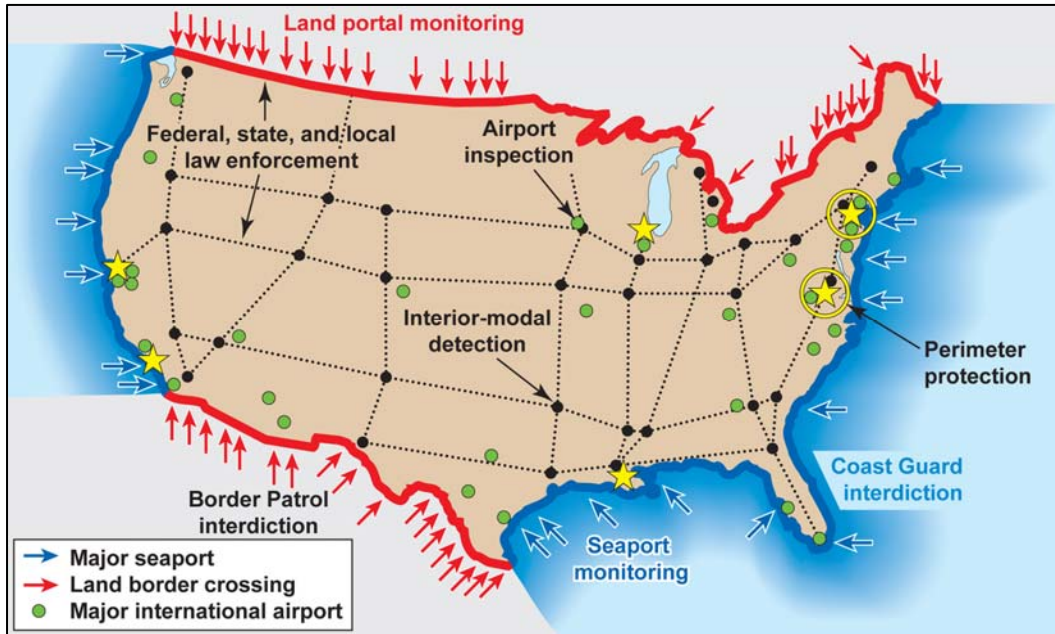
	FY 2008 Revised Enacted		FY 2009 Enacted		FY 2010 Pres. Budget		FY 2010 +/- FY 2009	
	FTE	\$000	FTE	\$000	FTE	\$000	FTE	\$000
Management and Administration	121	\$31,500	130	\$37,500	130	\$39,599	-	\$2,099
Research, Development, and Operations	-	323,500	-	323,200	-	326,537	-	3,337
Systems Acquisition	-	129,750	-	153,491	-	-	-	(153,491)
<b>Net Discretionary -Excluding Supp</b>	<b>-</b>	<b>484,750</b>	<b>-</b>	<b>514,191</b>	<b>-</b>	<b>366,136</b>	<b>-</b>	<b>(148,055)</b>
Mandatory / Fees	-	-	-	-	-	-	-	-
<b>Subtotal</b>	<b>121</b>	<b>484,750</b>	<b>130</b>	<b>514,191</b>	<b>130</b>	<b>366,136</b>	<b>-</b>	<b>(148,055)</b>
Supplementals	-	-	-	-	-	-	-	-
American Recovery and Reinvestment Act (ARRA)	-	-	-	-	-	-	-	-
<b>Total Budget Authority</b>	<b>121</b>	<b>\$484,750</b>	<b>130</b>	<b>\$514,191</b>	<b>130</b>	<b>\$366,136</b>	<b>-</b>	<b>\$(148,055)</b>
Prior Year Rescissions	-	-	-	-	-	-	-	-

**FY 2010 Initiatives:**

- Transformational Research and Development (R&D) .....\$7.2M (0 FTE)**  
Transformational R&D focuses on dramatically improving nuclear detection capabilities, addressing enduring vulnerabilities, or reducing the operational burden of rad/nuc detection. Toward these goals, exploratory efforts in radiation detection materials research and development over the last several years have yielded several very promising materials. These new materials have shown significant improvement over the current materials with respect to the key metrics: sensitivity, energy resolution, manufacturability, and cost. The increase in FY 2010 will further these efforts to accelerate the material optimization, production techniques, and establish a low rate production capability for these materials. The definitive outcome of this initiative would be that much higher performing detection devices would become commercially affordable. This could have a tremendous impact on the ability to detect radiation threat sources.
- National Technical Nuclear Forensics.....\$2.8M (0 FTE)**  
The pre-detonation rad/nuc materials forensics mission is the primary R&D focus of the National Technical Nuclear Forensics (NTNF) program. Building on significant R&D progress in prior years, the increase in FY 2010 will expand efforts to develop the capability to credibly and defensibly perform technical nuclear forensics on US-made nuclear and radiological materials. Efforts to identify and characterize the most discriminatory material signatures will be expanded. Protocols, validated through the use of standardized methodologies and reference materials, will be developed to reduce the timelines required to perform nuclear forensics analyses on materials. Development of



robust knowledge management tools that enable signature discovery and correlations among signature families will be accelerated. The increase will also expand our international collaborative efforts to collect and share relevant nuclear forensics information and allow for an additional academic award under the National Nuclear Forensics Expertise Development Program.



*DNDO is the lead agency for the Federal Government's Global Nuclear Detection Architecture (GNDA), which assesses the threat of rad/nuc weapons or materials from a variety of sources against the United States.*



---

## **RESOURCE TABLES**



Fiscal Year 2008 – 2010 President’s Budget Build

Department of Homeland Security Total Budget Authority	FY 2010 Budget Build									
	FY 2009 Supplemental Funds		FY 2009 Enacted (Excl. Supplemental Funds)		FY 2010 Adjustments to Base		FY 2010 Program Changes		FY 2010 President's Budget	
	FTE	\$\$\$	FTE	\$\$\$	FTE	\$\$\$	FTE	\$\$\$	FTE	\$\$\$
<b>Departmental Operations</b>	-	200,000	1,306	644,553	121	9,473	130	250,647	1,557	904,673
Office of the Secretary and Executive Management (OSEM):	-	-	598	123,456	53	20,007	27	17,297	678	160,760
Office of the Federal Coordinator for Gulf Coast Rebuilding (OFCGCR):	-	-	9	1,900	1	100	-	-	10	2,000
Office of the Under Secretary for Management (USM):	-	200,000	466	191,793	43	6,842	93	139,355	602	337,990
Office of the Chief Financial Officer (CFO):	-	-	139	55,235	24	4,800	10	5,495	173	65,530
Office of the Chief Information Officer (CIO) and Department-wide IT:	-	-	94	272,169	-	(22,276)	-	88,500	94	338,393
Net Discretionary	-	200,000	1,306	644,553	121	9,473	130	250,647	1,557	904,673
<b>Analysis and Operations:</b>	-	-	583	327,373	100	22,472	16	7,500	699	357,345
Rescission of Prior Year Unobligated Balances	-	-	-	[-21,373]	-	-	-	-	-	-
Net Discretionary	-	-	583	327,373	100	22,472	16	7,500	699	357,345
<b>Office of the Inspector General</b>	-	5,000	577	98,513	25	20,822	30	8,539	632	127,874
<b>Customs and Border Protection</b>	20	680,000	55,437	11,274,783	2,470	(10,418)	198	172,552	58,105	11,436,917
Salaries and expenses:	-	160,000	45,649	7,603,206	2,311	(130,124)	198	149,986	48,158	7,623,068
Automation modernization:	-	-	63	511,334	-	(48,889)	-	-	63	462,445
Border Security Fencing, Infrastructure, and Technology:	-	100,000	185	775,000	15	(15,548)	-	20,000	200	779,452
Air and Marine Interdiction:	-	-	-	528,000	-	(22,174)	-	-	-	505,826
Facilities Management:	20	420,000	-	403,201	-	272,866	-	2,566	-	678,633
Fee accounts:	-	-	9,540	1,448,145	144	(66,549)	-	-	9,684	1,381,596
<b>Trust Fund Accounts:</b>	-	-	-	5,897	-	-	-	-	-	5,897
Net Discretionary	20	680,000	45,951	9,827,798	2,326	57,238	198	172,552	48,475	10,057,588
Mandatory, Fees, Trust Funds	-	-	9,486	1,446,985	144	(67,656)	-	-	9,630	1,379,329
<b>Immigration and Customs Enforcement</b>	-	20,000	20,130	5,928,210	(295)	(515,760)	299	350,350	20,134	5,762,800
Salaries and expenses:	-	-	18,278	4,927,210	831	161,840	280	258,950	19,389	5,348,000
Federal Protective Service: (Offsetting)	-	-	1,225	640,000	(1,225)	(640,000)	-	-	-	-
Automation modernization:	-	20,000	18	57,000	(18)	(38,400)	19	91,400	19	110,000
Construction:	-	-	9	5,000	(9)	(5,000)	-	-	-	-
Fee accounts:	-	-	600	299,000	126	5,800	-	-	726	304,800
Net Discretionary	-	20,000	18,305	4,989,210	804	118,440	299	350,350	19,408	5,458,000
Discretionary Fee Funded	-	-	1,225	640,000	(1,225)	(640,000)	-	-	-	-
Mandatory, Fees, Trust Funds	-	-	600	299,000	126	5,800	-	-	726	304,800
<b>Transportation Security Administration</b>	15	1,000,000	51,603	6,990,778	95	47,569	251	755,229	51,949	7,793,576
Aviation Security:	15	1,000,000	49,666	4,740,913	36	(2,263)	55	591,800	49,757	5,330,450
Surface Transportation Security:	-	-	353	63,431	23	8,335	169	56,650	545	128,416
Transportation Threat Assessment & Credentialing:	-	-	201	166,718	38	(17,319)	11	70,600	250	219,999
Transportation Security Support:	-	-	1,383	950,235	(2)	25,715	16	28,650	1,397	1,004,600
Aviation Security Capital Fund:	-	-	-	250,000	-	-	-	-	-	250,000
Federal Air Marshals:	-	-	-	819,481	-	33,101	-	7,529	-	860,111
Rescission of Prior Year Unobligated Balances	-	-	-	[-31,000]	-	-	-	-	-	-
Net Discretionary	15	1,000,000	51,553	4,367,358	101	144,428	251	755,229	51,905	5,267,015
Discretionary Fee Funded	-	-	44	2,369,420	(6)	(96,859)	-	-	38	2,272,561
Mandatory, Fees, Trust Funds	-	-	6	254,000	-	-	-	-	6	254,000
<b>U.S. Coast Guard</b>	844	352,000	49,239	9,623,779	575	372,468	140	(40,584)	49,954	9,955,663
Operating expenses:	844	112,000	47,884	6,194,925	576	308,247	90	53,016	48,550	6,556,188
Environmental compliance and restoration:	-	-	24	13,000	-	198	-	-	24	13,198
Reserve training:	-	-	536	130,501	-	3,131	-	-	536	133,632
Acquisition, construction, and improvements:	-	98,000	685	1,474,576	-	-	50	(90,596)	735	1,383,980
Alteration of bridges:	-	142,000	-	16,000	-	(16,000)	-	-	-	-
Research, development, test, and evaluation:	-	-	102	18,000	(1)	1,745	-	-	101	19,745
Health Care Fund Contribution:	-	-	-	257,305	-	8,701	-	-	-	266,006
Retired pay:	-	-	-	1,236,745	-	124,500	-	-	-	1,361,245
Trust Fund:	-	-	8	282,727	-	(58,054)	-	(3,004)	8	221,669
Net Discretionary	844	352,000	49,231	8,104,307	575	306,022	140	(37,580)	49,946	8,372,749
Mandatory, Fees, Trust Funds	-	-	8	1,519,472	-	66,446	-	(3,004)	8	1,582,914

Fiscal Year 2008 – 2010 President’s Budget Build

Department of Homeland Security Total Budget Authority	FY 2010 Budget Build									
	FY 2009 Supplemental Funds		FY 2009 Enacted (Excl. Supplemental Funds)		FY 2010 Adjustments to Base		FY 2010 Program Changes		FY 2010 President's Budget	
	FTE	\$\$\$	FTE	\$\$\$	FTE	\$\$\$	FTE	\$\$\$	FTE	\$\$\$
<b>U.S. Secret Service</b>	<b>70</b>	<b>100,000</b>	<b>6,806</b>	<b>1,637,954</b>	<b>246</b>	<b>31,630</b>	<b>3</b>	<b>40,000</b>	<b>7,055</b>	<b>1,709,584</b>
Salaries & Expenses [Protection, Administration and Training]:	70	87,270	6,806	1,408,729	246	36,880	3	40,000	7,055	1,485,609
Acquisition, construction, improvements & expenses:	-	12,730	-	4,225	-	(250)	-	-	-	3,975
Retired pay (mandatory - trust fund):	-	-	-	225,000	-	(5,000)	-	-	-	220,000
Net Discretionary	70	100,000	6,806	1,412,954	246	36,630	3	40,000	7,055	1,489,584
Mandatory, Fees, Trust Funds	-	-	-	225,000	-	(5,000)	-	-	-	220,000
<b>National Protection &amp; Programs Directorate</b>	<b>-</b>	<b>-</b>	<b>830</b>	<b>1,158,263</b>	<b>491</b>	<b>20,504</b>	<b>1,263</b>	<b>780,170</b>	<b>2,584</b>	<b>1,958,937</b>
Management and Administration:	-	-	75	51,350	54	(6,773)	-	-	129	44,577
Federal Protective Service: (Offsetting)	-	-	-	-	-	-	1,225	640,000	1,225	640,000
Infrastructure Protection and Information Security:	-	-	636	806,913	357	23,977	38	87,276	1,031	918,166
U.S. VISIT	-	-	119	300,000	80	3,300	-	52,894	199	356,194
Net Discretionary	-	-	830	1,158,263	491	20,504	38	140,170	1,359	1,318,937
Discretionary Fee Funded	-	-	-	-	-	-	1,225	640,000	1,225	640,000
<b>Office of Health Affairs</b>	<b>-</b>	<b>-</b>	<b>80</b>	<b>157,191</b>	<b>4</b>	<b>501</b>	<b>-</b>	<b>(19,692)</b>	<b>84</b>	<b>138,000</b>
<b>Federal Emergency Management Agency</b>	<b>-</b>	<b>610,000</b>	<b>6,067</b>	<b>10,231,505</b>	<b>644</b>	<b>(335,463)</b>	<b>6</b>	<b>583,245</b>	<b>6,717</b>	<b>10,479,287</b>
Management and Administration (Operations, Planning, and Support):	-	-	2,296	837,437	395	(8,482)	6	23,245	2,697	852,200
State and Local Programs & Emergency Management Perf. Grants	-	300,000	269	3,155,700	318	711,300	-	-	587	3,867,000
Emergency Management Performance Grants	-	-	15	315,000	(15)	(315,000)	-	-	-	-
Assistance to Firefighter Grants	-	210,000	54	775,000	(54)	(775,000)	-	-	-	-
U.S. Fire Administration:	-	-	115	44,979	-	609	-	-	115	45,588
Radiological Emergency Preparedness:	-	-	170	(505)	-	240	-	-	170	(265)
Disaster relief:	-	-	2,738	1,400,000	-	-	-	600,000	2,738	2,000,000
Disaster assistance direct loan program account:	-	-	-	295	-	-	-	-	-	295
Flood map modernization fund:	-	-	43	220,000	-	-	-	-	43	220,000
National flood insurance fund (offsetting):	-	-	330	156,599	-	2,870	-	-	330	159,469
National flood insurance fund (mandatory):	-	-	22	3,037,000	-	48,000	-	-	22	3,085,000
National pre-disaster mitigation fund:	-	-	15	90,000	-	-	-	60,000	15	150,000
Emergency food and shelter:	-	100,000	-	200,000	-	-	-	(100,000)	-	100,000
Rescission of Prior Year Unobligated Balances	-	-	-	(9,000)	-	-	-	-	-	-
Net Discretionary	-	610,000	5,715	7,037,906	644	(386,333)	6	583,245	6,365	7,234,818
Discretionary Fee Funded	-	-	330	156,599	-	2,870	-	-	330	159,469
Mandatory, Fees, Trust Funds	-	-	22	3,037,000	-	48,000	-	-	22	3,085,000
<b>Citizenship &amp; Immigration Services</b>	<b>-</b>	<b>-</b>	<b>10,362</b>	<b>2,690,926</b>	<b>(448)</b>	<b>(60,694)</b>	<b>786</b>	<b>237,000</b>	<b>10,700</b>	<b>2,867,232</b>
Salaries and Expenses:	-	-	235	151,740	22	(24,740)	786	237,000	1,043	364,000
Immigration Examinations Fee Account:	-	-	9,947	2,495,186	(476)	(43,302)	-	-	9,471	2,451,884
H1-B Visa Fee Account:	-	-	-	13,000	-	-	-	-	-	13,000
H1-B and L Fraud Prevention:	-	-	180	31,000	6	7,348	-	-	186	38,348
Net Discretionary	-	-	235	151,740	22	(24,740)	786	237,000	1,043	364,000
Mandatory, Fees, Trust Funds	-	-	10,127	2,539,186	(470)	(35,954)	-	-	9,657	2,503,232
<b>Federal Law Enforcement Training Center</b>	<b>-</b>	<b>-</b>	<b>1,146</b>	<b>332,986</b>	<b>(43)</b>	<b>(54,274)</b>	<b>-</b>	<b>10,100</b>	<b>1,103</b>	<b>288,812</b>
Salaries and Expenses:	-	-	1,146	246,530	(43)	(11,274)	-	10,100	1,103	245,356
Acquisition, Construction, Improvements & Related Expe	-	-	-	86,456	-	(43,000)	-	-	-	43,456
Net Discretionary	-	-	1,146	332,986	(43)	(54,274)	-	10,100	1,103	288,812
<b>Science &amp; Technology</b>	<b>-</b>	<b>-</b>	<b>381</b>	<b>932,587</b>	<b>23</b>	<b>(60,021)</b>	<b>-</b>	<b>95,825</b>	<b>404</b>	<b>968,391</b>
Management and administration:	-	-	257	132,100	17	10,100	-	-	274	142,200
Research, development, acquisition, and operations:	-	-	124	800,487	6	(70,121)	-	95,825	130	826,191
Net Discretionary	-	-	381	932,587	23	(60,021)	-	95,825	404	968,391
<b>Domestic Nuclear Detection Office</b>	<b>-</b>	<b>-</b>	<b>130</b>	<b>514,191</b>	<b>-</b>	<b>(158,092)</b>	<b>-</b>	<b>10,037</b>	<b>130</b>	<b>366,136</b>
Management and Administration:	-	-	130	37,500	-	2,099	-	-	130	39,599
Research, Development, and Operations:	-	-	-	323,200	-	(6,700)	-	10,037	-	326,537
Systems Acquisition:	-	-	-	153,491	-	(153,491)	-	-	-	-
Net Discretionary	-	-	130	514,191	-	(158,092)	-	10,037	130	366,136
<b>DEPARTMENT OF HOMELAND SECURITY</b>	<b>949</b>	<b>2,967,000</b>	<b>204,677</b>	<b>52,543,592</b>	<b>4,008</b>	<b>(669,283)</b>	<b>3,122</b>	<b>3,240,918</b>	<b>211,807</b>	<b>55,115,227</b>
Rescission of Prior Year Unobligated Balances	-	-	-	(61,375)	-	-	-	-	-	-
Net Discretionary	949	2,967,000	182,829	40,056,930	5,439	53,070	1,897	2,603,922	190,165	42,713,922
Discretionary Fee Funded	-	-	1,599	3,166,019	(1,231)	(733,989)	1,225	640,000	1,593	3,072,030
Mandatory, Fees, Trust Funds	-	-	20,249	9,320,643	(200)	11,636	-	(3,004)	20,049	9,329,275

Fiscal Year 2008 – 2010 Homeland and Non-Homeland Allocations

Department of Homeland Security									
April 28, 2009									
	2008			2009			2010		
	Revised Enacted			Revised Enacted			Revised Enacted		
	Homeland Amount	Non-Homeland Amount	Total Amount	Homeland Amount	Non-Homeland Amount	Total Amount	Homeland Amount	Non-Homeland Amount	Total Amount
<b>OFFICE OF THE SECRETARY &amp; EXECUTIVE MANAGEMENT</b> <sup>3</sup>									
Office of the Federal Coordinator for Gulf Coast Rebuilding.....	1,890	810	2,700	1,330	570	1,900	1,400	600	2,000
<b>SUBTOTAL, OS&amp;EM Gross Discretionary</b> .....	<b>70,974</b>	<b>30,419</b>	<b>101,393</b>	<b>86,419</b>	<b>37,037</b>	<b>123,456</b>	<b>112,533</b>	<b>48,229</b>	<b>160,760</b>
<b>UNDER SECRETARY FOR MANAGEMENT</b> <sup>4</sup>									
Immediate Office US/M.....	1,515	1,010	2,525	1,592	1,062	2,654	1,718	1,146	2,864
Business Transformation Office.....	22,589	15,059	37,648	26,656	17,771	44,427	26,095	17,396	43,491
Office of Administration.....	4,485	-	4,485	6,000	-	6,000	6,000	-	6,000
DHS Headquarters Project.....	7,237	4,824	12,061	17,296	11,531	28,827	45,000	30,000	75,000
DHS Consolidated Headquarters Project.....	5,870	3,913	9,783	6,000	4,000	10,000	6,000	4,000	10,000
Office of Human Capital - MaxHR.....	18,820	12,546	31,366	23,402	15,601	39,003	42,623	28,416	71,039
Office of Security.....	55,157	-	55,157	60,882	-	60,882	95,193	-	95,193
Office of Immigration Statistics.....	-	-	-	-	-	-	-	-	-
<b>SUBTOTAL, USM Gross Discretionary</b> .....	<b>113,006</b>	<b>36,492</b>	<b>149,498</b>	<b>141,828</b>	<b>49,965</b>	<b>191,793</b>	<b>243,271</b>	<b>94,720</b>	<b>337,990</b>
<b>CHIEF FINANCIAL OFFICER</b>									
Salaries and Expenses.....	18,674	12,450	31,124	33,141	22,094	55,235	39,318	26,212	65,530
<b>SUBTOTAL, CFO Gross Discretionary</b> .....	<b>18,780</b>	<b>12,520</b>	<b>31,300</b>	<b>33,141</b>	<b>22,094</b>	<b>55,235</b>	<b>39,318</b>	<b>26,212</b>	<b>65,530</b>
<b>CHIEF INFORMATION OFFICER</b> <sup>5</sup>									
OClO Operations (Salaries and Expenses).....	17,786	58,773	76,559	19,993	66,935	86,928	20,579	66,333	86,912
Information Technology Services.....	56,082	-	56,082	44,945	-	44,945	51,417	-	51,417
Security Services.....	97,527	-	97,527	92,623	-	92,623	152,403	-	152,403
Wireless Program.....	23,770	-	23,770	23,770	-	23,770	-	-	23,770
Homeland Secure Data Network.....	26,038	-	26,038	47,673	-	47,673	47,661	-	47,661
<b>SUBTOTAL, CIO Gross Discretionary</b> .....	<b>228,405</b>	<b>60,687</b>	<b>289,092</b>	<b>205,234</b>	<b>66,935</b>	<b>272,169</b>	<b>272,060</b>	<b>66,333</b>	<b>338,393</b>
<b>ANALYSIS &amp; OPERATIONS</b>									
Analysis & Operations.....	276,218	-	276,218	327,373	-	327,373	357,345	-	357,345
<b>SUBTOTAL, A&amp;O Gross Discretionary</b> .....	<b>304,500</b>	<b>-</b>	<b>304,500</b>	<b>327,373</b>	<b>-</b>	<b>327,373</b>	<b>357,345</b>	<b>-</b>	<b>357,345</b>
<b>OFFICE OF THE INSPECTOR GENERAL</b> <sup>6</sup>									
Office of the Inspector General.....	-	116,711	116,711	-	98,513	98,513	-	127,874	127,874
<b>SUBTOTAL, OIG Gross Discretionary</b> .....	<b>-</b>	<b>116,711</b>	<b>116,711</b>	<b>-</b>	<b>98,513</b>	<b>98,513</b>	<b>-</b>	<b>127,874</b>	<b>127,874</b>
<b>U.S. CUSTOMS AND BORDER PROTECTION</b> <sup>7</sup>									
Salaries and Expenses.....	5,707,814	1,052,746	6,760,560	6,465,324	1,137,882	7,603,206	6,454,671	1,168,397	7,623,068
Automation Modernization.....	231,680	251,679	483,359	463,359	255,667	719,026	511,334	231,223	746,557
(Construction) Facilities Management Program.....	348,363	-	348,363	403,201	-	403,201	678,633	-	678,633
Border Security, Fencing, Infrastructure and Technology.....	1,282,850	-	1,282,850	775,000	-	775,000	779,452	-	779,452
Air and Marine Interdiction, Operations, Maintenance and Procurement.....	381,932	188,115	570,047	353,760	174,240	528,000	338,903	166,923	505,826
Small Airports User Fee - discretionary.....	7,057	-	7,057	7,057	-	7,057	8,164	-	8,164
Fee Accounts & Trust Funds.....	1,453,100	-	1,453,100	1,446,985	-	1,446,985	1,389,381	-	1,389,381
<b>SUBTOTAL, CBP Gross Discretionary</b> .....	<b>7,959,696</b>	<b>1,472,540</b>	<b>9,432,236</b>	<b>8,260,009</b>	<b>1,567,789</b>	<b>9,827,798</b>	<b>8,491,046</b>	<b>1,566,543</b>	<b>10,057,588</b>
<b>CBP Mandatory</b> .....	<b>1,453,100</b>	<b>-</b>	<b>1,453,100</b>	<b>1,446,985</b>	<b>-</b>	<b>1,446,985</b>	<b>1,389,381</b>	<b>-</b>	<b>1,389,381</b>
<b>U.S. IMMIGRATION &amp; CUSTOMS ENFORCEMENT</b> <sup>8</sup>									
Salaries and Expenses.....	4,078,140	609,377	4,687,517	4,286,673	640,537	4,927,210	4,652,761	695,240	5,348,000
Federal Protective Service Fee.....	613,000	-	613,000	640,000	-	640,000	640,000	-	640,000
Automation Modernization.....	192,490	-	192,490	30,700	-	30,700	57,000	-	57,000
Construction.....	16,500	-	16,500	5,000	-	5,000	110,000	-	110,000
Fee Accounts.....	239,366	-	239,366	299,000	-	299,000	304,800	-	304,800
<b>SUBTOTAL, ICE Gross Discretionary</b> .....	<b>4,738,340</b>	<b>609,377</b>	<b>5,347,717</b>	<b>4,988,673</b>	<b>640,537</b>	<b>5,629,210</b>	<b>4,762,761</b>	<b>695,240</b>	<b>5,458,000</b>
Less Offsetting Collections for FPS.....	(613,000)	-	(613,000)	(640,000)	-	(640,000)	-	-	-
<b>ICE Net Discretionary</b> .....	<b>4,125,340</b>	<b>609,377</b>	<b>4,734,717</b>	<b>4,348,673</b>	<b>640,537</b>	<b>4,989,210</b>	<b>4,762,761</b>	<b>695,240</b>	<b>5,458,000</b>
<b>ICE Mandatory</b> .....	<b>239,366</b>	<b>-</b>	<b>239,366</b>	<b>299,000</b>	<b>-</b>	<b>299,000</b>	<b>304,800</b>	<b>-</b>	<b>304,800</b>
<b>TRANSPORTATION SECURITY ADMINISTRATION</b> <sup>9</sup>									
Aviation Security.....	4,774,241	-	4,774,241	4,740,913	-	4,740,913	5,330,450	-	5,330,450
Offsetting Collections: Security Fees (less Aviation Security Fund).....	(2,113,250)	-	(2,113,250)	(2,322,720)	-	(2,322,720)	(2,248,541)	-	(2,248,541)
Surface Transportation Security.....	46,613	-	46,613	63,431	-	63,431	128,416	-	128,416
Transportation Threat Assessment & Credentialing.....	192,490	-	192,490	162,718	-	162,718	215,999	-	215,999
Credentialing Fee Offsets.....	(40,230)	-	(40,230)	(46,700)	-	(46,700)	(24,000)	-	(24,000)
Transportation Security Support.....	523,515	-	523,515	950,235	-	950,235	1,004,600	-	1,004,600
Federal Air Marshal Service.....	769,500	-	769,500	819,481	-	819,481	860,111	-	860,111
Fee Accounts - Mandatory.....	436,921	-	436,921	254,000	-	254,000	254,000	-	254,000
<b>SUBTOTAL, TSA Gross Discretionary</b> .....	<b>6,306,359</b>	<b>-</b>	<b>6,306,359</b>	<b>6,736,778</b>	<b>-</b>	<b>6,736,778</b>	<b>7,539,576</b>	<b>-</b>	<b>7,539,576</b>
Less Offsetting Collections for Security Fees.....	(2,113,250)	-	(1,873,367)	(2,322,720)	-	(2,322,720)	(2,248,541)	-	(2,248,541)
Less Offsetting Collections for Support Fees.....	-	-	-	-	-	-	-	-	(20)
Less Offsetting Collections for Credentialing Fees.....	(85,900)	-	(85,900)	(46,700)	-	(46,700)	(24,000)	(20)	(24,000)
Recission of Prior Year Funds.....	(4,500)	-	(4,500)	(31,000)	-	(31,000)	-	-	-
<b>TSA Net Discretionary</b> .....	<b>4,188,609</b>	<b>-</b>	<b>4,188,609</b>	<b>4,383,058</b>	<b>-</b>	<b>4,383,058</b>	<b>5,291,035</b>	<b>(20)</b>	<b>5,291,035</b>
<b>TSA Mandatory</b> .....	<b>503,000</b>	<b>-</b>	<b>503,000</b>	<b>254,000</b>	<b>-</b>	<b>254,000</b>	<b>250,000</b>	<b>-</b>	<b>250,000</b>
TSA Mandatory Offsetting Collections for Alien Flight School.....	(3,891)	-	(3,891)	(4,000)	-	(4,000)	4,000	-	4,000
<b>U.S. COAST GUARD</b> <sup>10/11</sup>									
Operating Expenses.....	2,146,923	3,967,031	6,113,954	2,195,378	3,999,547	6,194,925	2,357,988	4,198,200	6,556,188
Environment Compliance and Restoration.....	-	13,000	13,000	-	13,000	-	-	13,198	13,198
Reserve Training.....	44,555	82,328	126,883	46,247	84,254	130,501	47,922	85,710	133,632
Acquisition, Construction and Improvements.....	500,795	787,024	1,287,819	475,334	999,242	1,474,576	480,570	903,410	1,383,980
Alteration of Bridges.....	-	16,000	16,000	-	16,000	-	-	-	-
Research, Development, Test and Evaluation.....	4,979	20,021	25,000	5,538	12,462	18,000	2,646	17,099	19,745
Health Care Fund Contribution.....	95,553	176,558	272,111	91,185	166,120	257,305	95,670	170,336	266,006
Retired Pay.....	422,196	762,324	1,184,720	398,442	838,303	1,236,745	465,947	895,298	1,361,245
Boat Safety.....	-	132,924	132,924	-	133,552	-	-	130,589	130,589
Oil Spill Recovery.....	-	76,286	76,286	-	149,095	-	149,095	91,000	91,000
Gift Fund.....	696	1,290	1,986	29	51	1,986	29	51	80
<b>SUBTOTAL, USCG Gross Discretionary</b> .....	<b>2,793,501</b>	<b>5,061,962</b>	<b>7,855,467</b>	<b>2,813,682</b>	<b>5,290,625</b>	<b>8,104,307</b>	<b>2,984,796</b>	<b>5,387,953</b>	<b>8,372,749</b>
<b>USCG Mandatory</b> .....	<b>422,892</b>	<b>973,024</b>	<b>1,395,916</b>	<b>398,471</b>	<b>1,121,001</b>	<b>1,519,472</b>	<b>465,976</b>	<b>1,110,886</b>	<b>1,576,862</b>

Fiscal Year 2008 – 2010 Homeland and Non-Homeland Allocations

Department of Homeland Security									
April 28, 2009									
	2008			2009			2010		
	Revised Enacted		Total Amount	Revised Enacted		Total Amount	Revised Enacted		Total Amount
	Homeland Amount	Non-Homeland Amount		Homeland Amount	Non-Homeland Amount		Homeland Amount	Non-Homeland Amount	
<b>U.S. SECRET SERVICE<sup>12</sup></b>									
Salaries and expenses.....	1,325,256	74,015	1,399,271	1,317,735	90,994	1,408,729	1,386,112	99,497	1,485,609
Acquisition, Construction, Improvements, and Related Expenses.....	3,502	223	3,725	3,972	253	4,225	3,751	224	3,975
<b>SUBTOTAL, USSS Gross Discretionary.....</b>	<b>1,328,758</b>	<b>74,238</b>	<b>1,402,996</b>	<b>1,321,707</b>	<b>91,247</b>	<b>1,412,954</b>	<b>1,389,863</b>	<b>99,721</b>	<b>1,489,584</b>
USSS Mandatory.....	-	-	-	-	225,000	225,000	-	220,000	220,000
<b>National Protection and Programs Directorate</b>									
Management and Administration.....	45,146	-	45,146	51,350	-	51,350	44,577	-	44,577
Infrastructure Protection and Information Security (IPIS).....	651,330	-	651,330	806,913	-	806,913	918,166	-	918,166
US Visit and Immigrant Status Indicator Technology.....	475,000	-	475,000	300,000	-	300,000	356,194	-	356,194
Federal Protective Service (Offsetting).....	-	-	-	-	-	-	640,000	-	640,000
<b>SUBTOTAL, NPPD Gross Discretionary.....</b>	<b>1,171,476</b>	<b>-</b>	<b>1,171,476</b>	<b>1,158,263</b>	<b>-</b>	<b>1,158,263</b>	<b>1,958,937</b>	<b>-</b>	<b>1,958,937</b>
Less Offsetting Collections for FPS.....	-	-	-	-	-	-	-	(640,000)	(640,000)
NPPD Net Discretionary.....	1,171,476	-	1,171,476	1,158,263	-	1,158,263	1,958,937	(640,000)	1,318,937
<b>OFFICE OF HEALTH AFFAIRS</b>									
Office of Health Affairs.....	118,375	-	118,375	157,191	-	157,191	138,000	-	138,000
<b>SUBTOTAL, Office of Health Affairs.....</b>	<b>118,375</b>	<b>-</b>	<b>118,375</b>	<b>157,191</b>	<b>-</b>	<b>157,191</b>	<b>138,000</b>	<b>-</b>	<b>138,000</b>
<b>FEDERAL EMERGENCY MANAGEMENT AGENCY<sup>15</sup></b>									
State and Local Program.....	3,422,499	95,301	3,517,800	3,400,700	70,000	3,470,700	3,302,000	565,000	3,867,000
Assistance to Firefighter Grants (AFG).....	-	750,000	750,000	775,000	-	775,000	-	-	-
United States Fire Administration (USFA).....	-	43,300	43,300	-	44,979	44,979	-	45,588	45,588
Management and Administration.....	95,721	621,279	717,000	259,770	577,667	837,437	279,006	573,194	852,200
National Pre-Disaster Mitigation Fund.....	-	114,000	114,000	-	90,000	90,000	-	150,000	150,000
Emergency Food and Shelter.....	-	153,000	153,000	-	200,000	200,000	-	100,000	100,000
Disaster Relief.....	-	13,173,000	13,173,000	-	1,400,000	1,400,000	-	2,000,000	2,000,000
Flood Map Modernization Fund.....	-	220,000	220,000	-	220,000	220,000	-	220,000	220,000
Direct Assistance Disaster Loan Program Account.....	-	875	875	-	295	295	-	295	295
National Flood Mitigation Fund.....	-	34,000	34,000	-	-	-	-	-	-
Flood Mitigation Fund Offsetting Collections.....	-	-	-	-	-	-	-	-	-
NRH Offsetting Collections - Discretionary.....	-	111,000	111,000	-	(156,599)	(156,599)	-	(159,469)	(159,469)
Mandatory National Flood Insurance Fund.....	-	2,833,000	2,833,000	-	3,037,000	3,037,000	-	3,085,000	3,085,000
Offsetting Collections - Mandatory.....	-	-	-	-	-	-	-	-	-
Radiological Emergency Preparedness Program.....	-	977	977	-	(505)	(505)	-	(265)	(265)
Offsetting Collections (REPP) - Discretionary.....	-	(977)	(977)	-	(505)	(505)	-	(265)	(265)
<b>SUBTOTAL, FEMA Gross Discretionary.....</b>	<b>3,518,220</b>	<b>15,280,778</b>	<b>18,798,998</b>	<b>4,435,470</b>	<b>2,759,035</b>	<b>7,194,505</b>	<b>3,581,006</b>	<b>3,813,546</b>	<b>7,394,552</b>
Less Offsetting Collections for National Flood Insurance Fund - Discretionary.....	-	(111,000)	(111,000)	-	(156,599)	(156,599)	-	(159,469)	(159,469)
Less Offsetting Collections for Flood Mitigation Fund.....	-	-	-	-	-	-	-	-	-
FEMA Net Discretionary.....	3,518,220	15,169,778	18,687,998	4,435,470	2,602,436	7,037,906	3,581,006	3,654,077	7,235,083
FEMA Mandatory.....	-	2,833,000	2,833,000	-	3,037,000	3,037,000	-	3,085,000	3,085,000
<b>CITIZENSHIP &amp; IMMIGRATION SERVICES</b>									
Salaries and Expenses.....	-	80,973	80,973	-	151,740	151,740	-	364,000	364,000
<b>SUBTOTAL, UCIS Gross Discretionary.....</b>	<b>-</b>	<b>80,973</b>	<b>80,973</b>	<b>-</b>	<b>151,740</b>	<b>151,740</b>	<b>-</b>	<b>364,000</b>	<b>364,000</b>
UCIS Mandatory.....	-	2,357,375	2,357,375	-	2,539,186	2,539,186	-	2,503,232	2,503,232



Fiscal Year 2008 – 2010 Homeland and Non-Homeland Allocations

Department of Homeland Security									
April 28, 2009									
	2008			2009			2010		
	Revised Enacted		Total	Revised Enacted		Total	Revised Enacted		Total
	Homeland	Non-Homeland		Homeland	Non-Homeland		Homeland	Non-Homeland	
	Amount	Amount	Amount	Amount	Amount	Amount	Amount	Amount	Amount
<b>FEDERAL LAW ENFORCEMENT TRAINING CENTER <sup>16</sup></b>									
Salaries and Expenses.....	180,562	58,150	238,712	174,470	72,060	246,530	171,899	73,457	245,356
Acquisition, Construction, Improvements & Related Expenses.....	41,693	13,897	55,590	61,384	25,072	86,456	31,723	11,733	43,456
<b>SUBTOTAL, FLETC Gross Discretionary.....</b>	<b>222,255</b>	<b>72,047</b>	<b>294,302</b>	<b>235,854</b>	<b>97,132</b>	<b>332,986</b>	<b>203,622</b>	<b>85,190</b>	<b>288,812</b>
<b>SCIENCE &amp; TECHNOLOGY DIRECTORATE <sup>17</sup></b>									
Management and Administration.....	-	138,600	138,600	-	132,100	132,100	-	142,200	142,200
Research & Development.....	691,735	-	691,735	800,487	-	800,487	826,191	-	826,191
<b>SUBTOTAL, S&amp;T Gross Discretionary.....</b>	<b>691,735</b>	<b>138,600</b>	<b>830,335</b>	<b>800,487</b>	<b>132,100</b>	<b>932,587</b>	<b>826,191</b>	<b>142,200</b>	<b>968,391</b>
<b>DOMESTIC NUCLEAR DETECTION OFFICE</b>									
Research, Development, Acquisition, and Operations.....	484,750	-	484,750	514,191	-	514,191	366,136	-	366,136
<b>SUBTOTAL, DNDO Gross Discretionary.....</b>	<b>484,750</b>	<b>-</b>	<b>484,750</b>	<b>514,191</b>	<b>-</b>	<b>514,191</b>	<b>366,136</b>	<b>-</b>	<b>366,136</b>
Net Discretionary.....	27,036,154	23,159,154	50,195,308	28,895,012	11,161,918	40,056,930	29,396,074	13,317,848	42,713,922
Discretionary Offsetting Collections.....	2,812,150	111,000	2,923,150	3,009,420	156,599	3,166,019	2,272,541	799,489	3,072,030
Less rescission of prior year carryover.....	-	-	-	(61,373)	-	(61,373)	-	-	-
<b>Gross Discretionary.....</b>	<b>30,071,020</b>	<b>23,048,154</b>	<b>53,118,478</b>	<b>32,217,630</b>	<b>11,005,319</b>	<b>43,161,576</b>	<b>33,267,593</b>	<b>12,518,361</b>	<b>45,785,952</b>
Mandatory, Fees, Trust Funds.....	3,041,250	6,150,204	9,191,454	2,398,456	6,922,187	9,320,643	2,410,157	6,919,118	9,329,275
Total Budget Authority.....	33,112,379	29,202,229	62,309,912	34,612,086	17,931,506	52,482,219	35,673,750	19,441,479	55,115,227

