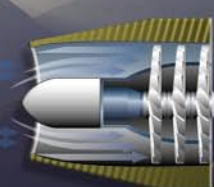
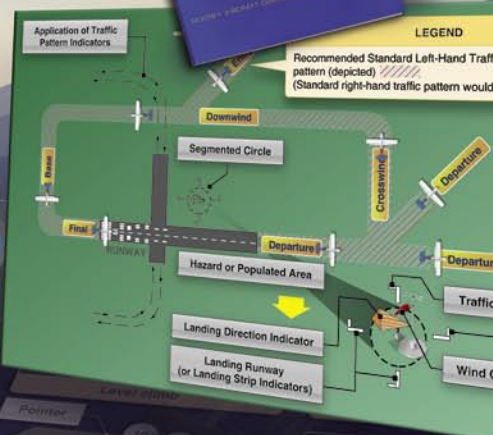

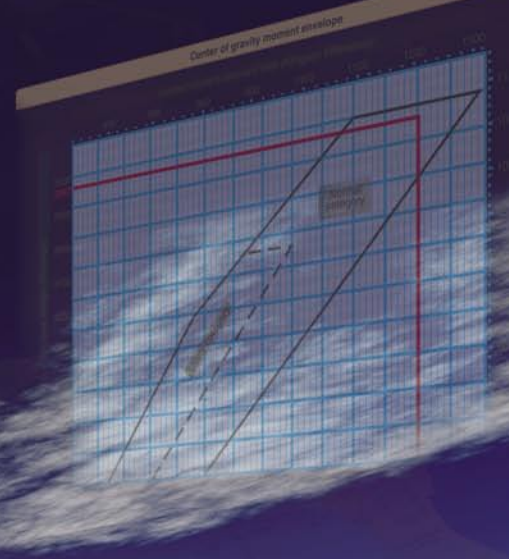


Pilot's Handbook of Aeronautical Knowledge



U.S. Department of Transportation
Federal Aviation Administration



Altitude
Airspeed
Attitude
Heading
Engine gauges
Artificial horizon
Adjustment
Level right bank
Level left bank
Climbing left bank
Descending left bank

Pilot's Handbook of Aeronautical Knowledge

2008

U.S. Department of Transportation
FEDERAL AVIATION ADMINISTRATION
Flight Standards Service

Preface

The Pilot's Handbook of Aeronautical Knowledge provides basic knowledge that is essential for pilots. This handbook introduces pilots to the broad spectrum of knowledge that will be needed as they progress in their pilot training. Except for the Code of Federal Regulations pertinent to civil aviation, most of the knowledge areas applicable to pilot certification are presented. This handbook is useful to beginning pilots, as well as those pursuing more advanced pilot certificates.

Occasionally the word "must" or similar language is used where the desired action is deemed critical. The use of such language is not intended to add to, interpret, or relieve a duty imposed by Title 14 of the Code of Federal Regulations (14 CFR).

It is essential for persons using this handbook to become familiar with and apply the pertinent parts of 14 CFR and the Aeronautical Information Manual (AIM). The AIM is available online at www.faa.gov. The current Flight Standards Service airman training and testing material and learning statements for all airman certificates and ratings can be obtained from www.faa.gov.

This handbook supersedes FAA-H-8083-25, Pilot's Handbook of Aeronautical Knowledge, dated 2003.

This handbook is available for download, in PDF format, from www.faa.gov.

This handbook is published by the United States Department of Transportation, Federal Aviation Administration, Airman Testing Standards Branch, AFS-630, P.O. Box 25082, Oklahoma City, OK 73125.

Comments regarding this publication should be sent, in email form, to the following address:

AFS630comments@faa.gov

Acknowledgments

The Pilot's Handbook of Aeronautical Knowledge was produced by the Federal Aviation Administration (FAA) with the assistance of Safety Research Corporation of America. The FAA wishes to acknowledge the following contributors:

Mrs. Nancy A. Wright for providing imagery of a de Havilland DH-4 inaugural air mail flight (Chapter 1)

The Raab Collection, Philadelphia, Pennsylvania, for images of the first pilot license (Chapter 1)

Sandy Kenyon and Rod Magner (magicair.com) for photo of 1929 TravelAir 4000 (Chapter 1)

Adventure Seaplanes for photos of a ski and float training plane (Chapter 2)

Jack Davis, Stearman Restorers Association, for photo of a 1941 PT-17 Army Air Corps trainer (Chapter 2)

Michael J. Hoke, Abaris Training Resources, Inc., for images and information about composite aircraft (Chapter 2)

M. van Leeuwen (www.zap16.com) for image of Piaggio P-180 (Chapter 5)

Greg Richter, Blue Mountain Avionics, for autopilot information and imagery (Chapter 5)

Mountain High E&S Company for various images provided regarding oxygen systems (Chapter 6)

Jeff Callahan, Aerox, for image of MSK-AS Silicone Mask without Microphone (Chapter 6)

Nonin Medical, Inc. for image of Onyx pulse oximeter (Chapter 6)

Pilotfriend.com for photo of a TKS Weeping Wing (Chapter 6)

Chelton Flight Systems for image of FlightLogic (Chapter 7)

Avidyne Corporation for image of the Entegra (Chapter 7)

Teledyne Controls for image of an air data computer (Chapter 7)

Watson Industries, Inc. (www.watson-gyro.com) for image of Attitude and Heading Reference system (Chapter 7)

Dr. Pat Veillette for information used on decision-making (Chapter 17)

John Park for image of spinning plates (Chapter 17)

Cessna Aircraft Company, Columbia Aircraft Manufacturing Corporation, Eclipse Aviation Corporation, Garmin Ltd., The Boeing Company for images provided and used throughout the Handbook.

Additional appreciation is extended to the Aircraft Owners and Pilots Association (AOPA), the AOPA Air Safety Foundation, the General Aviation Manufacturers Association (GAMA), and the National Business Aviation Association (NBAA) for their technical support and input.

Table of Contents

Preface	iii	Pilot Certifications	1-13
Acknowledgments	v	Sport Pilot	1-14
Table of Contents	vii	Recreational Pilot	1-14
Chapter 1		Private Pilot	1-14
Introduction To Flying	1-1	Commercial Pilot	1-14
Introduction	1-1	Airline Transport Pilot	1-15
History of Flight	1-2	Selecting a Flight School	1-15
History of the Federal Aviation Administration (FAA)	1-3	How To Find a Reputable Flight Program	1-15
Transcontinental Air Mail Route	1-4	How To Choose a Certificated Flight Instructor	
Federal Certification of Pilots and Mechanics	1-4	(CFI)	1-16
The Civil Aeronautics Act of 1938	1-5	The Student Pilot	1-16
The Federal Aviation Act of 1958	1-6	Basic Requirements	1-16
Department of Transportation (DOT)	1-6	Medical Certification Requirements	1-17
Air Traffic Control (ATC) Automation	1-6	Becoming a Pilot	1-17
The Professional Air Traffic Controllers		Knowledge and Skill Examinations	1-18
Organization (PATCO) Strike	1-7	Knowledge Examination	1-18
The Airline Deregulation Act of 1978	1-7	When To Take the Examination	1-18
Role of the Federal Aviation Administration (FAA)	1-7	Where To Take the Examination	1-18
The Code of Federal Regulations (CFR)	1-7	Practical Examination	1-18
Primary Locations of the FAA	1-8	When To Take the Practical Exam	1-19
Field Offices	1-8	Who Administers the Practical Examination?	1-20
Aviation Safety Inspector (ASI)	1-9	Role of the Certificated Flight Instructor	1-20
FAA Safety Team (FAASTeam)	1-9	Role of the Designated Pilot Examiner	1-20
Obtaining Assistance from the FAA	1-9	Chapter Summary	1-21
FAA Reference Material	1-9		
Aeronautical Information Manual (AIM)	1-9	Chapter 2	
Handbooks	1-10	Aircraft Structure	2-1
Advisory Circulars (ACs)	1-10	Introduction	2-1
Flight Publications	1-11	Lift and Basic Aerodynamics	2-2
Pilot and Aeronautical Information	1-11	Major Components	2-3
Notices to Airmen (NOTAMS)	1-11	Fuselage	2-3
Safety Program Airmen Notification		Wings	2-3
System (SPANS)	1-12	Empennage	2-5
Aircraft Types and Categories	1-12	Landing Gear	2-6
Ultralight Vehicles	1-12	The Powerplant	2-6
Light Sport Aircraft (LSA) Category	1-12	Subcomponents	2-7
		Types of Aircraft Construction	2-7
		Truss Structure	2-7
		Semimonocoque	2-8

Composite Construction.....	2-8	Avoiding Wake Turbulence	4-8
History	2-8	Ground Effect.....	4-9
Composite Materials in Aircraft	2-9	Axes of an Aircraft.....	4-11
Advantages of Composites	2-9	Moment and Moment Arm	4-12
Disadvantages of Composites.....	2-9	Aircraft Design Characteristics	4-12
Fluid Spills on Composites.....	2-10	Stability	4-12
Lightning Strike Protection.....	2-10	Static Stability.....	4-13
The Future of Composites	2-11	Dynamic Stability	4-13
Instrumentation: Moving into the Future	2-11	Longitudinal Stability (Pitching).....	4-14
Control Instruments	2-12	Lateral Stability (Rolling).....	4-16
Navigation Instruments	2-12	Vertical Stability (Yawing).....	4-17
Global Positioning System (GPS).....	2-12	Free Directional Oscillations (Dutch Roll)	4-18
Chapter 3		Spiral Instability	4-18
Principles of Flight	3-1	Aerodynamic Forces in Flight Maneuvers.....	4-19
Introduction.....	3-1	Forces in Turns.....	4-19
Structure of the Atmosphere	3-1	Forces in Climbs.....	4-21
Atmospheric Pressure.....	3-2	Forces in Descents.....	4-21
Pressure Altitude	3-2	Stalls	4-22
Density Altitude	3-3	Basic Propeller Principles.....	4-23
Effect of Pressure on Density	3-3	Torque and P-Factor.....	4-26
Effect of Temperature on Density	3-3	Torque Reaction	4-26
Effect of Humidity (Moisture) on Density	3-3	Corkscrew Effect.....	4-26
Theories in the Production of Lift.....	3-4	Gyroscopic Action.....	4-27
Newton's Basic Laws of Motion.....	3-4	Asymmetric Loading (P-Factor)	4-27
Magnus Effect	3-4	Load Factors.....	4-28
Flow of Air Against a Nonrotating Cylinder	3-5	Load Factors in Aircraft Design.....	4-28
A Rotating Cylinder in a Motionless Fluid.....	3-5	Load Factors in Steep Turns.....	4-29
A Rotating Cylinder in a Moving Fluid.....	3-5	Load Factors and Stalling Speeds	4-30
Bernoulli's Principle of Differential Pressure	3-7	Load Factors and Flight Maneuvers.....	4-31
Airfoil Design	3-7	Vg Diagram	4-32
Low Pressure Above	3-8	Rate of Turn	4-33
High Pressure Below	3-9	Radius of Turn.....	4-34
Pressure Distribution	3-9	Weight and Balance	4-35
Airfoil Behavior	3-10	Effect of Weight on Flight Performance	4-37
A Third Dimension	3-10	Effect of Weight on Aircraft Structure.....	4-37
Chapter Summary	3-10	Effect of Weight on Stability and Controllability	4-38
		Effect of Load Distribution	4-38
		High Speed Flight	4-39
		Subsonic Versus Supersonic Flow	4-39
Chapter 4		Speed Ranges	4-40
Aerodynamics of Flight.....	4-1	Mach Number Versus Airspeed	4-41
Forces Acting on the Aircraft	4-1	Boundary Layer.....	4-41
Thrust	4-2	Laminar Boundary Layer Flow	4-41
Drag	4-3	Turbulent Boundary Layer Flow	4-41
Parasite Drag.....	4-4	Boundary Layer Separation	4-41
Induced Drag	4-5	Shock Waves	4-42
Lift/Drag Ratio.....	4-6	Sweepback.....	4-43
Weight	4-7	Mach Buffet Boundaries	4-44
Lift.....	4-7	High Speed Flight Controls.....	4-45
Wingtip Vortices.....	4-8	Chapter Summary	4-46
Formation of Vortices	4-8		

Chapter 5	
Flight Controls.....5-1	
Introduction.....5-1	
Flight Control Systems5-2	
Flight Controls.....5-2	
Primary Flight Controls.....5-2	
Elevator.....5-5	
T-Tail.....5-6	
Stabilator.....5-6	
Canard.....5-7	
Rudder.....5-7	
V-Tail.....5-8	
Secondary Flight Controls.....5-8	
Flaps.....5-8	
Leading Edge Devices5-9	
Spoilers5-10	
Trim Tabs.....5-10	
Balance Tabs.....5-11	
Antiservo Tabs.....5-11	
Ground Adjustable Tabs.....5-11	
Adjustable Stabilizer.....5-12	
Autopilot5-12	
Chapter Summary5-12	
Chapter 6	
Aircraft Systems.....6-1	
Introduction.....6-1	
Powerplant6-1	
Reciprocating Engines.....6-2	
Propeller6-4	
Fixed-Pitch Propeller.....6-5	
Adjustable-Pitch Propeller.....6-6	
Induction Systems6-7	
Carburetor Systems6-7	
Mixture Control6-8	
Carburetor Icing.....6-8	
Carburetor Heat6-9	
Carburetor Air Temperature Gauge.....6-10	
Outside Air Temperature Gauge6-10	
Fuel Injection Systems6-10	
Superchargers and Turbosuperchargers.....6-11	
Superchargers6-12	
Turbosuperchargers6-12	
System Operation.....6-13	
High Altitude Performance.....6-14	
Ignition System.....6-14	
Oil Systems6-15	
Engine Cooling Systems.....6-16	
Exhaust Systems6-17	
Starting System.....6-18	

Combustion.....6-18	
Full Authority Digital Engine Control (FADEC).....6-19	
Turbine Engines6-20	
Types of Turbine Engines6-20	
Turbojet.....6-20	
Turboprop6-20	
Turbofan6-20	
Turboshaft.....6-20	
Turbine Engine Instruments6-22	
Engine Pressure Ratio (EPR)6-22	
Exhaust Gas Temperature (EGT)6-22	
Torquemeter.....6-22	
N ₁ Indicator.....6-22	
N ₂ Indicator.....6-22	
Turbine Engine Operational Considerations6-22	
Engine Temperature Limitations6-22	
Thrust Variations6-22	
Foreign Object Damage (FOD)6-23	
Turbine Engine Hot/Hung Start.....6-23	
Compressor Stalls6-23	
Flameout6-23	
Performance Comparison.....6-24	
Airframe Systems6-25	
Fuel Systems6-25	
Gravity-Feed System6-25	
Fuel-Pump System6-25	
Fuel Primer.....6-25	
Fuel Tanks6-25	
Fuel Gauges.....6-26	
Fuel Selectors6-26	
Fuel Strainers, Sumps, and Drains6-26	
Fuel Grades6-26	
Fuel Contamination6-27	
Refueling Procedures.....6-27	
Electrical System6-28	
Hydraulic Systems6-30	
Landing Gear.....6-31	
Tricycle Landing Gear Airplanes6-31	
Tailwheel Landing Gear Airplanes.....6-31	
Fixed and Retractable Landing Gear6-31	
Brakes.....6-32	
Pressurized Aircraft6-32	
Oxygen Systems.....6-34	
Oxygen Masks.....6-35	
Cannula.....6-35	
Pressure-Demand Oxygen Systems6-36	
Continuous-Flow Oxygen System6-36	
Electrical Pulse-Demand Oxygen System.....6-36	
Pulse Oximeters.....6-37	

Servicing of Oxygen Systems	6-37
Anti-Ice and Deice Systems.....	6-37
Airfoil Anti-Ice and Deice	6-37
Windscreen Anti-Ice	6-38
Propeller Anti-Ice.....	6-38
Other Anti-Ice and Deice Systems	6-39
Chapter Summary	6-39

Chapter 7

Flight Instruments	7-1
Introduction.....	7-1
Pitot-Static Flight Instruments	7-1
Impact Pressure Chamber and Lines	7-2
Static Pressure Chamber and Lines	7-2
Altimeter.....	7-3
Principle of Operation.....	7-3
Effect of Nonstandard Pressure and Temperature ..	7-4
Setting the Altimeter.....	7-5
Altimeter Operation.....	7-6
Types of Altitude	7-6
Instrument Check.....	7-7
Vertical Speed Indicator (VSI).....	7-7
Principle of Operation.....	7-7
Instrument Check.....	7-8
Airspeed Indicator (ASI).....	7-8
Airspeed Indicator Markings	7-9
Other Airspeed Limitations	7-10
Instrument Check.....	7-10
Blockage of the Pitot-Static System.....	7-10
Blocked Pitot System.....	7-10
Blocked Static System	7-11
Electronic Flight Display (EFD).....	7-12
Airspeed Tape	7-12
Attitude Indicator	7-12
Altimeter.....	7-12
Vertical Speed Indicator (VSI).....	7-12
Heading Indicator	7-12
Turn Indicator.....	7-12
Tachometer.....	7-12
Slip/Skid Indicator.....	7-13
Turn Rate Indicator	7-13
Air Data Computer (ADC).....	7-14
Trend Vectors	7-14
Gyroscopic Flight Instruments.....	7-15
Gyroscopic Principles	7-15
Rigidity in Space.....	7-15
Precession	7-15
Sources of Power.....	7-16
Turn Indicators	7-16
Turn-and-Slip Indicator	7-17
Turn Coordinator	7-17

Inclinometer	7-18
Yaw String	7-18
Instrument Check.....	7-18
Attitude Indicator	7-18
Heading Indicator	7-20
Attitude and Heading Reference System (AHRS) ...	7-20
The Flux Gate Compass System	7-20
Remote Indicating Compass.....	7-21
Instrument Check.....	7-22
Compass Systems	7-22
Magnetic Compass	7-22
Magnetic Compass Induced Errors.....	7-23
The Vertical Card Magnetic Compass	7-26
Lags or Leads.....	7-26
Eddy Current Damping.....	7-26
Outside Air Temperature (OAT) Gauge.....	7-26
Chapter Summary	7-26

Chapter 8

Flight Manuals and Other Documents.....	8-1
Introduction.....	8-1
Preliminary Pages.....	8-2
General (Section 1).....	8-2
Limitations (Section 2).....	8-2
Airspeed.....	8-2
Powerplant	8-3
Weight and Loading Distribution	8-3
Flight Limits	8-4
Placards.....	8-4
Emergency Procedures (Section 3)	8-4
Normal Procedures (Section 4)	8-4
Performance (Section 5).....	8-4
Weight and Balance/Equipment List (Section 6).....	8-4
Systems Description (Section 7)	8-4
Handling, Service, and Maintenance (Section 8).....	8-4
Supplements (Section 9).....	8-5
Safety Tips (Section 10).....	8-5
Aircraft Documents.....	8-6
Certificate of Aircraft Registration.....	8-6
Light Sport Aircraft (LSA).....	8-7
Airworthiness Certificate.....	8-7
Aircraft Maintenance.....	8-8
Aircraft Inspections.....	8-8
Annual Inspection	8-8
100-Hour Inspection.....	8-9
Other Inspection Programs.....	8-9
Altimeter System Inspection	8-9
Transponder Inspection	8-9
Emergency Locator Transmitter	8-9
Preflight Inspections	8-9
Minimum Equipment Lists (MEL) and Operations With	

Inoperative Equipment	8-9	Takeoff and Landing Performance.....	10-11
Preventive Maintenance.....	8-11	Runway Surface and Gradient.....	10-11
Maintenance Entries	8-11	Water on the Runway and Dynamic Hydroplaning	10-13
Examples of Preventive Maintenance	8-11	Takeoff Performance.....	10-13
Repairs and Alterations	8-12	Landing Performance	10-15
Special Flight Permits	8-12	Performance Speeds.....	10-17
Airworthiness Directives (ADs)	8-12	Performance Charts.....	10-17
Aircraft Owner/Operator Responsibilities	8-13	Interpolation	10-18
Chapter Summary	8-14	Density Altitude Charts.....	10-18
Chapter 9		Takeoff Charts.....	10-19
Weight and Balance	9-1	Climb and Cruise Charts	10-20
Introduction.....	9-1	Crosswind and Headwind Component Chart.....	10-24
Weight Control.....	9-1	Landing Charts	10-25
Effects of Weight	9-1	Stall Speed Performance Charts.....	10-26
Weight Changes	9-2	Transport Category Airplane Performance.....	10-26
Balance, Stability, and Center of Gravity	9-2	Major Differences in Transport Category Versus Non-	
Effects of Adverse Balance	9-3	Transport Category Performance Requirements	10-27
Stability.....	9-3	Performance Requirements	10-27
Control.....	9-3	Takeoff.....	10-27
Management of Weight and Balance Control.....	9-4	Landing	10-27
Terms and Definitions	9-4	Takeoff Planning	10-27
Principles of Weight and Balance Computations.....	9-6	Runway Requirements	10-27
Weight and Balance Restrictions	9-7	Balanced Field Length.....	10-28
Determining Loaded Weight and CG	9-7	Climb Requirements	10-30
Computational Method.....	9-7	First Segment.....	10-30
Graph Method	9-7	Second Segment	10-31
Table Method	9-9	Third or Acceleration Segment	10-31
Computations With a Negative Arm.....	9-10	Fourth or Final Segment.....	10-31
Computations With Zero Fuel Weight.....	9-10	Second Segment Climb Limitations.....	10-31
Shifting, Adding, and Removing Weight.....	9-10	Air Carrier Obstacle Clearance Requirements.....	10-31
Weight Shifting.....	9-10	Summary of Takeoff Requirements	10-32
Weight Addition or Removal.....	9-11	Landing Performance	10-32
Chapter Summary	9-11	Planning the Landing.....	10-32
Chapter 10		Landing Requirements.....	10-32
Aircraft Performance.....	10-1	Approach Climb Requirements	10-32
Introduction.....	10-1	Landing Runway Required.....	10-33
Importance of Performance Data	10-1	Summary of Landing Requirements	10-33
Structure of the Atmosphere	10-2	Chapter Summary	10-34
Atmospheric Pressure	10-2	Chapter 11	
Pressure Altitude.....	10-3	Weather Theory	11-1
Density Altitude.....	10-3	Introduction.....	11-1
Effects of Pressure on Density	10-4	Atmosphere	11-2
Effects of Temperature on Density	10-5	Composition of the Atmosphere	11-2
Effects of Humidity (Moisture) on Density	10-5	Atmospheric Circulation	11-3
Performance	10-5	Atmospheric Pressure.....	11-3
Straight-and-Level Flight.....	10-5	Coriolis Force.....	11-3
Climb Performance	10-6	Measurement of Atmosphere Pressure	11-4
Range Performance	10-8	Altitude and Atmospheric Pressure	11-5
Region of Reversed Command	10-10	Altitude and Flight.....	11-6
		Altitude and the Human Body	11-6

Wind and Currents	11-7	Upper Air Observations	12-2
Wind Patterns	11-7	Radar Observations	12-2
Convective Currents	11-7	Satellite	12-3
Effect of Obstructions on Wind	11-8	Satellite Weather	12-3
Low-Level Wind Shear	11-11	Satellite Weather Products	12-4
Wind and Pressure Representation on Surface		Service Outlets	12-4
Weather Maps	11-11	Automated Flight Service Station (AFSS)	12-4
Atmospheric Stability	11-12	Transcribed Information Briefing Service (TIBS) ...	12-4
Inversion	11-13	Direct User Access Terminal Service (DUATS)	12-4
Moisture and Temperature	11-13	En Route Flight Advisory Service (EFAS)	12-5
Relative Humidity	11-13	Hazardous Inflight Weather Advisory (HIWAS)	12-5
Temperature/Dew Point Relationship	11-13	Transcribed Weather Broadcast (TWEB)	12-5
Methods by Which Air Reaches the		Weather Briefings	12-5
Saturation Point	11-14	Standard Briefing	12-5
Dew and Frost	11-15	Abbreviated Briefing	12-6
Fog	11-15	Outlook Briefing	12-6
Clouds	11-15	Aviation Weather Reports	12-6
Ceiling	11-17	Aviation Routine Weather Report (METAR)	12-6
Visibility	11-18	Pilot Weather Reports (PIREPs)	12-8
Precipitation	11-18	Radar Weather Reports (RAREP)	12-9
Air Masses	11-18	Aviation Forecasts	12-10
Fronts	11-18	Terminal Aerodrome Forecasts (TAF)	12-10
Warm Front	11-19	Area Forecasts (FA)	12-11
Flight Toward an Approaching Warm Front	11-20	Inflight Weather Advisories	12-12
Cold Front	11-20	AIRMET	12-12
Fast-Moving Cold Front	11-21	SIGMET	12-13
Flight Toward an Approaching Cold Front	11-21	Convective Significant Meteorological	
Comparison of Cold and Warm Fronts	11-22	Information (WST)	12-14
Wind Shifts	11-22	Winds and Temperature Aloft Forecast (FD)	12-14
Stationary Front	11-22	Weather Charts	12-15
Occluded Front	11-22	Surface Analysis Chart	12-15
Thunderstorms	11-22	Weather Depiction Chart	12-16
Hazards	11-23	Radar Summary Chart	12-17
Squall Line	11-23	Significant Weather Prognostic Charts	12-18
Tornadoes	11-23	ATC Radar Weather Displays	12-19
Turbulence	11-24	Weather Avoidance Assistance	12-21
Icing	11-24	Electronic Flight Displays (EFD) /Multi-Function	
Hail	11-24	Display (MFD) Weather	12-21
Ceiling and Visibility	11-25	Weather Products Age and Expiration	12-22
Effect on Altimeters	11-25	The Next Generation Weather Radar System	
Lightning	11-25	(NEXRAD)	12-22
Engine Water Ingestion	11-25	Level II Data Products	12-22
Chapter Summary	11-25	Level III Data Products	12-22
		NEXRAD Abnormalities	12-23
		NEXRAD Limitations	12-23
		AIRMET/SIGMET Display	12-24
		Graphical METARs	12-24
		Chapter Summary	12-26
Chapter 12			
Aviation Weather Services	12-1		
Introduction	12-1		
Observations	12-2		
Surface Aviation Weather Observations	12-2		
Air Route Traffic Control Center (ARTCC)	12-2		

Chapter 13

Airport Operations.....	13-1
Introduction.....	13-1
Types of Airports.....	13-1
Towered Airport.....	13-2
Nontowered Airport.....	13-2
Sources for Airport Data.....	13-2
Aeronautical Charts.....	13-3
Airport/Facility Directory (A/FD).....	13-3
Notices to Airmen (NOTAMs).....	13-3
Airport Markings and Signs.....	13-4
Runway Markings.....	13-4
Taxiway Markings.....	13-5
Other Markings.....	13-5
Airport Signs.....	13-6
Airport Lighting.....	13-6
Airport Beacon.....	13-6
Approach Light Systems.....	13-7
Visual Glideslope Indicators.....	13-7
Visual Approach Slope Indicator (VASI).....	13-7
Other Glidepath Systems.....	13-7
Runway Lighting.....	13-8
Runway End Identifier Lights (REIL).....	13-8
Runway Edge Lights.....	13-8
In-Runway Lighting.....	13-9
Control of Airport Lighting.....	13-9
Taxiway Lights.....	13-9
Obstruction Lights.....	13-9
Wind Direction Indicators.....	13-10
Traffic Patterns.....	13-10
Key to Traffic Pattern	
Operations—Single Runway.....	13-11
Key to Traffic Pattern	
Operations—Parallel Runways.....	13-11
Radio Communications.....	13-11
Radio License.....	13-11
Radio Equipment.....	13-12
Lost Communication Procedures.....	13-12
Air Traffic Control (ATC) Services.....	13-13
Primary Radar.....	13-13
ATC Radar Beacon System (ATCRBS).....	13-14
Transponder.....	13-14
Radar Traffic Advisories.....	13-14
Wake Turbulence.....	13-15
Vortex Generation.....	13-16
Vortex Strength.....	13-16
Vortex Behavior.....	13-16
Vortex Avoidance Procedures.....	13-17
Collision Avoidance.....	13-17
Clearing Procedures.....	13-18
Runway Incursion Avoidance.....	13-18
Chapter Summary.....	13-18

Chapter 14

Airspace.....	14-1
Introduction.....	14-1
Controlled Airspace.....	14-2
Class A Airspace.....	14-2
Class B Airspace.....	14-2
Class C Airspace.....	14-2
Class D Airspace.....	14-2
Class E Airspace.....	14-2
Uncontrolled Airspace.....	14-3
Class G Airspace.....	14-3
Special Use Airspace.....	14-3
Prohibited Areas.....	14-3
Restricted Areas.....	14-3
Warning Areas.....	14-4
Military Operation Areas (MOAs).....	14-4
Alert Areas.....	14-4
Controlled Firing Areas (CFAs).....	14-4
Other Airspace Areas.....	14-4
Local Airport Advisory (LAA).....	14-4
Military Training Routes (MTRs).....	14-6
Temporary Flight Restrictions (TFR).....	14-6
Published VFR Routes.....	14-6
Terminal Radar Service Areas (TRSAs).....	14-6
National Security Areas (NSAs).....	14-6
Air Traffic Control and the National Airspace System.....	14-7
Coordinating the Use of Airspace.....	14-7
Operating in the Various Types of Airspace.....	14-7
Basic VFR Weather Minimums.....	14-7
Operating Rules and Pilot/Equipment	
Requirements.....	14-7
Ultralight Vehicles.....	14-10
Unmanned Free Balloons.....	14-10
Parachute Jumps.....	14-10
Chapter Summary.....	14-10

Chapter 15

Navigation.....	15-1
Introduction.....	15-1
Aeronautical Charts.....	15-2
Sectional Charts.....	15-2
VFR Terminal Area Charts.....	15-2
World Aeronautical Charts.....	15-2
Latitude and Longitude (Meridians and Parallels).....	15-3
Time Zones.....	15-3
Measurement of Direction.....	15-5
Variation.....	15-6
Deviation.....	15-8
Effect of Wind.....	15-9
Basic Calculations.....	15-11
Converting Minutes to Equivalent Hours.....	15-11

Time T = D/GS	15-11
Distance D = GS X T.....	15-11
GS GS = D/T	15-11
Converting Knots to Miles Per Hour.....	15-11
Fuel Consumption	15-12
Flight Computers.....	15-12
Plotter	15-12
Pilotage	15-12
Dead Reckoning.....	15-12
The Wind Triangle or Vector Analysis	15-12
Flight Planning.....	15-16
Assembling Necessary Material.....	15-16
Weather Check	15-17
Use of Airport/Facility Directory (A/FD)	15-17
Airplane Flight Manual or Pilot's Operating Handbook (AFM/POH).....	15-17
Charting the Course	15-17
Steps in Charting the Course	15-19
Filing a VFR Flight Plan.....	15-20
Radio Navigation	15-21
Very High Frequency (VHF) Omnidirectional Range (VOR).....	15-22
Using the VOR	15-23
Course Deviation Indicator (CDI).....	15-23
Horizontal Situation Indicator	15-24
Radio Magnetic Indicator (RMI).....	15-24
Tracking With VOR	15-25
Tips on Using the VOR.....	15-26
Time and Distance Check From a Station.....	15-26
Course Intercept	15-27
Rate of Intercept	15-27
Angle of Intercept	15-27
Distance Measuring Equipment (DME).....	15-27
VOR/DME RNAV	15-27
Automatic Direction Finder (ADF).....	15-29
Loran-C Navigation.....	15-30
Global Positioning System	15-32
Selective Availability.....	15-32
VFR Use of GPS	15-32
RAIM Capability	15-33
Tips for Using GPS for VFR Operations	15-33
VFR Waypoints	15-34
Lost Procedures.....	15-34
Flight Diversion	15-34
Chapter Summary	15-35

Chapter 16

Aeromedical Factors	16-1
Introduction.....	16-1
Obtaining a Medical Certificate	16-2
Health and Physiological Factors Affecting Pilot Performance	16-2
Hypoxia	16-2
Hypoxic Hypoxia.....	16-2
Hypemic Hypoxia.....	16-2
Stagnant Hypoxia.....	16-3
Histotoxic Hypoxia.....	16-3
Symptoms of Hypoxia.....	16-3
Hyperventilation.....	16-3
Middle Ear and Sinus Problems	16-4
Spatial Disorientation and Illusions	16-5
Vestibular Illusions	16-6
Visual Illusions	16-7
Postural Considerations.....	16-7
Demonstration of Spatial Disorientation.....	16-8
Climbing While Accelerating	16-8
Climbing While Turning.....	16-8
Diving While Turning.....	16-8
Tilting to Right or Left	16-8
Reversal of Motion	16-8
Diving or Rolling Beyond the Vertical Plane.....	16-8
Coping with Spatial Disorientation	16-8
Optical Illusions	16-9
Runway Width Illusion.....	16-9
Runway and Terrain Slopes Illusion.....	16-9
Featureless Terrain Illusion	16-9
Water Refraction.....	16-9
Haze	16-9
Fog	16-9
Ground Lighting Illusions.....	16-9
How To Prevent Landing Errors Due to	
Optical Illusions	16-11
Motion Sickness	16-11
Carbon Monoxide (CO) Poisoning	16-11
Stress	16-11
Fatigue.....	16-12
Dehydration and Heatstroke.....	16-12
Alcohol	16-13
Drugs	16-14
Altitude-Induced Decompression Sickness (DCS)	16-16
DCS After Scuba Diving	16-16

Vision in Flight	16-17	The DECIDE Model.....	17-17
Empty-Field Myopia	16-18	Detect (the Problem).....	17-19
Night Vision	16-18	Estimate (the Need To React).....	17-19
Night Vision Illusions	16-19	Choose (a Course of Action)	17-19
Autokinesis	16-19	Identify (Solutions).....	17-19
False Horizon.....	16-19	Do (the Necessary Actions).....	17-19
Night Landing Illusions.....	16-19	Evaluate (the Effect of the Action)	17-19
Chapter Summary	16-20	Decision-Making in a Dynamic Environment	17-19
Chapter 17		Automatic Decision-Making	17-20
Aeronautical Decision-Making	17-1	Operational Pitfalls	17-20
Introduction.....	17-1	Stress Management	17-20
History of ADM.....	17-2	Use of Resources	17-20
Crew Resource Management (CRM) and Single-Pilot		Internal Resources	17-20
Resource Management.....	17-4	External Resources	17-22
Hazard and Risk.....	17-4	Situational Awareness.....	17-23
Hazardous Attitudes and Antidotes.....	17-4	Obstacles to Maintaining Situational Awareness...	17-23
Risk.....	17-4	Workload Management	17-23
Assessing Risk	17-5	Managing Risks	17-24
Likelihood of an Event	17-6	Automation	17-25
Severity of an Event.....	17-6	Results of the Study.....	17-27
Mitigating Risk	17-6	Equipment Use	17-29
The PAVE Checklist	17-6	Autopilot Systems.....	17-29
P = Pilot in Command (PIC)	17-8	Familiarity.....	17-29
A = Aircraft	17-8	Respect for Onboard Systems.....	17-29
V = EnVironment	17-8	Reinforcement of Onboard Suites	17-29
E = External Pressures	17-9	Getting Beyond Rote Workmanship.....	17-29
Human Behavior	17-10	Understand the Platform	17-29
The Decision-Making Process	17-11	Managing Aircraft Automation	17-30
SRM and the 5P Check	17-11	Information Management	17-30
The Plan	17-12	Enhanced Situational Awareness	17-31
The Plane	17-13	Automation Management.....	17-31
The Pilot	17-13	Risk Management	17-32
The Passengers	17-13	Chapter Summary	17-32
The Programming	17-13	Appendix	A-1
Perceive, Process, Perform (3P).....	17-14	Glossary	G-1
Perceive, Process, Perform with		Index	I-1
CARE and TEAM.....	17-14		
Forming Good Safety Habits	17-16		
The OODA Loop.....	17-16		

