

in HDPE bottles with child-resistant closures containing 42 capsules (NDC 66435-101-42), 56 capsules (NDC 66435-101-56), 70 capsules (NDC 66435-101-70), 84 capsules (NDC 66435-101-84), 140 capsules (NDC 66435-101-14), 168 capsules (NDC 66435-101-16) and 180 capsules (NDC 66435-101-18).

Storage Conditions

The bottle of RIBASPHERE® (Ribavirin capsules) should be stored at 25°C (77°F); excursions are permitted between 15°C and 30°C (59°F and 86°F). [see USP Controlled Room Temperature]

Manufactured by

DSM PHARMACEUTICALS, INC.

Greenville, NC 27834, USA

Manufactured for

THREE RIVERS PHARMACEUTICALS, LLC

Cranberry Township, PA 16066, USA

1. INTRON® A is a registered trademark of Schering Corporation.

2. PEG-INTRON® is a registered trademark of Schering Corporation.

3. Mylanta® is a registered trademark of Johnson and Johnson-Merck Consumer Pharmaceuticals Co.

U.S. Patent 6,720,000

Copyright © 2007, Three Rivers Pharmaceuticals, LLC. All rights reserved.

Rev. 12/07

XXXXXX

MEDICATION GUIDE

RIBASPHERE® (Ribavirin capsules)

Rx Only

Read this medication guide carefully before you begin taking RIBASPHERE® (Ribavirin capsules), and each time you refill your prescription in case new information has been included. This summary does not tell you everything about RIBASPHERE® (Ribavirin capsules). Your health care provider is the best source of information about this medicine. After reading this medication guide, talk with your health care provider if you have any questions about ribavirin.

What is the most important information I should know about therapy with RIBASPHERE® (Ribavirin capsules)?

- **RIBASPHERE® (Ribavirin capsules) may cause birth defects or death of an unborn child. Therefore, if you are pregnant or your sexual partner is pregnant, do not take ribavirin.** If you could become pregnant, you must not become pregnant during therapy and for 6 months after you have stopped therapy. During this time you must use 2 forms of birth control, and you must have pregnancy tests that show that you are not pregnant.

Female sexual partners of male patients being treated with ribavirin must not become pregnant during treatment and for 6 months after treatment has stopped. Therefore, you must use 2 forms of birth control during this time.

If you or a female sexual partner becomes pregnant, you should tell your health care provider. There is a Ribavirin Pregnancy Registry that collects information about pregnancy outcomes in female patients and female partners of male patients exposed to ribavirin. You or your health care provider are encouraged to contact the Registry at 1-800-593-2214.

Be assured that any information you tell the Registry will be kept confidential. (See **“What should I avoid while taking RIBASPHERE® (Ribavirin capsules)?”**.)

- **RIBASPHERE® (Ribavirin capsules) can cause a dangerous drop in your red blood cell count.** RIBASPHERE® (Ribavirin capsules) can cause anemia, which is a decrease in the number of red blood cells. This can be dangerous, especially if you have heart or breathing problems. Tell your health care provider before taking ribavirin if you have ever had any of these problems. Your health care provider should check your red blood cell count before you start therapy and often during the first 4 weeks of therapy. Your red blood cell count may be checked more often if you have any heart or breathing problems.
- **Do not take RIBASPHERE® (Ribavirin capsules) alone to treat hepatitis C infection.** RIBASPHERE® (Ribavirin capsules) should be used in combination with interferon alfa-2b (INTRON®¹ A) or in combination with peginterferon alfa-2b (PEG-INTRON®²) for treating chronic hepatitis C infection in adults.

Please read the Appendix to this Medication Guide or the PEG-INTRON Medication Guide. They have additional important information about combination therapy not covered in this guide.

What is RIBASPHERE® (Ribavirin capsules)?

RIBASPHERE® is a form of the antiviral drug ribavirin. It is used in combination with interferon alfa-2b to treat some patients with chronic hepatitis C infection. It is not known how ribavirin and interferon alfa-2b work together to fight hepatitis C infection. (**See the Appendix to this Medication Guide or PEG-INTRON Medication Guide.**)

It is not known if treatment with ribavirin and interferon alfa-2b will cure hepatitis C virus infections or prevent cirrhosis, liver failure, or liver cancer that can be caused by hepatitis C virus infections. It is not known if treatment with ribavirin and interferon alfa-2b will prevent an infected person from infecting another person with the hepatitis C virus.

Who should not take RIBASPHERE® (Ribavirin capsules)?

Do not use these medicines if:

- You are a female and you are pregnant or plan to become pregnant at any time during your treatment with ribavirin or during the 6 months after your treatment has ended.
- You are a male patient with a female sexual partner who is pregnant or plans to become pregnant at any time while you are being treated with ribavirin or during the 6 months after your treatment has ended. (See "**What is the most important information I should know about therapy with RIBASPHERE® (Ribavirin capsules)?**" and "**What should I avoid while taking RIBASPHERE® (Ribavirin capsules)?**".)
- You are breast-feeding. Ribavirin may pass through your milk and harm your baby. Talk with your provider about whether you should stop breast-feeding.
- You are allergic to any of the ingredients in RIBASPHERE® (Ribavirin capsules). See the ingredients listed at the end of this Medication Guide on RIBASPHERE® (Ribavirin capsules).

Tell your health care provider before starting treatment with RIBASPHERE® (Ribavirin capsules) in combination with interferon alfa-2b, if you have any of the following medical conditions:

- **mental health problems, such as depression or anxiety.** Ribavirin/interferon alfa-2b therapy may make them worse. Tell your health care provider if you are being treated or had treatment in the past for any mental problems, including depression, suicidal behavior, or a feeling of loss of contact with reality, such as hearing voices or seeing things that are not there (psychosis). Tell your health care provider if you take any medicines for these problems.
- **high blood pressure, heart problems, or have had a heart attack.** RIBASPHERE® (Ribavirin capsules) may worsen heart problems. Patients who have had certain heart problems should not take RIBASPHERE® (Ribavirin capsules).
- **blood disorders**, including anemia (low red blood cell count), thalassemia (Mediterranean anemia), and sickle-cell anemia. RIBASPHERE® (Ribavirin capsules) can reduce the number of red blood cells you have. This may make you feel dizzy or weak and could worsen any heart problems you might have.
- **kidney problems.** If your kidneys do not work properly, you may experience worse side effects from ribavirin therapy and require a lower dose.
- **liver problems** (other than hepatitis C infection)
- **organ transplant**, and are taking medicine that keeps your body from rejecting your transplant (suppresses your immune system).
- **thyroid disease.** Ribavirin/interferon alfa-2b therapy may make your thyroid disease worse or harder to treat. Ribavirin/interferon alfa-2b therapy may be stopped if you develop thyroid problems that cannot be controlled by medicine.
- **lung problems.** Ribavirin/interferon alfa-2b therapy can cause breathing problems or worsen breathing problems you already have.
- **alcoholism or drug abuse or addiction**
- **cancer**
- **infection with hepatitis B virus and/or human immunodeficiency virus** (the virus that causes AIDS).
- **diabetes.** Ribavirin/interferon alfa-2b therapy may make your diabetes worse or harder to treat.
- **past interferon treatment for hepatitis C virus infection that did not work for you.**

For more information see Appendix to this Medication Guide or the PEG-INTRON Medication Guide.

How should I take RIBASPHERE® (Ribavirin capsules)?

Your health care provider has determined the correct dose of RIBASPHERE® (Ribavirin capsules) based on your weight. Your health care provider may lower your dose of ribavirin if you have side effects.

- It is important to follow your dosing schedule and your health care provider's instructions on how to take your medicines.
- If you take ribavirin with PEG-INTRON, take it with food.
- If you take ribavirin with INTRON A, you can take it with or without food. However, you should **take it the same way every day**.
- Take the medicine for as long as prescribed and do not take more than the recommended dose.
- If you miss a dose of RIBASPHERE® (Ribavirin capsules), take the missed dose as soon as possible during the same day. If an entire day has gone by, check with your health care provider about what to do. Do not double the next dose.
- Tell your health care provider if you are taking or planning to take other prescription or non-prescription medicines, including vitamin and mineral supplements, and herbal medicines.
- Tell your provider before taking RIBASPHERE® (Ribavirin capsules) if you have ever had any heart or breathing problems. Your provider should check your red blood cell count before starting therapy and often during the first 4 weeks of therapy. Your red blood cell count may be checked more frequently if you have had heart or breathing problems.
- Females taking RIBASPHERE® (Ribavirin capsules) or female sexual partners of male patients taking RIBASPHERE® (Ribavirin capsules) must have a pregnancy test before treatment begins, every month during treatment, and for 6 months after treatment ends to make sure there is no pregnancy.

What should I avoid while taking RIBASPHERE® (Ribavirin capsules)?

Avoid the following during RIBASPHERE® (Ribavirin capsules) treatment:

- **Pregnancy:** If you or your sexual partner gets pregnant during treatment with RIBASPHERE® (Ribavirin capsules) or in the 6 months after treatment ends, tell your health care provider right away. (See "**What is the most important information I should know about therapy with RIBASPHERE® (Ribavirin capsules)?**".)

Talk with your health care provider about how to avoid pregnancy. If you or your sexual partner gets pregnant while on ribavirin or during the 6 months after your treatment ends, you must report the pregnancy to your health care provider right away. Your health care provider should call the Ribavirin Pregnancy Registry at 1-800-593-2214. Your health care provider will be asked to give follow-up information about the pregnancy. Any information about your pregnancy that is reported about you will be confidential.

- **Breastfeeding.** The medicine may pass through your milk and harm the baby.
- **Drinking alcohol,** including beer, wine, and liquor. This may make your liver disease worse.
- **Taking other medicines.** Take only medicines prescribed or approved by your health care provider. These include prescription and non-prescription medicines and herbal supplements.

What are the most common side effects of RIBASPHERE® (Ribavirin capsules)?

The most serious possible side effects of RIBASPHERE® (Ribavirin capsules) are:

- **Harm to unborn children.** RIBASPHERE® (Ribavirin capsules) may cause birth defects or death of an unborn child. (For more details, see "**What is the most important information I should know about RIBASPHERE® (Ribavirin capsules)?**".)
- **Anemia.** Anemia is a reduction in the number of red blood cells you have which can be dangerous, especially if you have heart or breathing problems. Tell your health care provider right away if you feel tired, have chest pain or shortness of breath. These may be signs of low red blood cell counts.

Tell your provider right away if you have any of the following symptoms. They may be signs of a serious side effect:

- **trouble breathing**
- **hives or swelling**
- **chest pain**
- **severe stomach or low back pain**
- **bloody diarrhea or bloody stools (bowel movements). These may appear black and tarry.**
- **bruising**
- **other bleeding**

The most common side effects of RIBASPHERE® (Ribavirin capsules) are:

- feeling tired
- nausea and appetite loss
- rash and itching
- cough

This summary does not include all possible side effects of ribavirin therapy. Talk to your health care provider, if you do not feel well while taking ribavirin. Your health care provider can give you more information about managing your side effects.

What should I know about hepatitis C infection?

Hepatitis C infection is a disease caused by a virus that infects the liver. This liver infection becomes a continuing (chronic) condition in most patients. Patients with chronic hepatitis C infection may develop cirrhosis, liver cancer, and liver failure. The virus is spread from one person to another by contact with the infected person's blood. You should talk to your health care provider about ways to prevent you from infecting others.

How do I store my RIBASPHERE® (Ribavirin capsules)?

Store RIBASPHERE® (Ribavirin capsules) at room temperature 25°C (77°F); excursions are permitted between 15°C and 30°C (59°F and 86°F).

General advice about prescription medicines

Do not use RIBASPHERE® (Ribavirin capsules) for conditions for which they were not prescribed. If you have any concern about RIBASPHERE® (Ribavirin capsules), ask your health care provider. Your health care provider or pharmacist can give you information about RIBASPHERE® (Ribavirin capsules) that was written for health care professionals. Do not give this medicine to other people, even if they have the same condition you have.

Ingredients:

RIBASPHERE® (Ribavirin capsules) contains 200 mg of Ribavirin, USP, and the inactive ingredients Croscarmellose Sodium; Lactose Monohydrate; Microcrystalline Cellulose; and Povidone. The capsule shell consists of gelatin and titanium dioxide. The capsule is printed with edible green pharmaceutical ink which is made of Butyl Alcohol, NF; Yellow Iron Oxide; Dehydrated Alcohol; FD&C Blue #2 Aluminum Lake; Isopropyl Alcohol; Propylene Glycol; Shellac; Strong Ammonia Solution and Titanium Dioxide.

THIS MEDICATION GUIDE HAS BEEN APPROVED BY THE U.S. FOOD AND DRUG ADMINISTRATION.

Manufactured by:

DSM PHARMACEUTICALS, INC.

Greenville, NC 27834

for

THREE RIVERS PHARMACEUTICALS, LLC

Cranberry Township, PA 16066

U.S. Patent 6,720,000

Copyright© 2006 Three Rivers Pharmaceuticals, LLC.

All rights reserved.

Rev. 09/06

003978

APPENDIX to Medication Guide on RIBASPHERE® (Ribavirin capsules).

[Note: In addition to REBETOL®³ (ribavirin) Capsules, Schering Corporation also markets REBETRON®⁴. REBETRON is a copackaged combination therapy containing REBETOL (ribavirin, USP) and INTRON A (interferon alfa-2b, recombinant) Injection. REBETRON has medication guides that provide information on the combination use of REBETOL (ribavirin, USP) and INTRON A. This Appendix provides medication guide information on RIBASPHERE® (Ribavirin capsules) taken together with INTRON A that corresponds to information in the medication guides for REBETRON].

Read this Appendix carefully before you begin taking RIBASPHERE® (Ribavirin capsules) together with INTRON A, and each time you refill your prescription in case there is new information. This summary does not tell you everything about RIBASPHERE® (Ribavirin capsules) taken together with INTRON A. Your health care provider is the best source of information about these medicines. After reading this Appendix, talk with your health care provider if you have any questions about this treatment.

What is the most important information I should know about RIBASPHERE® (Ribavirin capsules) taken together with INTRON A ?

- **RIBASPHERE® (Ribavirin capsules) taken together with INTRON A may cause birth defects and/or death of an unborn child. Therefore, if you are pregnant, you must not take therapy of RIBASPHERE® (Ribavirin capsules) taken together with INTRON A.** If you could become pregnant, you must not become pregnant during therapy and for six months after you have stopped therapy. During this time you must use two forms of birth control, and you must have pregnancy tests that show that you are not pregnant.

Female sexual partners of male patients being treated with RIBASPHERE® (Ribavirin Capsules) must not become pregnant during treatment and for six months after treatment has stopped. Therefore, two forms of birth control must be used during this time.

If you or a female sexual partner becomes pregnant, you should tell your health care provider. There is a Ribavirin Pregnancy Registry that collects information about pregnancy outcomes in female patients and female partners of male patients exposed to ribavirin. You or your health care provider are encouraged to contact the Registry at 1-800-593-2214.

- **Treatment with RIBASPHERE® (Ribavirin capsules) and INTRON A products can cause a dangerous drop in your blood cell counts.** RIBASPHERE® (Ribavirin capsules) taken together with INTRON A can cause anemia, which is a decrease in the number of red blood cells. This can be dangerous, especially if you have heart or breathing problems. Tell your health care provider before taking RIBASPHERE® (Ribavirin capsules) together with INTRON A if you have ever had any of these problems. Your health care provider should check your red blood cell count before starting therapy and often during the first 4 weeks of therapy. Your red blood cell count may be checked more often if you have heart or breathing problems.
- RIBASPHERE® (Ribavirin capsules) taken together with INTRON A can cause a dangerous drop in the number of cells that help fight infections and stop bleeding, which might cause you to have an infection or abnormal bleeding.
- **Serious mental problems: RIBASPHERE® (Ribavirin capsules) taken together with INTRON A may cause or worsen mood or behavioral problems.** These can include irritability (getting easily upset) and depression (feeling low, feeling bad about yourself). **Some patients think about hurting or killing themselves or other people, and some have killed themselves (suicide) or hurt themselves or others.** If you experience any of these thoughts or symptoms you should tell your health care provider right away. See **“What are the possible side effects of RIBASPHERE® (Ribavirin capsules) taken together with INTRON A ?”** for important information on signs of mental problems.
- **You should not take RIBASPHERE® (Ribavirin capsules) alone to treat your hepatitis C virus infection.** RIBASPHERE® (Ribavirin capsules) should be used only in combination with interferon alfa-2b (INTRON A) for the treatment of chronic hepatitis C infection.

What is therapy of RIBASPHERE® (Ribavirin capsules) taken together with INTRON A ?

RIBASPHERE® (Ribavirin capsules) taken together with INTRON A is a treatment for some people who have chronic hepatitis C infection. It consists of two separate medicines, RIBASPHERE® (Ribavirin capsules) and INTRON A Injection (interferon), used in combination. INTRON A helps the body’s immune system fight infections. RIBASPHERE® is the name given to the antiviral drug ribavirin made by DSM Pharmaceuticals, Inc., for Three Rivers Pharmaceuticals, LLC. It is not known how RIBASPHERE® (Ribavirin capsules) and INTRON A work together to fight hepatitis C infection. RIBASPHERE® (Ribavirin capsules) should not be used alone to treat chronic hepatitis C infection. It is not known if treatment with RIBASPHERE® (Ribavirin capsules) taken together with INTRON A will cure hepatitis C virus infections or prevent cirrhosis, liver failure, or liver cancer that can be caused by hepatitis C virus infections. It is not known if treatment with RIBASPHERE® (Ribavirin capsules) taken together with INTRON A will prevent you from infecting another person with the hepatitis C virus.

You should use therapy of RIBASPHERE® (Ribavirin capsules) taken together with INTRON A only if you have never been treated or your hepatitis C has returned after interferon therapy.

Who should not take RIBASPHERE® (Ribavirin capsules) together with INTRON A ?

Do not use these medicines if:

- You are a female and you are pregnant or plan to become pregnant at any time during your treatment with RIBASPHERE® (Ribavirin capsules) taken together with INTRON A or during the 6 months after your treatment has ended.
- You are a male patient with a female sexual partner who is pregnant or plans to become pregnant at any time while you are being treated during treatment with RIBASPHERE® (Ribavirin capsules) taken together with INTRON A or during the 6 months after your treatment has ended. **Please see “What is the most important information I should know about RIBASPHERE® (Ribavirin capsules) taken together with INTRON A?” at the beginning of this Appendix.**
- You are breastfeeding. RIBASPHERE® (Ribavirin capsules) and INTRON A products may pass through your milk and harm your baby. Talk with your health care provider about whether you should stop breast-feeding.
- You have autoimmune hepatitis (hepatitis caused by cells in your body attacking each other) because treatment with RIBASPHERE® (Ribavirin capsules) and INTRON A can make this kind of liver problem worse.
- You are allergic to any of the ingredients in RIBASPHERE® (Ribavirin capsules) or INTRON A Injection, or to any alpha interferon. (See ingredients listed at the end of this Appendix.)

Tell your health care provider before starting therapy of RIBASPHERE® (Ribavirin capsules) taken together with INTRON A if you have any of the following medical conditions or other serious medical problems:

- **mental health problems, such as depression or anxiety.** RIBASPHERE® (Ribavirin capsules) taken together with INTRON A may make them worse. Tell your health care provider if you are being treated for a mental illness or had treatment in the past for

any mental problems, including depression, suicidal behavior, or psychosis. Psychosis is loss of contact with reality, such as hearing voices or seeing things that are not there.

- **high blood pressure, other heart problems, or have had a heart attack.** The medicines in the therapy of RIBASPHERE® (Ribavirin capsules) taken together with INTRON A may worsen heart problems. Patients who have had certain heart problems should not take the therapy of RIBASPHERE® (Ribavirin capsules) together with INTRON A.
- **blood disorders**, including anemia (low red blood cell count), thalassemia (Mediterranean anemia), and sickle-cell anemia. RIBASPHERE® (Ribavirin capsules) taken together with INTRON A can reduce the number of red blood cells you have. This may make you feel dizzy or weak and could worsen any heart problems you might have.
- **kidney problems.** If your kidneys do not work well, you may get worse side effects from RIBASPHERE® (Ribavirin capsules) taken together with INTRON A and need a dose adjustment.
- **liver problems** (other than hepatitis C infection)
- **organ transplant**, and are taking medicine that keeps your body from rejecting your transplant (suppresses your immune system)
- **thyroid disease.** RIBASPHERE® (Ribavirin capsules) taken together with INTRON A may make your thyroid disease worse or harder to treat. RIBASPHERE® (Ribavirin capsules) taken together with INTRON A may be stopped if you develop thyroid abnormalities that cannot be controlled by medication.
- **lung problems.** RIBASPHERE® (Ribavirin capsules) taken together with INTRON A can cause breathing problems or worsen breathing problems you already have.
- **alcoholism or drug abuse or addiction**
- **cancer**
- **infection with hepatitis B virus or human immunodeficiency virus (HIV)**, the virus that causes AIDS.
- **diabetes.** RIBASPHERE® (Ribavirin capsules) taken together with INTRON A may make your diabetes worse or harder to treat.
- **past interferon treatment for hepatitis C virus infection that did not work for you.**

How should I take RIBASPHERE® (Ribavirin capsules) together with INTRON A ?

- Your health care provider has determined the correct doses of RIBASPHERE® (Ribavirin capsules) and INTRON A. Your doses of RIBASPHERE® (Ribavirin capsules) and INTRON A may be lowered if you have side effects.
- **Under no circumstance should RIBASPHERE® (Ribavirin capsules) be opened, crushed, or broken.**

The recommended doses of INTRON A Injection and RIBASPHERE® (Ribavirin capsules) for patients 18 years of age and older are shown in the table below.

If your weight is:	Take this many RIBASPHERE® (Ribavirin capsules) each day:	Inject this amount of INTRON A under your skin (subcutaneously)
165 pounds or less	2 capsules in the AM	3 million international units
	3 capsules in the PM	3 times a week
More than 165 pounds	3 capsules in the AM	3 million international units
	3 capsules in the PM	3 times a week

- You can take your RIBASPHERE® (Ribavirin capsules) with or without food, but you should take it the same way every day.
- It is important to follow your dosing schedule and your health care provider's instructions on how to take your medicines.
- Take the medicines for as long as they are prescribed, and do not take more than the recommended doses.
- If you miss a dose of RIBASPHERE® (Ribavirin capsules), take the missed dose as soon as possible during the same day. If an entire day has gone by, check with your health care provider about what to do. Do not double the next dose.
- If you miss a dose of INTRON A, take the missed dose as soon as possible during the same day or on the next day, and continue your regular dosing schedule. If several days go by without taking INTRON A, check with your health care provider about what to do. Do not double the next dose.

- Tell your health care provider if you are taking or planning to take other prescription or non-prescription medicines, including vitamin and mineral supplements and herbal medicines.

Instructions on how to inject INTRON A are at the end of this Appendix.

What should I avoid while taking RIBASPHERE® (Ribavirin capsules) together with INTRON A ?

- **Pregnancy:** If you or your sexual partner become pregnant, tell your health care provider right away. (See "**What is the most important information I should know about therapy with RIBASPHERE® (Ribavirin capsules) taken together with INTRON A?**" at the beginning of this Appendix.)

Talk with your health care provider about how to avoid pregnancy. If you or your sexual partner becomes pregnant while being treated with RIBASPHERE® (Ribavirin capsules) taken together with INTRON A or during the 6 months after treatment ends, you must report the pregnancy to your health care provider right away. Your *health care provider* should call toll-free 1-800-593-2214. Your health care provider will be asked to give follow-up information about the pregnancy. Any information about your pregnancy that is reported about you will be confidential.

- Breastfeeding. The medicine may pass through your milk and harm the baby.
- Drinking alcohol, including beer, wine and liquor because this may make your liver disease worse.
- Do not inject yourself with Intron A if it is discolored or contains particles.
- Taking any medicines other than those prescribed or approved by your health care provider
- Ask your health care provider if there are other things you should avoid, in addition to alcohol (beer, wine, liquor), prescription and nonprescription drugs, and alternative medications (herbal medicine).

What are the possible side effects of RIBASPHERE® (Ribavirin capsules) taken together with INTRON A?

Harm to unborn children. RIBASPHERE® (Ribavirin capsules) taken together with INTRON A can harm your unborn child. It can cause birth defects and may kill your unborn child. (For more details, see "**What is the most important information I should know about RIBASPHERE® (Ribavirin capsules) taken together with INTRON A?**" at the beginning of this Appendix.)

- **Anemia.** RIBASPHERE® (Ribavirin capsules) taken together with INTRON A causes anemia (a reduction in the number of red blood cells you have) which can be dangerous, especially if you have heart, or breathing problems. Tell your health care provider right away if you feel tired, have chest pain or shortness of breath. These may be signs of low red blood counts.
- **Infections.** INTRON A therapy may lower your white blood cell count, making it easier for you to get serious infections. You must have your blood tested regularly during treatment to check for this problem.
- **Mental Problems.** Tell your health care provider if you have ever had any mental illness, including depression, suicidal behavior, or psychosis (loss of contact with reality such as hearing voices or seeing things that are not there). Also, tell your health care provider if you are taking any medications for these problems. **Tell your health care provider right away if you have the following:**
 - **Start to feel unusually sad or have crying spells**
 - **Lose interest in your usual activities**
 - **Have changes in your normal sleep patterns**
 - **Become more irritable than usual**
 - **Lose your appetite**
 - **Become unusually tired**
 - **Have trouble concentrating**
 - **Withdraw from family and friends**
 - **Have thoughts about hurting yourself or others.**

Tell your health care provider right away if you have any of the following symptoms. They may be signs of a serious side effect:

- **trouble breathing, hives or swelling**
- **chest pain**
- **severe stomach or lower back pain**
- **bloody diarrhea or bloody stools (bowel movements). These may appear to be black and tarry.**
- **high fever**
- **bruising**

- **bleeding**
- **decreased vision**

What are the most common side effects of RIBASPHERE® (Ribavirin capsules) taken together with INTRON A?

- **“Flu-like” symptoms.** These include headache, feeling very tired (fatigue), muscle aches, and fever. These get better as treatment continues. You can reduce some of these flu-like symptoms by injecting your INTRON A about 2 hours before bedtime. Some health care providers suggest taking non-prescription pain and fever reducers, such as acetaminophen or ibuprofen before taking INTRON A. This may be helpful to prevent or relieve the fever and headache.

- **Feeling tired**
- **Hair thinning**
- **Rash and itching**
- **Nausea and appetite loss**
- **Abdominal pain with nausea and vomiting**
- **Trouble breathing**
- **Trouble with your vision**
- **Trouble sleeping at night**

This summary does not include all possible side effects of combination therapy. You should talk to your health care provider, if you do not feel well while taking RIBASPHERE® (Ribavirin capsules) and INTRON A. Your health care provider can give you more information about managing your side effects.

What should I know about the hepatitis C virus?

Hepatitis C infection is a disease caused by a virus that infects the liver. This liver infection becomes a continuing (chronic) condition in most patients. Patients with chronic hepatitis C infection may develop cirrhosis, liver cancer, and liver failure. The virus is spread from one person to another by contact with the infected person’s blood. You should talk to your health care provider about ways to prevent you from infecting others.

How do I Inject INTRON A?

- When you have been trained to do it properly. If you have any questions, contact your health care provider before injecting INTRON A.
- Use the sterile technique taught by your health care provider. Use disposable needles after each use, and throw them away properly as directed by your health care provider, nurse, or pharmacist.
- If someone else gives you your injection, that person should be trained in the use of sterile technique and how to avoid an accidental needle stick.

Preparing the INTRON A Dose

IMPORTANT: Before each use, the liquid in the vial (small bottle) should be clear, colorless to light yellow, and without particles.

Do not use the medicine if you see particles or the color is not correct. Call your doctor, nurse, or pharmacist to find out what to do if this happens.

1. Check the date printed on the INTRON A carton to make sure that the expiration date has not passed.
2. Wash your hands well and remove the protective plastic cap from the top of the INTRON A vial.
3. Remove the protective plastic wrapper from the syringe provided (Figure A). The safety sleeve should be tight against the flange for use and moved over the needle only when ready for disposal, as instructed in step 6.



Figure A

4. Clean the rubber stopper on the top of the INTRON A vial with an alcohol swab.
5. Remove the protective cap from the syringe needle. Ensure safety sleeve is pushed firmly against the syringe flange so that the needle is fully exposed. Fill the syringe with air by pulling the plunger to the level that represents your correct dose. (**Figure B**).

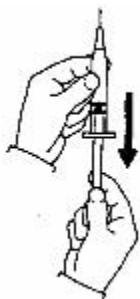


Figure B

6. Hold the INTRON A vial upright without touching the cleaned top of the vial with your hands (**Figure C**).

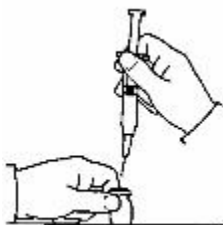


Figure C

7. Insert the needle into the vial containing the INTRON A solution and inject the air into the vial (**Figure D**).

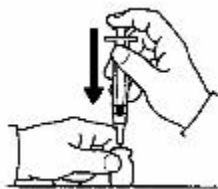


Figure D

8. Turn vial and syringe upside down in one hand. Be sure tip of needle is in the INTRON A solution. Your other hand will be free to move the plunger. Pull back on plunger slowly to draw the correct dose into syringe (**Figure E**).

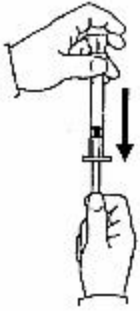


Figure E

9. Remove the needle from the vial (**Figure F**) and check for air bubbles in the syringe. If you see any bubbles, tap the syringe gently. Then, with the needle pointing up, push the plunger slowly until the bubbles disappear.

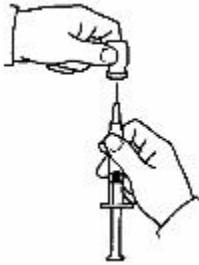



Figure F

10. Replace the needle cap. If the solution is cold, warm the syringe between your hands. Lay the syringe down on a flat surface so that needle does not touch anything.

Subcutaneous (under the skin) Injection

1. Select the site for injection

- The best sites for injection are tissues with a layer of fat between skin and muscle, such as the
- thigh
- outer surface of the upper arm
- abdomen (stomach area), except the navel (belly button) or waistline
- If you are very thin, use only the thigh or outer surface of the arm for injection.
- Do not inject INTRON A solution in the same place repeatedly. Change your injection site in a regular pattern.



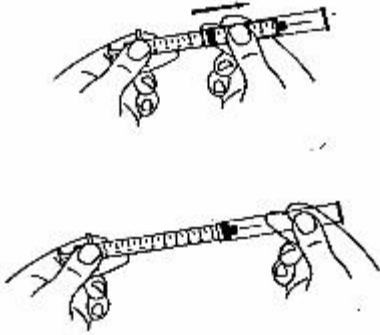
Use an alcohol swab to cleanse the skin where the injection is to be made. Wait for area to dry.

2. Remove the cap from the needle. Ensure the safety sleeve is pushed firmly against the syringe flange so that the needle is fully exposed. Hold the syringe with one hand, as you would hold a pencil. With the other hand, pinch approximately a 2-inch fold of loose skin.
3. With a quick dart-like motion, push the needle about 1/4 inch into the pinched skin at an angle of 45° to 90°.



After the needle is in, remove hand used to pinch skin and use it to hold syringe barrel. Pull back the plunger very slightly with one hand. If blood comes into the syringe, the needle has entered a blood vessel. Do not inject. Withdraw and discard needle and syringe as instructed in step 6 below. Prepare a new syringe and inject at a new site. (Follow steps 2 and 3.)

4. If blood does not appear in the syringe, gently push the plunger all the way down.
5. Hold an alcohol swab near the needle and pull the needle straight out of the skin. Press the alcohol swab over the injection site for several seconds. Do not massage (rub) the injection site. If there is bleeding, cover the area with an adhesive bandage.
6. After use, firmly grasp the safety sleeve and pull over the exposed needle until you hear a click, and the green stripe on the safety sleeve covers the red stripe on the needle.



7. Use disposable syringe only once to ensure sterility of syringe and needle. Dispose of syringe and needle as directed. Your health care professional should tell you about the proper handling and disposal of all syringes and needles and the importance of not reusing any syringes or needles. Your health care professional should give you a container for throwing away used needles and syringes. Throw away the full container according to directions provided by your doctor.
8. After 2 hours, check injection site for signs of inflammation, such as redness, swelling, or tenderness. If there are signs of inflammation, contact your doctor.

HOW TO USE YOUR INTRON A Multidose Pen

When you are ready to give your injection prepare your pen as follows. (**NOTE: Boldface print indicates ACTION STEPS:**)

1. **First check that you have the correct INTRON A multidose pen as prescribed by your health care provider**, (i.e., the six doses of 3 MIU INTRON A multidose pen which have a **brown** push button and a **brown** color coding strip).
2. **Pull off the cap of the pen and disinfect the rubber membrane** (see Diagram C) **with one alcohol wipe**.

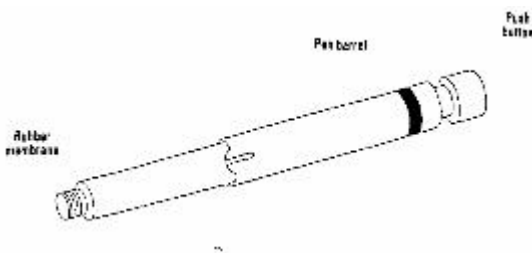


Diagram C

3. **Remove the protective tab from the NovoFine™⁵ needle**. Note that the rear portion of the needle is revealed once the protective tab is removed (see Diagram D).

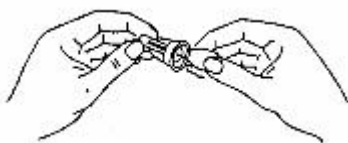


Diagram D

4. **Gently push the NovoFine needle onto the pen as shown in Diagram E.** (Notice that the rear portion of the needle described in Step 3 will pierce through the rubber membrane that you disinfected previously.) **Now screw the needle onto the INTRON A multidose pensecurely by turning it in a clockwise direction** (see Diagram F).
-

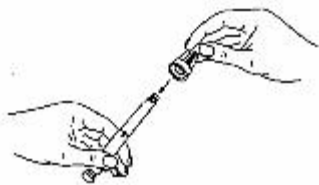


Diagram E

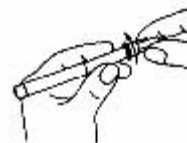


Diagram F

5. **First, pull off the outer needle cap (Diagram G).** Then, **pull off the inner needle cap carefully, bearing in mind that the needle will now be exposed (Diagram H).** Keep the outer needle cap for later use.
-

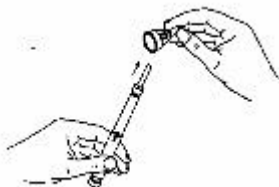


Diagram G

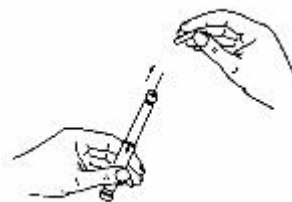


Diagram H

The pen is now ready to use. Since a small amount of air may collect in the needle and reservoir during storage, the next step is to remove any air bubbles.

6. **Hold the INTRON A multidose pen with the needle point upwards.**
7. **Tap the reservoir with your finger so that any air bubbles rise to the top of the reservoir, just below the needle (Diagram I).**

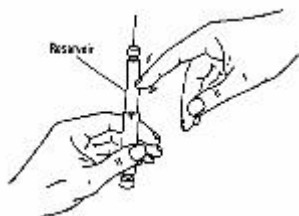


Diagram I

8. **Hold the pen by the barrel and turn the reservoir in the direction as indicated by the arrow in Diagram J (clockwise) until you feel it click.**



Diagram J

9. **Keeping the pen pointing upwards, press the push button up fully and see if a drop of INTRON A solution appears at the needle tip** (notice the drop at the tip of needle in Diagram K).

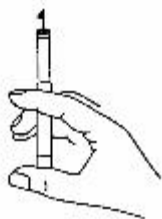


Diagram K

10. **If no drop appears then repeat Steps 7, 8, and 9 until a drop appears at the needle tip.** Note: Some air may still remain in the pen, but this is not important as you have removed the air from the needle and the dose will be accurate.

11. **Replace the INTRON A multidose pencap with the ‘triangle’ opposite the dosage indicator as seen in Diagram L.**

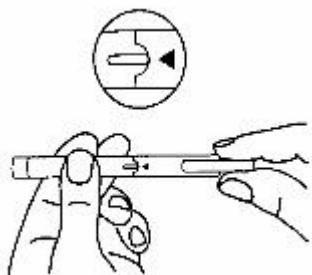


Diagram L

The pen is now ready to set the dose. For the next step hold the pen in the middle of the barrel. This will allow the push button to move freely, ensuring that the correct dose is set.

12. **To set the required dose, hold the pen horizontally by the barrel with one hand. With the other hand, turn the cap in a clockwise direction indicated by the arrow in Diagram M.** You will observe the push button rising, indicating the dose set. To set a 3 MIU dose, turn the cap 2 full turns (10 clicks) = 3.0 MIU.

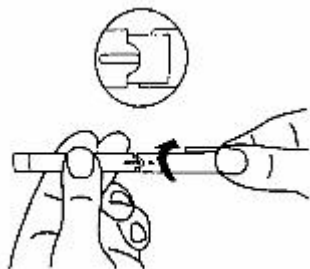


Diagram M

Note: If your health care provider has prescribed a dose other than 3 MIU, the correct dose can be set by turning the cap as many times as indicated as follows:

1 full turn (5 clicks) = 1.5 MIU

3 full turns (15 clicks) = 4.5 MIU

4 full turns (20 clicks) = 6.0 MIU

The push button scale will show you the dose set (see Diagram N). At that point check that you have the correct dose.

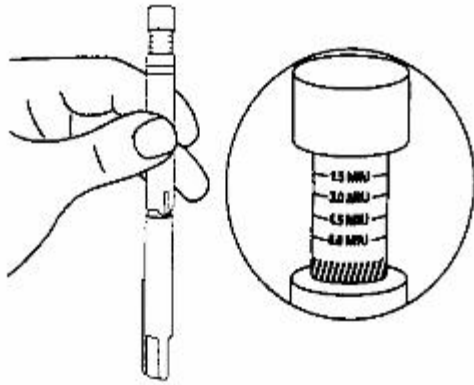


Diagram N

13. **After each complete turn make sure that the triangle is opposite the dosage indicator** (see Diagram O). If you have set a wrong dose, simply turn the cap back (counter-clockwise) as far as you can until the push button is fully home and start again. Once the correct dose is set, you are ready to give the injection.

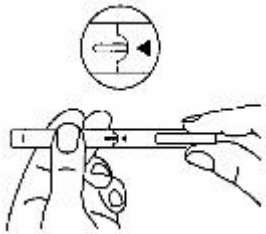


Diagram O

14. **To give the injection, remove the pen cap from the needle. With one hand, pinch a 2-inch fold of loose skin.**
15. **With your other hand, pick up the pen and hold it as you would a pencil. Insert the needle into the pinched skin at an angle of approximately 45°** (see Diagram P) **then press the push button down fully.**
If blood comes into the pen, do not inject. Withdraw the needle and consult your physician or pharmacist.




Diagram P

16. **Leave the needle in place for a few seconds, while holding down the push button, to allow the INTRON A Solution to distribute under the skin.**
17. **Slowly release the push button, then remove the needle.**
18. **Carefully replace the *outer* needle cap using a scooping motion** (See Diagram Q).

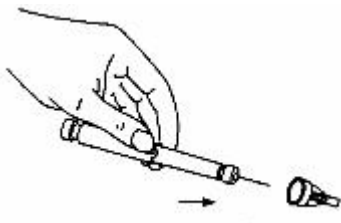


Diagram Q

19. Completely unscrew the needle assembly using a counter-clockwise turning motion as shown in Diagram R. Then carefully lift it off the pen and discard the capped needle (see Diagram S).




Diagram R

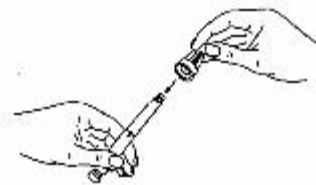


Diagram S

20. Replace the pen cap with the triangle once again opposite the dosage indicator as shown in Diagram T.

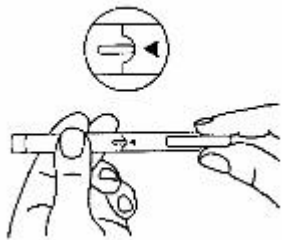


Diagram T

Instructional leaflet and video are available through your health care provider.

How do I store my medications?

STORAGE OF RIBASPHERE® (RIBAVIRIN CAPSULES)

Store RIBASPHERE® (Ribavirin capsules) at room temperature 25°C (77°F); excursions are permitted between 15°C and 30°C (59°F and 86°F).

STORAGE OF INTRON A INJECTION VIAL AND MULTIDOSE PEN

INTRON A Injection vial and multidose pen should be stored in the refrigerator between 2° and 8 °C (36° and 46 °F), not in the freezer.

General advice about prescription medicines

Do not use RIBASPHERE® (Ribavirin capsules) or INTRON A for conditions for which they were not prescribed. If you have any concern about therapy of taking RIBASPHERE® (Ribavirin capsules) together with INTRON A, ask your health care provider. Your health care provider or pharmacist can give you information about RIBASPHERE® (Ribavirin capsules) taken together with INTRON A that was written for health care professionals. Do not give these medicines to other people, even if they have the same condition you have.

Ingredients:

RIBASPHERE® (Ribavirin capsules) contains 200 mg of Ribavirin, USP, and the inactive ingredients Croscarmellose Sodium; Lactose Monohydrate; Microcrystalline Cellulose; and Povidone. The capsule shell consists of gelatin and titanium dioxide. The capsule is printed with edible green pharmaceutical ink which is made of Butyl Alcohol, NF; Yellow Iron Oxide; Dehydrated Alcohol; FD&C Blue #2 Aluminum Lake; Isopropyl Alcohol; Propylene Glycol; Shellac; Strong Ammonia Solution and Titanium Dioxide.

THIS MEDICATION GUIDE HAS BEEN APPROVED BY THE U.S. FOOD AND DRUG ADMINISTRATION.

Manufactured by:

DSM PHARMACEUTICALS, INC.

Greenville, NC 27834

for:

THREE RIVERS PHARMACEUTICALS, LLC

Cranberry Township, PA 16066

1. INTRON® A is a registered trademark of Schering Corporation.
2. PEG-INTRON® is a registered trademark of Schering Corporation.
3. REBETOL® is a registered trademark of Schering Corporation.
4. REBETRON® is registered trademark of Schering Corporation.

5. Novofine is a registered trademark of Novo Nordisk.

U.S. Patent 6,720,000

Copyright© 2006 Three Rivers Pharmaceuticals, LLC.

All rights reserved.

Rev. 09/06

003978

Revised: 01/2008

Distributed by: Three Rivers Pharmaceuticals, LLC