


The American Community Survey: Data for Community Planning




American Community Survey
U.S. Census Bureau

Summer 2001

U.S. Census Bureau


Case Studies from The American Community Survey

Real People Solving Real Problems



Case Study Topics Reflect Wide Scope of Community Interests

- Education
- Economic Development
- Issues of the Elderly
- Well-being of Children
- Rural Issues
- Transportation
- Health Care



The American Community Survey: From Blueprints to Case Studies

Fulton County, PA


- rural needs and issues

Bronx County, NY

- strategic planning for community hospital
- identification and intervention for juvenile diabetes in special populations

Multnomah County, OR

- trends and changes in public school enrollment as influenced by immigration




Rural Issues: Mobile Medical Van

“We can use profiles about our population from the American Community Survey to better identify the need for and benefit of a mobile medical van for medically underserved people. It will help us identify the parts of our service areas most in need of a mobile medical van.”




Fulton County Medical Center
Fulton County, Pennsylvania



Identifying At-Risk Populations for Juvenile Diabetes with ACS Data

- Population by Age
- Population by Gender
- Race and Ancestry
- Hispanic Origin
- Place of Non-US Birth
- Language Spoken at Home
- Household Type/Relationships
- School Enrollment
- Labor Force Status
- Income
- Benefits
- Poverty Level
- Educational Attainment
- Marital Status
- Fertility



Health Care: Targeting Medical Services




New York Presbyterian Hospital
Bronx County, New York

“American Community Survey data will facilitate the Allen Pavilion's strategic planning process for the Bronx.”

“The provision of health care services in the Bronx is particularly challenging since it is a densely populated urban area with large populations of economically disadvantaged minority and immigrant residents.”


“Timely data are essential for the Bronx, as it will enable the Allen to more accurately assess community need and tailor culturally and linguistically appropriate services, which will have a greater success rate.”



Education: Enrollment in Public Schools

“Enrollment was dropping in the Portland Public Schools so the challenge that the American Community Survey helped us understand was which grades were going to need teachers and which grades were not. This is important to planning teacher recruitment.”

Population Research Center
Portland State University



More Case Studies Underway

Springfield (Hampden County), MA

- intervention and prevention of youth violence
- late stage breast cancer detection and intervention

Annie E. Casey Foundation


- profiles on the well-being of children for KidsCount

Franklin County, OH

- use of administrative records and ACS data to determine homeownership rates

Grandparents as caregivers

- profile of this universe across the country




Well-Being of Children: Established Risk Factors for Youth Violence

Social and economic factors contribute to the risk of youth violence.

Poverty and single parent households are among these risk factors.



The most powerful demographic predictors of individual violent crimes are gender (boys in late adolescence and young men) and age (16 and 17-year-olds).




Youth Violence: Springfield, MA

“We used Geographic Information Systems (GIS) software to show the incidence of arrests of youth in 1999 in the police districts of Springfield.



Baystate Medical Center
Springfield, Massachusetts

“Then we layered maps that showed relevant demographic, social, and economic characteristics from the 1999 American Community Survey for the area. Such information helps us tailor intervention strategies appropriate to our community’s needs.”



American Community Survey: Demographic Data for Health Programs


LATE STAGE BREAST

The primary purpose of this study is to identify geographic areas and demographic groups in Springfield, Massachusetts which are at high-risk for late stage breast cancer, in order to:

- determine where breast cancer screening efforts should be intensified.
- design effective breast cancer screening and education programs.




C
A
N
C
E
R



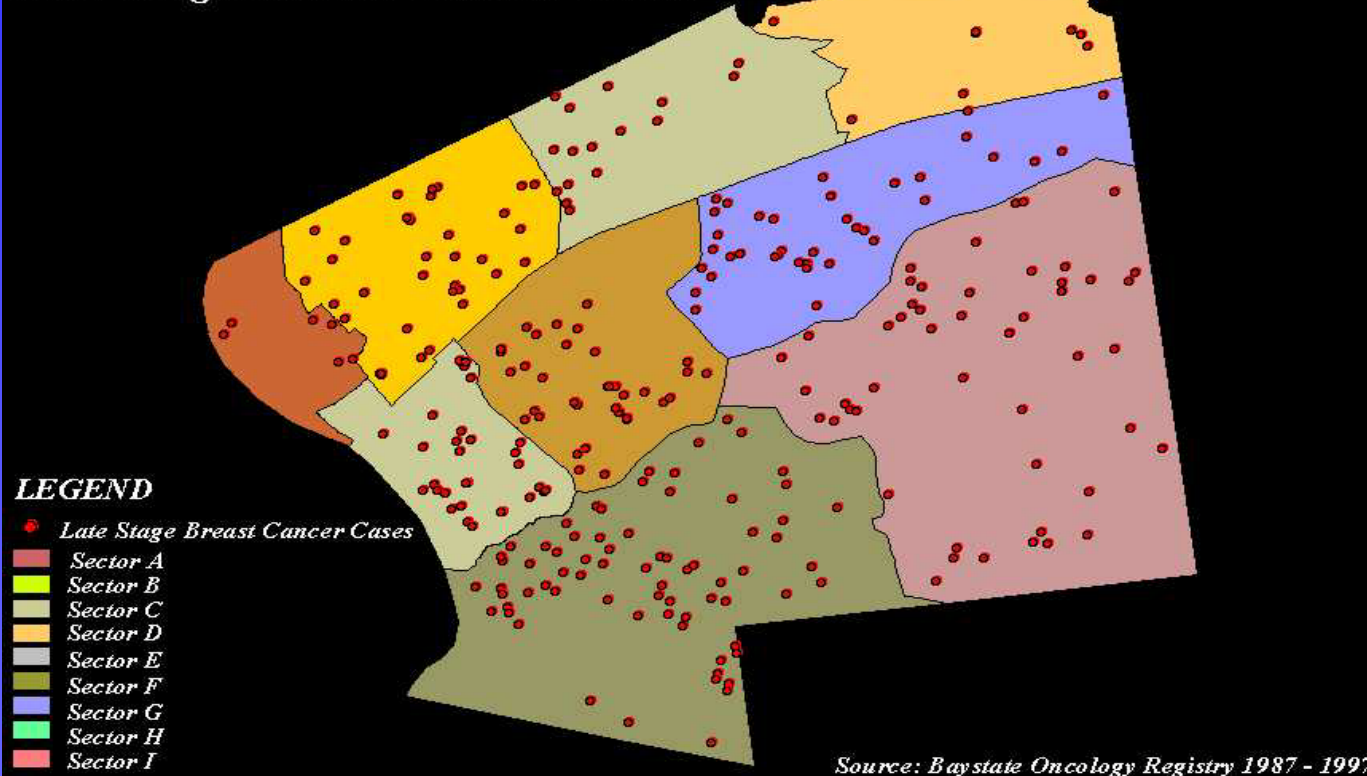
Integration of Health Records and American Community Survey

- Integration of American Community Survey data and health data can be used to:
 - identify the location of high-risk groups.
 - design demographically appropriate intervention strategies.
 - assess resource needs.
 - provide up-to date demographic information to track changes in the location and composition of the population at risk over time.




American Community Survey Data Shown by Springfield's Police Sectors

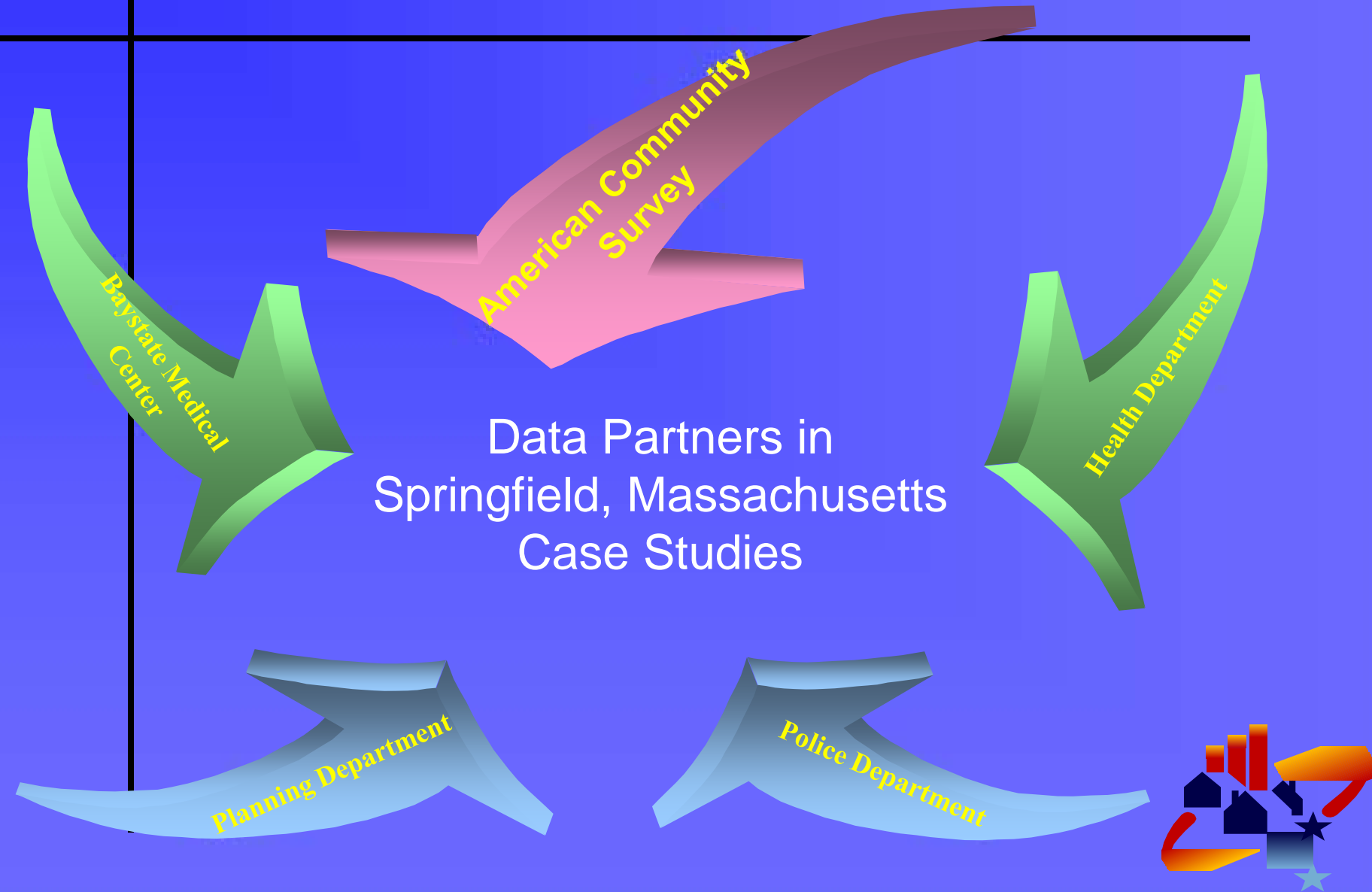
Late Stage Breast Cancer Cases



Using common geography (police sectors) allows analysis of demographic characteristics associated with the geography where late stage breast cancer is known to exist.




American Community Survey Data Used with Local Data Sources




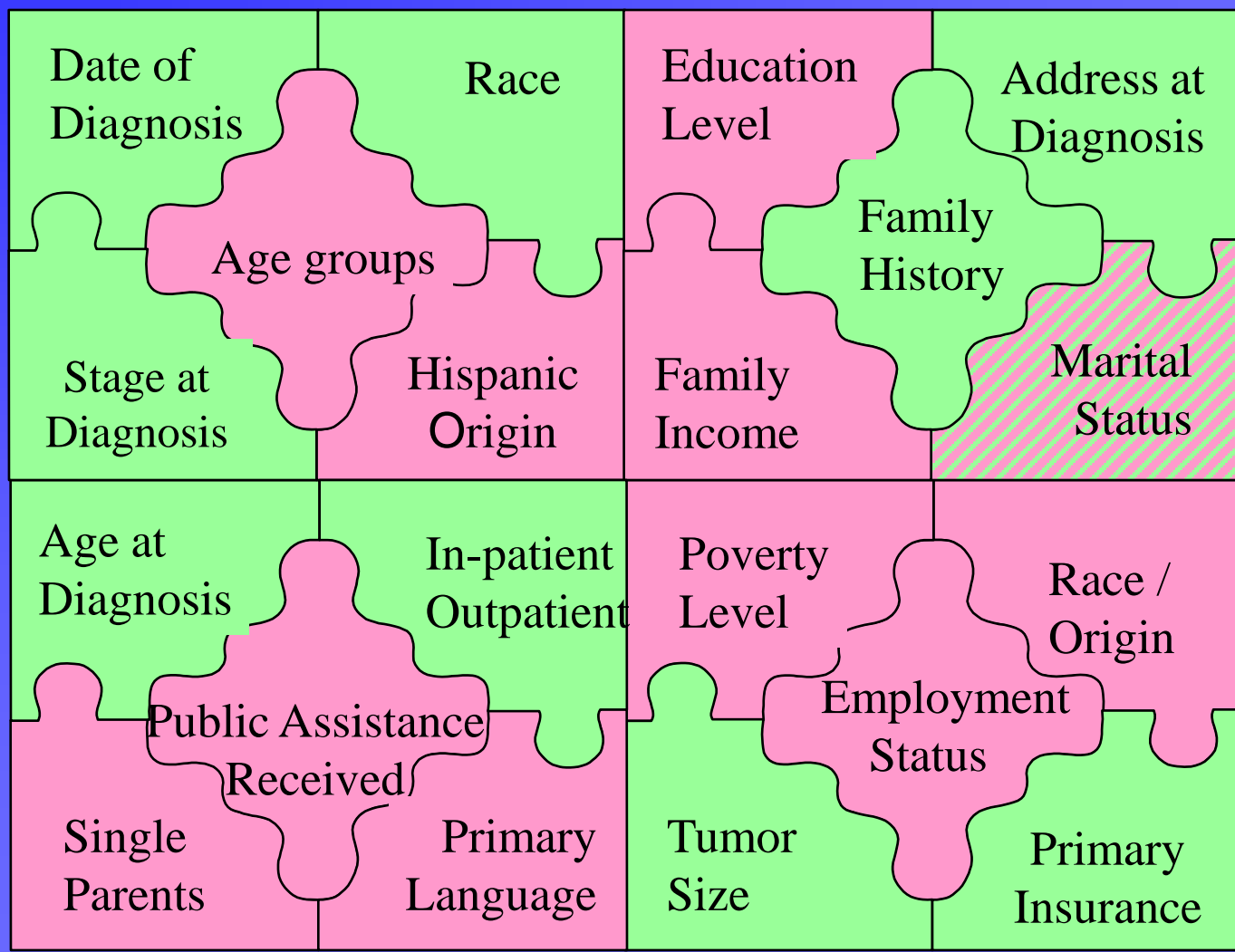
Federal Data Partner: The American Community Survey



- Population characteristics
- Socioeconomic indicators
- Demographic characteristics
- Housing data
- Transportation data
- Age distribution



American Community Survey Data Complements Hospital Data Sources



For More Information

- E-mail us at *cmo.acs@census.gov*
- Call us at 1-888-456-7215
- Visit the American Community Survey Web site at www.census.gov/acs
- Or visit the Census Bureau's Web Site at www.census.gov
 - Click on "Subjects A-Z"
 - Click on "American Community Survey"

