



UNITED STATES ENVIRONMENTAL PROTECTION AGENCY  
WASHINGTON, D.C. 20460



APR 20 1993

PR NOTICE 93-7

OFFICE OF  
PREVENTION, PESTICIDES AND  
TOXIC SUBSTANCES

NOTICE TO MANUFACTURERS, FORMULATORS, PRODUCERS, AND  
REGISTRANTS OF AGRICULTURAL PESTICIDES

Attention: Persons Responsible for Registration of Pesticide Products

Subject: **LABELING REVISIONS REQUIRED BY THE WORKER  
PROTECTION STANDARD (WPS)**

The Worker Protection Standard (WPS) for agricultural pesticides, issued in August, 1992, (40 CFR part 156, subpart K, and 40 CFR part 170) requires labeling changes for many pesticide end-use products. This Notice will help you to determine which of your products - if any - are affected by these new requirements, and will direct you to appropriate detailed guidance for making the required label revisions.

I. **APPLICABILITY OF THIS NOTICE**

In general, the labeling requirements of the WPS and this notice apply to end-use products registered under section 3 or 24(c) of FIFRA and bearing labeling which permits use in the production of agricultural plants on farms or in forests, nurseries, or greenhouses. Because there are some exceptions to this general rule, this notice includes specific criteria which must be applied to each registered product to determine whether it falls within the scope of this notice.

This notice does not apply to manufacturing use products, or to unregistered pesticides used under an experimental use permit issued under FIFRA section 5 or under an exemption issued under FIFRA section 18.

PR Notice 83-2, announcing the Farmworker Safety Label Improvement Program, is superseded by this notice. You must, however, retain any labeling language required by PR Notice 83-2 until it is replaced by new labeling complying with the requirements of this Notice and 40 CFR part 156, subpart K.



**Recycled/Recyclable**  
Printed with Soy/Canola Ink on paper that  
contains at least 50% recycled fiber

## II. WHAT IS IN THIS PACKAGE

The Agency has reviewed its records to identify all registrations accepted for any crop, forestry, nursery or ornamental uses, and therefore potentially affected by the WPS labeling requirements.

If you hold no registrations accepted for any of these uses, EPA has sent you only this PR Notice, which contains the specific criteria to determine with certainty whether any of your products are within the scope of the WPS requirements.

If you hold one or more registrations accepted for crop, forestry, nursery, or ornamental use you are being sent, in addition to this PR Notice, the following supplemental materials:

- Supplement 1: "Listing of Potential WPS Registrations". This lists all your registrations under section 3 or section 24(c) of FIFRA which EPA believes to have been accepted for crop, forestry, nursery, or ornamental uses, and which are likely to fall within the scope of the WPS.
- Supplement 2: "Procedures for Responding to PR Notice". This explains in detail the special procedures established for your response to this notice, and how EPA will act on your responses.
- Supplement 3: "Main Labeling Guidance". This contains step-by-step directions for determining exactly what language you must add to or remove from your current labeling to bring it into compliance with WPS requirements.
- Supplement 3a: "Addendum to Main Labeling Guidance". This contains a master copy of the Product Worksheet which will help you determine the necessary WPS labeling changes, examples of labels that meet the WPS requirements, special guidance on restricted-entry intervals for certain pesticides, and a list of active ingredients providing information you will need to complete certain sections of the Product Worksheet.

## III. REGISTRANT RESPONSIBILITIES

It is your responsibility as a registrant to ensure your own compliance with the requirements of the WPS, and that of any supplementally registered distributors of your products.

### Currently registered products

This notice requires **all** registrants to apply the criteria in section IV below to each of their products currently registered under either section 3 or section 24(c) of FIFRA, to determine whether it falls within the scope of this notice. You will have to review each product's uses as defined in its labeling.

If any particular registration is NOT within the scope of the WPS requirements, no further action is required for that registration. If a registration IS within the scope of these requirements, you must apply for an amendment to your registration to bring its accepted labeling into compliance with the WPS requirements, consistent with the deadlines specified in the WPS itself and summarized below:

- ▶ On or after April 21, 1993, products may be distributed or sold bearing the new WPS labeling.
- ▶ After April 21, 1994, all products within the scope of this notice must bear the new WPS labeling when they are distributed or sold by the primary registrant or any supplementally registered distributor.
- ▶ After October 23, 1995, all products within the scope of this notice must bear the new WPS labeling when they are distributed or sold by any person.

**BECAUSE OF THE LARGE NUMBER OF APPLICATIONS EXPECTED, AND BECAUSE THE WPS PROHIBITS YOUR SALE OR DISTRIBUTION OF ANY PESTICIDE PRODUCT WITHIN ITS SCOPE AFTER APRIL 21, 1994 WITHOUT APPROPRIATELY REVISED LABELING, THE AGENCY STRONGLY RECOMMENDS THAT YOU SUBMIT ALL APPLICATIONS FOR AMENDMENT IN RESPONSE TO THIS NOTICE AS EARLY AS POSSIBLE.**

### Pending Applications

Some currently pending registrations and new products first registered between now and April 21, 1994, will be subject to the WPS labeling requirements.

You should evaluate any of your products for which an application is pending against the WPS scope criteria in section IV, and if any are within the scope of this Notice, you should submit revised proposed labeling consistent with the WPS as early as possible. This may permit the Agency to complete review of the application before the April 21, 1994, compliance date.

A delay in your submission of revised proposed labeling is likely to delay Agency approval of your application.

If you contemplate submitting an application for a new registration within the scope of the WPS, you should submit proposed labeling in compliance with the WPS requirements. As the April 21, 1994, compliance date approaches the Agency may refuse to accept for review applications which do not include proposed labeling consistent with the WPS.

Detailed instructions for bringing your labeling into compliance with the WPS are provided in the supplements to this notice. If you did not receive the supplements, and believe that one or more of your registrations is within the scope of this notice, please call the toll-free WPS Label Information Line at 1-800-777-2185 for assistance.

#### IV. SCOPE CRITERIA: DETERMINING APPLICABILITY TO INDIVIDUAL PRODUCTS

To determine which of your registrations fall within the scope of this notice, answer the questions below for each of them. Answer these questions for all your registrations, whether they were issued under section 3 or 24(c) of FIFRA, and whether or not they are included in the "Listing of Potential WPS Registrations" in Supplement 1.

Note that some products outside the scope of this notice are still within the scope of the WPS (40 CFR part 156, subpart K, and 40 CFR part 170.) While no action with respect to such products is required at this time, EPA may issue future PR Notices that will apply to them.

☛ Begin here for each registration:

- A. Does the labeling contain directions for application to
- ▶ Plants grown to produce food, feed, or fiber?
  - ▶ Turfgrass?
  - ▶ Ornamental plants, trees, or shrubs?
  - ▶ Plants grown to produce seedlings or transplants?
  - ▶ Plants grown to produce cut flowers or cut ferns?
  - ▶ Trees grown to produce timber?
  - ▶ Areas where any such plants are growing?

- ▶ Areas where such plants will soon be grown (i.e., pre-plant or at-plant application)?
- ▶ Areas from which such plants have just been harvested?

If you answered "YES" to any of these questions, this product may be within the scope of this notice. Go on to question B.

If you answered "NO" to all of these questions, this product is NOT within the scope of this notice. Begin again with question A for your next product.

- B. Does the labeling explicitly limit application ONLY to plants intended for aesthetic purposes or climate modification and growing in interior landscapes, ornamental gardens or parks, or on golf courses or lawns and grounds?

If you answered "YES", this product is NOT within the scope of this notice. Begin again with question A for your next product.

If you answered "NO", this product may be within the scope of this notice. Go on to question C.

- C. Does the labeling explicitly limit uses ONLY to those NOT directly related to the production of food, feed, fiber, timber, turfgrass, or ornamentals, such as the following:

- ▶ Use on pasture or rangeland;
- ▶ Use on rights-of-way or other non-crop areas;
- ▶ Use for structural pest control; or
- ▶ Use for mosquito abatement, Mediterranean fruit fly eradication, or in other wide-area government-sponsored pest control programs?

If you answered "YES" to this question, this product is NOT within the scope of this notice. Begin again with question A for your next product.

If you answered "NO" to this question, this product may be within the scope of this notice. Go on to question D.

- D. Does the labeling contain directions only for one or more of the following:

- ▶ Control of vertebrate pests;
- ▶ Use as an attractant in traps;

- ▶ Use on the portions of agricultural plants that have been harvested, including harvested timber; or
- ▶ Application using a point-source pheromone dispenser of a size easily retrieved from the field, such as a "twist-tie"?

If you answered "YES" to this question, this product is NOT within the scope of this notice. Begin again with question A for your next product.

If you answered "NO" to this question, this product may be within the scope of this notice. Go on to question E.

E. Is the product labeled **PRIMARILY** for use in production of plants in homes, home flower or vegetable gardens, home lawns, or home greenhouses? Answer "yes" to this question only if the current labeling meets **ALL** the following tests:

1. The labeling indicates that the product is intended for use in or around the home, home flower or vegetable garden, home lawn, or home greenhouse; **AND**
2. The labeling does **NOT** include any of the following directions or phrases:
  - ▶ Skull and crossbones symbol and word "Poison";
  - ▶ A requirement for users to wear a respirator;
  - ▶ A requirement for users to wear chemical-resistant, waterproof, or liquid-proof suits or coveralls or "rainsuits";
  - ▶ The phrase "for professional use";
  - ▶ The phrase "for commercial use";
  - ▶ Directions for use on farms, sod farms, forests, nurseries, or greenhouses except home greenhouses;
  - ▶ Directions for use including the word "crops" or the phrases "for crop production" or "for sod production";
  - ▶ Application rates expressed per acre;
  - ▶ Dilution rates expressed per hundred gallons;
  - ▶ Directions for application by aerial, ground-boom, airblast, or other motor-driven vehicles or equipment;
  - ▶ Directions for use of a surfactant, buffer, or adjuvant;
  - ▶ Directions for tankmixing with fertilizer or with other pesticides;
  - ▶ Any reference to chemigation;

- ▶ Directions for mechanical agitation;
  - ▶ Instructions or restrictions concerning livestock grazing; AND
3. The product is packaged in a container holding no more than 40 pounds if the product is a solid, or 2 gallons if it is a liquid, or 2 pounds if it is an aerosol.

If all three tests (E. 1, 2, & 3) above are **fully satisfied**, this product is NOT within the scope of this notice. **Begin again with question A for your next product.**

If any of these three tests is not fully satisfied, **THIS PRODUCT IS WITHIN THE SCOPE OF THIS NOTICE.** (If your product does not satisfy all these three tests but you believe it is nonetheless intended primarily for home use or is otherwise limited to use on plants grown for other than commercial or research purposes, call the WPS Label Information Line at 1-800-777-2185 for assistance.) Go on to question F.

- F. Does the product contain ethyl parathion, or is it a fumigant?

If you answered "YES" to this question, **THIS PRODUCT IS WITHIN THE SCOPE OF THIS NOTICE**, but the required label changes are not addressed in Supplement 3: Main Labeling Guidance. Special labeling guidance for ethyl parathion products and fumigants is being distributed to affected registrants separately. **DO NOT** revise the labels of ethyl parathion products or fumigants until you have received the appropriate special guidance. If you hold a registration for an ethyl parathion product or a fumigant which is not flagged on the enclosed "Supplement 1: Listing of Potential WPS Registrations", you can obtain a copy of the special guidance by calling the WPS Label Information Line at 1-800-777-2185. Go back to question A for your next product.

If you answered "NO" to this question, start again with question A for your next product. When all your products have been assessed against the scope criteria, proceed to the next section.

## V. NEXT STEPS

When you have applied the scope criteria in section IV to all your registrations, you are ready to proceed.


- ▶ No further action is required for products which are not within the scope of this Notice.

- ▶ For any product which is within the scope of this Notice you must decide how you will proceed. You have three possible choices, all described in detail in Supplement 2: "Procedures for Responding to PR Notice 93-7":
  - ▶ You may submit an application to amend the labeling to comply with the requirements of the WPS.
  - ▶ You may submit an application to amend the labeling to delete all uses or modify other statements that make the product subject to the WPS. If you choose this option you may not sell or distribute after April 21, 1994, any product whose label includes uses subject to the WPS unless that product is labeled in compliance with the amended Part 156, subpart K.
  - ▶ You may request cancellation of the product registration. If you choose this option you will not be permitted to sell or distribute existing stocks of product with non-complying labeling after April 21, 1994.

Because of the large number of affected registrations and the early deadlines for compliance, the Agency has set up special procedures to improve efficiency. These procedures are described in Supplement 2 to this Notice. If you follow them exactly, your responses will be reviewed and acted upon more quickly by EPA. Registrants are advised, however, that even if the Agency has not acted on your response, it remains your responsibility to ensure that no product labeled for WPS uses is distributed or sold by you or any supplementally registered distributor of your product after April 21, 1994, unless its labeling complies with the requirements of amended 40 CFR part 156, subpart K.

## VI. FOR FURTHER INFORMATION AND ASSISTANCE

The Agency has established a toll-free WPS Label Information Line to help registrants understand and implement the required labeling changes. If after reading this notice and any relevant supplements you are unsure whether a product falls within the scope of these requirements, or have questions about what you must do to bring your label into compliance, or need copies of application forms or of materials omitted from your package, you are encouraged to call the WPS Label Information Line (1-800-777-2185) for help. It is attended during normal business hours; at other times you may leave a message for a return call.

  
Lawrence E. Culleen, Acting Director  
Registration Division  
Office of Pesticide Programs



**SUPPLEMENT TWO**

**PROCEDURES FOR RESPONDING  
TO PR NOTICE 93-7**

# PROCEDURES FOR RESPONDING TO PR NOTICE 93-7

## I. INTRODUCTION

Because of the large number of registrations affected by the Worker Protection Standard (WPS) of 1992, and the early deadlines for compliance, the Agency has set up special procedures to handle responses to PR Notice 93-7 efficiently. If you follow these procedures exactly, your responses will be reviewed and acted upon more quickly by EPA. Remember that if you have questions about the guidance you have received, or about what you must do to comply, you can get help by calling the toll-free WPS Label Information Line at 1-800-777-2185.

## II. ADDRESS FOR RESPONSES

The Agency has established a special address for all responses to this notice. The Agency cannot promise prompt attention for responses sent to the Product Manager or to any address other than that specified below. The first listed address is a postal box, which should be used for all responses sent via the U.S. Postal Service:

U.S. EPA: Worker Protection Standard  
P.O. Box 9800  
McLean, VA 22102

If you prefer to submit your responses via private courier, send your responses to:

U.S. EPA: Worker Protection Standard  
c/o NCI Information Systems  
8260 Greensboro Drive, Suite 400  
McLean, VA 22102

**TO ENSURE PROMPT ATTENTION BY THE AGENCY, SEND ALL RESPONSES TO PR NOTICE 93-7 TO ONE OF THESE ADDRESSES.**

## III. SUMMARY OF WPS LABELING REQUIREMENTS

The WPS generally requires products within its scope to bear additional labeling statements, including:

- Front panel signal word ("Danger" or "Warning") and warning statement in both Spanish and English;

- Label identification of products containing an organophosphate, an N-methyl carbamate, or a fumigant;
- Standardized requirements for personal protective equipment for mixers, loaders, applicators, and other pesticide handlers, located in the section headed "Hazards to Humans and Domestic Animals";
- New statements in the Directions for Use prohibiting exposure of workers or others during application, and referring to State or Tribal lead agencies for possible additional requirements;
- A new "Agricultural Use Requirements" section near the beginning of the Directions for Use, containing:
  - A general reference to the WPS,
  - For some products, a requirement for both oral notification of workers and posting of treated areas,
  - Restricted-entry intervals,
  - Standardized requirements for personal protective equipment for early-entry workers.

In addition previously accepted statements on current labeling which conflict with the WPS-required statements must be deleted, unless they provide a greater level of protection than the WPS-required statements.

#### IV. SUMMARY OF RESPONSES

For each product within the scope of the WPS requirements you must decide how you will proceed. You have three possible choices:

- You may submit an application to amend the labeling to comply with these labeling requirements. Procedures for submitting such amendments for registrations under FIFRA section 3 are in section V. below. Procedures specific to registrations under FIFRA section 24(c) are in section VI. below.

- You may submit an application to amend the labeling to delete all uses or modify other statements that make the product subject to the WPS. Procedures for submitting such amendments are in section VII. below.
- You may request cancellation of the product registration. Procedures for submitting such a request are in section VIII. below.

Whatever you choose, you should respond as promptly as possible to permit time for the Agency to review and act on your response before the compliance deadlines.

## V. AMENDING A SECTION 3 REGISTRATION TO COMPLY WITH WPS REQUIREMENTS

If you decide to amend your FIFRA section 3 labeling to comply with the WPS requirements, you must first work through Supplement Three, completing a Product Worksheet and developing a revised label. If you believe that applying the guidance in Supplement Three to your current label would lead to a label either not protective enough or unreasonably overprotective, or otherwise unreasonable for your product, call the WPS Label Information Line at 1-800-777-2185 for assistance.

**EPA STRONGLY RECOMMENDS THAT YOU LIMIT THE CHANGES TO YOUR LABEL AT THIS TIME TO ONLY THOSE NEEDED TO BRING IT INTO COMPLIANCE WITH THE WPS REQUIREMENTS.** If you combine changes to meet the WPS requirements with other changes to your label in the same amendment, EPA can not promise prompt attention to your submission.

If you need to make other amendments to your registration, you may submit separate, concurrent amendments to achieve WPS compliance and to make other changes. Prepare your amendment to comply with the WPS as specified here and send it to the special address in section II. above. Prepare the amendment making other changes in the normal way, and send it to the assigned Product Manager in the Registration Division.

### A. *Elements Required in a Complete Application*

To amend a product registration to comply with the WPS requirements you must include the following items, each explained further below:

- EPA Form 8570-1, Application for Pesticide Amendment, filled out as follows:

- In Section I, complete items 1-5. Leave item 6 blank.
- In Section II, mark the box for "amendment", and in the block labeled "explanation" enter "Amendment to meet WPS requirements; additional certification statements are attached."
- Leave Section III blank.
- In Section IV, complete items 1-5. Be sure to sign and date the form.
- Certification that no changes are being proposed other than those necessary to comply with WPS requirements.
- Toxicity category values by route of exposure for the end-use product.
- Attached statements flagging extraordinary PPE requirements.
- Two copies of your current labeling, marked up to indicate all statements deleted to achieve WPS compliance.
- Five copies of your proposed amended labeling, two of them highlighting all statements added to achieve WPS compliance.

### Certification Statements

If you wish your application for amendment to be reviewed quickly by the Agency, you must certify that you are proposing no changes other than those required to comply with the WPS requirements. Two alternate certification statements are provided. Use the first if you are following the guidance in Supplement Three exactly, with respect to both wording and placement on the label of all required statements. Use the second version if you are proposing to deviate from the exact wording and/or placement directions in Supplement Three.

Select the appropriate one of these two statements and copy it word-for-word onto a separate sheet attached to your application, incorporating it into your application by reference in Section II of the application form. Your signature in Section IV of the application form serves as the signature on the certification. Please transcribe the certification statement accurately; deviations from the prescribed language will delay Agency action on your application.

*Certification when Supplement Three is followed exactly:*

I certify that the revised labeling being submitted for this product is in complete accordance with the labeling requirements of PR Notice 93-7, which reflects the requirements of EPA's labeling regulations for worker protection statements (40 CFR part 156, subpart K). Where exact language is specified in the PR Notice I have used that language exactly, in the location specified. I further certify that no revisions are being submitted other than those directed by PR Notice 93-7. I understand that it would be a violation of FIFRA if I or my supplemental registrants were to sell or distribute this product after April 21, 1994, without amended labeling complying with the requirements of 40 CFR part 156, subpart K.

*Certification when deviations are proposed:*

I certify that the revised labeling being submitted for this product is in complete accordance with the labeling requirements of PR Notice 93-7, which reflects the requirements of EPA's labeling regulations for worker protection statements (40 CFR part 156, subpart K), except where noted. I have, in one or more places in the revised labeling, proposed changes that deviate from the exact language or location specified in the PR Notice. I have identified all such statements by highlighting them in a way that distinguishes them from any other label revisions. I have attached an explanation for each proposed deviation. I have proposed no changes to this labeling other than those required to comply with 40 CFR part 156, subpart K. I understand that EPA cannot guarantee to render its decision on revised labeling not in complete conformance with PR Notice 93-7 by April 21, 1994. I understand that it would be a violation of FIFRA if I or my supplemental registrants were to sell or distribute this product after April 21, 1994, without amended labeling complying with the requirements of 40 CFR part 156, subpart K.

Product Acute Toxicity Categories by Route of Exposure

To ensure prompt review of your application, in the same attachment containing your certification statement copy the text below, filling in the blanks with the toxicity category values from blocks 3-7 in Part I of the Product Worksheet; if any of these blocks on the Worksheet are blank, leave them blank here as well.

The acute toxicity categories (I, II, III, or IV) for this product as entered in blocks 3-7 on Part I of the Product Worksheet are:

- \_\_\_ Acute oral toxicity
- \_\_\_ Acute dermal toxicity
- \_\_\_ Skin irritation potential
- \_\_\_ Eye irritation potential
- \_\_\_ Acute inhalation toxicity

### Extraordinary PPE Requirements

Finally, list in the attachment any requirement on your proposed label for a chemical-resistant suit, or for different PPE for agricultural and non-agricultural users.

### Annotated Labels

You may meet the requirement for annotated copies of your current label and highlighted copies of your proposed label by submitting "red-lined" text of your label on a single document, showing deletions as strikeouts and highlighting additions. Five copies of such a document are required.

### *B. Submission and Agency Response*

#### Submitting Applications for Amendment

Submit all applications for WPS amendments to the special address in section II. above.

#### Agency Response to Amendments

If your amendment application is submitted to the special WPS address, is complete, and includes the exact text of the first of the two versions of the certification statement specified above, the proposed label will be reviewed for substantive WPS compliance through a special accelerated process. If it is found acceptable, it will be stamped "accepted" with a comment that, based on your certification, only those portions of the labeling affected by the WPS labeling requirements were reviewed and accepted, and any other changes from previously accepted labeling have not been reviewed or accepted. Most label changes require Agency approval before product may be sold or distributed bearing the new label. If any changes to your label are neither reviewed nor accepted, sale or distribution of product bearing a label including such changes will probably be in violation of FIFRA, and could subject you to

enforcement action. A copy of the stamped accepted labeling and the associated comments will be mailed to you promptly after the decision is made.

If your amendment application is submitted to the special WPS address, is complete, and includes the exact text of the second of the two versions of the certification statement specified above, the proposed label will be preliminarily reviewed for substantive WPS compliance through the accelerated process, and then referred to the normal registration process for assessment of the proposed deviations from the standard label statements defined in Supplement Three. The Agency cannot predict with confidence how long this review will take; registrants may wish to consider submitting a separate application with a proposed label with no deviations from the standard statements to ensure acceptance before the April 21, 1994 deadline. If the amendment with non-standard language is eventually found acceptable, it will be stamped "accepted" with the comment that, based on your certification, only those portions of the labeling affected by the WPS labeling requirements were reviewed and accepted, and any other changes from previously accepted labeling have not been reviewed or accepted. As noted above, most label changes require Agency approval before product may be sold or distributed bearing the new label. If any changes to your label are neither reviewed nor accepted, sale or distribution of product bearing a label including such changes will probably be in violation of FIFRA, and could subject you to enforcement action. A copy of the stamped accepted labeling and the associated comments will be mailed to you promptly after the decision is made.

Amendments which do not include one of the two certification statements specified above will be referred to the normal registration process for attention.

#### VI. AMENDING A SECTION 24(c) REGISTRATION TO COMPLY WITH WPS REQUIREMENTS

If a 24(c) registration extends the range of approved uses for a cited product registered under FIFRA section 3 which falls within the scope of the WPS, and if that section 3 "parent" registration is brought into compliance with the WPS requirements, then the 24(c) registration will usually not have to be modified. In that case, no submission to the Agency is required.

The following special circumstances require modification of 24(c) registrations to comply with WPS labeling requirements:

- If your 24(c) has no cited "parent" section 3 registration currently registered by EPA and listed on Supplement One, then you must add all the WPS-required statements to your 24(c) label.



- If your 24(c) has one cited "parent" section 3 registration currently registered by EPA and the "parent" is NOT being amended to comply with the WPS labeling requirements, then you must add all the WPS-required statements to your 24(c) label.
- If your 24(c) has more than one cited "parent" section 3 registration currently registered by EPA and not all of them are being amended to comply with the WPS labeling requirements, then you must either add all the WPS-required statements to your 24(c) label or delete the citation of the "parent" registration(s) not being amended to include WPS labeling.
- If it is not already present on your 24(c) labeling you must add the following statement:
 

"Follow all applicable directions, restrictions, and precautions on the EPA-registered label"
- If there are any statements on your current 24(c) labeling concerning re-entry intervals, required personal protective equipment, requirements for oral warnings or posting of treated areas, or worker safety requirements, call the WPS Label Information Line at 1-800-777-2185 for assistance and specific instructions.

#### Elements Required in a Complete Application to Amend a 24(c)

There is no standard form for applying for an amendment to a registration issued under section 24(c). A complete application must include the following elements:

- A letter fully identifying the 24(c) registration, requesting the amendment, and explaining which of the circumstances listed above apply.
- A signed and dated certification that no changes are being proposed other than those necessary to comply with WPS requirements. Use the appropriate one of the two versions prescribed in section V. above for section 3 amendments.
- Two copies of your current 24(c) labeling, marked up to indicate all statements deleted to achieve WPS compliance.

- Five copies of your proposed amended 24(c) labeling, two of them highlighting all statements added to achieve WPS compliance.

As with Section 3 amendments, you may meet the requirement for annotated copies of your current label and highlighted copies of your proposed label by submitting "red-lined" text of your label on a single document, showing deletions as strikeouts and highlighting additions. Five copies of such a document are required.

In addition, if the "parent" section 3 registration is not being brought into WPS compliance and all WPS-required statements are being added to the 24(c) label, the following elements (as defined for section 3 amendments in section V. above) are also required:

- Toxicity category values by route of exposure for the end-use product used under the 24(c) registration.
- Statements listing certain extraordinary PPE requirements in the 24(c) label.

#### Submission of 24(c) amendment requests

Submit all letters requesting amendments to registrations under section 24(c) to bring them into compliance with WPS labeling requirements to the special address in section II. above. Send an information copy as well to the registration office of the state which issued the original 24(c) registration.

#### Agency response

Requests to amend 24(c) registrations to bring them into compliance with WPS requirements will be processed exactly like section 3 amendments, described above.

### VII. AMENDING A SECTION 3 REGISTRATION TO TAKE THE PRODUCT OUT OF SCOPE OF THE WPS

If you decide to amend your section 3 labeling to take your product out of the scope of the WPS requirements, you will have to delete all in-scope uses or other statements or directions for use which cause the current labeling to fall within the scope of the WPS. In preparing such an amendment, work carefully through the scope criteria in section IV. of PR Notice 93-7 to ensure that your proposed amendments will indeed remove the product from the scope of the requirements. If you remove some but not all of the in-scope uses from your

label, you will still be legally responsible for full compliance with the WPS, and must not distribute or sell any product bearing any WPS uses after April 21, 1994, without WPS labeling.

Some considerations to bear in mind if you choose to pursue this option:

- Turfgrass use generally requires WPS labeling, because use on turf grown to produce sod and use on turf grown to produce seed are both covered by the WPS.
- Use on ornamentals generally requires WPS labeling, because use on ornamentals grown for resale or for seed is covered by the WPS.
- Use on certain crops grown for pasture or green manure, such as alfalfa, clover, or oats, generally requires WPS labeling, because these crops may also be harvested for animal feed, which is a WPS use.

If you have questions about interpreting the scope criteria, you may call the WPS Label Information Line at 1-800-777-2185 for assistance.

#### Elements Required in a Complete Application for Amendment

A complete application package for amendments to remove a product from the scope of the WPS requirements will include the following items, each explained further below:

- EPA Form 8570-1, Application for Pesticide Amendment
  - In Section I, complete items 1-5. Leave item 6 blank.
  - In Section II, mark the box for "amendment", and in the block labeled "explanation" enter "Amendment to delete uses to remove product from scope of WPS."
  - Leave Section III blank.
  - In Section IV complete items 1-5. Be sure to sign the application.
- Two copies of your current labeling, marked up to indicate all statements deleted.
- Five copies of your proposed amended labeling, highlighting any statements added.

## Annotated labels

You may meet the requirement for submitting annotated copies of your current label and highlighted copies of your proposed label by submitting "red-lined" text of your label as a single document, showing deletions as strikeouts and highlighting additions. Five copies of such a document are required.

### *B. Submission and Agency Response*

#### Submitting Applications for Amendment

Submit all applications for WPS amendments to the special address in section II. above.

#### Agency Response to Amendments

If your amendment application is submitted to the special WPS address and is complete, the proposed label will be reviewed promptly to confirm that the changes you have proposed will remove the product from the scope of the WPS requirements. If the Agency's review indicates that your label is still within the scope of the WPS requirements, you will be so notified.

If your amendment is acceptable and involves deletion of one or more uses, then as required by section 6(f)(1) of FIFRA, the Agency will publish in the Federal Register a notice of receipt of your amendment to delete uses, and defer action for 90 days to give affected minor users an opportunity to try to persuade you to retain the use(s). When the comment period has expired, the Agency will approve the amendment unless you have withdrawn it, and stamp the amended label "accepted".

Any delays in Agency action resulting from the required public notice do not affect the compliance deadlines for WPS labeling. You must still not distribute or sell after April 21, 1994, any products bearing WPS uses without labeling that complies with 40 CFR part 156, subpart K.

## VIII. REQUESTS FOR VOLUNTARY CANCELLATION.

As provided by section 6(f)(1) of FIFRA, you may at any time ask the Agency to cancel your registration. No special form is required to request cancellation. You must submit your request on registrant letterhead, the request for cancellation must be explicit, and the request must be signed and dated by a responsible company official. You may request cancellation of

more than one registration in a single letter; you must include the following information to identify each registration for which cancellation is requested:

- For registrations under section 3, the registration number and product name of each product for which cancellation is requested.
- For registrations under section 24(c), the 24(c) number and a description of the approved uses for each such registration for which cancellation is requested.

Any cancellation requests submitted in response to this Notice should be submitted to the special address in section II. above.

If your request is complete, then as required by section 6(f)(1) of FIFRA, the Agency will publish in the Federal Register a notice of receipt of your request, and defer action for 90 days to give affected minor users an opportunity to try to persuade you to retain the registration(s). When the comment period has expired, if you have not withdrawn your request the Agency will issue an order canceling the registration(s).

Cancellations will be effective on the date of the cancellation order. Consistent with established Agency policy, a period of up to one year from the date of your request will be allowed for your disposition of existing stocks of voluntarily canceled products. You will not, however, be permitted to sell or distribute existing stocks of a canceled pesticide labeled for uses within the scope of the WPS after April 21, 1994, unless those stocks are labeled in accordance with the requirements of 40 CFR part 156, subpart K.

## **SUPPLEMENT THREE**

### **MAIN LABELING GUIDANCE**

Follow the instructions in this supplement to determine:

- the exact wording of the labeling statements the Worker Protection Standard requires, and
- where to place the statements on the labeling.

## REVISING LABELING STATEMENTS

This section provides step-by-step instructions for determining the exact wording of the labeling statements that are required to comply with this Notice. Use the **PRODUCT WORKSHEET**, which is located on the last four pages of Supplement Three-A, "Addendum to Main Labeling Guidance," to work through this section. **Remove the 4-part PRODUCT WORKSHEET** from the "Addendum to Main Labeling Guidance." Make a copy of the blank Worksheet for each product that will require labeling changes.

1.

**Fill in the Numbered Blocks at the Top of the Product Worksheet, Using the Instructions Below.**

You will not be filling in these blocks in the order in which they are numbered. The order of the blocks is designed so that when you use the information in the blocks, they are (1) located with the Worksheet where the information is needed and (2) located next to other blocks with which they must be compared. In contrast, the order in which the blocks are filled in was designed to extract all the required information from one source (i.e., product label, addenda to this Notice, registrant's data, etc.) at a time.

**Use information from the labeling of your end-use product to fill in blocks 1, 2, 14, 15, 18, and 22.**

### WORKSHEET BLOCK

### INSTRUCTIONS

Block 1 and  
Block 14

Enter the product name and EPA registration number of the end-use product.

"End-use  
Product Name  
and EPA Reg.  
Number"

Example: NO-PEST 80% WP, EPA Reg. No. 555-1212

## MAIN LABELING GUIDANCE

### WORKSHEET BLOCK

### INSTRUCTIONS

**Block 2 and  
Block 15  
"Signal Word"**

Enter the **signal word** that appears on the current label -- DANGER, WARNING, or CAUTION.

**Block 18  
"Existing  
Notification  
Statement"**

Write "YES" if your product labeling currently requires **posting of treated areas**.

Write "NO" if your product labeling currently (1) allows users a choice between oral warnings and posting treated areas or (2) says nothing about posting treated areas.

**Block 22  
"Existing  
REI"**

From your current product labeling, enter any **reentry interval (REI)** that pertains to WPS-covered uses (food, feed, fiber, ornamental, and tree crops and soil-directed uses).

- If the current reentry interval is "sprays have dried or dusts have settled," or if there is **no current REI** for any WPS-covered uses, write "NO" in this block.
- If the label lists **more than one REI** for WPS-covered uses, enter each of them, along with the crop or use with which it is associated. **Example:** Corn -- 24 hours; Tomatoes -- 12 hours.

If you believe that the reentry interval on your product labeling was established by EPA as a **product-specific REI** based on data collected in accordance with 40 CFR 158.390 and Subdivision K of the Pesticide Assessment Guidelines, call 1-800-777-2185. However, such REI's are very rare, because there are few products for which a complete set of toxicological studies (acute, sensitization, and delayed effects) and reentry studies have been submitted and accepted. In nearly every instance, an REI of "sprays have dried" or "dusts have settled" or "0 days" is a temporary interval that must be changed to comply with the WPS.



## MAIN LABELING GUIDANCE

If your product's current reentry interval is longer than 72 hours (3 days) and your product does NOT contain captan, carbofuran, cyromazine, dimethoate, ethion, ethyl parathion, ethoprop, fonofos, methidathion, methomyl, mevinphos, propargite, sethoxydim, sulfuric acid, or terbufos, call 1-800-777-2185.

Use information about the active ingredient(s) in your product to fill in blocks 12-13, 16-17, and 19-21.

- **If Your Product Has Only One Active Ingredient:**

Go to page 6 now.  
(Skip pages 4-5.)

- **If Your Product Has More Than One Active Ingredient:** use the instructions below to determine the appropriate active ingredient information for the product.

For products with more than one active ingredient, follow the directions below to complete the multiple active ingredient blocks on Parts 1 and 2 of the PRODUCT WORKSHEET (located below blocks 12, 13, 16, 17, 19, 20, and 21).

### Multiple AI Blocks

- In the block labeled "Active Ingredient A" on Parts 1 and 2 of the PRODUCT WORKSHEET, enter the name of the first active ingredient.
- **Find the active ingredient in the AI LIST** (page 1 in Supplement Three-A, "Addendum to Main Labeling Guidance").
- Use the information about the active ingredient from the AI LIST (following the instructions below) to complete blocks 12A, 13A, 16A, 17A, 19A, 20A, and 21A on the PRODUCT WORKSHEET.

## MAIN LABELING GUIDANCE

- Following the same procedure, complete Row B for the second active ingredient and Row C if the product has a third active ingredient. If you have more than three active ingredients, either double the entries in the blocks or use another sheet of paper.

### WORKSHEET BLOCK

### INSTRUCTIONS

Block 12A "Existing Respirators"	Enter either "D/M" or "O/V" -- whichever is in column 12 on the AI LIST.
Block 13A "WPS Respirators"	Enter the Toxicity Category (I, II, III, or IV) that is listed in column 13 on the AI LIST.
Block 16A "Organo- phosphate"	Enter either "YES" or "NO" -- whichever is in column 16 on the AI LIST.
Block 17A "N-Methyl Carbamate"	Enter either "YES" or "NO" -- whichever is in column 17 on the AI LIST.
Block 19A "WPS Notification Statement"	Enter either "YES" or "NO" -- whichever is in column 19 on the AI LIST.
Block 20A "WPS REI"	Enter the restricted-entry interval listed for the active ingredient in column 20 on the AI LIST.
Block 21A "Arid Area REI"	Enter either "YES" or "NO" -- whichever is in column 21 on the AI LIST.

Use the instructions below to decide which information from the multiple active ingredient blocks must be transferred to the corresponding blocks in the row above (Worksheet blocks 12, 13, 16, 17, 19, 20, and 21).

**WORKSHEET BLOCK**

**INSTRUCTIONS**

**Block 12:  
"Existing  
Respirators"**

Does block 12A, 12B, OR 12C list "O/V"? If so, enter "O/V" in block 12. Otherwise, enter "D/M" in block 12.

**Block 13:  
"WPS  
Respirators"**

From the Toxicity Category numbers listed in blocks 13A, 13B, and 13C, enter in block 13 the one that represents the most toxic category. (I is most toxic; IV is least toxic.)

**Block 16:  
"Organo-  
phosphate"**

Does block 16A, 16B, OR 16C list "YES"? If so, enter "YES" in block 16. Otherwise, enter "NO" in block 16.

**Block 17:  
"N-Methyl  
Carbamate"**

Does block 17A, 17B, OR 17C list "YES"? If so, enter "YES" in block 17. Otherwise, enter "NO" in block 17.

**Block 19:  
"WPS  
Notification  
Statement"**

Does block 19A, 19B, OR 19C list "YES"? If so, enter "YES" in block 19. Otherwise, enter "NO" in block 19.

**Block 20:  
"WPS REI"**

Enter in block 20 the longest REI that is listed in blocks 20A, 20B, OR 20C.

**Block 21:  
"Arid Area  
REI"**

Does block 21A, 21B, OR 21C list "YES"? If so, enter "YES" in block 21. Otherwise, enter "NO" in block 21.

- Go to page 7 -- Instructions for PRODUCT WORKSHEET Blocks 3-8.

## MAIN LABELING GUIDANCE

If your product has a single active ingredient, find that ingredient in the AI LIST (page 1 in Supplement Three-A "Addendum to Main Labeling Guidance"). Use the information from the AI LIST to complete blocks 12, 13, 16, 17, 19, 20 and 21 at the top of the PRODUCT WORKSHEET. Follow the instructions below. (You will NOT need to use the set of boxes for Active Ingredients A, B, and C. They are for use only with products that have multiple active ingredients.)

### WORKSHEET BLOCK

### INSTRUCTIONS

<b>Block 12</b> "Existing Respirators"	Enter either "D/M" or "O/V" -- whichever is in column 12 on the AI LIST.
<b>Block 13</b> "WPS Respirators"	Enter the Toxicity Category (I, II, III, or IV) that is listed in column 13 on the AI LIST.
<b>Block 16</b> "Organo- phosphate"	Enter either "YES" or "NO" -- whichever is in column 16 on the AI LIST.
<b>Block 17</b> "N-Methyl Carbamate"	Enter either "YES" or "NO" -- whichever is in column 17 on the AI LIST.
<b>Block 19</b> "WPS Notification Statement"	Enter either "YES" or "NO" -- whichever is in column 19 on the AI LIST.
<b>Block 20</b> "WPS REI"	Enter the restricted-entry interval listed for the active ingredient in column 20 on the AI LIST.
<b>Block 21</b> "Arid Area REI"	Enter either "YES" or "NO" -- whichever is in column 21 on the AI LIST.

**Use information on the toxicity of your end-use product to fill in blocks 3-8.**

Use data in your files to determine the Toxicity Category of your end-use product for each route of entry. If you do not have all the data, you may be able to obtain it from one of the following sources:

- If you obtain the active ingredients for your end-use product from another manufacturer and you follow the supplier's instructions to formulate your product, you should be able to get Toxicity Category information from that supplier.
- If you cited acute toxicity data produced by another registrant when you registered your end-use product, ask that registrant for the Toxicity Category information that you need to fill in blocks 3-8.
- The Material Safety Data Sheet (MSDS) for your end-use product is another possible source of acute toxicity information.

Only the Toxicity Category number (I, II, III, or IV) is needed for blocks 3-8 -- not the specific LD<sub>50</sub> or LC<sub>50</sub> value or skin or eye irritation value. If you have LD<sub>50</sub> or LC<sub>50</sub> or irritation potential data and need to convert them to a Toxicity Category number, use the chart on the next page -- "LD<sub>50</sub> and LC<sub>50</sub> and Irritation Potential Converted to Toxicity Category."

MAIN LABELING GUIDANCE

LD<sub>50</sub> AND LC<sub>50</sub> AND IRRITATION POTENTIAL CONVERTED TO TOXICITY CATEGORY

Toxicity Category	Acute Oral Ingestion Hazard	Acute Dermal Absorption Hazard	Acute Inhalation Hazard (4 hr exposure)	Eye Irritation Potential	Dermal Irritation Potential
I	LD <sub>50</sub> up to and including 50 mg/kg	LD <sub>50</sub> up to and including 200 mg/kg	LC <sub>50</sub> up to and including 0.05 mg/l	Corrosive or corneal involvement persisting for more than 21 days	Corrosive (tissue destruction, dermis, and/or scarring)
II	LD <sub>50</sub> > 50 thru 500 mg/kg	LD <sub>50</sub> > 200 thru 2,000 mg/kg	LC <sub>50</sub> > 0.05 thru 0.5 mg/l	Corneal involvement or irritation clearing in 8-21 days	Severe irritation at 72 hours (severe erythema or edema)
III	LD <sub>50</sub> > 500 thru 5,000 mg/kg	LD <sub>50</sub> > 2,000 thru 5,000 mg/kg	LC <sub>50</sub> > 0.5 thru 5 mg/l	Corneal involvement or irritation clearing in 7 days or less	Moderate irritation at 72 hours (moderate erythema)
IV	LD <sub>50</sub> > 5,000 mg/kg	LD <sub>50</sub> > 5,000 mg/kg	LC <sub>50</sub> > 5 mg/l	Minimal effects clearing in less than 24 hours	Mild or slight irritation at 72 hours (no irritation or slight erythema)

## MAIN LABELING GUIDANCE

### WORKSHEET BLOCK

### INSTRUCTIONS

- Block 3**  
"Acute Oral"  
Enter the Toxicity Category number that applies to acute oral toxicity of your end-use product. If unknown, leave blank.
- Block 4**  
"Acute Dermal"  
Enter the Toxicity Category number that applies to acute dermal toxicity of your end-use product. If this number is not available, enter the same number that you entered in block 3, if any. If neither is known, leave blank.
- Block 5**  
"Skin Irritation Potential"  
Enter the Toxicity Category number that applies to the skin irritation potential of your end-use product. If unknown, leave blank.
- Block 6**  
"Eye Irritation Potential"  
Enter the Toxicity Category number that applies to the eye irritation potential of your end-use product. If unknown, leave blank.
- Block 7**  
"Acute Inhalation"  
Enter the Toxicity Category number that applies to acute inhalation of your end-use product. If unknown, leave blank.
- Block 8**  
"Toxicity Category Signal Word"  
Enter the Toxicity Category number that corresponds to the signal word you listed in block 2:
- Danger = I
  - Warning = II
  - Caution = III or IV
- (When the signal word is Caution, enter "IV" in block 8 if "IV" is listed in each of blocks 4-7; otherwise, enter "III".)

MAIN LABELING GUIDANCE

Use the information you have entered in blocks 3-8 to complete blocks 9-11.

**WORKSHEET BLOCK**

**INSTRUCTIONS**

**Block 9**  
**"WPS Dermal"**

Enter the Toxicity Category number from block 4 or 5, whichever represents the most toxic category. (I is most toxic; IV is least toxic.)

--If either block 4 or block 5 is blank, enter the number from the other block.

--If blocks 4 and 5 are both blank, enter the number from block 8.

**Block 10**  
**"WPS Eye"**

Enter the Toxicity Category number from block 6.

--If block 6 is blank, enter the number from block 8.

**Block 11**  
**"WPS**  
**Inhalation"**

Enter the Toxicity Category number from block 7.

--If block 7 is blank, enter the number from block 8 if it is III or IV. If the number in block 8 is I or II, enter the number from block 13.



2.

**Determine the Product's Chemical-Resistance Category.**

A material's chemical resistance to a liquid pesticide product depends on the type of solvent\* in the formulation and the length of exposure. Some materials will be resistant to the product for only a short time; other materials will be resistant for several hours. The chemical-resistance category code you will place on your product labeling (if required) will enable users to consult EPA charts that present a full range of personal protective equipment options.

\* Solvent: Any liquid, inert ingredient that constitutes more than 5 percent of the contents of an end-use product.


**Locate the chemical-resistance statement (item 1 of section A) on the PRODUCT WORKSHEET. Follow the instructions below to determine the appropriate chemical-resistance selection category letter for your end-use product.**

- If the end-use product is a **dry formulation** (has no solvent) or the solvent is only water, cross out all the statements in item 1 of section A on worksheet.
- If the end-use product contains a **solvent other than water** OR if the bulk of the end-use product is a **liquid active ingredient** (such as dormant oil):
  - Find your product's solvent (or active ingredient, if it constitutes the bulk of the product) on the Solvent List (page 13) and note the letter (B, C, D, E, F, G, or H) associated with it.
  - Circle that letter in item 1 of Section A of the PRODUCT WORKSHEET. Cross out all the other letters.
  - **More than one solvent:** If your end-use product has more than one solvent (other than water), find the letter (B, C, D, E, F, G, or H) associated with each solvent on the Solvent List (page 13):

## MAIN LABELING GUIDANCE

- **one letter:** If the same letter applies to all the solvents in the product, circle that letter in item 1 of Section A on the Worksheet. Cross out all the other letters.

- **two letters:** If two different letters apply to the solvents in your end-use product, use TABLE 1 on page 16 to determine which one to use. Then circle that letter in item 1 of Section A on the Worksheet. Cross out all the other letters.

- **more than two letters:** If more than two different letters apply to the solvents in your end-use product, call 1-800-777-2185. 

SOLVENT LIST

This is a list of solvents that EPA believes are likely to be in products that are in the scope of this Notice. The appropriate chemical-resistance category (or categories) is listed for each solvent.

**IMPORTANT:** If the chemical-resistance category for your solvent is listed as "F or G," the correct category is:

- "F" if the solvent constitutes less than 40 percent of your end-use product.
- "G" if the solvent constitutes 40 percent or more of your end-use product.

SOLVENT (chemical or trade name)	CHEMICAL RESISTANCE CATEGORY
Acetone	B
Amyl Acetate	D
Aromatic 100	F or G
Aromatic 150	F or G
Aromatic 200	F or G
Aromatic Petroleum	F or G
Bayol	E
Butoxy polypropylene glycol	C
Butyl acetate	D
Cyclohexanone	B
Diacetone alcohol	C
Diethanolamine	C
Diesel Fuel	E
Dipropylene glycol monoethylether	C
Ethanol	C

## MAIN LABELING GUIDANCE

SOLVENT (chemical or trade name)	CHEMICAL RESISTANCE CATEGORY
Ethylene glycol	C
Exxon 589	E
Heavy Aromatic Naphtha	F or G
Hexylene glycol	C
Isopar B	E
Isopar C	E
Isopar E	E
Isopar G	E
Isopar H	E
Isopar K	E
Isopar L	E
Isopar M	E
Isopar V	E
Isophorone	B
Isopropanol	C
Kerosene	E
Methanol	C
Methyl amyl ketone	B
Methyl Carbitol	C
Methyl isobutylketone	B
Mineral oil	E
Mineral spirits	E
Naphtha	E
N-Methyl pyrrolidone	B
Penreco 2251 oil	E
Petroleum Distillate (Aliphatic)	E
Petroleum oil	E
Propylene glycol	C
T 500-100	F or G
Tetrahydro-furfuryl alcohol	C

## MAIN LABELING GUIDANCE


**SOLVENT**  
(chemical or trade name)

**CHEMICAL RESISTANCE  
CATEGORY**

---

1, 1, 1-Trichloroethane	H
Xylene	F or G
Xylene range solvents	F or G



























<b>Directions for Solvents Not on This List</b>
---


If your solvent is not on this list, determine the chemical class of your solvent and locate the chemical class on the chart below. The appropriate chemical-resistance category (or categories) is listed for each chemical class. If you do not know the chemical class for your solvent, call 1-800-777-2185.  If you call, be able to provide the name and manufacturer for each solvent that constitutes more than 5 percent of the contents of your end-use product.

<b>SOLVENT CLASS</b>	<b>SELECTION CATEGORY TYPE</b>
Ketones	B
Alcohols	C
Acetates	D
Aliphatic Petroleum Distillates	E
Aromatic Petroleum Distillates	F or G
Halogenated Hydrocarbons	H

MAIN LABELING GUIDANCE

**TABLE 1**  
**Choosing Chemical-Resistance Selection Categories for Products with Two Solvents**

CHEMICAL-RESISTANCE CATEGORY	B	C	D	E	F	G	H
B	B				F	G	
C		C			F	G	H
D			D				
E				E	E	G	
F	F	F		E	F	G	
G	G	G		G	G	G	
H		H					H

 If you use this combination, call 1-800-777-2185.

3.

**Determine the WPS Personal Protective Equipment Requirements.**

Follow the directions below to determine the PPE requirements that the WPS would place on your product if your labeling had no current personal protective equipment requirements. You will be working with section B on the PRODUCT WORKSHEET.

**Determine WPS bodywear, footwear, headgear, and apron statements.**

- Find the Toxicity Category listed in block 9 ("WPS Dermal") on the Worksheet.
- In items 1 and 3 of section B, circle the statement to the left of that Toxicity Category number.
- If the Toxicity Category is I or II, also circle the statements to the left of "I, II" in items 5 and 6 of section B.

**Determine WPS glove statements.**

- If the Toxicity Category listed in block 9 ("WPS Dermal") on the Worksheet is IV, do not circle anything in item 2 of section B.
- If the Toxicity Category in block 9 on the Worksheet is I, II, or III AND all of item 1 of section A on the Worksheet is crossed out, circle "waterproof gloves" in item 2 of section B.
- If the Toxicity Category in block 9 on the Worksheet is I, II, or III AND all of item 1 of Section A on the Worksheet is NOT crossed out, do the following:
  - Circle the "chemical-resistant glove" statement in item 2 of section B.

## MAIN LABELING GUIDANCE

-- Look at item 1 in Section A on the Worksheet to see what chemical-resistance category letter you circled (B, C, D, E, F, G, or H).

-- Find that chemical-resistance category letter on Table 2 (page 19). Reading across the row, determine which chemical-resistant materials are rated "high" for the category.

-- Enter the names of those materials in the blanks in the glove statement you circled in item 2 of section B. List all the materials rated "high" for your product's category (there may be as many as six).

If you have data that indicate that other types of materials are highly chemical-resistant to your end-use product (other than those listed in Table 2 as "HIGH" for your product's solvent category), call 1-800-777-2185.

### Determine WPS eyewear statements.

- Find the Toxicity Category listed in block 10 ("WPS Eye") on the Worksheet.
- If the Toxicity Category is I or II, circle the statement to the left of that Toxicity Category number in item 4 of section B.
- If the Toxicity Category is III or IV, do not circle anything in item 4.

### Determine WPS respirator statements.

- Find the Toxicity Category listed in block 11 ("WPS Inhalation") on the Worksheet.
- If the Toxicity Category is I or II, circle the statement to the left of "D/M" in item 7 of section B.
- If the Toxicity Category is III or IV, do not circle anything in item 7.



TABLE 2 -- REGISTRANTS' GUIDE TO CHOOSING CHEMICAL-RESISTANT MATERIAL EXAMPLES

SELECTION CATEGORY TYPE	Barrier Laminate	Butyl Rubber ≥ 14 mils	Nitrile Rubber ≥ 14 mils	Neoprene Rubber ≥ 14 mils	Natural Rubber* ≥ 14 mils	Polyethylene	Polyvinyl Chloride (PVC) ≥ 14 mils	Viton ≥ 14 mils
B	high	high	slight	slight	none	slight	slight	slight
C	high	high	high	high	moderate	moderate	high	high
D	high	high	moderate	moderate	none	none	none	slight
E	high	slight	high	high	slight	none	moderate	high
F	high	high	high	moderate	slight	none	slight	high
G	high	slight	slight	slight	none	none	none	high
H	high	slight	slight	slight	none	none	none	high

\* includes natural rubber blends and laminates

**HIGH:** Highly chemical-resistant. Clean or replace PPE at end of each day's work period. Rinse off pesticides at rest breaks.  
**MODERATE:** Moderately chemical-resistant. Clean or replace PPE within an hour or two of contact.  
**SLIGHT:** Slightly chemical-resistant. Clean or replace PPE within ten minutes of contact.  
**NONE:** No chemical-resistance. Do not wear this type of material as PPE when contact is possible.

## MAIN LABELING GUIDANCE

**Determine statements for contaminated personal protective equipment.**

? Does Block 2 on the Worksheet contain the word DANGER or WARNING?

YES: Is your end-use product a concentrate?

("Concentrate" for this Notice means that the end-use product is (1) diluted before use, (2) is an ultra-low-volume or low-volume concentrate, or (3) contains more than 50 percent active ingredient.)

Yes: Circle item 4 of section A on the Worksheet.

No: Do the following:

--Cross out the following statements in item 4 of section A on the Worksheet:

**"Discard clothing and other absorbent materials that have been drenched or heavily contaminated with this product's concentrate. Do not reuse them."**

-- Circle the following statements in item 4 of section A on the Worksheet:

**"Follow manufacturer's instructions for cleaning/maintaining PPE. If no such instructions for washables, use detergent and hot water. Keep and wash PPE separately from other laundry."**

NO: Do the following:

--Cross out the following statements in item 4 of section A on the Worksheet:

**"Discard clothing or other absorbent materials that have been drenched or heavily contaminated with this product's concentrate. Do not reuse them."**

-- Circle the following statements in item 4 of section A on the Worksheet:

**"Follow manufacturer's instructions for cleaning and maintaining PPE. If no such instructions for washables, use detergent and hot water. Keep and wash PPE separately from other laundry."**

4.

**Compare the WPS Requirements With Your Current Labeling.**

The statements you have circled in section B indicate the general Worker Protection Standard PPE requirements for products similar to yours. But if the current labeling contains PPE requirements that are **MORE PROTECTIVE** than those already circled in section B, you must retain them. These instructions will take you step by step through these decisions.

To compare information from your product's **current labeling** to the PPE statements for handlers that you have circled in section B on the **PRODUCT WORKSHEET**, do the following:

- First, search the product labeling for requirements pertaining to protective clothing and equipment required for persons mixing, loading, applying, or otherwise handling the product.

This section does NOT deal with protective clothing and equipment for early entry (persons entering treated areas before the expiration of an entry interval).

- Use that information, along with the questions and instructions below, to complete this section of the Worksheet.

? Does the current label require any PPE for mixers, loaders, or applicators other than a long-sleeved shirt, long pants, shoes, and socks?

YES: Go to the next question.

NO: The statements you have already circled in section B are the new WPS handler PPE statements. Do the following --

- Cross out all of item 3 in section A on the Worksheet that begins with: "Mixers and Loaders must wear,"
- Cross out all of section C on the Worksheet, and
- Skip to the directions for section E on page 32.

## MAIN LABELING GUIDANCE

? Do any of the PPE requirements on the current product labeling mention **mixers, loaders, and/or persons exposed to the concentrate?**

YES: Does ALL PPE on your current product labeling apply ONLY to mixers, loaders, and/or persons exposed to the concentrate?

Yes: Skip to the directions for "Compare PPE requirements for mixers and loaders" on page 27.

No: Go to "Compare PPE requirements for applicators and other handlers" (below). As you consider the questions in that section, use the PPE requirements from your current labeling that apply to **any applicators or other handlers except mixers, loaders, and persons exposed to the concentrate.**

NO: Do the following--

- Cross out all of item 3 in section A on the Worksheet that begins with: "Mixers and Loaders must wear," and cross out all of section C on the Worksheet.
- Go to "Compare PPE requirements for applicators and other handlers" (below). As you consider the questions in that section, use the PPE requirements on your current labeling that apply to **all handlers** (mixers, loaders, applicators, and others) of the product.

**Compare PPE requirements for applicators and other handlers.**

**IMPORTANT:** Does your end-use product have different PPE requirements for mixers, loaders, or persons exposed to the concentrate than for applicators and others exposed to the diluted product? If so, use the PPE requirements on your current labeling for **APPLICATORS AND OTHERS EXPOSED TO THE DILUTED PRODUCT** when answering these questions.

**"Chemical-resistant"** is the term to be used instead of "waterproof," "water-resistant," "liquidproof," "rubber," "impermeable," and similar terms that are on your current product label to describe clothing, gloves, footwear, headgear, or aprons.

**Bodywear:**

? Does the PPE requirement on your current labeling include a bodywear requirement?

NO: No further action is needed. Skip to gloves.

YES: Compare the current bodywear requirement to the circled statement in item 1 of section B on the Worksheet. Is the current requirement closer to the top of the list?

No: No further action is needed. Skip to gloves.

Yes: (1) Cross out the bodywear statement that is already circled in section B and (2) circle the bodywear requirement that matches your current labeling requirement.

**Chemical-resistant Clothing:** If your product labeling requires a waterproof, impermeable, or other liquidproof suit or clothing, (1) circle "Chemical-resistant protective suit" in item 1 of section B and (2) cross out all of item 6 (apron statement) in section B. In addition, you must indicate on EPA form 8570-1, Application for Pesticide Amendment, that your labeling requires a chemical-resistant suit.

**Gloves:**

? Does section B on the Worksheet already contain a circled glove requirement in item 2?

YES: No further action is needed. Skip to footwear.

NO: Does the PPE requirement on your current labeling include gloves?

Yes: Circle "waterproof gloves" in item 2 in section B on the Worksheet.

No: (1) Cross out all of item 2 in section B.

## MAIN LABELING GUIDANCE

### **Footwear:**

? Does the PPE requirement on your current labeling include footwear?

NO: No further action is needed. Skip to eyewear.

YES: Compare your footwear requirement to the circled footwear statement in item 3 of section B on the Worksheet. Is your requirement closer to the top of the list?

No: No further action is needed. Skip to eyewear.

Yes: (1) Cross out the footwear statement that is already circled in section B, and (2) circle the footwear requirement in section B that matches your current labeling requirement.

**"Footwear"** is the term to be used instead of boots, shoe covers, and similar terms that are on your current product label to describe foot protection.

### **Eyewear:**

? Does item 4 of section B on the Worksheet already contain a circled eyewear requirement?

YES: No further action is needed. Skip to headgear.

NO: Does the PPE requirement on your current labeling include an eyewear requirement?

Yes: Circle "Protective eyewear" in item 4 of section B on the Worksheet.

No: Cross out all of item 4 in section B.

**"Protective eyewear"** is the term to be used instead of goggles and/or faceshield and/or shielded safety glasses and similar terms that are on your current product label to describe eye protection.

**Headgear:**

? Does item 5 of section B on the Worksheet already contain a circled headgear requirement?

YES: No further action is needed. Skip to aprons.

NO: Does the PPE requirement on your current labeling include headgear?

Yes: Circle "Chemical-resistant headgear for overhead exposure" in item 5 of section B on the Worksheet.

No: Cross out all of item 5 in Section B.

"Headgear" is the term to be used instead of hat and/or hood and similar terms that are on your current product label to describe head protection.

**Aprons:**

? Does item 6 of section B on the Worksheet already contain a circled apron requirement?

YES: No further action is needed. Skip to respirators.

NO: Does the PPE requirement on your current labeling include an apron?

Yes: Circle "Chemical-resistant apron when cleaning equipment, mixing, or loading." in item 6 of section B on the Worksheet.

No: Cross out all of item 6 in section B.

## MAIN LABELING GUIDANCE

### **Respirators:**

**Air-supplied Respirator, SCBA, or Other Uncommon Respirator:** Call 1-800-777-2185 if your current product labeling requires:

- an air-supplied respirator,
- a self-contained breathing apparatus (SCBA),
- a type of cartridge or canister other than organic-vapor-removing (such as phosphine-removing or hydrogen-sulfide-removing).

? Does the PPE requirement on your current labeling include a respirator?

**NO:** Cross out any respirator statement in item 7 of section B that is not already circled. No further action is needed. Skip to "Compare PPE requirements for mixers and loaders" on page 27.

**YES:** Does the PPE requirement on your current product labeling list a specific type of respirator, such as a dust mask or a cartridge or canister respirator? ("NIOSH/MSHA-approved" or a similar statement is **NOT** a specific type of respirator unless it includes a NIOSH/MSHA approval number prefix.)

**Yes:** Do the following --

- Circle the respirator statement in item 7 of section B on the Worksheet that best describes the type of respirator specified in your current labeling,  
AND
- Cross out the other respirator statement in item 7 of section B, even if it was already circled.

**No:** Did you enter "O/V" in block 12 of the Worksheet?

**YES:** Do the following --

- Circle the respirator statement to the left of "O/V" in item 7 of section B on the Worksheet,  
AND
- Cross out the respirator statement to the left of "D/M" in item 7 of section B, even if it was already circled.

**NO:** Do the following --



## MAIN LABELING GUIDANCE

- Circle the respirator statement to the left of "D/M" in item 7 of section B on the Worksheet.
- At the beginning of the statement you just circled, insert "For exposures outdoors,"
- Circle the statement in item 7 of section B to the left of "O/V".
- At the beginning of the statement you just circled, insert "For exposures in enclosed areas,"

**Compare PPE requirements for mixers and loaders.**

? Does your current labeling have specific PPE requirements for mixers, loaders, and/or others exposed to the concentrate (abbreviated here as "mixer/loader")?

NO: Do the following --

- Cross out all of item 3 in section A on the Worksheet that begins with: "Mixers and Loaders must wear,"
- Cross out all of section C on the Worksheet, and
- Skip to the directions for section E on page 32.

YES: Compare the mixer/loader PPE statements on your current labeling with the PPE requirements that you have circled in section B on the Worksheet. Are any of the mixer/loader PPE requirements on your current labeling more protective than those currently circled in section B?

**Reminder:** On the PRODUCT WORKSHEET, the PPE statements for bodywear, footwear, and respirators are listed in order of protectiveness -- most protective PPE at the top and least protective at the bottom.

No: Do the following --

- Cross out all of item 3 in section A on the Worksheet that begins with: "Mixers and Loaders must wear,"
- Cross out all of section C on the Worksheet, and
- Skip to the directions for section E on page 32.

## MAIN LABELING GUIDANCE

Yes: Do the following --

- Circle all the statements in section C on the Worksheet that you circled in section B on the Worksheet, except for any respirator statement.
- If the chemical-resistant glove statement is circled in item 2 in section C on the Worksheet, list the same materials in the blanks in that statement that you listed in item 2 in section B.
- If the apron requirement is circled in item 6 in section B on the Worksheet, cross out the words "mixing, or loading" in item 6 in section B.

"Chemical-resistant" is the term to be used instead of "waterproof," "water-resistant," "liquidproof," "rubber," "impermeable," and similar terms that are on your current product label to describe clothing, gloves, footwear, headgear, or aprons.

### **Bodywear:**

? Does the mixer/loader PPE requirement on your current labeling include bodywear?

NO: No further action is needed. Skip to gloves.

YES: Compare the current mixer/loader bodywear requirement to the circled statement in item 1 of section C on the Worksheet. Is the current mixer/loader bodywear requirement closer to the top of the list?

No: No further action is needed. Skip to gloves.

Yes: (1) Cross out the bodywear statement that is already circled in item 1 of section C, and (2) circle the bodywear requirement that matches your current mixer/loader labeling requirement.

**Chemical-resistant Clothing:** If your product labeling requires a waterproof, impermeable, or other liquidproof suit or clothing for mixers, loaders, and/or other persons handling the concentrate, (1) circle "Chemical-resistant protective suit" in item 1 of section C on the worksheet and (2) cross out all of item 6 (apron statement) in section C. In addition, you must indicate on EPA form 8570-1, Application for Pesticide Amendment, that your labeling requires a chemical-resistant suit.

**Gloves:**

? Does item 2 of section C on the Worksheet already contain a circled glove requirement?

YES: No further action is needed. Skip to footwear.

NO: Does the mixer/loader PPE requirement on your current labeling include a glove requirement?

Yes: Circle "waterproof gloves" in of section C on the Worksheet.

No: Cross out all of item 2 in section C on the Worksheet.

**Footwear:**

? Does the mixer/loader PPE requirement on your current labeling include footwear?

NO: No further action is needed. Skip to eyewear.

YES: Compare your mixer/loader footwear requirement to the circled footwear statement in item 3 of section C on the Worksheet. Is the mixer/loader footwear requirement on your current labeling closer to the top of the list?

No: No further action is needed. Skip to eyewear.

Yes: (1) Cross out the footwear statement that is already circled in item 3 of section C on the Worksheet, and (2) circle the footwear requirement in item 3 of section C that matches your current mixer/loader labeling requirement.

"Footwear" is the term to be used instead of boots, shoe covers, and similar terms that are on your current product label to describe footwear protection.

## MAIN LABELING GUIDANCE

### **Eyewear**

? Does item 4 of section C on the Worksheet already contain a circled eyewear requirement?

YES: No further action is needed. Skip to headgear.

NO: Does the mixer/loader PPE requirement on your current labeling include eyewear?

Yes: Circle "Protective eyewear" in item 4 of section C on the Worksheet.

No: Cross out all of item 4 in section C on the Worksheet.

**"Protective eyewear"** is the term to be used instead of goggles and/or faceshield and/or shielded safety glasses and similar terms that are on your current product label to describe eye protection.

### **Headgear:**

? Does item 5 of section C on the Worksheet already contain a circled headgear requirement?

YES: No further action is needed. Skip to aprons.

NO: Does the mixer/loader PPE requirement on your current labeling include a headgear requirement?

Yes: Circle "Chemical-resistant headgear for overhead exposure" in item 5 of section C on the Worksheet.

No: Cross out all of item 5 in section C on the Worksheet.

**"Headgear"** is the term to be used instead of hat and/or hood and similar terms that are on your current product label to describe head protection.

**Aprons:**

? Does item 6 of section C on the Worksheet already contain a circled apron requirement, or is item 6 already crossed out? (Answer is "YES" if you can answer "yes" to either condition.)

YES: No further action is needed. Skip to respirators.

NO: Does the mixer/loader PPE requirement on your current labeling include an apron requirement?

Yes: Circle "Chemical-resistant apron when mixing or loading" in item 6 of section C on the Worksheet.

No: Cross out all of item 6 in section C on the Worksheet.

**Respirators:**

**Air-supplied Respirator, SCBA, or Other Uncommon Respirator:** Call 1-800-777-2185 if your current product labeling requires:

- an air-supplied respirator,
- a self-contained breathing apparatus (SCBA),
- a type of cartridge or canister other than organic-vapor-removing (such as phosphine-removing or hydrogen-sulfide-removing).

? Does the mixer/loader PPE requirement on your current labeling include a respirator requirement?

NO: Does item 7 of section B on the Worksheet contain a circled respirator statement?

Yes: (1) Circle the same respirator statement in item 7 of section C on the Worksheet that is circled in item 7 of section B. (2) If there is more than one statement circled in item 7 of section B, circle both statements in item 7 of section C and write in "For exposures outdoors," and "For exposures in enclosed areas" before the statements as they appear in item 7 of section B.

## MAIN LABELING GUIDANCE

No: Cross out all of item 7 in Section C on the Worksheet.

YES: Does the mixer/loader PPE requirement on your current product labeling list a specific type of respirator, such as a dust mask or a cartridge or canister respirator? ("NIOSH/MSHA-approved" or a similar statement is NOT a specific type of respirator unless it has a NIOSH/MSHA approval number prefix.)

Yes: Circle the respirator statement in item 7 of section C on the Worksheet that best describes the type of respirator specified in your current labeling.

No: Did you enter "O/V" in block 12 of the Worksheet?

YES: Circle the respirator statement to the left of "O/V" in item 7 of section C on the Worksheet.

NO: (1) Circle the respirator statement to the left of "D/M" in item 7 of section C on the Worksheet, (2) immediately before the statement you just circled, write in "For exposures outdoors," (3) circle the statement in item 7 of section C to the left of "O/V" and (4) immediately before that statement write in "For exposures in enclosed areas."

5.

Complete Section E of the Product Worksheet.

Determine whether the label requires a Spanish signal word and statement.

- **DANGER:** if the signal word listed in block 15 of the Worksheet is DANGER,
  - Circle DANGER and PELIGRO in item 2 of section E.
  - Cross out WARNING, AVISO, and CAUTION.
  - Circle the Spanish advisory statement (and translation) that is immediately below the signal words.

## MAIN LABELING GUIDANCE

- **WARNING:** If the signal word listed in block 15 of the Worksheet is **WARNING**,  
--Circle **WARNING** and **AVISO** in item 2 of section E.  
--Cross out **DANGER**, **PELIGRO**, and **CAUTION**.  
--Circle the Spanish advisory statement (and translation) that is immediately below the signal words.
- **CAUTION:** If the signal word listed in block 15 of the Worksheet is **CAUTION**,  
--Circle **CAUTION** in item 2 of section E.  
--Cross out **DANGER**, **PELIGRO**, **WARNING**, and **AVISO**.  
--Cross out the Spanish advisory statement (and translation) that is immediately below the signal words.

**Determine whether the label requires a product type identification statement.**

Organophosphate and N-methyl carbamate products must be identified as such on the labeling.

- If block 16 (organophosphate) on the Worksheet is marked "YES," circle "organophosphate" in either item 1 or item 3 of section E and cross out the other. (Or you may circle both, if you prefer to have the identification in both places on the label.)
- If block 16 is marked "NO," cross out "organophosphate" in both items 1 and 3 of section E.
- If block 17 (N-methyl carbamate) on the Worksheet is marked "YES," circle "N-methyl carbamate" in either item 1 or item 3 of section E and cross out the other. (Or you may circle both, if you prefer to have the identification in both places on the label.)
- If block 17 is marked "NO," cross out "N-methyl carbamate" in both items 1 and 3 of section E.

## MAIN LABELING GUIDANCE

6.

### Complete Other Required Statements -- Worksheet Sections F and G.

The labeling for each product in the scope of this PR Notice must contain:

- Application restrictions,
- State restrictions,
- Agricultural use requirements subsection (near the beginning of the Directions for Use section), and
- WPS reference statements.

Part 2 of the **PRODUCT WORKSHEET** indicates the placement and exact wording of the **Agricultural Use Requirements** box and the other statements. Follow the directions below for making necessary alterations to these statements.

### Complete the required application restrictions statements.

? Do the use directions of your end-use product permit wide-area treatment through fog, aerial, or other broadcast application in or including residential or public areas?

**Examples:** applications to control mosquitoes, gypsy moths, or Mediterranean fruit flies.

- YES: Do the following --

--Circle the following sentences from item 1 of section F on the Worksheet:

**"Do not apply this product in a way that will contact workers or other persons, either directly or through drift. Only protected handlers may be in the area during application."**

--Draw an arrow to indicate that the sentences should be moved to item 3 of section F on the Worksheet.

--Circle the following sentence in item 1 of section F:

**"For any requirements specific to your State or Tribe, consult the agency responsible for pesticide regulation."**



## MAIN LABELING GUIDANCE

- **NO:** Circle the following sentences in item 1 of section F:  
"Do not apply this product in a way that will contact workers or other persons, either directly or through drift. Only protected handlers may be in the area during application. For any requirements specific to your State or Tribe, consult the agency responsible for pesticide regulation."

Complete the required restricted-entry statements.

- If block 22 is marked "NO," enter the REI from block 20 in the blank in the REI statement in item 4 of section F.

If your product contains **aldicarb** (p. 16), **captan** (p. 17), **carbofuran** (p. 19), **cyromazine** (p. 21), **dimethoate** (p. 23), **ethoprop** (p. 24), or **propargite** (p. 25), see the listed page in Supplement Three-A (Addendum to Main Labeling Guidance) for specific instructions and options. Then return here to continue.

For products that contain directions for **application through direct injection** into agricultural plants, see page 27 in Supplement Three-A (Addendum to Main Labeling Guidance) for specific instructions. Then return here to continue. (Direct injection does **NOT** include: soil injection, soil incorporation, hack and squirt, or frill and spray application techniques.)

- If block 22 contains one REI, compare it with the REI in block 20. Enter the longer of the two in the REI statement in item 4 of section F. If the longer REI is more than 72 hours, (1) cross out "hours" in section F, (2) write in "days," and (3) convert the REI to days.
- If block 22 contains **more than one REI**, you must list them in the Directions for Use section of the label, not in section F. Do the following:

## MAIN LABELING GUIDANCE

- Cross out the phrase "of \_\_\_\_ hours" in item 4 of section F, leaving only this statement: **"Do not enter or allow worker entry into treated areas during the restricted-entry interval (REI)."**
- Compare each REI in block 22 with the REI in block 20. In each case, choose the longer of the two as the REI to be placed on the labeling. Place each REI in the portion of the Directions for Use section that is associated with the crop or use to which it applies. The REI statements should say: **"REI [ ] hours" OR "REI [ ] days."** For example: Corn -- REI 4 days. Citrus -- REI 30 days. Roses -- REI 12 hours. Use "hours" for REI's up to 72 hours. Use "days" for REI's of 4 days and longer. The words "Restricted-entry interval" may be substituted for "REI". The words "Reentry interval" must be replaced with "Restricted-entry interval" or "REI."

**Complete an arid-area statement, if required.**

- If Block 21 is marked "NO," go to item 4 of section F on the Worksheet and cross out the statement: **"The REI is 72 hours in outdoor areas where average annual rainfall is less than 25 inches a year."**
- If Block 21 is marked "YES," are any REI's on your labeling 48 hours or more?

**NO:** Leave the following statement in item 4 of section F on the Worksheet:  
**"The REI is 72 hours in outdoor areas where average annual rainfall is less than 25 inches a year."**

**YES:** Do the following:

--If all of the REI's on your labeling are **72 hours or greater**, go to item 4 of section F on the Worksheet and cross out the statement: **"The REI is 72 hours in outdoor areas where average annual rainfall is less than 25 inches a year."**

--If at least one of the REI's on your labeling is **48 hours**, (1) cross out "The REI is" in the second sentence in item 4 of section F on the Worksheet, and (2) write in **"Each 48-hour REI is increased to."** The sentence should now read:

**"Each 48-hour REI is increased to 72 hours in outdoor areas where average annual rainfall is less than 25 inches a year."**

**Complete the required early-entry PPE statements.**

**IMPORTANT:** If your product contains directions for use ONLY as a ULV or LV concentrate and section C on the Worksheet is NOT crossed out, use section C on the Worksheet (instead of section B) to answer the following questions.

**Bodywear:**

? Is the bodywear statement that is circled in item 1 of section B on the Worksheet "long-sleeved shirt and long pants" ?

YES: Circle "coveralls" in item 1 (bodywear statements) in section G on the Worksheet.

NO: For any other bodywear statement that is circled in item 1 of section B, circle the same statements in item 1 of section G.

**Gloves:**

? Is a glove statement circled in item 2 of section B?

NO: Circle "waterproof gloves" in item 2 of section G.

YES: Is "waterproof gloves" circled in item 2 of section B?

Yes: Circle "waterproof gloves" in item 2 of section G.

No: (1) Circle "chemical-resistant gloves, such as \_\_\_\_\_ or \_\_\_\_\_ or \_\_\_\_\_" in item 2 of section G and  
(2) fill in the blanks with the same materials that are listed in item 2 of section B.

**Footwear:**

? Circle the same footwear statement in item 3 of section G that is circled in item 3 of section B.

## MAIN LABELING GUIDANCE

### **Eyewear:**

? Is the eyewear statement circled in item 4 of section B?

YES: Circle the eyewear statement in item 4 of section G.

NO: Cross out item 4 in section G.

### **Headgear:**

? Is the headgear statement circled in item 5 of section B?

YES: Circle the headgear statement in item 5 of section G.

NO: Cross out item 5 in section G.

**Complete the required worker notification statements.**

- If either block 18 or block 19 is marked "YES," leave the following statement in item 6 of section F on the Worksheet: **"Notify workers of the application by warning them orally and by posting warning signs at entrances to treated areas."**
- If both block 18 and 19 are marked "NO," do the following:
  - **Cross out item 6 of section F on the Worksheet: "Notify workers of the application by warning them orally and by posting warning signs at entrances to treated areas,"**
  - AND
  - **Cross out the words "notification to workers" in the WPS reference statement in item 2 of section F.**

**Determine Whether You Need To Add Labeling Statements for Special Situations.**

**Revise the chemigation statement.**

- ? Does the current labeling for your end-use product contain instructions for posting a warning sign about chemigation?

**NO:** No action is necessary.

**YES:** Find those statements in your revised labeling and add the following statement:

**"This sign is in addition to any sign posted to comply with the Worker Protection Standard."**

**Optional soil-incorporation or soil-injection statement.**

- ? Does the current labeling for your end-use product contain instructions for incorporating or injecting the product into the soil or planting medium?

**NO:** No action is necessary.

**YES:** You may choose to do the following:

--Write the following statement below section G on the **PRODUCT WORKSHEET:**

**"Exception: if the product is soil-injected or soil-incorporated, the Worker Protection Standard, under certain circumstances, allows workers to enter the treated area if there will be no contact with anything that has been treated."**

--Draw an arrow from the statement to the end of item 4 of Box F on the Worksheet.

## MAIN LABELING GUIDANCE

Adjust PPE statements for products with Ultra Low Volume (ULV) or Low Volume (LV) uses.

- If your product contains directions for use as a ULV or LV concentrate, do the following:

? Is section C on the Worksheet crossed out?

YES: Do nothing.

NO: Does your product contain directions for use ONLY as a concentrate?

Yes: Do the following:

--Change the wording in item 3 of section A on the Worksheet to:  
**"Mixers, loaders, applicators, and other handlers who may be exposed to the concentrate must wear:"**

--Cross out item 2 of section A on the Worksheet and cross out all of section B on the Worksheet.

No: Do the following:

--Change the wording in item 2 of section A on the Worksheet to:  
**"Handlers who may be exposed to the dilute through application or other tasks must wear:"**

--Change the wording in item 3 of section A on the Worksheet to:  
**"Handlers who may be exposed to the concentrate through mixing, loading, application, or other tasks must wear:"**

## CHANGING YOUR PRODUCT LABELING

This section provides step-by-step instructions for incorporating the required labeling changes into your current product labeling. The completed **PRODUCT WORKSHEET** will guide you in determining the exact wording and placement of the required statements. The label revisions will involve:

- adding the required statements to the label, and
- removing conflicting or erroneous information from the label.

If you follow standard EPA labeling guidelines, you may place any of the required statements in supplemental labeling (rather than on the label itself), except:

- Spanish signal word and Spanish advisory statement must go on the front panel of the label.
- Product type identification statements must go on the front panel of the label (unless the Statement of Practical Treatment is located elsewhere).
- Agricultural Use Requirements box (entire or abbreviated) must go on the label in "Directions for Use" section.

## MAIN LABELING GUIDANCE

1.

**Add the Correct Signal Words and Product Identification Statements.**

**Add and remove Spanish signal words, as required.**

- **Placement** -- If section E on the PRODUCT WORKSHEET indicates that your product requires a Spanish signal word and advisory statement, place the appropriate word and statement on your label in the location shown on the PRODUCT WORKSHEET.
- **Removing Current Advisory Statement** -- Remove from your current product label any other advisory statement in Spanish, such as: "Precaucion al usuario: Si Usted no lee ingles, no use este producto hasta que le etiqueta haya sido explicado ampliamente."

**Add the product identification statements.**

If item 1 or 3 of section E on the PRODUCT WORKSHEET indicates that your product requires a product identification statement, place the statement in your labeling as follows:

- **Placement** -- The product identification statement can be in either (or both) of the two locations shown in section E:
  - associated with the brand name, or
  - in the Statement of Practical Treatment section.
- **Content** -- You may simply state the words: "organophosphate" or "N-methyl carbamate" or you may incorporate them into a statement, such as:
  - "An organophosphate insecticide/miticide"
  - "This product is an N-methyl carbamate and is a cholinesterase inhibitor".



2.

**Add Agricultural and Non-Agricultural Use Requirements.**

**Create an Agricultural Use Requirements box.**

Create a new label box called "Agricultural Use Requirements". Place it near the beginning of the Directions for Use section on the label. The statements in "Agricultural Use Requirements" must be located in a clearly separate box on the product labeling -- with lines or other graphic indicators to separate them from the surrounding text.

**ALTERNATIVE:** If you choose to place the Agricultural Requirements box in supplemental labeling, do the following:

- Place the entire Agricultural Use Requirements box in the **supplemental labeling** near the beginning of the Directions for Use section.
- In addition, place the following brief Agricultural Use Requirements box on your product label near the statement referring users to the supplemental labeling:

**"Agricultural Use Requirements**  
**Use this product only in accordance with its labeling and**  
**with the Worker Protection Standard, 40 CFR part 170.**  
**Refer to supplemental labeling under "Agricultural Use**  
**Requirements" in the Directions for Use section for**  
**information about this standard."**

## MAIN LABELING GUIDANCE

**Place the required statements in the Agricultural Use Requirements box.**

Look at **section F** on the **PRODUCT WORKSHEET**. Any statements you have not crossed out will be the text for the new Agricultural Use Requirements box of your label (or labeling). For the early-entry PPE requirements in item 5 of section F, insert the circled statements from section G.

- Use the wording exactly as it appears on the **PRODUCT WORKSHEET**.
- Format your Agricultural Use Requirements section as section F of the **PRODUCT WORKSHEET** is formatted (omitting only the items crossed out).

**IMPORTANT:** The following instructions for removing conflicting or unnecessary information from your current labeling are especially critical. **SEARCH YOUR CURRENT LABEL AND SUPPLEMENTAL LABELING CAREFULLY.** The information that should be removed is often located in several different places.


**Remove unnecessary or conflicting statements from your current labeling.**

Remove statements on your current product label and in any supplemental labeling that duplicate or conflict with the Agricultural Use Requirements box statements or with the WPS. Such statements apply to agricultural uses covered by this Notice and include any current:

- worker notification statements, including oral warnings, treated-area posting, and centrally posted information,
- instructions not to apply the product so as to expose workers or other persons,
- instructions to vacate the area being treated,
- requirements for protective clothing or personal protective equipment for early-entry workers, and
- statement about consulting a State or Tribal agency for instructions about more restrictive reentry intervals.

## MAIN LABELING GUIDANCE

Your decision about what to do with any references to reentry on your current labeling depends on how the statements are worded:

- If reentry-related statements specifically mention "workers" or are not directed to any specific group (such as "Do not enter . . ."), **remove the statements completely.**
- If reentry-related statements **explicitly** extend the entry limitation or reentry interval to persons other than workers (such as "Do not allow **any person** to enter until . . ." or "Keep everyone out until . . ."), call 1-800-777-2185 for further instructions. 

If your product has both WPS and non-WPS uses and any of the statements you removed from your current labeling apply to both types of uses, see "Non-Agricultural Use Requirements Box" below for instructions for retaining these protections for non-WPS users of your product.

### **Create a Non-Agricultural Use Requirements box.**

If your current product labeling contains entry restrictions, notification requirements, or other of the above-listed instructions that apply to uses **NOT** within the scope of the WPS, create a second box called "Non-Agricultural Use Requirements." Put this new box anywhere in the Directions for Use section of your product labeling after the Agricultural Use Requirements box.

### **Place the required statements in the Non-Agricultural Use Requirements box.**

- The non-agricultural use requirements box must contain the following statements:

#### **"Non-Agricultural Use Requirements**

**The requirements in this box apply to uses of this product that are NOT within the scope of the Worker Protection Standard for agricultural pesticides (40 CFR Part 170). The WPS applies when this product is used to produce agricultural plants on farms, forests, nurseries, or greenhouses."**

## MAIN LABELING GUIDANCE

- In addition, place into the Non-Agricultural Use Requirements box all the entry restrictions, notification requirements, or other statements and instructions (except personal protective equipment requirements) that apply to the non-WPS uses.

### Examples:

- "Keep children and pets out of the treated area until sprays have dried."
- "Keep unprotected persons out of treated areas until sprays have dried."

3.

**Add the Personal Protective Equipment Statements.**

The PPE statements you have circled in sections B and C on the **PRODUCT WORKSHEET** (unless you have subsequently crossed them out) are the PPE statements that must be included on your product label or labeling. **Place them under the heading "Precautionary Statements: Hazards to Humans (and Domestic Animals)" as shown in section A on the PRODUCT WORKSHEET.**

**Remove current PPE statements if the product's uses are all within the scope of the WPS.**

If the product's uses are all within the scope of the WPS, do the following:

- Remove from the product labeling all current statements that specify PPE requirements for mixers, loaders, applicators, or other types of pesticide handlers, **EXCEPT:**
  - Retain statements prohibiting specific handling tasks, such as prohibiting human flaggers.
  - Retain statements warning users about possible harmful effects or about avoiding getting the pesticide on or in their bodies.
  - Retain statements that contain a product-specific warning, such as "Never wear protective gear with the odor of VIP DePesto I/M. Clean and aerate all protective gear until all odor is gone."

**Adjust PPE statements if the product's uses are NOT all within the scope of the WPS.**

If the product contains some uses that are NOT covered by the WPS, EPA recommends, in most cases, that you extend the WPS-specified handler PPE to the non-WPS uses.

**HOWEVER**, the two sets of PPE requirements must be kept separate if the PPE required by the WPS would either provide too little protection for the non-WPS uses or be unreasonably overprotective for the non-WPS uses. In those exceptional circumstances, do the following:

- retain the current PPE requirements for the non-WPS uses, and
- be sure that the PPE requirements on the labeling indicate whether they apply to WPS uses or non-WPS uses. For example, the statements you constructed in item 2 of section A on the Worksheet might be changed to:

**WPS USES:** "Applicators and other handlers who handle this pesticide for any use covered by the Worker Protection Standard (40 CFR Part 170) -- in general, agricultural-plant uses are covered -- must wear:"

**NON-WPS USES:** "Applicators and other handlers who handle this pesticide for any use NOT covered by the Worker Protection Standard (40 CFR Part 170) -- in general, only agricultural-plant uses are covered by the WPS -- must wear:"

- indicate on EPA form 8570-1, Application for Pesticide Amendment, that your labeling requires different PPE for WPS and nonWPS users.

## MAIN LABELING GUIDANCE

4.

**Revise User Safety Recommendations.**

**Remove existing statements and circle revised statements.**

Search your current product labeling for statements about personal hygiene and about using, inspecting, cleaning, maintaining, or disposing of PPE.

- If the current labeling has user safety statements that tell users to wash their hands before eating, smoking, etc., cross out the statements. Then go to item 6 of section A on the Worksheet and circle paragraph (a).
- If the current labeling has user safety statements that tell users to remove clothing immediately and wash if the pesticide gets on them, cross out the statements. Then go to item 6 of section A on the Worksheet and circle paragraph (b).
- If the current labeling has user safety statements that tell users to remove PPE immediately after handling the product and wash (or shower) as soon as possible, cross out the statements. Then go to item 6 of section A on the Worksheet and circle paragraph (c).
- If the current labeling has user safety statements that tell users to discard PPE that cannot be reused and/or to wash work clothing and PPE, cross out the statements. (You should already have circled a similar statement in item 4 of section A on the Worksheet)
- If the current product labeling has user safety statements that tell users they must discard clothing or other absorbent materials that have been drenched or thoroughly contaminated with the product's concentrate, cross out the statements. (You should already have circled a similar statement in item 4 of section A on the Worksheet if your product's signal word is Danger or Warning.)

**Add the new user safety recommendations.**

? Are any of the statements in item 6 (User Safety Recommendations) in section A of the Worksheet circled?

**NO:** No action is necessary. However, you may choose to add the User Safety Recommendations to your product labeling. If so, follow the instructions in "YES" immediately below.

**YES:** Do the following:

- **Create a new labeling box** called "User Safety Recommendations." Place it under the heading "Precautionary Statements -- Hazards to Humans (and Domestic Animals)" in the product labeling (see section A of the **PRODUCT WORKSHEET** for suggested placement). The statements in "User Safety Recommendations" must be located in a clearly separate box on the product labeling -- with lines or other graphic indicators to separate them from the surrounding text.
- **Add to the labeling box** the statements circled in item 6 (User Safety Recommendations) in section A of the Worksheet. You must use the exact wording shown on the Worksheet. You may add **all** the statements in item 6 to your product labeling if you choose to do so.

You have the option of adding all of the user safety recommendations to your labeling if you choose to do so.

## MAIN LABELING GUIDANCE

5.

**Add Engineering Control Statements.**

**Follow the instructions below for label statements about engineering controls -- closed systems, enclosed cabs, and enclosed or open cockpits.**

? Does the current product labeling contain any requirements or recommendations for the use of closed systems, enclosed cabs, or open or enclosed cockpits?

NO: Do the following:

- You may choose to add the following paragraph to the labeling:

**"When handlers use closed systems, enclosed cabs, or aircraft in a manner that meets the requirements listed in the Worker Protection Standard (WPS) for agricultural pesticides [40 CFR 170.240(d)(4-6)], the handler PPE requirements may be reduced or modified as specified in the WPS."**

--If you want to add this statement to your labeling, go to section D of the PRODUCT WORKSHEET and circle paragraph (a) and cross out paragraph (b).

--If you do not want to add this statement to your labeling, go to section D of the PRODUCT WORKSHEET and cross out paragraphs (a) and (b). Then go to section A on the PRODUCT WORKSHEET and cross out item 5, "Engineering control statements."

- You have completed the steps necessary for changing your label.

YES: Go to the next question.




? Does the current product labeling REQUIRE the use of closed systems or enclosed cabs for some or all of the uses?

NO: Do the following:

- Go to section D of the PRODUCT WORKSHEET and cross out paragraph (b).
- Go to the next question.

YES: Does the requirement consist solely of one or both of the following statements?

- "A closed system must be used for mixing and loading."  
AND/OR
- "Human flaggers must be in enclosed cabs."

No: Call 1-800-777-2185 for help in revising the enclosed cab or closed system requirement on your labeling. 

Yes: Do the following --

- Cross out on your current product labeling the statement(s) requiring the use of closed systems or enclosed cabs.
- Insert the enclosed cab or closed system requirement on your current labeling in item 5 of section A on the Worksheet.

You would write either:

-- "A closed system must be used for mixing and loading."  
AND/OR  
-- "Human flaggers must be in enclosed cabs."

- Circle paragraph (b) of section D on the Worksheet:

**"The [closed systems or enclosed cabs] must be used in a manner that meets the requirements listed in the Worker Protection Standard (WPS) for agricultural pesticides [40 CFR 170.240(d)(4-6)]. The handler PPE requirements may be reduced or modified as specified in the WPS."**

- If your labeling statement is "A closed system must be used for mixing and loading," cross out "or enclosed cabs" in the circled paragraph.

## MAIN LABELING GUIDANCE

- If your labeling statement is "Human flaggers must be in enclosed cabs," cross out "closed systems or" in the circled paragraph.
- If your labeling contains the statements "A closed system must be used for mixing and loading" and "Human flaggers must be in enclosed cabs," leave "closed systems or enclosed cabs" in the circled paragraph.
- Go to the next question.

? Does the current product labeling RECOMMEND the use of closed systems, enclosed cabs, or closed cockpits for some or all uses?

NO: Do the following:

- You may choose to add the following paragraph to the labeling:

**"When handlers use closed systems, enclosed cabs, or aircraft in a manner that meets the requirements listed in the Worker Protection Standard (WPS) for agricultural pesticides [40 CFR 170.240(d)(4-6)], the handler PPE requirements may be reduced or modified as specified in the WPS."**

--If you want to add this statement to your labeling, go to section D of the PRODUCT WORKSHEET and circle paragraph (a).

--If you do not want to add this statement to your labeling, go to section D of the PRODUCT WORKSHEET and cross out paragraph (a).

- If neither paragraph (a) or (b) in section D is circled, go to section A on the PRODUCT WORKSHEET and cross out item 5 "Engineering control statements."
- You have completed the steps necessary for changing your label. Go to Supplement Two, "Procedures for Responding to PR Notice 93-7," for further instructions on how to submit labeling changes to EPA.

YES: Do the following --

- Remove from your current product labeling all statements recommending or allowing engineering controls.

## MAIN LABELING GUIDANCE

- Circle paragraph (a) of section D on the PRODUCT WORKSHEET:

**"When handlers use closed systems, enclosed cabs, or aircraft in a manner that meets the requirements listed in the Worker Protection Standard (WPS) for agricultural pesticides [40 CFR 170.240(d)(4-6)], the handler PPE requirements may be reduced or modified as specified in the WPS."**

**Exception:** If "closed systems," "enclosed cabs," and "aircraft" cannot all be used with your product, cross out any that are not applicable.

**IMPORTANT:** You have completed the steps necessary for changing your label. Go to Supplement Two, "Procedures for Responding to PR Notice 93-7," for further instructions on how to submit labeling changes to EPA.

## **SUPPLEMENT THREE-A --**

### **ADDENDUM TO MAIN**

### **LABELING GUIDANCE**

This addendum contains the following items to help you make the necessary WPS-related changes in your product labeling:

- |  |       |
|--|-------|
| Section A -- <b>WPS Active Ingredient List</b>   | p. 1  |
| Information to help you complete active-ingredient-related information blocks on the Product Worksheet.                          |       |
| Section B -- <b>Supplemental Guidance for Restricted-Entry Intervals</b>   | p. 15 |
| Guidance for products with special entry interval situations.  |       |
| Section C -- <b>Sample Labels</b>  | p. 29 |
| Examples of label revisions that meet WPS requirements.  |       |
| Section D -- <b>PRODUCT WORKSHEET</b>  | p. 37 |
| A master copy of the Product Worksheet that you will use along with the directions in Supplement Three (Main Labeling Guidance). |       |

## **WPS ACTIVE INGREDIENT (AI) LIST**

This section contains a list of active ingredients that EPA believes are likely to be in products which are in the scope of this Notice. For each active ingredient, the AI LIST provides information to help you fill in blocks on the **PRODUCT WORKSHEET**. You may not need to use all the information listed for the active ingredients in your product. Follow the directions in Supplement Three (Main Labeling Guidance). If you have questions regarding this list, call 1-800-777-2185.

Date: 04/05/93

UPS Active Ingredient List

Chemical Code	CAS Number	Identification	Common Name	Respirators		Product Identification				MPS Requirement		
				Existing	UPS	Organo-phosphate	N-methyl-carbamate	Fumigant	Motification	REI	REI	Arid
				--12--	--13--	--16--	--17--	--18--	--19--	--20--	--21--	
122804	71751-41-2	abamectin		D/M	I	No	No	No	No	12 hr	No	No
103301	30560-19-1	acephate		D/M	III	Yes	No	No	No	12 hr	No	No
128991	1398-61-4	acetylchitin		D/M	IV	No	No	No	No	12 hr	No	No
114201	114201	agrobacterium radiobacter		D/M	IV	No	No	No	No	12 hr	No	No
090501	15972-60-8	alethlor		D/M	III	No	No	No	No	12 hr	No	No
098301	116-06-3	aldicarb		O/V	I	No	Yes	No	Yes	48 hr	No	No
110801	1646-88-4	aldoxycarb		O/V	I	No	Yes	No	Yes	48 hr	No	No
123301	39148-24-8	aliette		D/M	III	No	No	No	No	12 hr	No	No
063503	64742-55-8	aliphatic hydrocarbons		D/M	IV	No	No	No	No	12 hr	No	No
004001	584-79-2	allethrin		D/M	IV	No	No	No	No	12 hr	No	No
004003	28057-48-9	d-trans-allethrin		D/M	IV	No	No	No	No	12 hr	No	No
004005	42534-61-2	d-cis-trans-allethrin		D/M	IV	No	No	No	No	12 hr	No	No
080801	834-12-8	ametryn		D/M	III	No	No	No	No	12 hr	No	No
106201	33089-61-1	amitraz		D/M	III	No	No	No	No	12 hr	No	No
004401	61-82-5	amitrole		D/M	III	No	No	No	No	12 hr	No	No
005501	7773-06-0	ammonium sulfamate		D/M	III	No	No	No	No	12 hr	No	No
080103	7783-18-8	ammonium thiosulfate		D/M	IV	No	No	No	No	12 hr	No	No
108601	12771-68-5	ancymidol		D/M	IV	No	No	No	No	12 hr	No	No
080811	101-05-3	anilazine		D/M	III	No	No	No	No	48 hr	No	No
006501	68477-31-6	arom. petrol. solv., midrange		O/V	IV	No	No	No	No	12 hr	No	No
006601	68602-80-2	arom. petrol. solv., C12-30		D/M	IV	No	No	No	No	12 hr	No	No
006801	7778-39-4	arsenic acid		D/M	III	No	No	No	No	48 hr	No	No
007001	1327-53-3	arsenic trioxide		D/M	I	No	No	No	Yes	48 hr	No	No
106902	2302-17-2	asulam, sodium		D/M	IV	No	No	No	Yes	12 hr	No	No
080803	1912-24-9	atrazine		D/M	III	No	No	No	No	12 hr	No	No
121701	992-20-1	azadirachtin (neem extract)		D/M	III	No	No	No	No	12 hr	No	No
058001	86-50-0	azinphos-methyl		D/M	I	Yes	No	No	No	48 hr	Yes	No
006426		b.t. san diego, delta endotoxin		D/M	IV	No	No	No	No	12 hr	No	No
006426		b.t. subsp. aizawa str. GC-91		D/M	IV	No	No	No	No	12 hr	No	No
006403		b.t. subsp. aizawai		D/M	IV	No	No	No	No	12 hr	No	No
006401		b.t. subsp. israelensis		D/M	III	No	No	No	No	12 hr	No	No
006402		b.t. subsp. kurstaki		D/M	III	No	No	No	No	12 hr	No	No
006424		b.t. subsp. kurstaki str. EG2348		D/M	IV	No	No	No	No	12 hr	No	No
006423		b.t. subsp. kurstaki str. EG2371		D/M	IV	No	No	No	No	12 hr	No	No
006422		b.t. subsp. kurstaki str. EG2424		D/M	IV	No	No	No	No	12 hr	No	No
006425		b.t. subsp. morrisoni		D/M	IV	No	No	No	No	12 hr	No	No
128946		b.t. subsp. san diego		D/M	IV	No	No	No	No	12 hr	No	No
006405		b.t. subsp. tenebrionis		D/M	IV	No	No	No	No	12 hr	No	No
129068		bacillus subtilis GB03		D/M	IV	No	No	No	No	12 hr	No	No
008001	1332-40-7	basic copper chloride		D/M	III	No	No	No	No	24 hr	No	No

Date: 04/05/93

## MPS Active Ingredient List

Chemical Code	CAS Number	Identification	Common Name	Respirators		Product Identification				MPS Requirement		
				Existing	MPS	Organo-phosphate	N-methyl-carbamate	Fumigant	Notifi-cation	REI	REI	Arid
008101	1344-73-6	basic copper sulfate		D/M	II	No	No	No	No	No	24 hr	No
105201	22781-23-3	bendiocarb		D/M	II	No	Yes	No	No	No	12 hr	No
084301	1861-40-1	benfluralin		D/M	III	No	No	No	No	No	12 hr	No
099101	17804-35-2	benomyl		D/M	IV	No	No	No	No	No	12 hr	No
128820	83055-99-6	bensulfuron-methyl		D/M	IV	No	No	No	No	No	24 hr	No
009801	741-58-2	bensulide		D/M	III	Yes	No	No	No	No	12 hr	No
004004	28434-00-6	S-bioallethrin		D/M	IV	No	No	No	No	No	12 hr	No
097802	28434-01-7	bioresmethrin		D/M	III	No	No	No	No	No	24 hr	No
128825	82657-04-3	biphenhrin		D/M	III	No	No	No	No	No	12 hr	No
055601	120-23-0	BNOA (b-naphthoxy acetic acid)		D/M	III	No	No	No	No	No	12 hr	No
011102	1303-96-4	borax		D/M	III	No	No	No	No	No	12 hr	No
012301	314-40-9	bromacil		D/M	IV	No	No	No	No	No	12 hr	No
012302	53404-19-6	bromacil, lithium salt		D/M	IV	No	No	No	No	No	24 hr	No
035301	1689-84-5	bromoxynil		D/M	III	No	No	No	No	No	12 hr	No
035302	1689-99-2	bromoxynil octanoate		D/M	IV	No	No	No	No	No	12 hr	No
113001	34681-23-7	butoxycarboxim		D/M	II	No	No	No	No	No	12 hr	No
106501	33629-47-9	butralin		D/M	IV	No	No	No	No	No	12 hr	No
041405	2008-41-5	butylate		D/M	III	No	No	No	No	No	12 hr	No
012501	75-60-5	cacodylic acid		D/M	III	No	No	No	No	No	12 hr	No
013806	5902-95-4	calcium methanearsenate		D/M	IV	No	No	No	No	No	12 hr	No
006321	7179-50-2	calcium oxytetracycline		D/M	IV	No	No	No	No	No	12 hr	No
076702	1344-81-6	calcium polysulfide		D/M	II	No	No	No	No	No	48 hr	No
080101	10124-61-1	calcium thiosulfate		D/M	IV	No	No	No	No	No	12 hr	No
081301	133-06-2	captan		D/M	III	No	No	No	No	No	48 hr	No
056801	63-25-2	carbaryl		D/M	III	No	Yes	No	No	No	12 hr	No
090601	1563-66-2	carbofuran		D/M	I	No	Yes	No	No	Yes	48 hr	No
090201	5234-68-4	carboxin		D/M	IV	No	No	No	No	No	12 hr	No
128930	9012-76-4	chitosan		D/M	III	No	No	No	No	No	12 hr	No
029902	1076-46-6	chloramben, ammonium salt		D/M	III	No	No	No	No	No	12 hr	No
098801	2536-31-4	chlorfluoreol		O/V	I	No	No	No	No	Yes	48 hr	No
128901	90982-32-4	chlorimuron-ethyl		D/M	III	No	No	No	No	No	12 hr	No
018101	999-81-5	chloromequat chloride		D/M	III	No	No	No	No	No	12 hr	No
027301	2675-77-6	chloroneb		D/M	IV	No	No	No	No	No	12 hr	No
081501	76-06-2	chloropterin		O/V	I	No	No	Yes	Yes	Yes	48 hr	No
018301	101-21-3	chloropropham		D/M	III	No	No	No	No	No	12 hr	No
059101	2921-88-2	chloropyrifos		D/M	III	Yes	No	No	No	No	12 hr	No
081901	1897-45-6	chlorothalonil		D/M	I	No	No	No	No	No	48 hr	No
059102	5598-13-0	chlorpyrifos-methyl		D/M	III	Yes	No	No	No	No	12 hr	No
118601	64902-72-3	chlorsulfuron		D/M	III	No	No	No	No	No	12 hr	No
1255	74115-24-5	clofentazine		D/M	III	No	No	No	No	No	12 hr	No

Date: 04/05/93

WPS Active Ingredient List

Chemical Code	CAS Number	Common Name	Respirators		Product Identification			MPS Requirement		
			Existing	WPS	Organo-phosphate	N-methyl-carbamate	Fumigant	Notification	REI	Arid REI
			--12--	--13--	--16--	--17--	--18--	--19--	--20--	--21--
021202	53404-22-1	clopropr, sodium salt	D/M	IV	No	No	No	No	24 hr	No
117403	1702-17-6	clopyralid (acid)	D/M	III	No	No	No	No	48 hr	No
117401	57754-85-8	clopyralid, ethanolanine salt	D/M	III	No	No	No	No	12 hr	No
226300		colletricum gleosporoides	D/M	IV	No	No	No	No	12 hr	No
022501	7440-50-8	copper	D/M	IV	No	No	No	No	12 hr	No
022703	33113-08-5	copper ammonium carbonate	D/M	III	No	No	No	No	12 hr	No
022702	16828-95-8	copper as ammonia complex	D/M	III	No	No	No	No	12 hr	No
022901	1184-64-1	copper carbonate	D/M	III	No	No	No	No	12 hr	No
023503	8012-60-9	copper oxychloride sulfate	D/M	III	No	No	No	No	24 hr	No
023104	9007-30-0	copper salts of fatty acids	D/M	IV	No	No	No	No	12 hr	No
024401	7758-90-8	copper sulfate	D/M	III	No	No	No	No	24 hr	No
019401	122-80-3	4-CPA	D/M	III	No	No	No	No	12 hr	No
019402	53404-23-2	4-CPA, diethanolamine salt	D/M	III	No	No	No	No	24 hr	No
022102	108-30-4	m-cresol	O/V	III	No	No	No	No	24 hr	No
075101	15096-52-3	cryolite	D/M	III	No	No	No	No	12 hr	No
023401	20427-59-2	cupric hydroxide	D/M	III	No	No	No	No	48 hr	No
042401	1317-38-0	cupric oxide	D/M	III	No	No	No	No	12 hr	No
025601	1317-39-1	cuprous oxide	D/M	IV	No	No	No	Yes	48 hr	No
100101	21725-46-2	cyanazine	D/M	III	No	No	No	No	12 hr	No
041301	1134-23-2	cycloate	O/V	III	No	No	No	No	12 hr	No
128831	68359-37-5	cyfluthrin	D/M	I	No	No	No	No	12 hr	No
128867	68085-85-8	cyhalothrin	D/M	I	No	No	No	No	12 hr	No
109702	52315-07-8	cypermethrin	D/M	III	No	No	No	No	12 hr	No
121301	66215-27-8	cyromazine	D/M	III	No	No	No	No	12 hr	No
116801	525-79-1	cytokinin	D/M	III	No	No	No	No	12 hr	No
030001	94-75-7	2,4-D	D/M	III	No	No	No	No	48 hr	No
030064	25168-26-7	2,4-D, 2-ethyl-4-methylpentyl	D/M	III	No	No	No	No	12 hr	No
030010		2,4-D, alkanolamine	D/M	III	No	No	No	No	48 hr	No
030053	1929-73-3	2,4-D, butoxyethyl	D/M	III	No	No	No	No	12 hr	No
030072	1320-18-9	2,4-D, butoxypropyl	D/M	III	No	No	No	No	12 hr	No
030056	94-80-4	butyl	D/M	III	No	No	No	No	24 hr	No
030016	5742-19-8	2,4-D, diethanolamine	D/M	III	No	No	No	No	48 hr	No
030017	20940-37-8	2,4-D, diethylamine	D/M	III	No	No	No	No	48 hr	No
030019	2008-39-1	2,4-D, dimethylamine	D/M	III	No	No	No	No	48 hr	No
030063	1928-43-4	2,4-D, isoctyl(2-ethylhexyl)	D/M	III	No	No	No	No	12 hr	No
030065	53404-37-8	2,4-D, isoctyl(2-octyl)	D/M	III	No	No	No	No	12 hr	No
030025	5742-17-6	2,4-D, isopropylamine	D/M	III	No	No	No	No	48 hr	No
030066	94-11-1	2,4-D, isopropyl	D/M	III	No	No	No	No	12 hr	No
030002	3766-27-6	2,4-D, lithium salt	D/M	III	No	No	No	No	48 hr	No
030029	2212-59-1	2,4-D, oleylpropylenediamine	D/M	II	No	No	No	No	48 hr	No



Date: 04/05/93

MPS Active Ingredient List

Chemical Code	CAS Number	Identification	Common Name	Respirators		Product Identification			MPS Requirement		
				Existing	MPS	Organo-phosphate	N-methyl-carbamate	Fumigant	Notifi-cation	REI	REI
				--12--	--13--	--16--	--17--	--18--	--19--	--20--	--21--
030014		2,4-D, tall-oil alkylamine		D/M	IV	No	No	No	No	48 hr	No
030033	2569-01-9	2,4-D, triethanolamine		D/M	IV	No	No	No	No	48 hr	No
030034	2646-78-8	2,4-D, triethylamine		D/M	III	No	No	No	No	24 hr	No
030035	32341-80-3	2,4-D, triisopropanolamine		D/M	III	No	No	No	No	48 hr	No
030039	55256-32-1	2,4-D, dimethyltolelyamine		D/M	III	No	No	No	No	48 hr	No
030004	2702-72-9	2,4-D, sodium salt		D/M	III	No	No	No	No	48 hr	No
078701	1861-32-1	dacthal		D/M	III	No	No	No	No	12 hr	No
028903	29110-22-3	dalepon, magnesium		D/M	IV	No	No	No	No	12 hr	No
028902	127-20-8	dalepon, sodium		D/M	III	No	No	No	No	12 hr	No
035101	1596-84-5	daminozide		D/M	IV	No	No	No	No	12 hr	No
035602	533-74-4	dazomet		D/M	II	No	No	Yes	No	24 hr	No
030819	2758-42-1	2,4-DB, dimethylamine		D/M	III	No	No	No	No	48 hr	No
030863	1320-15-6	2,4-DB, isooctyl		D/M	III	No	No	No	No	12 hr	No
079038	112-30-1	decanol		O/V	IV	No	No	No	No	24 hr	No
104801	13684-56-5	desmedipham		D/M	IV	No	No	No	No	24 hr	No
057801	333-41-5	diazinon		D/M	III	Yes	No	No	No	12 hr	No
029801	1918-00-9	dicamba		D/M	III	No	No	No	No	48 hr	No
129042		dicamba, aluminum compd.		D/M	III	No	No	No	No	12 hr	No
128931	104040-79-1	dicamba, diglycoamine salt		D/M	III	No	No	No	No	12 hr	No
029803	25059-78-3	dicamba, diethanolamine		D/M	III	No	No	No	No	48 hr	No
029802	2300-66-5	dicamba, dimethylamine		D/M	IV	No	No	No	No	48 hr	No
128944	55871-02-8	dicamba, isopropylamine salt		D/M	IV	No	No	No	No	24 hr	No
029804	53404-28-7	dicamba, monoethanolamine		D/M	III	No	No	No	No	48 hr	No
029806	1982-69-0	dicamba, sodium		D/M	IV	No	No	No	No	12 hr	No
129043	10007-85-9	dicamba, potassium		D/M	III	No	No	No	No	48 hr	No
029601	117-80-6	dichlone		D/M	IV	No	No	No	No	48 hr	No
027401	1194-65-6	dichlorobenzil		O/V	II	No	No	No	No	12 hr	No
029001	542-75-6	dichloropropene		O/V	III	No	No	Yes	No	24 hr	No
084001	62-73-7	dichlorvos		O/V	II	Yes	No	No	No	24 hr	No
110902	51338-27-3	diclofop-methyl		D/M	IV	No	No	No	No	24 hr	No
031301	99-30-9	dicloran		D/M	IV	No	No	No	No	12 hr	No
010501	115-32-2	dicofof		D/M	III	No	No	No	No	12 hr	No
035201	141-66-2	microtophos		D/M	II	Yes	No	No	No	24 hr	No
027501	2227-17-0	dienochlor		D/M	II	No	No	No	No	12 hr	No
279500	38727-55-8	diethyl ethyl		D/M	II	No	No	No	No	24 hr	No
106401	43222-48-6	difenzoquat		D/M	II	No	No	No	No	48 hr	No
108201	35367-38-5	diflubenzuron		D/M	III	No	No	No	No	12 hr	No
109601	52508-35-7	dikegulac sodium		D/M	II	No	No	No	No	12 hr	No
01	81777-89-1	dimethazone		D/M	III	No	No	No	No	12 hr	No
01	55290-64-7	dimethipin		D/M	II	No	No	No	No	48 hr	No

Date: 04/05/93

WPS Active Ingredient List

Chemical Code	CAS Number	Identification	Common Name	Respirators		Product Identification			WPS Requirement		
				Existing	WPS	Organo-phosphate	N-methyl-carbamate	Fumigant	Notifi-cation	REI	Arid REI
035001	60-51-5	dimethoate		D/M	IV	Yes	No	No	No	12 hr	No
036001	39300-45-3	dinocepp		D/M	III	No	No	No	No	12 hr	No
038501	122-39-4	diphenylamine		O/V	III	No	No	No	No	12 hr	No
032201	85-00-7	diquat dibromide		D/M	III	No	No	No	No	24 hr	No
013802	144-21-8	disodium methanearsenate		D/M	III	No	No	No	No	12 hr	No
011103	12280-03-4	disodium octaborate tetraH2O		D/M	IV	No	No	No	No	12 hr	No
114301	29804-22-6	disperlure		D/M	IV	No	No	No	No	12 hr	No
032501	298-04-4	disulfoton		D/M	II	Yes	No	No	Yes	48 hr	Yes
128994	97886-45-8	dithiopyr		D/M	III	No	No	No	No	12 hr	No
035505	330-54-1	diuron		D/M	III	No	No	No	No	12 hr	No
128908	40642-40-8	(Z)-8-dodecen-1-ol		O/V	IV	No	No	No	No	12 hr	No
128906	28079-04-1	(Z)-8-dodecen-1-yl acetate		D/M	IV	No	No	No	No	12 hr	No
128907	38363-29-0	(E)-8-dodecen-1-yl acetate		D/M	IV	No	No	No	No	12 hr	No
013805	53404-47-0	dodecylammonium methanearsenate		D/M	II	No	No	No	No	12 hr	No
110401	31717-87-0	dodemorph acetate		D/M	III	No	No	No	No	48 hr	No
044301	2439-10-3	dodine		D/M	III	No	No	No	Yes	48 hr	No
031401	120-36-5	2,4-DP acid (dichlorprop)		D/M	IV	No	No	No	No	12 hr	No
031453	53404-31-2	2,4-DP, butoxyethyl		D/M	III	No	No	No	No	12 hr	No
031419	53404-32-3	2,4-DP, dimethylamine		D/M	IV	No	No	No	No	48 hr	No
031463	28631-35-8	2,4-DP, isoocetyl		D/M	III	No	No	No	No	12 hr	No
079401	115-29-7	endosulfan		O/V	I	No	No	No	No	24 hr	No
038905		endothall, dimethylcooamine		D/M	I	No	No	No	Yes	48 hr	No
038904	2164-07-0	endothall, dipotassium salt		D/M	III	No	No	No	No	48 hr	No
038903	129-67-9	endothall, disodium salt		D/M	IV	No	No	No	Yes	48 hr	No
041401	759-94-4	EPTC (Et dipr thiocarbamate)		O/V	III	No	No	No	No	12 hr	No
113101	55283-68-6	ethalfuralin		D/M	III	No	No	No	No	12 hr	No
099801	16672-87-0	ethephon		D/M	III	No	No	No	Yes	48 hr	No
058401	563-12-2	ethion		D/M	II	Yes	No	No	No	24 hr	No
110601	26225-79-6	ethofumesate		D/M	III	No	No	No	No	12 hr	No
041101	13194-48-4	ethoprop		O/V	I	Yes	No	No	Yes	48 hr	Yes
055501	91-53-2	ethoxyquin		D/M	IV	No	No	No	No	12 hr	No
041901	74-85-1	ethylene		O/V	IV	No	No	Yes	No	12 hr	No
084701	2593-15-9	etridiazole		D/M	III	No	No	No	No	12 hr	No
128910	4602-84-0	farnesol		D/M	III	No	No	No	No	12 hr	No
079034	67762-39-4	fatty acids, C8-12, Me esters		O/V	III	No	No	No	No	12 hr	No
079029	68603-15-6	fatty alcohols, C6-12		O/V	IV	No	No	No	No	24 hr	No
079059	68603-15-6	fatty alcohols, C6-10		O/V	IV	No	No	No	No	24 hr	No
100601	22224-92-6	fenamiphos		D/M	II	Yes	No	No	No	12 hr	No
206600	60168-88-9	fenarimol		D/M	III	No	No	No	No	12 hr	No
104601	13356-08-6	fenbutatin oxide		D/M	I	No	No	No	No	48 hr	No

Date: 04/05/93

WPS Active Ingredient List

Chemical Code	CAS Number	Common Name	Respirators		Product Identification			WPS Requirement		
			Existing	WPS	Organo-phosphate	N-methyl-carbamate	Fumigant	Notifi-cation	REI	Arid
			--12--	--13--	--16--	--17--	--18--	--19--	--20--	--21--
105901	122-14-5	fentitrothion	D/M	III	Yes	No	No	No	12 hr	No
128701	66441-23-4	fenoxypcarb-ethyl	D/M	III	No	No	No	No	24 hr	No
125301	72490-01-8	fenoxycarb	D/M	III	No	No	No	No	12 hr	No
127901	39515-41-8	fenpropathrin	D/M	II	No	No	No	No	24 hr	No
119001	83588-43-6	fenridazone-potassium	D/M	IV	No	No	No	No	12 hr	No
053301	55-38-9	fenthion	D/M	III	Yes	No	No	No	24 hr	No
109301	51630-58-1	fenvaleerate	D/M	II	No	No	No	No	12 hr	No
109303	66230-04-4	S-fenvaleerate	D/M	II	No	No	No	No	12 hr	No
034801	14484-64-1	ferbam	D/M	IV	No	No	No	No	24 hr	No
050502	7782-63-0	ferrous sulfate heptahydrate	D/M	IV	No	No	No	No	24 hr	No
122805	69806-50-4	fluzifop-butyl	D/M	III	No	No	No	No	12 hr	No
122809	79241-46-6	fluzifop-R-butyl	D/M	III	No	No	No	No	12 hr	No
123001	62924-70-3	flumetralin	D/M	III	No	No	No	No	24 hr	No
035503	2164-17-2	fluometuron	D/M	III	No	No	No	No	24 hr	No
112900	59756-60-4	fluridone	D/M	III	No	No	No	No	12 hr	No
125701	56425-91-3	flurprimidol	D/M	III	No	No	No	No	12 hr	No
109302	102851-06-9	fluvalinat	D/M	III	No	No	No	No	12 hr	No
081601	133-07-3	folpet	D/M	II	No	No	No	No	24 hr	No
123802	72178-02-0	fomesafen	D/M	III	No	No	No	No	24 hr	No
041701	944-22-9	fonofos	O/V	I	Yes	No	No	Yes	48 hr	Yes
043001	50-00-0	formaldehyde	O/V	IV	No	No	No	No	12 hr	No
097301	23422-53-9	formetate HCl	D/M	II	No	Yes	No	No	48 hr	No
106701	25954-13-6	fosamine ammonium	D/M	III	No	No	No	No	12 hr	No
043801	77-06-5	gibberellic acid	D/M	IV	No	No	No	No	12 hr	No
129000		gliocladium virens G-21	D/M	IV	No	No	No	No	12 hr	No
103601	38641-94-0	glyphosate, isopropylamine	D/M	III	No	No	No	No	12 hr	No
103604	114370-14-8	glyphosate, ammonium	D/M	III	No	No	No	No	12 hr	No
103603	70393-85-0	glyphosate, sodium sesqui	D/M	III	No	No	No	No	12 hr	No
114101	53042-79-8	gossypure, (Z,E)- component	D/M	III	No	No	No	No	12 hr	No
114102	52207-99-5	gossypure, (Z,Z)- component	D/M	III	No	No	No	No	12 hr	No
107303		gypsy moth NPV	D/M	IV	No	No	No	No	12 hr	No
006602	64742-94-5	heavy aromatic naphtha	D/M	IV	No	No	No	No	12 hr	No
107301		heliothis NPV	D/M	IV	No	No	No	No	12 hr	No
120001	53939-28-9	(Z)-11-hexadecenal	D/M	III	No	No	No	No	12 hr	No
079047	111-27-3	1-hexanol	O/V	IV	No	No	No	No	24 hr	No
107201	51235-04-2	hexazinone	D/M	III	No	No	No	No	24 hr	No
128849	78587-05-0	hexythiazox	D/M	III	No	No	No	No	12 hr	No
111901	35554-44-0	imezathil	D/M	IV	No	No	No	No	48 hr	No
17-	81334-34-1	imezapyr	D/M	IV	No	No	No	No	12 hr	No
1	81510-83-0	imezapyr, monoisopropylamine	D/M	IV	No	No	No	No	12 hr	No

Date: 04/05/93

MPS Active Ingredient List

Chemical Code	CAS Number	Common Name	Respirators		Product Identification			MPS Requirement		
			Existing	MPS	Organo-phosphate	N-methyl-carbamate	Fumigant	Motification	REI	Arid REI
			--12--	--13--	--16--	--17--	--18--	--19--	--20--	--21--
128848	81335-37-7	imazequin	D/M	III	No	No	No	No	12 hr	No
128840	81335-47-9	imazequin, ammonium salt	D/M	III	No	No	No	No	12 hr	No
129023	81335-46-8	imazequin, sodium salt	D/M	III	No	No	No	No	12 hr	No
128842	81405-85-8	imazethabenz	D/M	III	No	No	No	No	48 hr	No
128922	81335-77-5	imazethapyr	D/M	IV	No	No	No	No	12 hr	No
128923	101917-66-2	imazethapyr, ammonium salt	D/M	IV	No	No	No	No	12 hr	No
046701	133-32-4	indole-3-butyric acid	D/M	IV	No	No	No	No	12 hr	No
109801	36734-19-7	iprodione	D/M	III	No	No	No	No	12 hr	No
126901	42509-80-8	isazofos	D/M	II	Yes	No	No	No	24 hr	No
295900	67329-04-8	isazofos-methyl	D/M	II	Yes	No	No	No	24 hr	No
109401	25311-71-1	isofenphos	D/M	II	No	No	No	No	12 hr	No
100201	33820-53-0	isopropalin	D/M	III	No	No	No	No	12 hr	No
125851	82558-50-7	isoxaben	D/M	III	No	No	No	No	12 hr	No
107501	42588-37-4	kinoprene	D/M	II	No	No	No	No	12 hr	No
107502	65733-20-2	s-kinoprene	D/M	IV	No	No	No	No	12 hr	No
128929	79-33-4	(S)-(+)-lactic acid	D/M	III	No	No	No	Yes	48 hr	No
128888	77501-63-4	lactofen	D/M	III	No	No	No	No	12 hr	No
128897	91465-08-6	lambda-cyhalothrin	D/M	II	No	No	No	No	24 hr	No
009001	58-89-9	lindane	D/V	III	No	No	No	No	12 hr	No
035506	330-55-2	linuron	D/M	IV	No	No	No	No	12 hr	No
057701	121-75-5	malathion	D/M	IV	Yes	No	No	No	12 hr	No
051501	123-33-1	maleic hydrazide	D/M	III	No	No	No	No	12 hr	No
051503	28382-15-2	maleic hydrazide, potassium	D/M	II	No	No	No	No	12 hr	No
014504	8018-01-7	mancozeb	D/M	III	No	No	No	No	12 hr	No
014505	12427-38-2	maneb	D/M	III	No	No	No	No	12 hr	No
030501	94-74-6	MCPA (Me Cl phenoxycetic acid)	D/M	III	No	No	No	No	48 hr	No
030511	20405-19-0	MCPA, diethanolamine	D/M	III	No	No	No	No	48 hr	No
030516	2039-46-5	MCPA, dimethylamine	D/M	III	No	No	No	No	48 hr	No
030563	26544-20-7	MCPA, isooctyl	D/M	III	No	No	No	No	12 hr	No
030502	3653-48-3	MCPA, sodium	D/M	III	No	No	No	No	48 hr	No
030510	6365-62-4	MCPA, ethanolamine	D/M	III	No	No	No	No	48 hr	No
019202	6062-26-6	MCPB, sodium salt	D/M	III	No	No	No	No	12 hr	No
031501	7085-19-0	MCPP, (mecoprop)	D/M	IV	No	No	No	No	48 hr	No
031516	1432-14-0	MCPP, diethanolamine	D/M	III	No	No	No	No	12 hr	No
031563	28473-03-2	MCPP, isooctyl	D/M	III	No	No	No	No	12 hr	No
031503	1929-86-8	MCPP, potassium salt	D/M	III	No	No	No	No	12 hr	No
031519	32351-70-5	MCPP, dimethylamine	D/M	III	No	No	No	No	48 hr	No
114002	53780-36-2	mefluidide, diethanolamine	D/M	III	No	No	No	No	12 hr	No
114001	53780-34-0	mefluidide	D/M	III	No	No	No	No	12 hr	No
114003	83601-83-6	mefluidide, potassium salt	D/M	III	No	No	No	No	12 hr	No

Date: 04/05/93

WPS Active Ingredient List

Chemical Code	CAS Number	Identification	Common Name	Respirators		Product Identification			WPS Requirement		
				Existing	WPS	Organo-phosphate	N-methyl-carbamate	Fumigant	Notifi-cation	REI	REI
				12--	13--	16--	17--	18--	19--	20--	21--
109101	24307-26-4	mepiquat chloride		D/M	III	No	No	No	No	12 hr	No
113501	57837-19-1	metalaxyl		D/M	III	No	No	No	No	12 hr	No
053001	108-62-3	metalddehyde		D/M	III	No	No	No	No	12 hr	No
039003	137-42-8	metam-sodium		O/V	III	No	No	Yes	Yes	48 hr	No
058702	301-12-2	metasystox R		D/M	II	Yes	No	No	No	48 hr	Yes
101201	10265-92-6	methamidophos		O/V	I	Yes	No	No	Yes	48 hr	Yes
106001	20354-26-1	methazole		D/M	III	No	No	No	No	12 hr	No
100301	950-37-8	methidathion		D/M	I	Yes	No	No	No	24 hr	No
100501	2032-65-7	methiocarb		D/M	IV	No	Yes	No	No	12 hr	No
090301	16752-77-5	methomyl		D/M	II	No	Yes	No	No	48 hr	No
105401	40596-69-8	methoprene		D/M	III	No	No	No	No	12 hr	No
105402	65733-16-6	S-methoprene		D/M	III	No	No	No	No	12 hr	No
034001	72-43-5	methoxychlor		D/M	III	No	No	No	No	12 hr	No
053201	74-83-9	methyl bromide		O/V	I	Yes	No	Yes	Yes	48 hr	No
053501	298-00-0	methyl parathion		D/M	I	Yes	No	No	Yes	48 hr	Yes
068102	6317-18-6	methylenebis(thiocyanate)		D/M	II	No	No	No	No	48 hr	No
014601	9006-42-2	metiram		D/M	IV	No	No	No	No	12 hr	No
108801	51218-45-2	metolachlor		D/M	III	No	No	No	No	12 hr	No
101101	21087-64-9	metribuzin		D/M	II	No	No	No	No	12 hr	No
122010	74223-64-6	met sulfuron-methyl		D/M	IV	No	No	No	No	12 hr	No
015801	7786-34-7	mevinphos		O/V	I	Yes	No	No	Yes	48 hr	Yes
054501		milky spore		D/M	IV	No	No	No	No	12 hr	No
041402	2212-67-1	molinate		O/V	III	No	No	No	No	12 hr	No
013803	2163-80-6	monosodium methanearsonate		D/M	III	No	No	No	No	12 hr	No
128857	88671-89-0	myclobutanil		D/M	IV	No	No	No	No	24 hr	No
056002	86-87-3	NAA (naphthaleneacetic acid)		D/M	IV	No	No	No	No	24 hr	No
056004	25545-89-5	NAA, ammonium salt		D/M	III	No	No	No	No	24 hr	No
056008	2122-70-5	NAA, ethyl ester		D/M	IV	No	No	No	No	12 hr	No
056003	15165-79-4	NAA, potassium salt		D/M	IV	No	No	No	No	24 hr	No
056007	61-31-4	NAA, sodium salt		D/M	III	No	No	No	No	48 hr	No
056001	86-86-2	NAD (naphthaleneacetamide)		D/M	III	No	No	No	No	48 hr	No
034401	300-76-5	naled		O/V	II	Yes	No	No	No	24 hr	No
103001	15299-99-7	napropamide		D/M	IV	No	No	No	No	12 hr	No
030703	132-67-2	naphtalam, sodium		D/M	III	No	No	No	No	48 hr	No
128911	7212-44-4	nerolidol		D/M	III	No	No	No	No	12 hr	No
129008	111991-09-4	nicosulfuron		D/M	III	No	No	No	No	12 hr	No
056702	54-11-5	nicotine		O/V	I	No	No	(1)	Yes	48 hr	No
069203	1929-82-4	nitpyrin		O/V	III	No	No	No	No	24 hr	No
105801	27314-13-2	norflurazon		D/M	IV	No	No	No	No	12 hr	No
117		nosema locustae		D/M		No	No	No	No	12 hr	NR

Date: 04/05/93

MPS Active Ingredient List

Chemical Code	CAS Number	Identification Common Name	Respirators		Product Identification			MPS Requirement		
			Existing	UFS	Organo-phosphate	N-methyl-carbamate	Fumigant	Notifi-cation	REI	REI
			--12--	--13--	--16--	--17--	--18--	--19--	--20--	--21--
079037	111-87-5	octyl alcohol	O/V	IV	No	No	No	No	24 hr	No
057001	113-48-4	octyl bicycloheptenedicarboxamide	D/M	III	No	No	No	No	12 hr	No
104201	19044-88-3	oryzalin	D/M	III	No	No	No	No	12 hr	No
109001	19666-30-9	oxadiazon	D/M	III	No	No	No	No	12 hr	No
126701	77732-09-3	oxadixyl	D/M	III	No	No	No	No	12 hr	No
103801	23135-22-0	oxamyl	O/V	I	No	Yes	No	No	24 hr	No
090202	5259-88-1	oxycarboxin	O/V	IV	No	No	No	No	12 hr	No
111601	42874-03-3	oxyfluorfen	D/M	III	No	No	No	No	24 hr	No
006308	2058-45-0	oxytetracycline hydrochloride	D/M	IV	No	No	No	No	12 hr	No
054101	2439-01-2	oxythioquinox	D/M	III	No	No	No	No	24 hr	No
125601	76738-62-0	paclbutrazol	D/M	III	No	No	No	No	24 hr	No
061501	106-45-7	paradichlorobenzene	O/V	III	No	No	No	No	12 hr	No
063502	8012-95-1	paraffin oils	D/M	IV	No	No	No	No	12 hr	No
061601	1910-42-5	paraquat	D/M	I	No	No	No	Yes	48 hr	No
057501	56-38-2	parathion	O/V	I	Yes	No	No	Yes	48 hr	Yes
056502	82-68-8	PCNB (pentachloronitrobenzene)	D/M	IV	No	No	No	No	12 hr	No
041403	1114-71-2	pebulate	O/V	III	No	No	No	No	12 hr	No
108501	40487-42-1	pendimethalin	D/M	III	No	No	No	No	12 hr	No
108001	37924-13-3	perfluidone	D/M	III	No	No	No	No	12 hr	No
109701	52645-53-1	permethrin	D/M	III	No	No	No	No	24 hr	No
098701	13684-63-4	phenmedipham	D/M	III	No	No	No	No	24 hr	No
069005	26002-80-2	phenothrin	D/M	IV	No	No	No	No	12 hr	No
057201	298-02-2	phorate	O/V	I	Yes	No	No	Yes	48 hr	Yes
059201	732-11-6	phosmet	D/M	II	Yes	No	No	No	12 hr	No
018201	13171-21-6	phosphamidon	O/V	I	Yes	No	No	No	24 hr	No
111301		phytophthora citrophthora	D/M	IV	No	No	No	No	12 hr	No
005101	1918-02-1	picloram, acid	D/M	I	No	No	No	No	12 hr	No
005103	26952-20-5	picloram, isooctyl	D/M	II	No	No	No	No	12 hr	No
005104	2545-60-0	picloram, potassium	D/M	II	No	No	No	No	12 hr	No
005102	6753-47-5	picloram, triisopropanolamine	D/M	I	No	No	No	No	12 hr	No
097003	3478-94-2	piperalin	D/M	III	No	No	No	No	24 hr	No
067501	51-03-6	piperonyl butoxide	D/M	III	No	No	No	No	12 hr	No
108102	29232-93-7	pirimiphos-methyl	D/M	III	Yes	No	No	No	24 hr	No
107304		poly.incl. bodies, n. sertifer	D/M	IV	No	No	No	No	12 hr	No
043802	125-67-7	potassium giberellate	D/M	III	No	No	No	No	12 hr	No
128973	86209-51-0	primisulfuron	D/M	III	No	No	No	No	12 hr	No
110201	29091-21-2	prodiamine	D/M	III	No	No	No	No	12 hr	No
111401	41198-08-7	profenofos	D/M	III	Yes	No	No	Yes	48 hr	Yes
116903	53663-71-1	promalin	D/M	III	No	No	No	No	12 hr	No
080804	1610-18-0	prometon	D/M	III	No	No	No	No	12 hr	No

Identification		Respirators		Product Identification			WPS Requirement			
Chemical Code	CAS Number	Common Name	Existing	WPS	Organo-phosphate	N-methyl-carbamate	Fumigant	Notification	REI	Arld
			--12--	--13--	--16--	--17--	--18--	--19--	--20--	--21--
080805	7287-19-6	prometryn	D/M	IV	No	No	No	No	12 hr	No
101701	23950-58-5	pronamide	D/M	IV	No	No	No	No	12 hr	No
019101	1918-16-7	propachlor	D/M	III	No	No	No	No	48 hr	No
119301	24579-73-5	propamocarb	D/M	IV	No	No	No	No	12 hr	No
028201	709-98-8	propanil	D/M	IV	No	No	No	No	24 hr	No
097601	2312-35-8	propargite	O/V	III	No	No	No	Yes	48 hr	No
122101	60207-90-1	propiconazole	D/M	III	No	No	No	No	24 hr	No
047802	114-26-1	propoxur	D/M	III	No	Yes	No	No	12 hr	No
006419		pseudomonas cepacia type Wiscons.	D/M	IV	No	No	No	No	12 hr	No
006418		pseudomonas fluorescens	D/M	IV	No	No	No	No	12 hr	No
006411	68602-93-7	pseudomonas syringae	D/M	IV	No	No	No	No	12 hr	No
069601	1698-60-8	pyrazon	D/M	III	No	No	No	No	12 hr	No
069001	121-21-1	pyrethrin	D/M	IV	No	No	No	No	12 hr	No
128834	35512-33-5	pyridate	D/M	III	No	No	No	No	12 hr	No
128711	76578-14-8	quizalofop-ethyl	D/M	III	No	No	No	No	12 hr	No
097801	10453-86-8	resmethrin	D/M	III	No	No	No	No	12 hr	No
071003	83-79-4	rotenone	D/M	I	No	No	No	No	12 hr	No
071501	15662-33-6	ryania speciosa	D/M	III	No	No	No	No	12 hr	No
071502	15662-33-6	ryanodine	D/M	III	No	No	No	No	12 hr	No
002201	8051-02-3	sabadilla alkaloids	D/M	I	No	No	No	Yes	48 hr	No
128970		sesame plant, ground	D/M	IV	No	No	No	No	12 hr	No
121001	74051-80-2	sethoxydim	D/M	III	No	No	No	No	12 hr	No
035509	1982-49-6	siduron	D/M	IV	No	No	No	No	12 hr	No
080807	122-34-9	simazine	D/M	III	No	No	No	No	12 hr	No
114402	62476-59-9	sodium acifluorfen	D/M	IV	No	No	No	No	48 hr	No
103901	50723-80-3	sodium bentazon	D/M	III	No	No	No	No	48 hr	No
012502	124-65-2	sodium cacodylate	D/M	III	No	No	No	No	12 hr	No
073301	7775-09-9	sodium chlorate	D/M	III	No	No	No	No	12 hr	No
044008	126-96-5	sodium diacetate	D/M	IV	No	No	No	No	12 hr	No
075306	16893-85-9	sodium fluosilicate	D/M	II	No	No	No	No	24 hr	No
011104	7775-19-1	sodium metaborate	D/M	III	No	No	No	No	12 hr	No
031605	8001-22-7	soybean oil	D/M	IV	No	No	No	No	12 hr	No
006306	57-92-1	streptomycin	D/M	IV	No	No	No	No	12 hr	No
006310	298-39-5	streptomycin sulfate	D/M	IV	No	No	No	No	12 hr	No
128992	4151-50-2	sulfuramid	D/M	III	No	No	No	No	12 hr	No
122001	74222-97-2	sulfometuron-methyl	D/M	IV	No	No	No	No	12 hr	No
128501	81591-81-3	sulfosate	D/M	II	No	No	No	No	12 hr	No
079501	3689-24-5	sulfotepp	O/V	I	Yes	No	No	Yes	48 hr	Yes
077501	7704-34-9	sulfur	D/M	III	No	No	(2)	No	24 hr	No
077501	7664-93-9	sulfuric acid	D/M	I	No	No	No	Yes	48 hr	Yes

Date: 04/05/93

## MPS Active Ingredient List

Chemical Code	CAS Number	Identification Common Name	Respirators		Product Identification			MPS Requirement		
			Existing	MPS	Organo-phosphate	N-methyl-carbamate	Fumigant	--19-- Motifi- cation	--20-- REI	--21-- Arid REI
128961	21351-39-3	sulfuric acid, monourea adduct	D/M	IV	No	No	No	No	24 hr	No
111501	35400-43-2	sulprofos	D/M	I	No	No	No	Yes	48 hr	Yes
035603	21564-17-0	TCMTB	D/M	IV	No	No	No	No	24 hr	No
128912	79538-32-2	tefluthrin	D/M	IV	No	No	No	Yes	48 hr	No
012701	5902-51-2	terbacil	D/M	III	No	No	No	No	12 hr	No
105001	13071-79-9	terbufos	O/V	I	Yes	No	No	Yes	48 hr	Yes
105501	34014-18-1	terbuthiuron	D/M	III	No	No	No	No	12 hr	No
128980	20711-10-8	(Z)-11-tetradecenyl acetate	D/M	III	No	No	No	No	12 hr	No
129019	33189-72-9	(E)-11-tetradecenyl acetate	D/M	III	No	No	No	No	12 hr	No
069003	7696-12-0	tetramethrin	D/M	III	No	No	No	No	12 hr	No
060101	148-79-8	thiabendazole	D/M	III	No	No	No	No	12 hr	No
060102	28558-32-9	thiabendazole hypophosphite	D/M	III	No	No	No	No	24 hr	No
128845	79277-27-3	thiameturon-methyl	D/M	III	No	No	No	No	12 hr	No
120301	51707-55-2	thiadiazuron	D/M	III	No	No	No	No	12 hr	No
108401	28249-77-6	thiobencarb	D/M	III	No	No	No	No	12 hr	No
114501	59669-26-0	thiodicarb	D/M	II	No	Yes	No	No	12 hr	No
103401	23564-06-9	thiophanate-ethyl	D/M	III	No	No	No	No	12 hr	No
102001	23564-05-8	thiophanate-methyl	D/M	III	No	No	No	No	12 hr	No
079801	137-26-8	thiram	D/M	III	No	No	No	No	24 hr	No
083601	76-87-9	TPTH	D/M	I	No	No	No	Yes	48 hr	No
121501	66841-25-6	tralomethrin	D/M	III	No	No	No	No	24 hr	No
116201	593-50-0	1-triacontanol	D/M	IV	No	No	No	No	12 hr	No
109901	43121-43-3	tridemefon	D/M	III	No	No	No	No	12 hr	No
127201	55219-65-3	triadimenol	D/M	III	No	No	No	No	12 hr	No
078802	2303-17-5	triallate	D/M	IV	No	No	No	No	12 hr	No
128969	082097-50-5	triasulfuron	D/M	IV	No	No	No	No	12 hr	No
128887	101200-48-0	tribenuron methyl	D/M	III	No	No	No	No	12 hr	No
074801	78-48-8	tribuphos	D/M	II	Yes	No	No	No	24 hr	No
128903	67892-31-3	trichoderma harzianum (ATCC20476)	D/M	IV	No	No	No	No	12 hr	No
119202		trich. harz. var. Rifai (KRL-AG2)	D/M	IV	No	No	No	No	12 hr	No
128902	56634-95-8	trichoderma polysporum (ATCC20475)	D/M	IV	No	No	No	No	12 hr	No
116001	55335-06-3	triclopyr	D/M	III	No	No	No	No	24 hr	No
116004	64700-56-7	triclopyr, butoxyethyl	D/M	III	No	No	No	No	12 hr	No
116003		triclopyr, butoxypropyl ester	D/M	III	No	No	No	No	12 hr	No
116002	57213-69-1	triclopyr, triethylamine	D/M	III	No	No	No	No	48 hr	No
057901	52-68-6	tricoloron	D/M	II	Yes	No	No	No	24 hr	No
121901	65954-19-0	(Z)-4-tridecen-1-yl acetate	O/V	II	No	No	No	No	12 hr	No
121902	72269-48-8	(E)-4-tridecen-1-yl acetate	O/V	II	No	No	No	No	12 hr	No
123901	58138-08-2	tridiphane	O/V	II	No	No	No	No	24 hr	No
128879	68694-11-1	triflumazole	D/M	III	No	No	No	No	24 hr	No



Date: 04/05/93

WPS Active Ingredient List

Identification		Respirators		Product Identification				WPS Requirement		
Chemical Code	CAS Number	Common Name	Existing	WPS	--16-- Organo-phosphate	--17-- N-methyl-carbamate	--18-- Fumigant	--19-- Motifi-cation	--20-- REI	--21-- Arid REI
036101	1582-09-8	trifluralin	D/M	IV	No	No	No	No	12 hr	No
107901	26644-46-2	triforine	D/M	III	No	No	No	No	12 hr	No
102400	12407-86-2	trimethacarb	D/M	II	No	Yes	No	No	12 hr	No
102402	2655-15-4	trimethacarb, 2,3,5- component	D/M	II	No	Yes	No	No	12 hr	No
102401	2686-99-9	trimethacarb, 3,4,5- component	D/M	II	No	Yes	No	No	12 hr	No
107302		tussock moth NPV	D/M	IV	No	No	No	No	12 hr	No
128976	83657-17-4	uniclazole	D/M	III	No	No	No	No	12 hr	No
041404	1929-77-7	vernalate	D/M	IV	No	No	No	No	12 hr	No
113201	50471-44-8	vinclozolin	D/M	IV	No	No	No	No	12 hr	No
086802	1330-20-7	xylene	O/V	III	No	No	No	No	12 hr	No
086803	68920-06-9	xylene range solvents	O/V	III	No	No	No	No	12 hr	No
084804	105-67-9	2,4-xyleneol	O/V	III	No	No	No	No	24 hr	No
034805	137-30-4	ziram	D/M	II	No	No	No	No	48 hr	No
034806	16509-79-8	ziram, cyclohexylamine complex	D/M	II	No	No	No	No	48 hr	No

## ADDENDUM TO MAIN LABELING GUIDANCE

### **SUPPLEMENTAL GUIDANCE FOR RESTRICTED-ENTRY INTERVALS**

This section will help you determine the correct restricted-entry statement for your revised product labeling. Follow the directions below that apply to your product:

Aldicarb	Page 16
Captan	Page 17
Carbofuran	Page 19
Cyromazine	Page 21
Dimethoate	Page 23
Ethoprop	Page 24
Propargite	Page 25
Direct injection products	Page 27

## ADDENDUM TO MAIN LABELING GUIDANCE

### ALDICARB

EPA has adjusted the current reentry interval for **aldicarb**. The current reentry interval prohibits entry into the treated area without protective footwear and specifies that persons coming in direct contact with wet treated soil after the initial irrigation or rainfall following treatment must wear coveralls, rubber or neoprene boots, and gloves.

- 
- **Follow the instructions below for the exact wording and placement of the revised restricted-entry statement.**

- **If your current product labeling does not have the indicated reentry interval and you do NOT wish to adopt the REI language listed for your product below, call 1-800-777-2185.**
- 

- Go to item 4 of section F on the Worksheet

- Enter "48" in the blank in item 4 of section F, so it states:

**"Do not enter or allow worker entry into treated areas during the restricted-entry interval (REI) of 48 hours."**

- Enter the following sentence in the blank area below section G.

**"Once the REI has expired, do not allow persons to come into direct contact with treated soil wet as the result of the initial irrigation or rainfall after treatment unless they are wearing the PPE specified below for early-entry."**

- Draw an arrow to indicate that the sentence belongs immediately after the restricted-entry statement in item 4 of section F.

- Return to page 35 of Supplement Three to continue.

## ADDENDUM TO MAIN LABELING GUIDANCE

### CAPTAN

EPA records indicate that **captan** has a current reentry interval of 4 days. The restricted-entry interval that would be established by the WPS in the absence of a longer current REI is 48 hours.

The current reentry interval allows routine early entry to perform hand labor tasks while wearing certain personal protective equipment (PPE). You must convert it to a **restricted-entry interval** under the revised Worker Protection Standard, which will prohibit routine early entry to perform hand labor tasks even if wearing PPE. EPA realizes that this change could disrupt the production of certain agricultural crops (particularly those requiring frequent hand labor activities). Therefore, **EPA will permit you to adopt** the following interim restrictions on entry to the treated area:

- (1) After application, routine hand labor will be **prohibited** in the treated area for 48 hours (the REI that would have been established by the WPS).
- (2) After application is complete and the 48-hour WPS REI has expired, routine hand labor will be **permitted** during the remainder of the 4-day REI, if workers receive early-entry PPE and all other early-entry protections required by the WPS.

- 
- **If you choose to adopt this modified restriction, follow the instructions below for the exact wording and placement of the restricted-entry statements necessary for your product.**
  - **If you choose instead to convert your current reentry interval directly into a restricted-entry interval of the same length, return to page 35 of Supplement Three and follow the directions listed for all other products.**
  - **If your current product labeling does not have a 4-day reentry interval and you do NOT wish to adopt the REI language listed for your product below, call 1-800-777-2185.**
-

## ADDENDUM TO MAIN LABELING GUIDANCE

- Go to section F on the Worksheet.
- Enter "4" in the blank in item 4 of section F. Cross out "hours" and write in "days", so it states:

**"Do not enter or allow worker entry into treated areas during the restricted-entry interval (REI) of 4 days."**

- Enter the following sentence in the blank area below section G.

**"Exception: For the last 48 hours of the REI, workers may enter the treated area to perform hand labor or other tasks involving contact with anything that has been treated, such as plants, soil, or water, without time limit, if they wear the early-entry personal protective equipment listed below."**

- Draw an arrow to indicate that the sentence belongs immediately after the restricted-entry statement in item 4 of section F.
- Return to page 35 of Supplement Three to continue.

## ADDENDUM TO MAIN LABELING GUIDANCE

### CARBOFURAN

EPA records indicate that **carbofuran** has a current reentry interval of 14 days for foliar applications on corn and sorghum and 1 day for all other agricultural crops. The restricted-entry interval that would be established by the WPS in the absence of a longer current REI is 48 hours.

Current reentry intervals allow routine early entry to perform hand labor tasks while wearing certain personal protective equipment (PPE). You must convert them to **restricted-entry intervals** under the revised Worker Protection Standard, which will prohibit routine early entry to perform hand labor tasks even if wearing PPE. EPA realizes that this change could disrupt the production of certain agricultural crops (particularly those requiring frequent hand labor activities). Therefore, **EPA will permit you to adopt** the following interim restrictions on entry to the treated area:

- (1) After application, routine hand labor will be **prohibited** in the treated area for 48 hours (the REI that would have been established by the WPS).
- (2) After application is complete and the 48-hour WPS REI has expired, routine hand labor will be **permitted** during the remainder of the 14-day REI, if workers receive early-entry PPE and all other early-entry protections required by the WPS.

- 
- **If you choose to adopt these modified restrictions, follow the instructions below for the exact wording and placement of the restricted-entry statements necessary for your product.**
  - **If you choose instead to convert your current reentry interval directly into a restricted-entry interval of the same length, return to page 35 of Supplement Three and follow the directions listed for all other products.**
  - **If your current product labeling does not have a 14-day reentry interval for foliar applications on corn and sorghum and you do NOT wish to adopt the REI language listed for your product below, call 1-800-777-2185.**
-

## ADDENDUM TO MAIN LABELING GUIDANCE

- Go to section F on the Worksheet.
- Enter "48" in the blank in item 4 of section F and write "(except for foliar applications to corn or sorghum)", so it states:

**"Do not enter or allow worker entry into treated areas during the restricted-entry interval (REI) of 48 hours (except for foliar applications to corn or sorghum)."**

- Enter the following sentence in the blank area below section G.

**"After foliar applications on corn and sorghum, do not enter or allow worker entry into treated areas during the restricted-entry interval (REI) of 14 days. Exception: For the last 12 days of the REI, workers may enter the treated area to perform hand labor or other tasks involving contact with anything that has been treated, such as plants, soil, or water, without time limit, if they wear the early-entry personal protective equipment listed below."**

- Draw an arrow indicating that the sentence belongs immediately after the restricted-entry statement in item 4 of section F.
- Return to page 35 of Supplement Three to continue.

## ADDENDUM TO MAIN LABELING GUIDANCE

### CYROMAZINE

EPA records indicate that **cyromazine** has a current reentry interval of 7 days for all agricultural crops. The restricted-entry interval that would be established by the WPS in the absence of a longer current REI is 12 hours.

The current reentry interval allows routine early entry to perform hand labor tasks while wearing certain personal protective equipment (PPE). You must convert it to a restricted-entry interval under the revised Worker Protection Standard, which will prohibit routine early entry to perform hand labor tasks even if wearing PPE. EPA realizes that this change could disrupt the production of certain agricultural crops (particularly those requiring frequent hand labor activities). Therefore, **EPA will permit you to adopt** the following interim restriction on entry to the treated area:

- (1) After application, routine hand labor will be **prohibited** in the treated area for 12 hours (the REI that would have been established by the WPS).
- (2) After application is complete and the 12-hour WPS REI has expired, routine hand labor will be **permitted** during the remainder of the 7-day REI, if workers receive early-entry PPE and all other early-entry protections required by the WPS.

- 
- **If you choose to adopt this modified restriction, follow the instructions below for the exact wording and placement of the restricted-entry statements necessary for your product.**
  - **If you choose instead to convert your current reentry interval directly into a restricted-entry interval of the same length, return to page 35 of Supplement Three and follow the directions listed for all other products.**
  - **If your current product labeling does not have a 7-day reentry interval and you do NOT wish to adopt the REI language listed for your product below, call 1-800-777-2185.**
-



## ADDENDUM TO MAIN LABELING GUIDANCE

- Go to section F on the Worksheet.
- Enter "7" in the blank in item 4 of section F. Cross out "hours" and write in "days", so it states:

**"Do not enter or allow worker entry into treated areas during the restricted-entry interval (REI) of 7 days."**

- Enter the following sentence in the blank area below section G.

**"Exception: For the last 6 1/2 days of the REI, workers may enter the treated area to perform hand labor or other tasks involving contact with anything that has been treated, such as plants, soil, or water, without time limit, if they wear the early-entry personal protective equipment listed below."**

- Draw an arrow indicating that the sentence belongs immediately after the restricted-entry statement in item 4 of section F.
- Return to page 35 of Supplement Three to continue.

## ADDENDUM TO MAIN LABELING GUIDANCE

### DIMETHOATE

EPA has chosen to adjust the current reentry interval for **dimethoate**. The current reentry interval is 4 days on citrus and grapes and "sprays have dried" for all other uses. EPA will allow you to reduce the current REI on citrus and grapes to 48 hours, which is the REI that will be established by the WPS for all other uses of dimethoate.

- 
- **If you choose to adopt these modified restrictions, follow the instructions below for the exact wording and placement of the restricted-entry statement.**
  - **If you choose instead to convert your current reentry intervals directly into restricted-entry intervals of the same lengths, return to page 35 of Supplement Three and follow the directions listed for all other products.**
- 

- Go to section F on the Worksheet.
- Enter "48" in the blank in item 4 of section F, so it states:  

**"Do not enter or allow worker entry into treated areas during the restricted-entry interval (REI) of 48 hours."**
- Return to page 35 of Supplement Three to continue.

## ADDENDUM TO MAIN LABELING GUIDANCE

### ETHOPROP

EPA has chosen to adjust the current reentry interval for **ethoprop**. The current reentry interval is "unprotected persons may enter treated field or area after chemical has been mixed into the soil." In addition, under the directions for use for commercial turf, the label states: "Do not cut sod or handle treated turf for 21 days after treatment."

EPA will allow you to adopt the 48-hour REI that would be established by the WPS in the absence of a longer current REI for all crops and uses on your product label. The language prohibiting cutting sod or handling treated turf for 21 days must be retained as a use direction.

- 
- If you choose to adopt the modified restriction, follow the instructions below for the exact wording and placement of the restricted-entry statement.
  - If you choose instead to convert the 21-day prohibition on cutting sod or handling treated turf directly into a 21-day restricted-entry interval, call 1-800-777-2185.
- 

- Go to section F on the Worksheet.
- Enter "48" in the blank in item 4 of section F, so it states:

**"Do not enter or allow worker entry into treated areas during the restricted-entry interval (REI) of 48 hours."**

- Place the prohibition on cutting sod or handling treated turf for 21 days in the portion of the Directions for Use section of your labeling that is associated with instructions for applications to sod and turf.
- Return to page 35 of Supplement Three to continue.

## ADDENDUM TO MAIN LABELING GUIDANCE

### PROPARGITE

EPA records indicate that propargite has a current reentry interval that varies by crop and formulation type from 3 days to 42 days. The restricted-entry interval that would be established by the WPS in the absence of a longer current REI is 48 hours.

These current reentry intervals allow routine early entry to perform hand labor tasks while wearing certain personal protective equipment (PPE) during some of the reentry intervals. You must convert them to **restricted-entry intervals** under the revised Worker Protection Standard, which will prohibit routine early entry to perform hand labor tasks even if wearing PPE. EPA realizes that this change could disrupt the production of certain agricultural crops (particularly those requiring frequent hand labor activities). Therefore, **EPA will permit you to adopt the following interim restrictions on entry to the treated area:**

- (1) After application, routine hand labor will be **prohibited** in the treated area for 48 hours (the REI that would have been established by the WPS).
- (2) After application is complete and the 48-hour WPS REI has expired, routine hand labor will be **permitted** during the remainder of the 3-day to 42-day REI, if workers receive early-entry PPE and all other early-entry protections required by the WPS.

- 
- **If you choose to adopt these modified restrictions, follow the instructions below for the exact wording and placement of the restricted-entry statements necessary for your product.**
  - **If you choose instead to convert your current reentry intervals directly into restricted-entry intervals of the same lengths, return to page 35 of Supplement Three and follow the directions listed for all other products.**
-

## ADDENDUM TO MAIN LABELING GUIDANCE

- Go to section F on the Worksheet.
- Remove "of \_\_\_\_\_ hours" in item 4 of section F and write "listed in the chart below", so it states:

**"Do not enter or allow worker entry into treated areas during the restricted-entry interval (REI) listed in the chart below."**

- Enter the following sentence in the blank area below section G.

**"Exception: After the first 48 hours of the REI, workers may enter the treated area to perform hand labor or other tasks involving contact with anything that has been treated, such as plants, soil, or water, without time limit, if they wear the early-entry personal protective equipment listed below."**

- Enter the following chart in the blank area below section G.

Crop	Restricted-Entry Interval
------	---------------------------

---

- Fill in the chart using the "TIME FOR REENTRY" chart in your current labeling. List each crop from the first column ("Crop") and the corresponding number of days from the final column ("All Other Activities") from the chart on your current product labeling.
- Draw an arrow indicating that the sentence and chart belong immediately after the restricted-entry statement in item 4 of section F.
- Return to page 35 of Supplement Three to continue.

## ADDENDUM TO MAIN LABELING GUIDANCE

### PRODUCTS APPLIED BY DIRECT INJECTION

If your labeling includes directions for application by direct injection into the agricultural plant, answer the following questions to determine the correct restricted-entry statements.

- Is your product applied **ONLY** through direct injection into agricultural plants?

- YES: (1) Go to section F on the Worksheet.
- (2) **Cross out** items 4-6 in section F, starting with the statement: **"Do not enter or allow worker entry into treated areas during the restricted-entry interval (REI) of \_\_\_ hours."**
- (3) **Cross out** the phrase **"notification to workers, and restricted-entry intervals"** from the last sentence in item 2 in section F.
- (4) **Return** to page 35 of Supplement Three to continue.
- NO: (1) **Enter** the following statement in the "Directions for Use" section of your product labeling under the instructions for the direct injection method of application:

**"No Worker Protection Standard worker entry restrictions or worker notification requirements apply when this product is directly injected into agricultural plants."**

- (2) **Return** to page 35 of Supplement Three. Disregard the direct injection uses as you determine the appropriate restricted-entry interval, early-entry PPE, and notification to workers statements for your labeling.

## SAMPLE LABELING

This section contains examples of both current product labeling (indicating statements that will be removed) and draft revised product labeling (showing the added statements in shaded text). The hypothetical label used in this example is for a Toxicity Category I restricted-use product. It is intended to serve as a general illustration of the types of changes you may need to make. Follow the directions in "Supplement Three -- Main Labeling Guidance" to construct a label that reflects the unique characteristics of your product.

# RESTRICTED USE PESTICIDE

Due to very high toxicity to humans and birds.

For retail sale to and use only by certified applicators or persons under their direct supervision and only for those uses covered by the certified applicator's certification.

## VIP DEPESTO I/M

### Galactothion

#### ACTIVE INGREDIENTS:

galactothion (0,0-diethyl methyl phosphorothioate) . . . . .	20.9%
related isomers . . . . .	1.1%
INERT INGREDIENTS . . . . .	78.0%
TOTAL . . . . .	100.0%

Contains xylene aromatic solvents.

## KEEP OUT OF REACH OF CHILDREN

DANGER  
PELIGRO



POISON

~~PRECAUCION AL USUARIO: Si usted no lee ingles, no use este producto hasta que la etiqueta le haya sido explicada ampliamente~~

#### STATEMENT OF PRACTICAL TREATMENT

Call a doctor (physician), clinic, or hospital immediately. Explain that the victim has been exposed to galactothion and describe his/her condition. After first aid is given take victim to clinic or hospital. **If breathing has stopped, start artificial respiration immediately and maintain until doctor sees victim. If swallowed-- Drink 1 or 2 glasses of water and induce vomiting by touching back of throat with finger. Do not induce vomiting or give anything by mouth to an unconscious person. Get medical attention. In case of contact, immediately flush the skin with plenty of water while removing contaminated clothing and shoes. See doctor immediately.**

#### NOTE TO PHYSICIAN

Antidote - administer atropine di-sulfate in large doses. **TWO to FOUR mg.** intravenously or intramuscularly as soon as cyanosis is overcome. Repeat at 5 to 10 minute intervals until signs of atropinization appear. **2-PAM chloride** is also antidotal and may be administered in conjunction with atropine. **DO NOT GIVE MORPHINE OR TRANQUILIZERS.** Galactothion is a strong cholinesterase inhibitor affecting the central and peripheral nervous system and producing cardiac and respiratory depression. At first sign of pulmonary edema, the patient should be given supplemental oxygen and treated symptomatically. Continued absorption of the poison may occur and fatal relapses have been reported after initial improvement. **VERY CLOSE SUPERVISION OF THE PATIENT IS INDICATED FOR AT LEAST 48 HOURS.**

EPA Registration No. 12345-10  
EPA Establishment No. 56787-CO-3

VIP Chemical Company  
2527 South VIP Drive  
Biardspond, MI 22315

Net Contents:  
55 Gallons



## EXAMPLE OF A CURRENT LABEL

### PRECAUTIONARY STATEMENTS

#### HAZARDS TO HUMANS (& DOMESTIC ANIMALS)

##### DANGER:

Fatal if absorbed through the skin, fatal if swallowed, and poisonous if inhaled. Do not breathe vapors or spray mist. Do not get on skin or clothing. ~~Wear protective clothing, rubber gloves, goggles, and a respirator jointly approved by the Mine Safety and Health Administration (MSHA) and the National Institute for Occupational Safety and Health (NIOSH).~~

~~SAFETY PRECAUTIONS—If pesticide comes in contact with skin, wash off with soap and water immediately. Wash thoroughly with soap and water after handling and before smoking, eating, or drinking. Remove contaminated clothing and wash before reuse or if not washable discard. Keep away from other laundry.~~

#### ENVIRONMENTAL HAZARDS

This pesticide is highly toxic to aquatic invertebrates and wildlife. Birds in treated areas may be killed. Shrimp and other aquatic organisms may be killed at recommended application rates. Do not contaminate water by cleaning of equipment or disposal of wastes.

#### PHYSICAL AND CHEMICAL HAZARDS

Do not use or store near heat or open flame. Not for use or storage in or around the home.

### DIRECTIONS FOR USE

It is a violation of Federal law to use this product in a manner inconsistent with its labeling.

#### REENTRY

~~Re-entry into treated fields is prohibited for 48 hours after application, unless all protective clothing and equipment required for applicators as described elsewhere on the label are worn. Because certain states may require more restrictive reentry intervals for various crops treated with this product, consult your State Department of Agriculture for further information. Do not apply this product in such a manner as to directly or through drift expose workers or other persons. The area being treated must be vacated by unprotected persons. Written or oral warnings must be given to workers who are expected to be in a treated area or in an area about to be treated with this product. Oral warnings must be given if there is a reason to believe that written warnings cannot be understood by workers. When oral warnings are given, warnings shall be given in a language customarily understood by workers. Written or oral warnings must include the following information:~~

##### DANGER

~~(Insert area or field description) treated with Galactothion on (insert date of application). Reentry into treated fields is prohibited for 48 hours after application, unless all protective clothing and equipment required for applicators are worn. Be sure to read the precautionary statements before using!~~

#### STORAGE AND DISPOSAL

**PROHIBITIONS:** Do not contaminate water, food, or feed by storage or disposal. Do not store under conditions which might adversely affect the container or its ability to function properly.

**STORAGE:** Do not store below temperature of 0 F.

**CONTAINER DISPOSAL:** Triple rinse (or equivalent). Then offer for recycling or reconditioning, or puncture and dispose of in a sanitary landfill, or by other procedures approved by state and local authorities.

# RESTRICTED USE PESTICIDE

Due to very high toxicity to humans and birds.

For retail sale to and use only by certified applicators or persons under their direct supervision and only for those uses covered by the certified applicator's certification.

## VIP DEPESTO I/M

### Galactothion organophosphate

**ACTIVE INGREDIENTS:**

galactothion (0,0-diethyl methyl phosphorothioate) . . . . .	20.9%
related isomers . . . . .	1.1%
INERT INGREDIENTS: . . . . .	78.0%
TOTAL . . . . .	100.0%

Contains xylene aromatic solvents.

## KEEP OUT OF REACH OF CHILDREN

**DANGER**  
**PELIGRO**



**POISON**

Si usted no entiende la etiqueta, busque a alguien para que se la explique a usted en detalle. (If you do not understand this label, find someone to explain it to you in detail.)

### STATEMENT OF PRACTICAL TREATMENT

Call a doctor (physician), clinic, or hospital immediately. Explain that the victim has been exposed to galactothion and describe his/her condition. After first aid is given take victim to clinic or hospital. **If breathing has stopped**, start artificial respiration immediately and maintain until doctor sees victim. **If swallowed--** Drink 1 or 2 glasses of water and induce vomiting by touching back of throat with finger. Do not induce vomiting or give anything by mouth to an unconscious person. Get medical attention. **In case of contact**, immediately flush the skin with plenty of water while removing contaminated clothing and shoes. See doctor immediately. **Galactothion is an organophosphate pesticide that inhibits cholinesterase.**

### NOTE TO PHYSICIAN

Antidote - administer atropine di-sulfate in large doses. **TWO to FOUR** mg. intravenously or intramuscularly as soon as cyanosis is overcome. Repeat at 5 to 10 minute intervals until signs of atropinization appear. **2-PAM** chloride is also antidotal and may be administered in conjunction with atropine. **DO NOT GIVE MORPHINE OR TRANQUILIZERS.** Galactothion is a strong cholinesterase inhibitor affecting the central and peripheral nervous system and producing cardiac and respiratory depression. At first sign of pulmonary edema, the patient should be given supplemental oxygen and treated symptomatically. Continued absorption of the poison may occur and fatal relapses have been reported after initial improvement. **VERY CLOSE SUPERVISION OF THE PATIENT IS INDICATED FOR AT LEAST 48 HOURS.**

EPA Registration No. 12345-10  
EPA Establishment No. 56787-CO-3

VIP Chemical Company  
2527 South VIP Drive  
Biardspond, MI 22315

Net Contents:  
55 Gallons

## PRECAUTIONARY STATEMENTS

### HAZARDS TO HUMANS (& DOMESTIC ANIMALS)

#### DANGER:

Fatal if absorbed through the skin, fatal if swallowed, and poisonous if inhaled. Do not breathe vapors or spray mist. Do not get on skin or clothing.

#### Personal Protective Equipment

Some materials that are chemical-resistant to this product are listed below. If you want more options, follow the instructions for category G on an EPA chemical resistance category selection chart.

#### Applicators and other handlers must wear:

Coveralls over long-sleeved shirt & long pants

Chemical-resistant gloves such as barrier laminate or viton

Chemical-resistant footwear plus socks

Protective eyewear

Chemical-resistant headgear for overhead exposures

Chemical-resistant apron when cleaning equipment, mixing, or loading.

Respirator with either an organic vapor-removing cartridge with a prefilter approved for pesticides (MSHA/NIOSH approval prefix TC-23C) or a canister approved for pesticides (MSHA/NIOSH approval number TC-14G)

Discard clothing and other absorbent materials that have been drenched or heavily contaminated with this product's concentrate. Do not reuse them. Follow manufacturer's instructions for cleaning and maintaining PPE. If no such instructions for washables, use detergent and hot water. Keep and wash PPE separately from other laundry.

When handlers use closed systems, enclosed cabs, or aircraft in a manner that meets the requirements listed in the Worker Protection Standard (WPS) for agricultural pesticides [40 CFR 170.240(d)(4-6)], the handler PPE requirements may be reduced or modified as specified in the WPS.

#### User Safety Recommendations

Users should:

- Wash hands before eating, drinking, chewing gum, using tobacco, or using the toilet.
- Remove clothing immediately if pesticide gets inside. Then wash thoroughly and put on clean clothing.
- Remove PPE immediately after handling this product. Wash the outside of gloves before removing. As soon as possible, wash thoroughly and change into clean clothing.

## ENVIRONMENTAL HAZARDS

This pesticide is highly toxic to aquatic invertebrates and wildlife. Birds in treated areas may be killed. Shrimp and other aquatic organisms may be killed at recommended application rates.

Do not contaminate water by cleaning of equipment or disposal of wastes.

## PHYSICAL AND CHEMICAL HAZARDS

Do not use or store near heat or open flame. Not for use or storage in or around the home.

## DIRECTIONS FOR USE

It is a violation of Federal law to use this product in a manner inconsistent with its labeling. Do not apply this product in a way that will contact workers or other persons, either directly or through drift. Only protected handlers may be in the area during application.

For any requirements specific to your State or Tribe, consult the agency responsible for pesticide regulation.

### AGRICULTURAL USE REQUIREMENTS

Use this product only in accordance with its labeling and with the Worker Protection Standard, 40 CFR 170. This Standard contains requirements for the protection of agricultural workers on farms, forests, nurseries, and greenhouses, and handlers of agricultural pesticides. It contains requirements for training, decontamination, notification, and emergency assistance. It also contains specific instructions and exceptions pertaining to the statements on this label about personal protective equipment (PPE), notification to workers, and restricted-entry intervals. The requirements in this box only apply to uses of this product that are covered by the Worker Protection Standard.

Do not enter or allow worker entry into treated areas during the restricted entry interval (REI) of 48 hours. The REI is 72 hours in outdoor areas where average annual rainfall is less than 25 inches a year.

PPE required for early entry to treated areas that is permitted under the Worker Protection Standard and that involves contact with anything that has been treated, such as plants, soil, or water, is:

- coveralls over long-sleeved shirt & long pants
- chemical-resistant gloves such as barrier laminate or viton
- chemical-resistant footwear plus socks
- protective eyewear
- chemical-resistant headgear

Notify workers of the application by warning them orally and by posting warning signs at entrances to treated areas.

## STORAGE AND DISPOSAL

**PROHIBITIONS:** Do not contaminate water, food, or feed by storage or disposal. Do not store under conditions which might adversely affect the container or its ability to function properly.

**STORAGE:** Do not store below temperature of 0 F.

**CONTAINER DISPOSAL:** Triple rinse (or equivalent). Then offer for recycling or reconditioning, or puncture and dispose of in a sanitary landfill, or by other procedures approved by state and local authorities.

## PRODUCT WORKSHEET

This section contains the four-part **PRODUCT WORKSHEET** that you will use to complete the instructions in Supplement Three (Main Labeling Guidance). In order to use the Worksheet correctly, do the following:

- Remove the four pages of the Worksheet from this Supplement.
- Make a copy of the blank Worksheet pages for each product that will require labeling changes.
- Tape the two pages of Part One together, so that the arrow-lines match in the center.
- Tape the two pages of Part Two together, so that the arrow-lines match in the center.
- Return to page 1 of Supplement Three (Main Labeling Guidance).

<b>1</b> End-Use Product Name and EPA Reg. Number	<b>2</b> Signal Word of End-Use Product	<b>3</b> Acute Oral	<b>4</b> Acute Dermal	<b>5</b> Skin Irritation Potential	<b>6</b> Eye Irritation Potential

A.

<p><b>PRECAUTIONARY STATEMENTS</b> HAZARDS TO HUMANS &amp; DOMESTIC ANIMALS</p> <p>Precautionary Statements:</p> <p>Personal Protective Equipment:</p> <p>Applicators and other handlers must wear:</p> <p>A. Dust/eye protection B. Footwear protection C. Goggles/eye protection, if required D. Extended use gloves, if required E. Respirator statements, if required F. Hearing protection, if required G. Apron statements, if required</p> <p>Mixers and Loaders must wear:</p> <p>Extended use gloves Respirator statements</p> <p>Environmental Hazards:</p> <p>Physical or Chemical Hazards:</p> <p>Storage and Disposal:</p> <p>Storage:</p> <p>Storage:</p>	<p><b>RESTRICTED USE STATEMENT</b> (if applicable)</p> <p><b>BRAND NAME</b> Organophosphate N-Methyl Carbamate</p> <p>ACTIVE INGREDIENTS _____ % INERT INGREDIENTS _____ %</p> <p>TOTAL THIS PRODUCT CONTAINS _____ LBS OF _____ 100% PER GALLON</p> <p><b>KEEP OUT OF REACH OF CHILDREN</b></p> <p><b>DANGER WARNING PELIGRO</b> <b>CAUTION AVISO</b></p> <p>Si usted no entiende la etiqueta, busque a alguien para que se le explique a usted en detalle. (If you do not understand the label, find someone to explain it to you in detail.)</p> <p><b>STATEMENT OF PRACTICAL TREATMENT</b> Organophosphate N-Methyl Carbamate</p> <p>IF SWALLOWED _____ IF INHALED _____ IF ON SKIN _____ IF IN EYES _____</p> <p>SEE REVERSE PANEL FOR ADDITIONAL PRECAUTIONARY STATEMENTS</p> <p>MFG. BY _____ TOWN, STATE _____ ESTABLISHMENT NO. _____ EPA REGISTRATION NO. _____ NET CONTENTS _____</p>	<p><b>DIRECTIONS FOR USE</b> It is a violation of Federal law to use this product in a manner inconsistent with its labeling.</p> <p><b>AGRICULTURAL USE REQUIREMENTS</b> Use the product only in accordance with its labeling and with the Worker Protection Standard, 40 CFR part 170. The Standard contains requirements for the protection of agricultural workers on farms, forests, nurseries, and greenhouses, and handlers of agricultural pesticides. It contains requirements for training, decontamination, notification, and emergency assistance. It also contains specific methylene and acetylene statements pertaining to the statements on the label about insecticide resistance.</p> <p>Do not apply this product in a way that will contact workers or other persons, either directly or through drift. Only protected handlers may be in the area during application. For any requirements specific to your State, consult the agency in your State responsible for pesticide regulation.</p> <p>Do not enter or allow any worker entry into treated areas during the restricted entry interval (REI) of _____ hours or _____ days. (Insert statement about longer REI in and snow.)</p> <p>For entry into treated areas that is permitted under the Worker Protection Standard and that involves contact with anything that has been treated, such as plants, soil, or water wear:</p> <p>Body protection statement Glove statement Footwear statement Eye wear statement Head gear statement Label notification statement Alternative REI statement Anti-pesticide statement</p>
---	--	---

**PRECAUTIONARY STATEMENTS**  
**HAZARDS TO HUMANS (& DOMESTIC ANIMALS)**

Precautionary Statements: [retain existing text]

- Personal Protective Equipment:**  
Some materials that are chemical-resistant to this product are listed below. If you want more options, follow the instructions for category **X B C D E F G H** on an EPA chemical resistance category selection chart.
- Applicators and other handlers (other than mixers and loaders) must wear:**
- Mixers and Loaders must wear: X**
- Discard clothing and other absorbent materials that have been drenched or heavily contaminated with this product's concentrate. Do not reuse them. Follow manufacturer's instructions for cleaning/maintaining PPE. If no such instructions for washables, use detergent and hot water. Keep and wash PPE separately from other laundry.**
- Engineering controls statements: X**
- User Safety Recommendations:**  
Users should:
  - Wash hands before eating, drinking, chewing gum, using tobacco or using the toilet.
  - Remove clothing immediately if pesticide gets inside. Then wash thoroughly and put on clean clothing.
  - Remove PPE immediately after handling this product. Wash the outside of gloves before removing. As soon as possible, wash thoroughly and change into clean clothing.

For instructions on how to use this Worksheet, see PR Notice 93-7.

Toxicity Category (I-IV)					Respirators	
<b>7</b> Acute Inhalation	<b>8</b> Toxicity Category of Signal Word	<b>9</b> WPS Dermal	<b>10</b> WPS Eye	<b>11</b> WPS Inhalation	<b>12</b> Existing	<b>13</b> WPS

Active Ingredient <b>A</b>	<b>12A</b>	<b>13A</b>
Active Ingredient <b>B</b>	<b>12B</b>	<b>13B</b>
Active Ingredient <b>C</b>	<b>12C</b>	<b>13C</b>

[Use only for products with multiple AI's]

## B.

- Chemical-resistant protective suit
  - Coveralls over long-sleeved shirt and long pants.....I
  - Coveralls over short-sleeved shirt and short pants.....II
  - Long-sleeved shirt and long pants.....III,IV
- Chemical-resistant gloves, such as \_\_\_\_\_  
or \_\_\_\_\_ or \_\_\_\_\_ or \_\_\_\_\_
  - Waterproof gloves
- Chemical-resistant footwear plus socks.....I, II
  - Shoes plus socks .....III, IV
- Protective eyewear.....I, II
- Chemical-resistant headgear for overhead exposure.....I, II
- Chemical-resistant apron when cleaning equipment, .....I, II mixing, or loading
- A respirator with either an organic vapor-removing.....O/V cartridge with a prefilter approved for pesticides (MSHA/NIOSH approval number prefix TC-23C), or a canister approved for pesticides (MSHA/NIOSH approval number prefix TC-14G)
  - Dust/mist filtering respirator (MSHA/NIOSH.....D/M approval number prefix TC-21C)

## C.

- Chemical-resistant protective suit
  - Coveralls over long-sleeved shirt and long pants
  - Coveralls over short-sleeved shirt and short pants
  - Long-sleeved shirt and long pants
- Chemical-resistant gloves, such as \_\_\_\_\_  
or \_\_\_\_\_ or \_\_\_\_\_ or \_\_\_\_\_
  - Waterproof gloves
- Chemical-resistant footwear plus socks
  - Shoes plus socks
- Protective eyewear
- Chemical-resistant headgear
- Chemical-resistant apron when mixing or loading
- A respirator with either an organic vapor-removing ....O/V cartridge with a prefilter approved for pesticides (MSHA/NIOSH approval number prefix TC-23C), or a canister approved for pesticides (MSHA/NIOSH approval number prefix TC-14G)
  - Dust/mist filtering respirator (MSHA/NIOSH .....D/M approval number prefix TC-21C)

## D.

- When handlers use closed systems, enclosed cabs, or aircraft in a manner that meets the requirements listed in the Worker Protection Standard (WPS) for agricultural pesticides [40 CFR 170.240 (d) (4-6)], the handler PPE requirements may be reduced or modified as specified in the WPS.
- The ~~closed systems or enclosed cabs~~ must be used in a manner that meets the requirements listed in the Worker Protection Standard (WPS) for agricultural pesticides [40 CFR 170.240 (d) (4-6)]. The handler PPE requirements may be reduced or modified as specified in the WPS.

**X = Cross-Out Zone**

These are areas on the Product Worksheet where you may need to cross out words or statements

# Part 2

# Worker Protection Stan

Product Identification			
<b>14</b> End-Use Product Name and EPA Reg. Number	<b>15</b> Signal Word of End-Use Product	<b>16</b> Organo-phosphate	<b>17</b> N-Methyl Carbamate
	Active Ingredient A	16A	17A
	Active Ingredient B	16B	17B
	Active Ingredient C	16C	17C

[Use only for products with multiple AI's]

E.

## BRAND NAME

1.

**Organophosphate  
N-Methyl Carbamate**

ACTIVE INGREDIENTS \_\_\_\_\_ %  
 INERT INGREDIENTS \_\_\_\_\_ %  
 TOTAL THIS PRODUCT CONTAINS \_\_\_\_\_ LBS OF \_\_\_\_\_ PER GALLON

2.

**KEEP OUT OF REACH OF CHILDREN**

**DANGER PELIGRO  
WARNING AVISO  
CAUTION**

Si usted no entiende la etiqueta, busque a alguien para que se la explique a usted en detalle. (If you do not understand the label, find someone to explain it to you in detail.)

**STATEMENT OF PRACTICAL TREATMENT**

**Organophosphate N-Methyl Carbamate**

IF SWALLOWED \_\_\_\_\_  
 IF INHALED \_\_\_\_\_  
 IF ON SKIN \_\_\_\_\_  
 IF IN EYES \_\_\_\_\_  
 SEE SIDE PANEL FOR ADDITIONAL PRECAUTIONARY STATEMENTS

<p><b>PRECAUTIONARY STATEMENTS</b> HAZARDS TO HUMANS (8 DOMESTIC ANIMALS)</p> <p>Precautionary Statements:                  Personal Protective Equipment:                  Application and other handling instructions:                  A. Spraying equipment                  B. Protective clothing                  C. Other statements, if required                  D. Eye protection, if required                  E. Respiratory protection, if required                  F. Handwear protection, if required                  G. Other statements, if required</p> <p>Waves and Leakers must wear:                  Engineering controls (where applicable):                  Use Safety Requirements (8)(a)</p>	<p><b>RESTRICTED USE STATEMENT</b> (if applicable)</p> <p><b>BRAND NAME</b> Organophosphate N-Methyl Carbamate</p> <p>ACTIVE INGREDIENTS _____ %                  INERT INGREDIENTS _____ %                  TOTAL THIS PRODUCT CONTAINS _____ LBS OF _____ PER GALLON</p>	<p><b>DIRECTIONS FOR USE</b> It is a violation of Federal law to use this product in a manner inconsistent with its labeling.</p> <p><b>AGRICULTURAL USE REQUIREMENTS</b> Use the grade or only a combination of the labeling and use the Worker Protection Standard (WPS) for 1918. The Standard contains requirements for the protection of agricultural workers on farms, forests, nurseries, and greenhouses, and handlers of agricultural pesticides. It covers requirements for training, communication, decontamination, and emergency assistance. It also contains specific requirements for certain situations at the discretion of the label and those that appear on the label.</p> <p>Do not apply the product to any tree and other crops or other persons, other than the intended user. Only persons authorized by the label may apply the product.</p> <p>Do not apply to treated areas that are restricted under the WPS (Worker Protection Standard) and that do not contain only the intended user.</p> <p>For safety, wear the protective clothing and equipment listed on the label. Do not eat, drink, or use tobacco while using this product.</p> <p>For more safety information, see the label. For more information, see the label.</p>
<p><b>ENVIRONMENTAL HAZARDS</b></p> <p>PHYSICAL OR CHEMICAL HAZARDS</p>	<p><b>KEEP OUT OF REACH OF CHILDREN</b></p> <p><b>DANGER PELIGRO WARNING AVISO CAUTION</b></p> <p>Si usted no entiende la etiqueta, busque a alguien para que se la explique a usted en detalle. (If you do not understand the label, find someone to explain it to you in detail.)</p> <p><b>STATEMENT OF PRACTICAL TREATMENT</b> Organophosphate N-Methyl Carbamate</p> <p>IF SWALLOWED _____                  IF INHALED _____                  IF ON SKIN _____                  IF IN EYES _____                  SEE SIDE PANEL FOR ADDITIONAL PRECAUTIONARY STATEMENTS</p>	<p><b>CROP</b> _____</p> <p><b>CROP</b> _____</p> <p><b>CROP</b> _____</p>
<p><b>STORAGE AND DISPOSAL</b></p> <p>STORAGE: _____</p> <p>STORAGE: _____</p>	<p><b>STORAGE AND DISPOSAL</b></p> <p>STORAGE: _____</p> <p>STORAGE: _____</p>	<p><b>NET CONTENTS</b></p>

For instructions on how to use this Worksheet, see PR Notice 93-7.



Notification Statement		Restricted-Entry Interval		
<b>18</b> Existing	<b>19</b> WPS	<b>20</b> WPS Restricted - Entry Interval (REI)	<b>21</b> Arid Area REI	<b>22</b> Existing REI

F. [Use only for products with multiple AI's]

**DIRECTIONS FOR USE**

It is a violation of Federal law to use this product in a manner inconsistent with its labeling.

- Do not apply this product in a way that will contact workers or other persons, either directly or through drift. Only protected handlers may be in the area during application. For any requirements specific to your State or Tribe, consult the agency responsible for pesticide regulation.

**AGRICULTURAL USE REQUIREMENTS**

- Use this product only in accordance with its labeling and with the Worker Protection Standard, 40 CFR part 170. This Standard contains requirements for the protection of agricultural workers on farms, forests, nurseries, and greenhouses, and handlers of agricultural pesticides. It contains requirements for training, decontamination, notification, and emergency assistance. It also contains specific instructions and exceptions pertaining to the statements on this label about personal protective equipment (PPE), notification to workers, and X restricted-entry interval. The requirements in this box only apply to uses of this product that are covered by the Worker Protection Standard.
- 
- 
- Do not enter or allow worker entry into treated areas during the restricted entry interval (REI) of \_\_\_\_\_ X hours. The REI is 72 hours in outdoor areas where average rainfall is less than 25 inches a year. X
- PPE required for early entry to treated areas that is permitted under the Worker Protection Standard and that involves contact with anything that has been treated, such as plants, soil, or water, is:
- Notify workers of the application by warning them orally and by posting warning signs at entrances to treated areas. X

- G.**
- Chemical-resistant protective suit
    - Coveralls over long-sleeved shirt and long pants
    - Coveralls over short-sleeved shirt and short pants
    - Coveralls
  - Chemical-resistant gloves, such as \_\_\_\_\_ or \_\_\_\_\_ or \_\_\_\_\_
    - Waterproof gloves
  - Chemical-resistant footwear plus socks
    - Shoes plus socks
  - Protective eyewear
  - Chemical-resistant headgear for overhead exposure

**X = Cross-Out Zone**  
 These are areas on the Product Worksheet where you may need to cross out words or statements