



DEPARTMENT OF DEFENSE

FAMILY ADVOCACY PROGRAM CHILD ABUSE/NEGLECT (CAN) DATA FY11 Report



Reported CAN Incidents FY01-11*

Year	Child Population	Total Reports**		Met Criteria	
		Rate/1000		Reports**	Rate/1000
FY01	1,127,492	15,898	14.1	7,612	6.8
FY02	1,145,001	16,683	14.6	7,556	6.6
FY03	1,149,764	16,354	14.2	7,463	6.5
FY04	1,120,590	16,704	14.9	7,881	7.0
FY05	1,104,716	13,852	12.5	6,178	5.6
FY06	1,103,362	12,612	11.4	5,603	5.1
FY07	1,103,270	13,788	12.5	5,434	4.9
FY08	1,122,098	12,661	11.3	5,406	4.8
FY09	1,147,318	12,845	11.2	5,499	4.8
FY10	1,166,079	14,986	12.9	6,633	5.7
FY11	1,165,812	15,081	12.9	6,819	5.8

**Abuse includes acts of physical violence, and/or sexual violence, and/or emotional abuse, and/or neglect*

*** Reports represent # incidents of abuse; 1 or more reports may be submitted on a single victim.*



FY01-11 CAN Met Criteria Reports

<u>Year</u>	<u>Incidents</u>	<u>Victims</u>	<u>Children</u>	<u>Incidents Per 1000 Children</u>	<u>Victims Per 1000 Children</u>
FY01	7,612	6,496	1,127,492	6.8	5.8
FY02	7,556	6,596	1,145,001	6.6	5.8
FY03	7,463	6,538	1,149,764	6.5	5.7
FY04	7,881	7,152	1,120,590	7.0	6.4
FY05	6,178	5,555	1,104,716	5.6	5.0
FY06	5,603	5,009	1,103,362	5.1	4.5
FY07	5,434	4,951	1,103,270	4.9	4.5
FY08	5,406	4,857	1,122,098	4.8	4.3
FY09	5,499	4,944	1,147,318	4.8	4.3
FY10	6,633	5,560	1,166,079	5.7	4.7
FY11	6,819	5,994	1,165,812	5.8	5.1



FY11 CAN

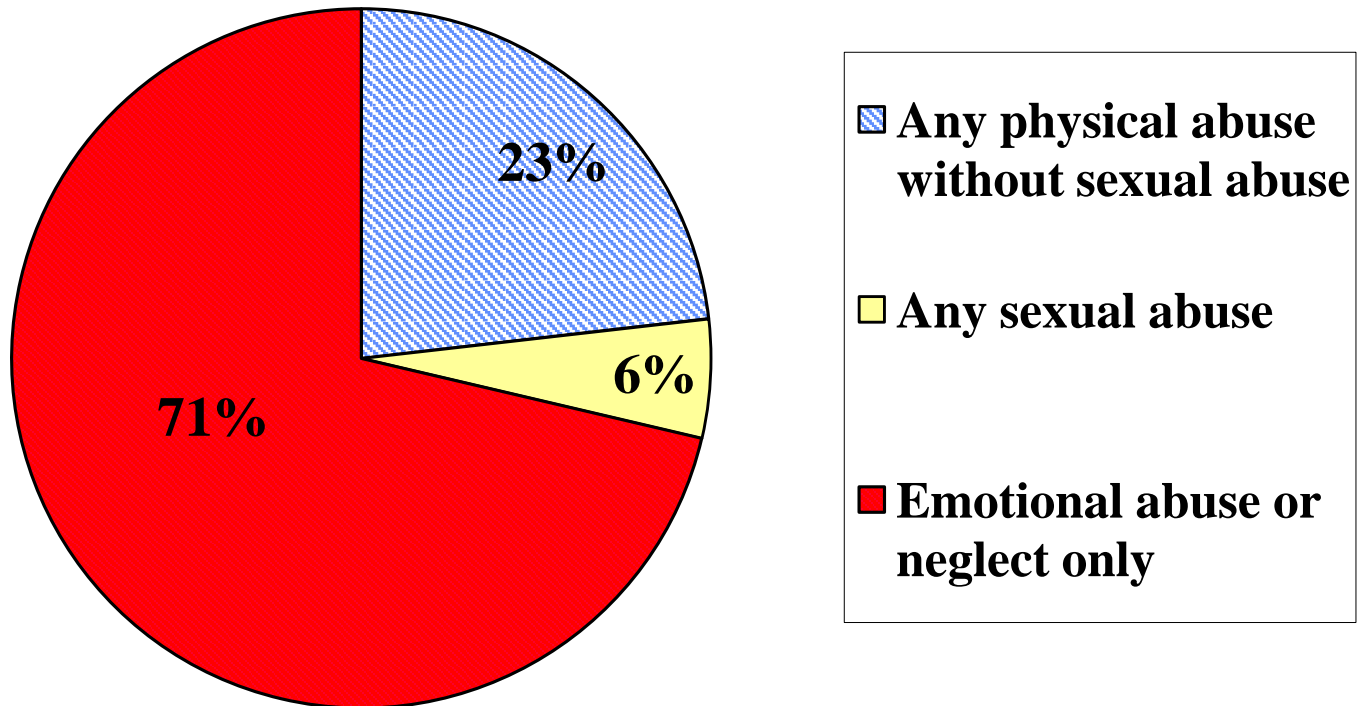
Fatalities Reported to FAP

- **33 Fatalities**
 - **10 Child Victims Previously Reported to FAP**
 - **12 Alleged Abusers Previously Reported to FAP**
- **Sex & Status of Alleged Abusers**
 - **Male 55%**
 - **Active Duty 61%**
- **Age of Victims**
 - **Age Range <1-16 yrs**
 - **Mean Age 2.5 yrs**
 - **Median Age 1 yr**
 - **Under One Year 15**

(Fatality reviews to be conducted in FY13)



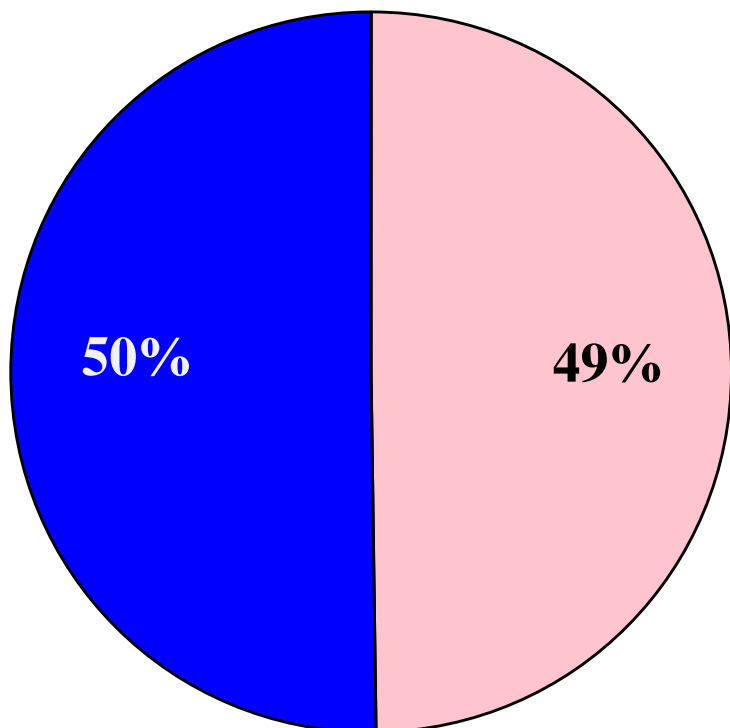
Type of CAN in Met Criteria Incidents



FY11 FAP Data



Sex of CAN Victim in Met Criteria Incidents

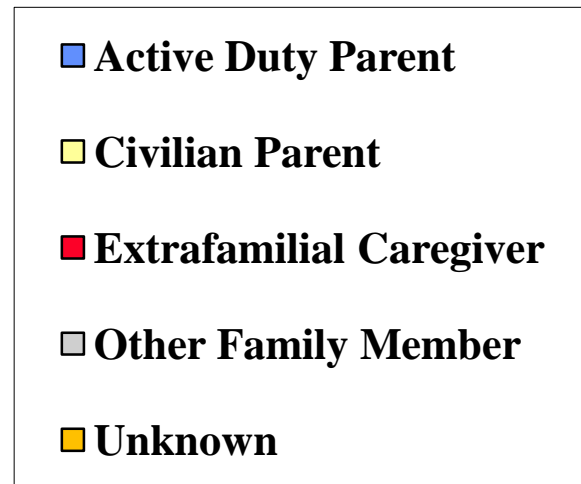
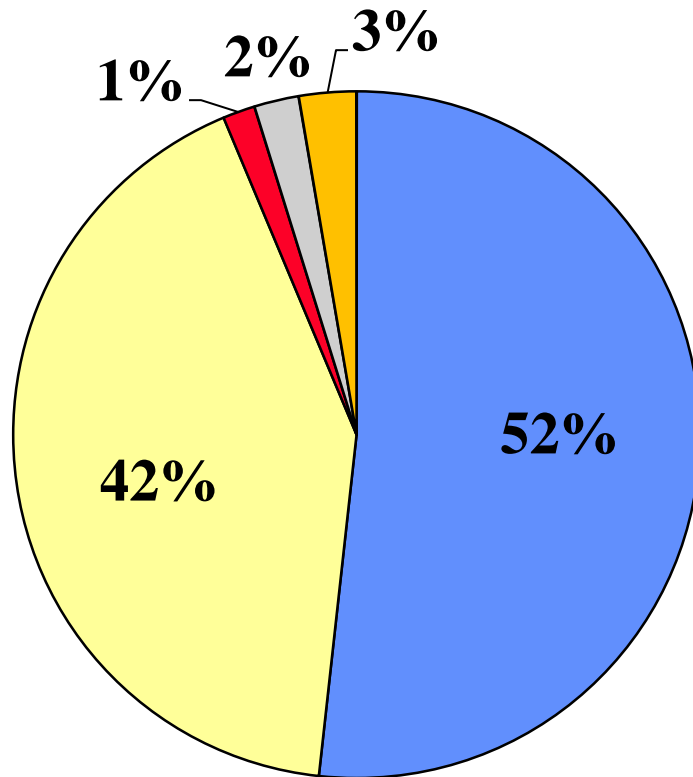


■ Female ■ Male

FY11 FAP Data



Status of Alleged Child Abuser in Met Criteria CAN Incidents



FY11 FAP Data

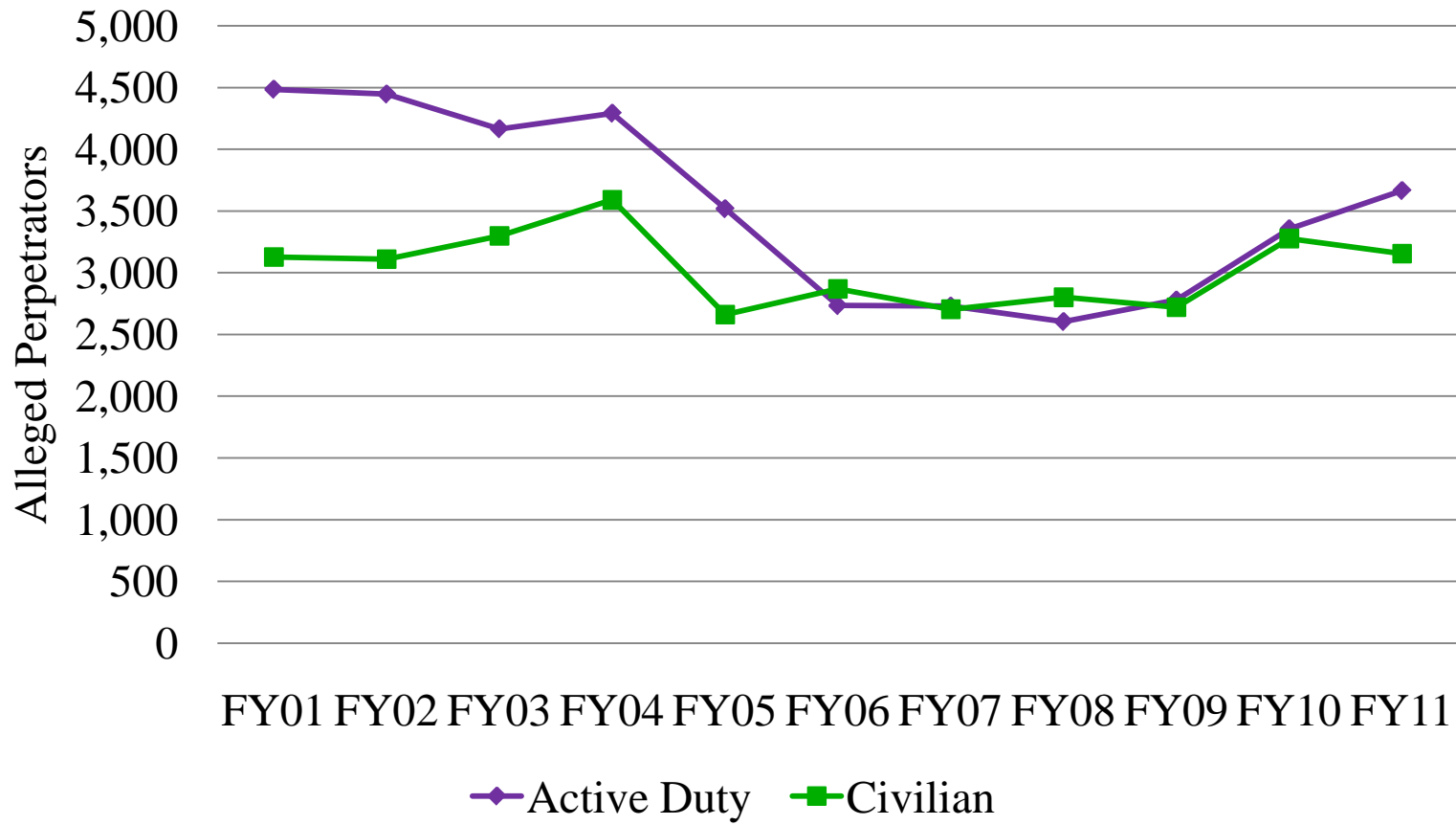


Status of Alleged Child Abuser

Status	FY01	FY02	FY03	FY04	FY05	FY06	FY07	FY08	FY09	FY10	FY11
Civ	3,127	3,110	3,298	3,590	2,660	2,869	2,704	2,801	2,720	3,277	3,154
E1-3	868	882	792	854	650	448	551	561	547	631	687
E4-6	3,050	3,004	2,883	2,951	2,456	1,932	1,868	1,770	1,859	2,319	2,545
E7-9	367	396	329	297	250	202	212	171	217	219	259
O1-3	95	64	63	103	69	67	51	40	41	57	57
O4-10	93	85	64	44	47	46	24	29	33	57	52
WO 1-5	10	14	25	8	23	30	12	17	28	19	24
Unk	2	1	9	34	23	9	12	17	54	54	41
Total	7,612	7,556	7,463	7,881	6,178	5,603	5,434	5,406	5,499	6,633	6,819

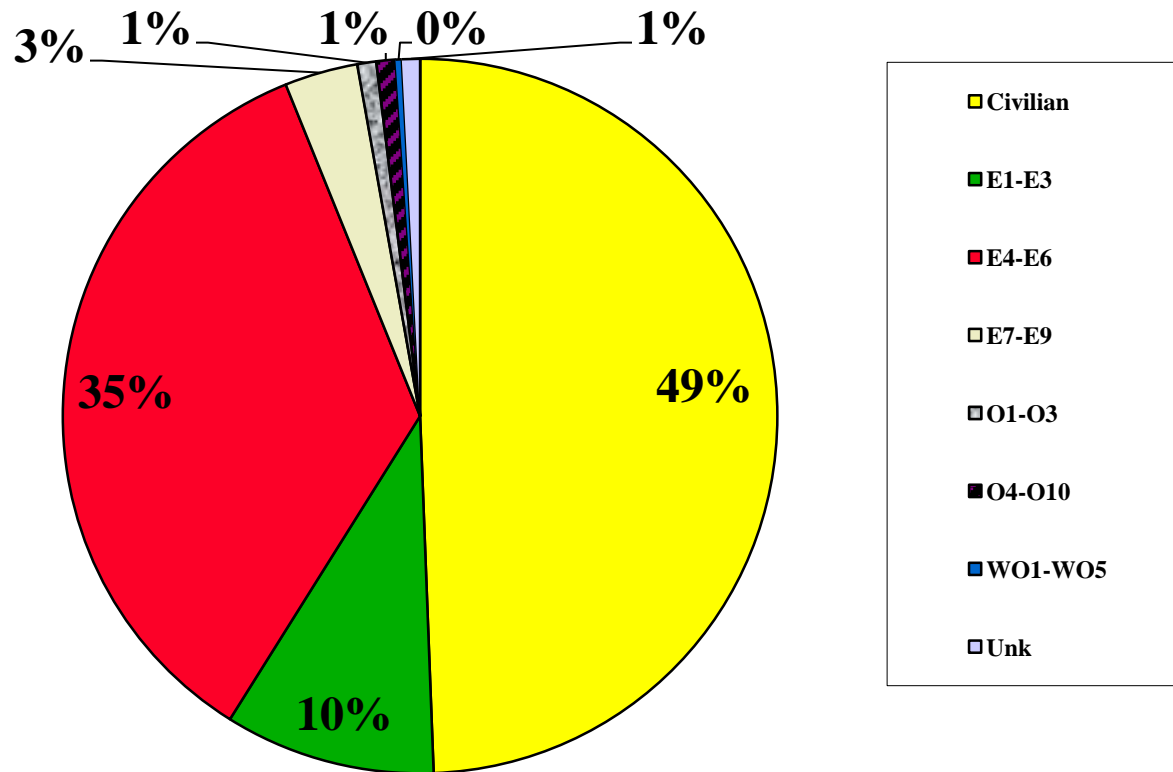


Status of Person Alleged to Have Abused/Neglected Child in Met Criteria Reports



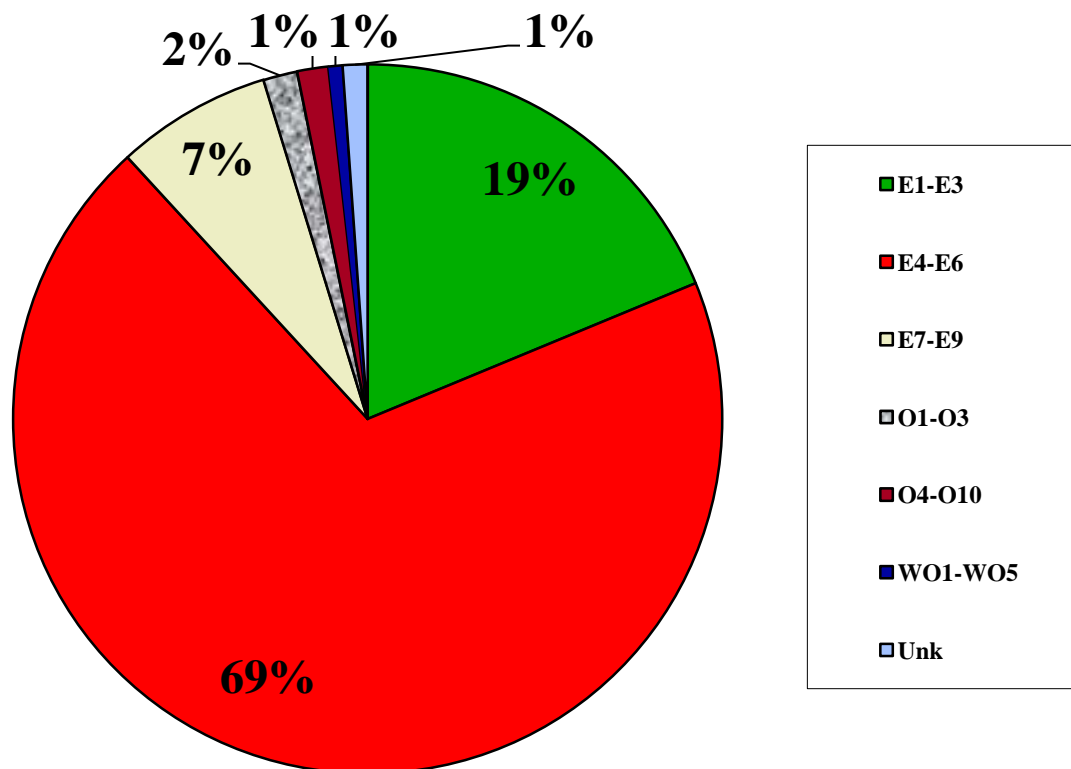


FY11 Met Criteria CAN Incidents Alleged Abuser by Status & Pay Grade





FY11 Met Criteria CAN Incidents by Alleged Active Component Abuser Pay Grade



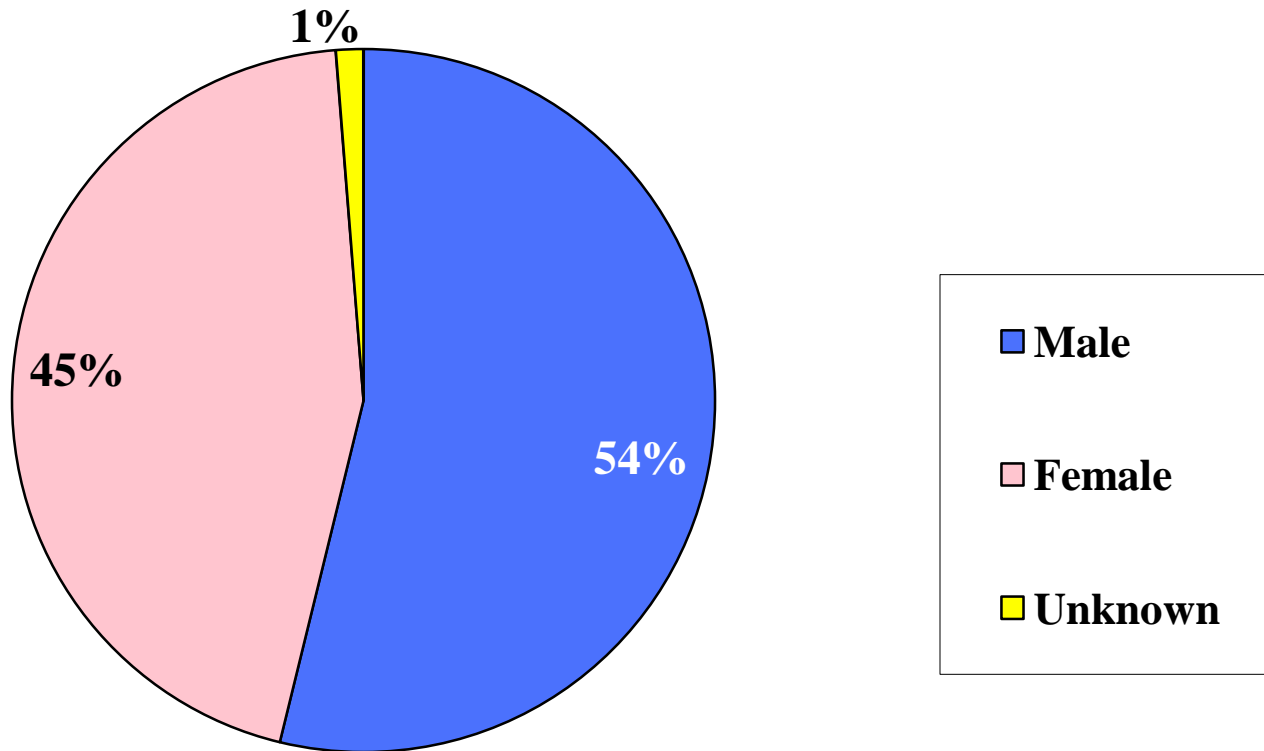


Sex of Alleged Child Abuser in Met Criteria Incidents

Year	Male	Female	Unknown	Total
FY01	4,516	2,871	225	7,612
FY02	4,373	2,951	232	7,556
FY03	4,112	3,130	221	7,463
FY04	4,220	3,423	238	7,881
FY05	3,418	2,611	149	6,178
FY06	2,910	2,573	120	5,603
FY07	2,850	2,520	64	5,434
FY08	2,753	2,585	68	5,406
FY09	2,907	2,499	93	5,499
FY10	3,458	3,038	137	6,633
FY11	3,671	3,062	86	6,819



Sex of Alleged Child Abuser in FY11 Met Criteria Incidents



FY11 FAP Data



DEPARTMENT OF DEFENSE

FAMILY ADVOCACY PROGRAM

DOMESTIC ABUSE (DA) DATA

FY11 Report



*FY01-11 Spouse Abuse**

Year	Couples Population	Total		Met Criteria	
		Reports**	Rate/1000	Reports**	Rate/1000
FY01	664,701	18,398	27.7	10,967	16.5
FY02	682,656	17,909	26.2	10,546	15.4
FY03	694,527	17,072	24.6	9,845	14.2
FY04	698,160	16,392	23.5	9,434	13.5
FY05	702,727	15,894	22.6	8,306	11.8
FY06	707,895	15,399	21.7	7,586	10.7
FY07	708,178	15,260	21.5	7,257	10.2
FY08	718,526	15,939	22.2	6,767	9.4
FY09	738,067	18,208	24.7	7,476	10.1
FY10	751,758	18,785	25.0	8,411	11.2
FY11	753,110	19,277	25.6	8,386	11.1

**Abuse includes acts of physical violence, and/or sexual violence, and/or emotional abuse, and/or neglect*

***Reports represent # incidents of abuse; 1 or more reports may be submitted on a single victim.*



Former Spouse/Intimate Partner

Year	Unmarried Population	Met Criteria Reports	Met Criteria Rate/1,000
FY06	617,848	304	0.5
FY07	611,316	602	1.0
FY08	622,858	619	0.9
FY09	620,542	747	1.2
FY10	618,549	721	1.2
FY11	612,358	867	1.4

In FY 06 an additional category was added to capture met criteria incidents involving a (1) former spouse, a person (2) with whom the victim shares a child in common or (3) is a current or former intimate partner with whom the victim shares or has shared a common domicile.



Met Criteria Spouse Abuse Reports FY01-11

<u>Year</u>	<u>Incidents</u>	<u>Victims</u>	<u>Couples</u>	<u>Incidents Per 1000 Couples</u>	<u>Victims Per 1000 Couples</u>
FY01	10,967	9,351	664,701	16.5	14.1
FY02	10,546	9,159	682,656	15.4	13.4
FY03	9,845	8,610	694,527	14.2	12.3
FY04	9,434	8,467	698,160	13.5	12.1
FY05	8,306	7,538	702,727	11.8	10.7
FY06	7,586	7,047	707,895	10.7	9.9
FY07	7,257	6,707	708,178	10.2	9.5
FY08	6,767	6,299	718,526	9.4	8.7
FY09	7,467	6,834	738,067	10.1	9.3
FY10	8,411	7,618	751,758	11.2	10.1
FY11	8,386	7,485	753,110	11.1	9.9



Domestic Abuse Fatalities Reported to FAP FY11

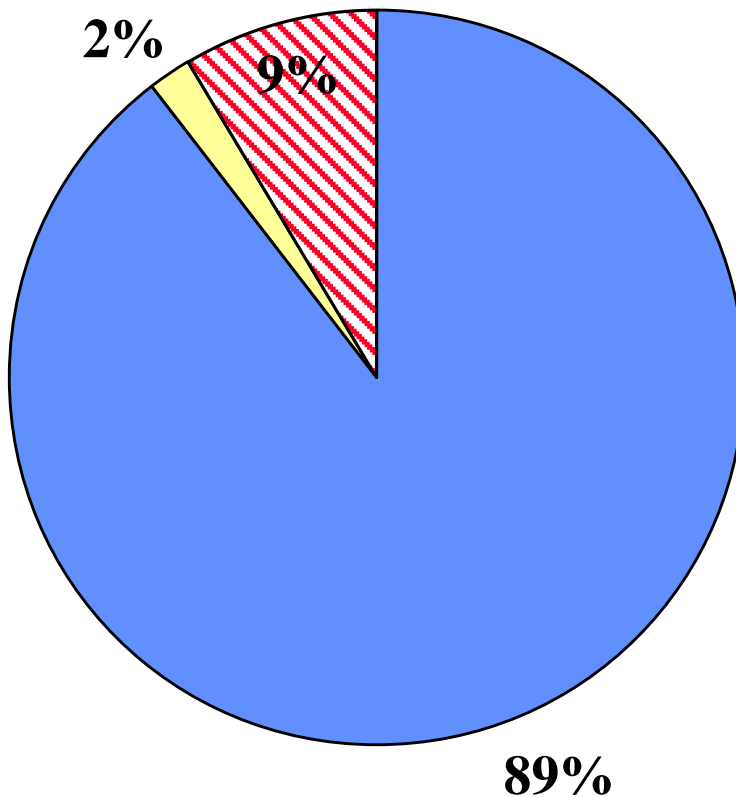
- **18 Fatalities**
 - **7 Victims Previously Reported to FAP**
 - **7 Alleged Abusers Previously Reported to FAP**

- **Sex & Status of Alleged Abusers**
 - **Male** **67%**
 - **Active Duty** **56%**

(Fatality reviews to be conducted in FY 13)



Type of Spouse Abuse in Met Criteria Incidents

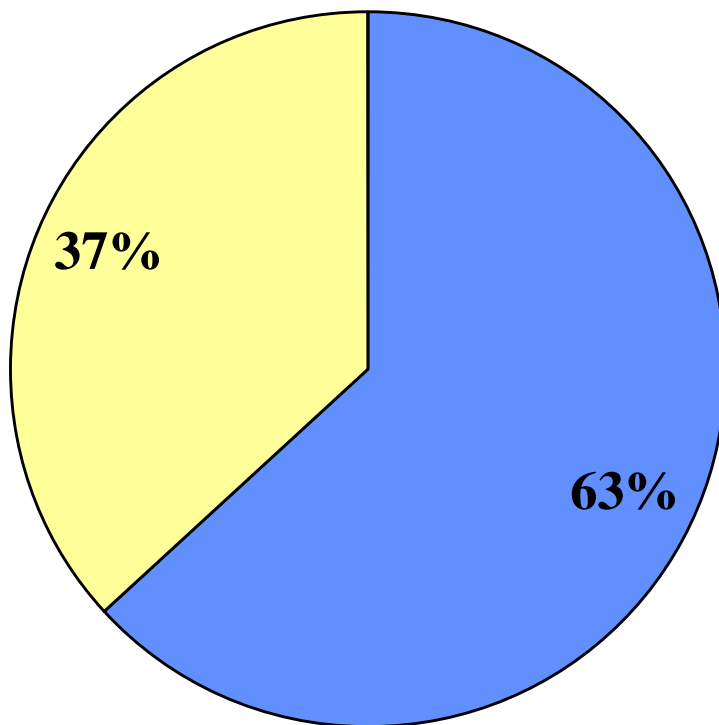


- Any physical abuse without sexual abuse
- Any sexual abuse
- Emotional abuse or neglect only

FY11 FAP Data



Status of Alleged Spouse Abuser in Met Criteria Incidents



■ Active Duty
■ Non Active Duty

FY11 FAP Data

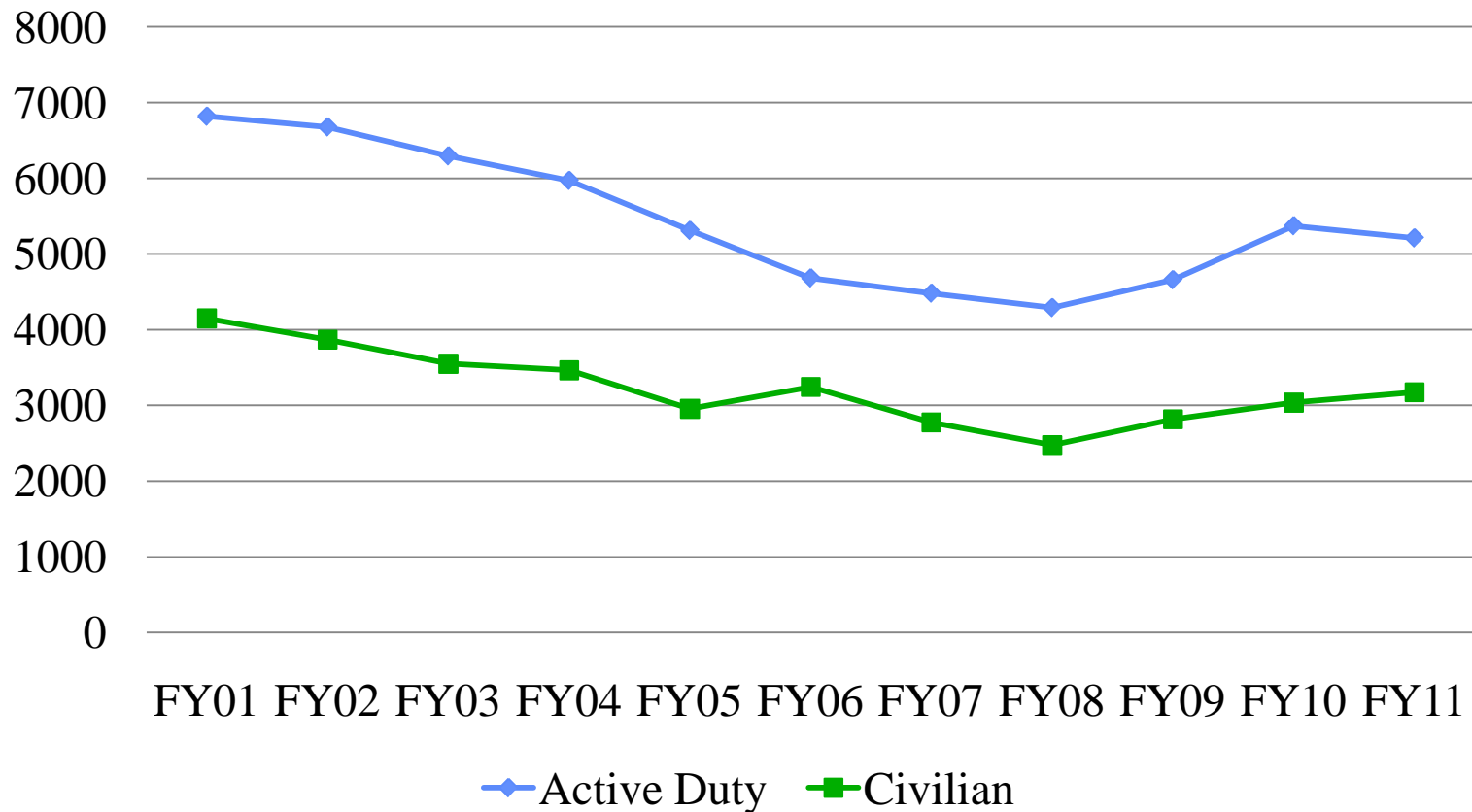


Status of Alleged Spouse Abuser in Met Criteria Incidents

Status	FY01	FY02	FY03	FY04	FY05	FY06	FY07	FY08	FY09	FY10	FY11
Civ	4,149	3,869	3,550	3,464	2,995	3,244	2,776	2,477	2,817	3,037	3,175
E1-3	1,987	2,106	1,948	1,768	1,516	1,253	1,318	1,335	1,415	1,645	1,439
E4-6	4,293	4,069	3,889	3,769	3,371	3,016	2,808	2,614	2,798	3,248	3,290
E7-9	355	335	301	283	252	244	203	201	239	278	243
O1-3	104	98	94	84	103	82	83	56	63	87	88
O4-10	57	52	42	38	43	48	37	30	38	58	55
WO 1-5	19	14	20	18	18	17	16	23	27	18	27
Unk	3	3	1	10	8	22	16	31	79	40	69
Total	10,967	10,546	9,845	9,434	8,306	7,926	7,257	6,767	7,476	8,411	8,386

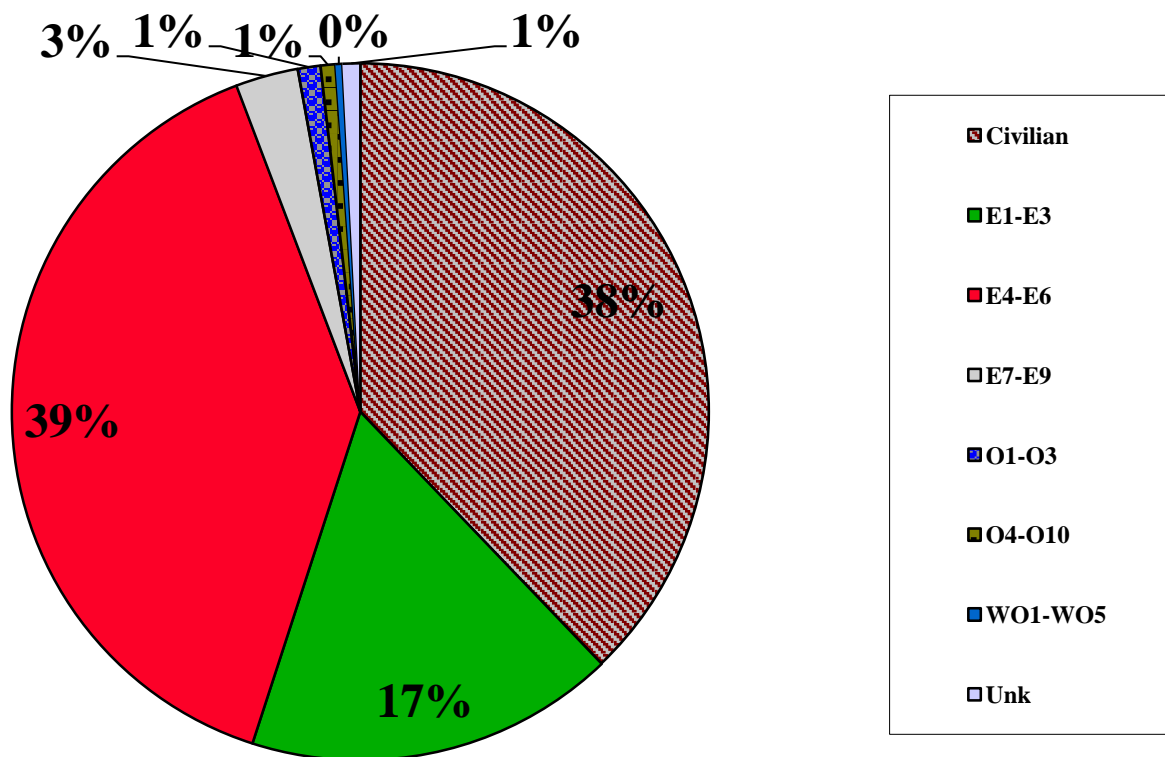


Status of Alleged Spouse Abuser in Met Criteria Incidents



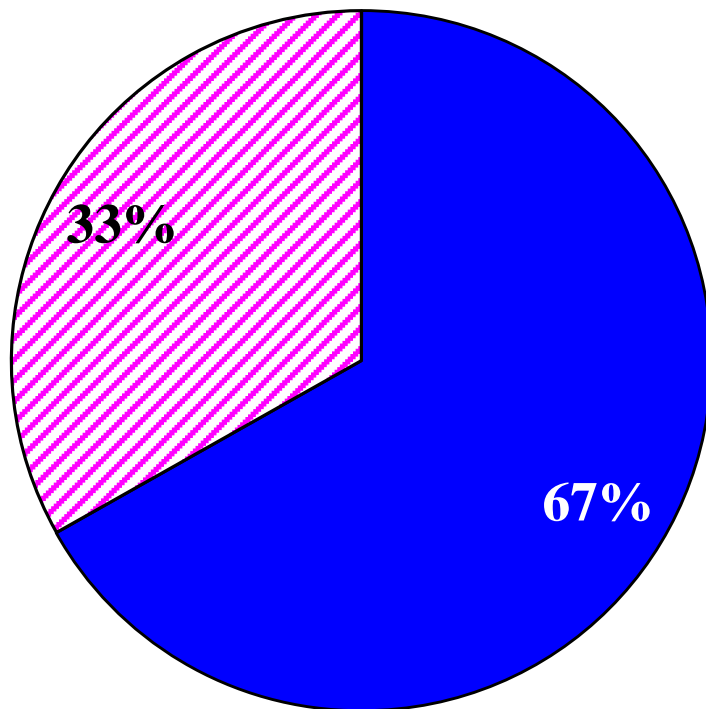


Met Criteria Spouse Abuse Incidents by Status and Pay Grade FY11





Sex of Alleged Spouse Abuser in Met Criteria Incidents

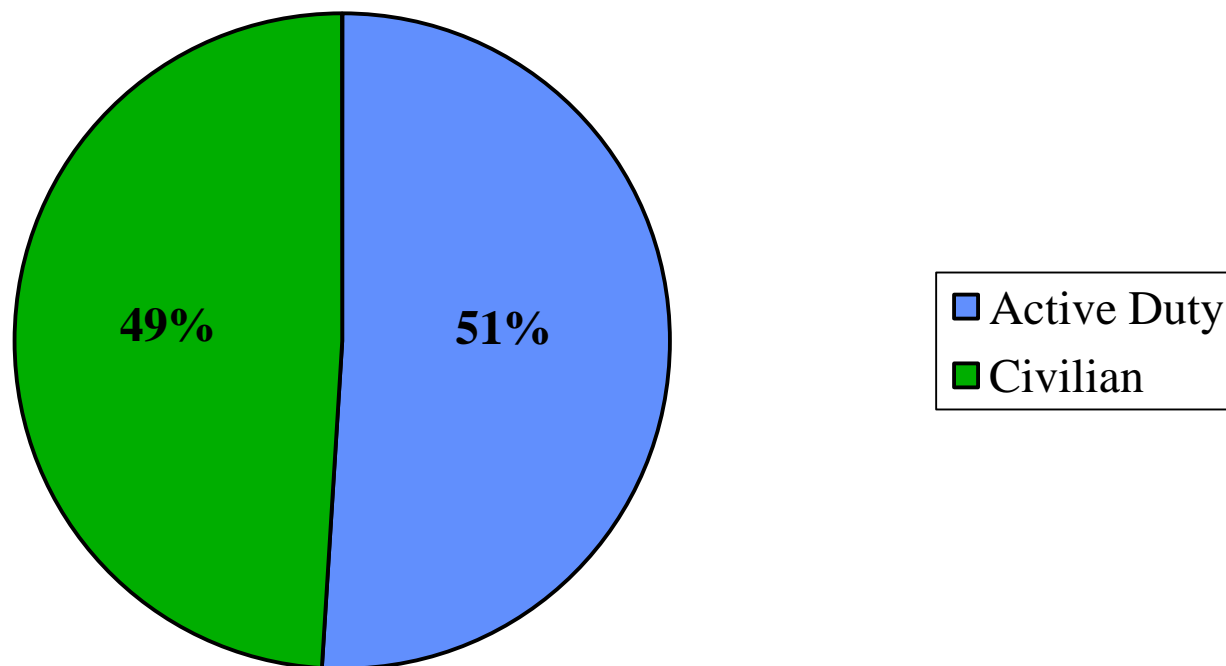


■ Male ■ Female

FY11 FAP Data



Status of Spouse Abuse Victim in Met Criteria Incidents



FY11 FAP Data