


44-0043



Justification

1c. Special Instructions

Part II - Crime Code Information

2a. NCIC Crime Code**

2b. Project Code, Project Title, or Other Initiative (If you wish to obtain a Branch, ATF National Tracing Center, or other ATF office's assistance, please contact your nearest ATF office.)

Part III - ATF Agent Requesting Trace

3a. Organization Code*

3b. Phone Number:
Fax Number:
E-Mail:

3c. ATF Special Agent

3d. Badge Number

3e. ATF Case Number

3f. Field Office

Part IV - Other Agency Requesting Trace

4a. ORI Number*

4b. Phone Number:
Fax Number:
E-Mail:

4c. Other Agency Officer's Name

4d. Badge Number

4e. Other Agency Case Number

4f. Department/Unit

4g. Mailing Address

Part V - Firearms Information

5a. Serial Number* (From Frame or Receiver)

5b. Obliterated (If yes, complete Part IX) Yes No

5c. Firearms Manufacturer*

5d. Type*

5e. Caliber*

5f. Model*

5g. Country of Origin* (Importer required if other than U.S.)

5h. Importer*

5i. Additional Markings

6a. Name (Last, First, Middle, Suffix)

6b. Alias Date of Birth

6c. Address - Route Number

6d. Height

6e. Weight

6f. Sex

6g. Race (Check one)
American Indian or Alaska Native
Black or African American
Native Hawaiian or Other Pacific Islander
Other (Specify)

6h. City

6i. Apt. Number

6j. Street No.

6k. Direction

6l. Street Name

6m. County

6n. State

6o. Zip Code (Nine Digit)

6p. Date of Birth

6q. Place of Birth

6r. Possessor's ID Number

6s. State

6t. City

ATF E-Form 3312.1
Revised January 2007



Maryland

Department of Justice
Bureau of Alcohol, Tobacco,
Firearms and Explosives
 Office of Strategic Intelligence and Information
 Data Source: Firearms Tracing System

January 1, 2010 – December 31, 2010



ATF Firearms Trace Data Disclaimer

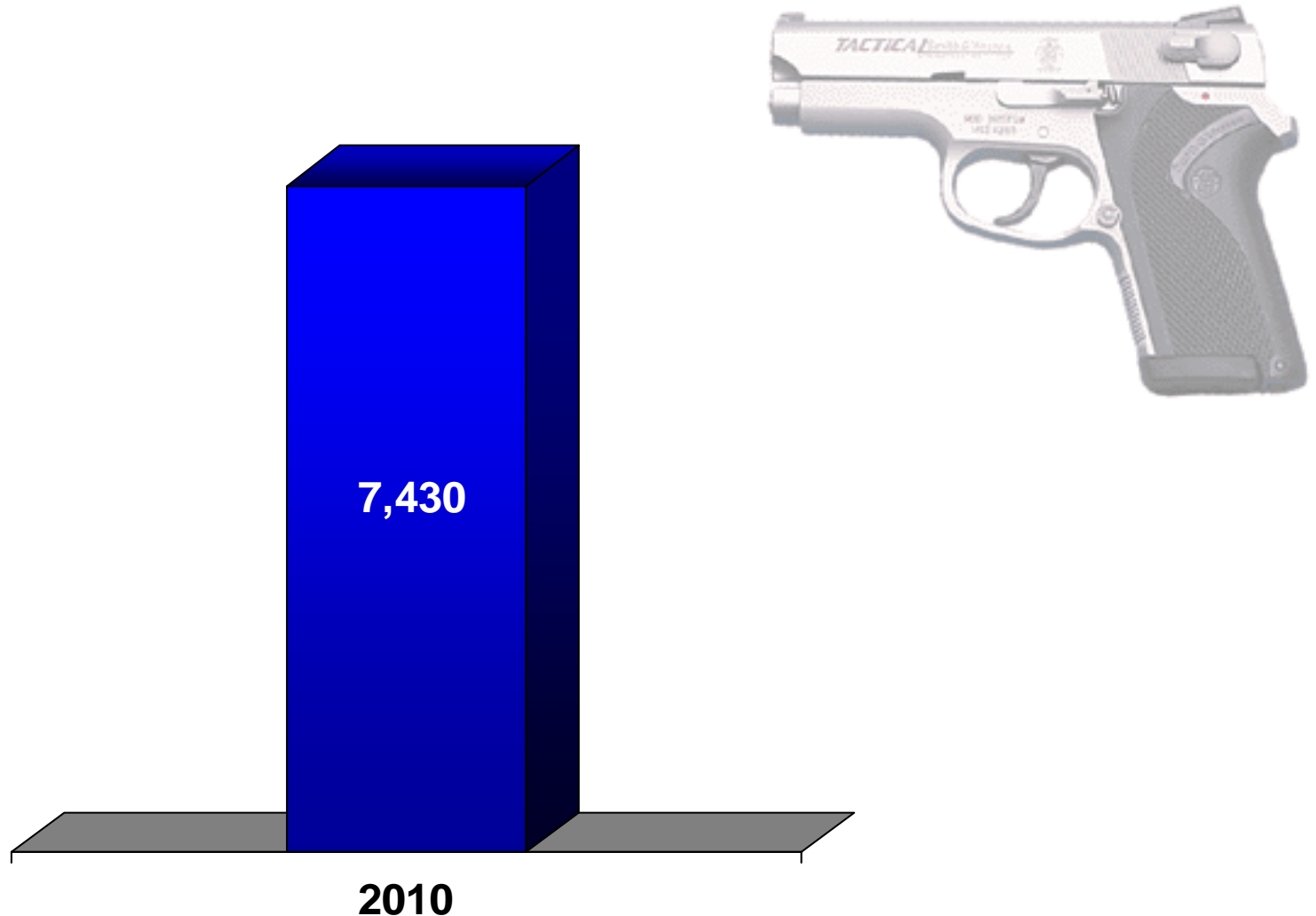


Public L. No. 111-117, Consolidated Appropriations Act of 2010, Sec. 516

(1) Firearm traces are designed to assist law enforcement authorities in conducting investigations by tracking the sale and possession of specific firearms. Law enforcement agencies may request firearms traces for any reason, and those reasons are not necessarily reported to the Federal Government. Not all firearms used in crime are traced and not all firearms traced are used in crime.

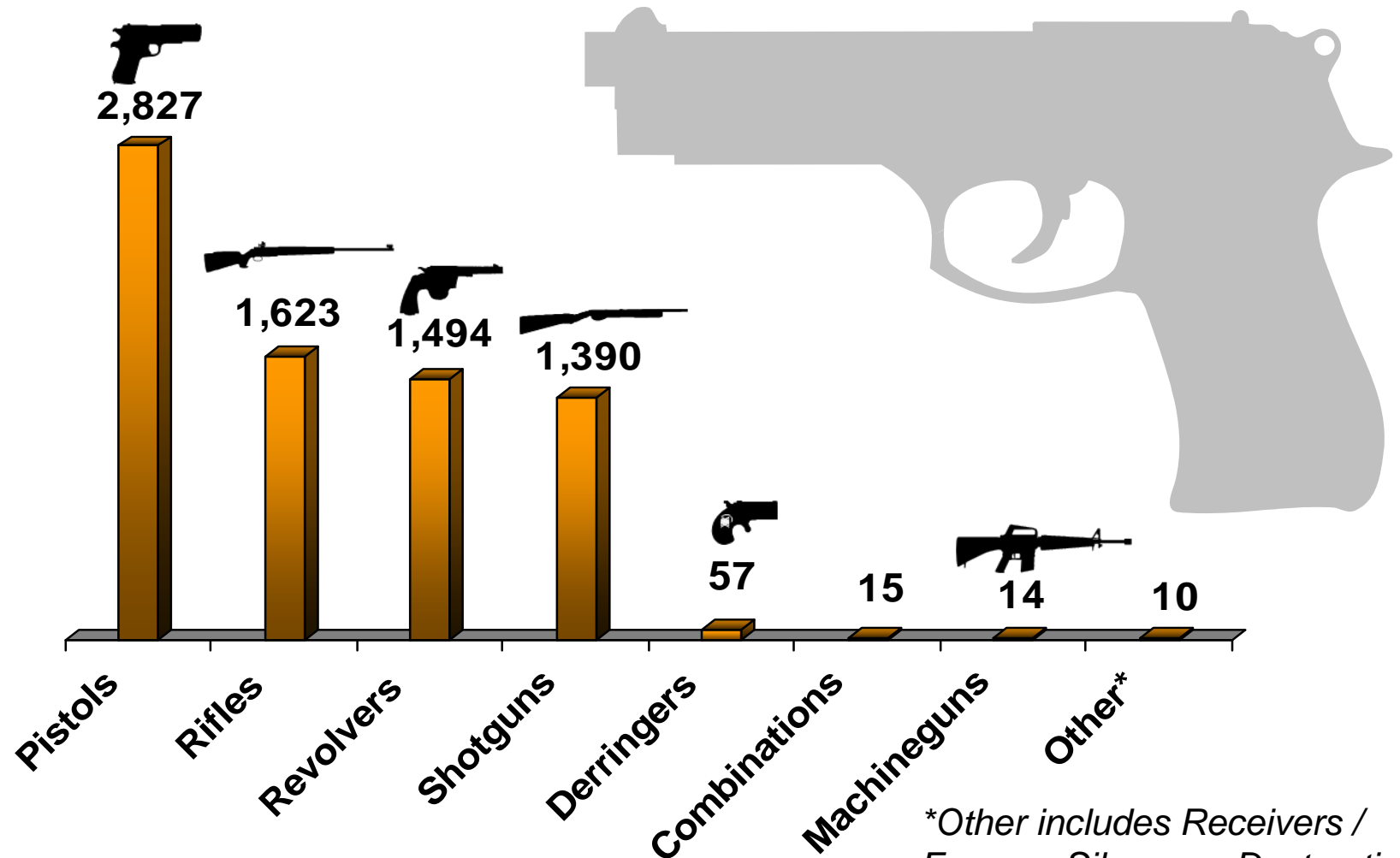
(2) Firearms selected for tracing are not chosen for purposes of determining which types, makes or models of firearms are used for illicit purposes. The firearms selected do not constitute a random sample and should not be considered representative of the larger universe of all firearms used by criminals, or any subset of that universe. Firearms are normally traced to the first retail seller, and sources reported for firearms traced do not necessarily represent the sources or methods by which firearms in general are acquired for use in crime.

Total Number of Firearms Recovered and Traced in Maryland by Calendar Year



Firearm Types with a Maryland Recovery

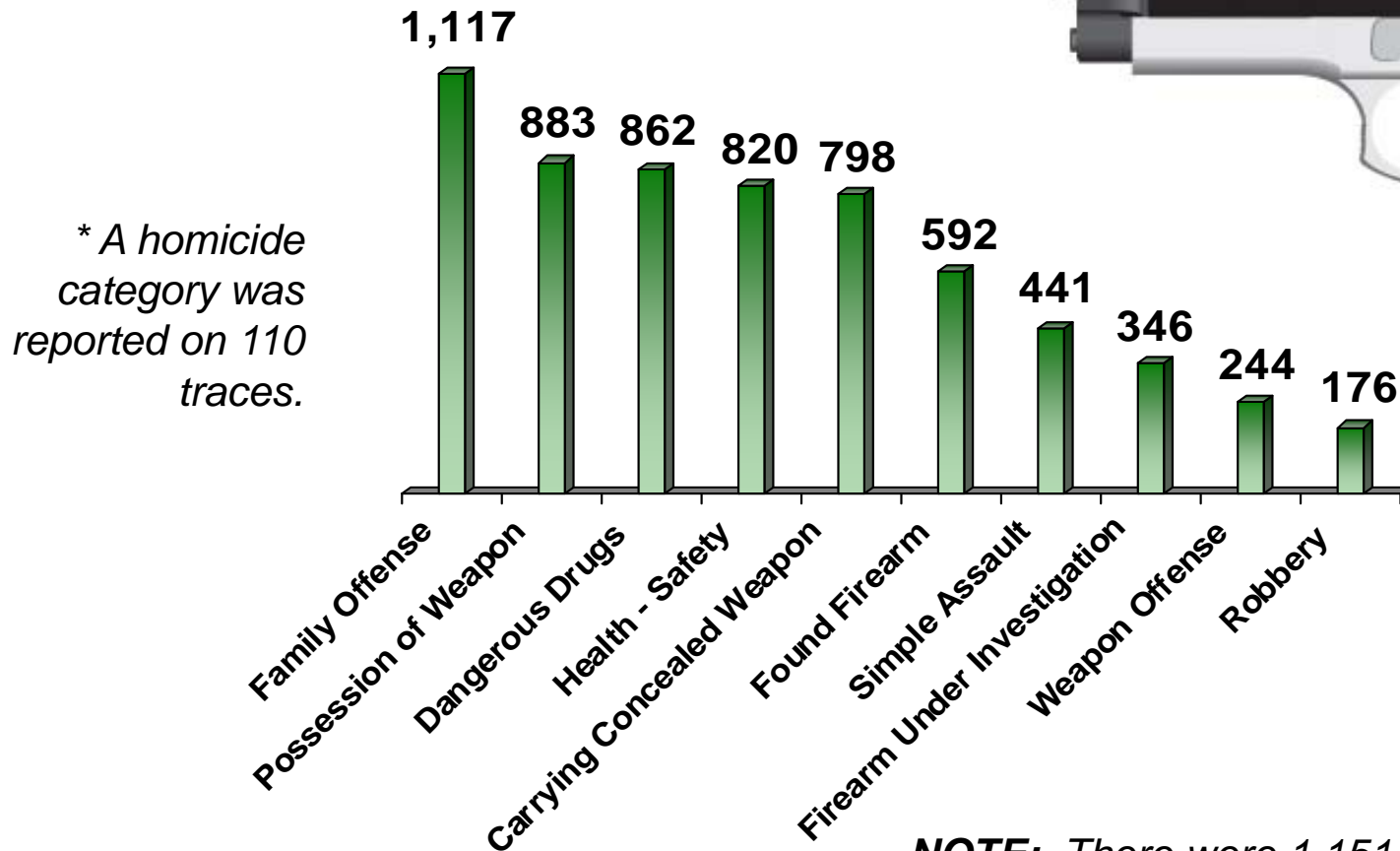
January 1, 2010 – December 31, 2010



*Other includes Receivers / Frames, Silencers, Destructive Devices, and Flare Guns.

Top Categories Reported on Firearm Traces with a Maryland Recovery

January 1, 2010 – December 31, 2010

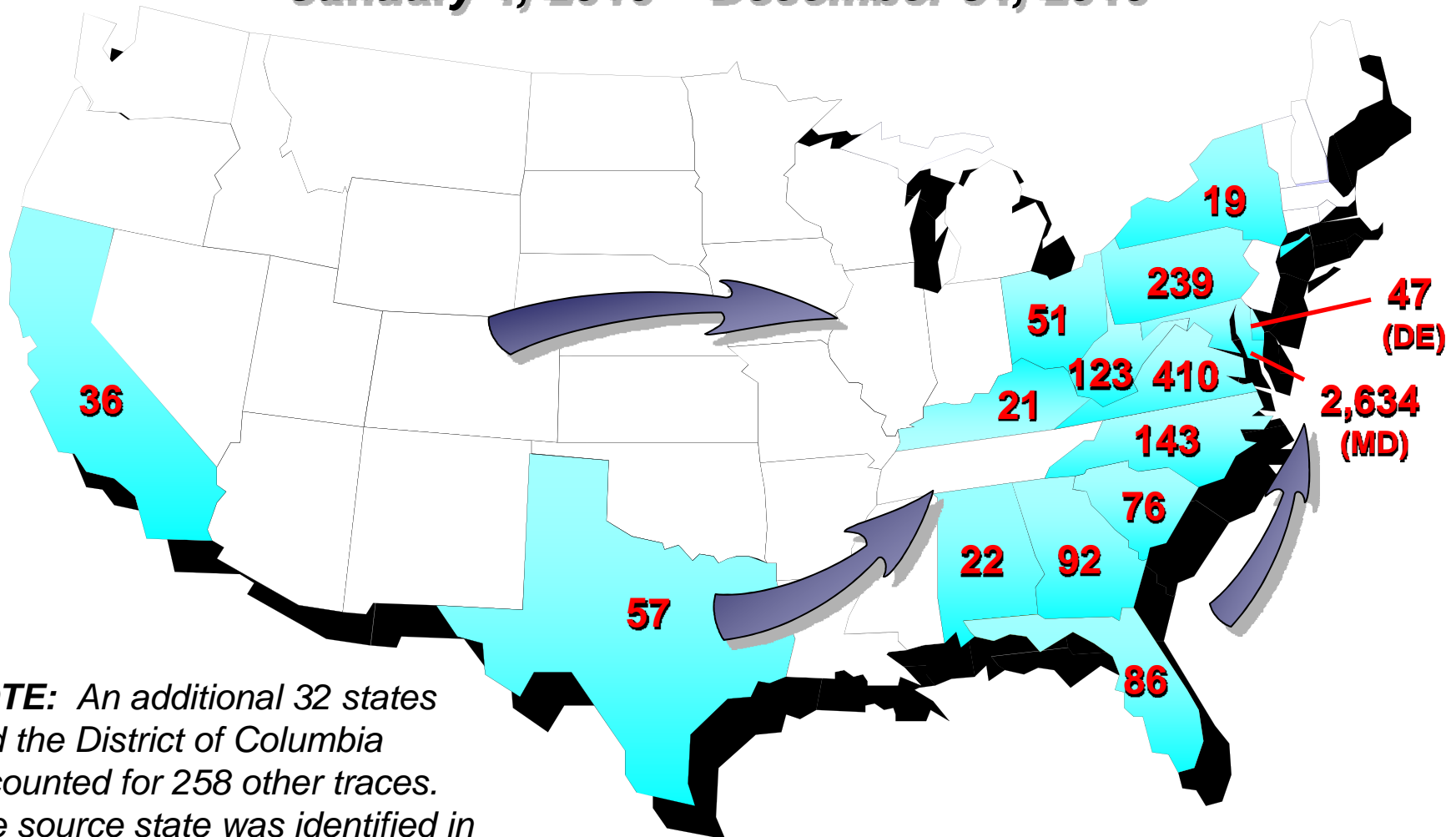


* A homicide category was reported on 110 traces.

NOTE: There were 1,151 additional traces that were associated with other categories.

Top 15 **Source** States for Firearms with a Maryland Recovery

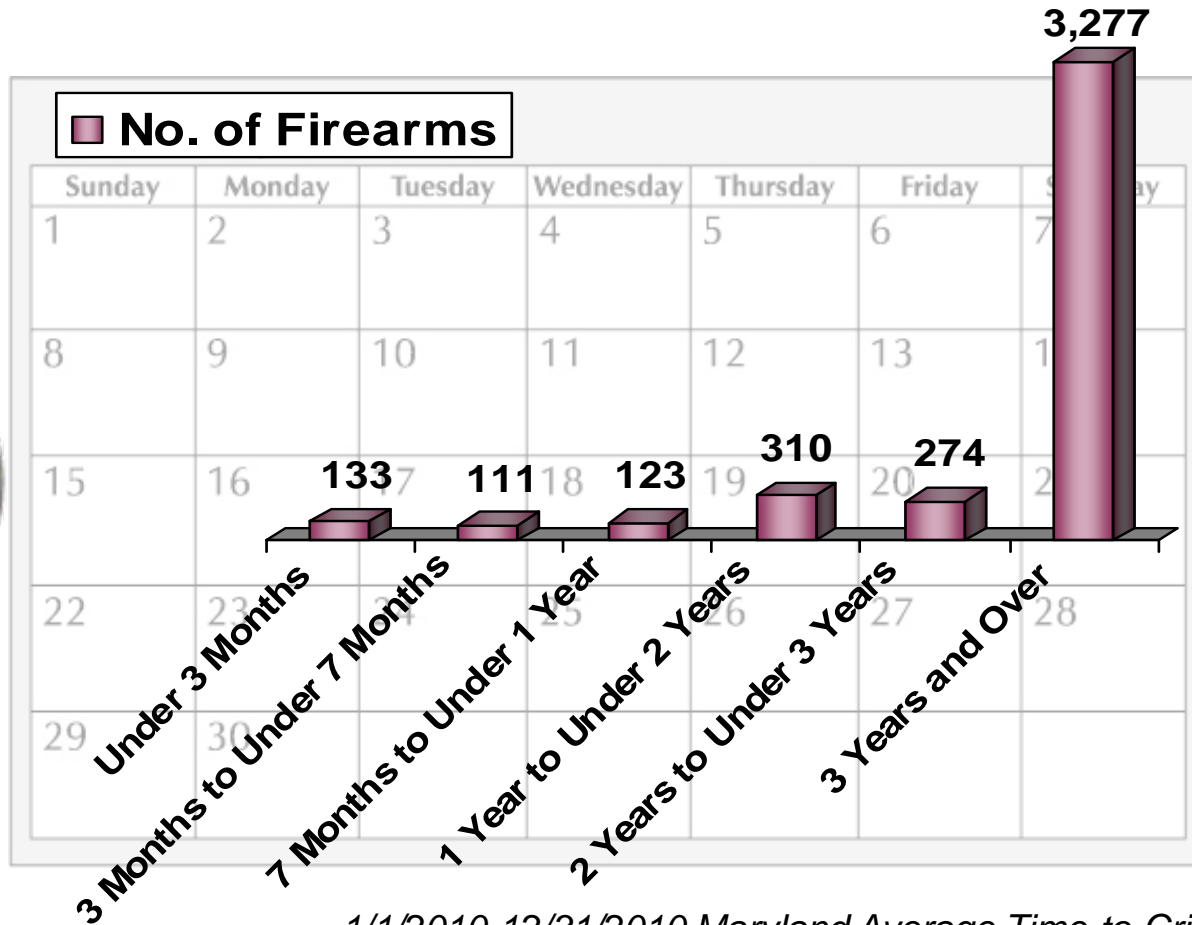
January 1, 2010 – December 31, 2010



NOTE: An additional 32 states and the District of Columbia accounted for 258 other traces. The source state was identified in 4,314 total traces.

Time-To-Crime Rates for Firearms with a Maryland Recovery

January 1, 2010 – December 31, 2010

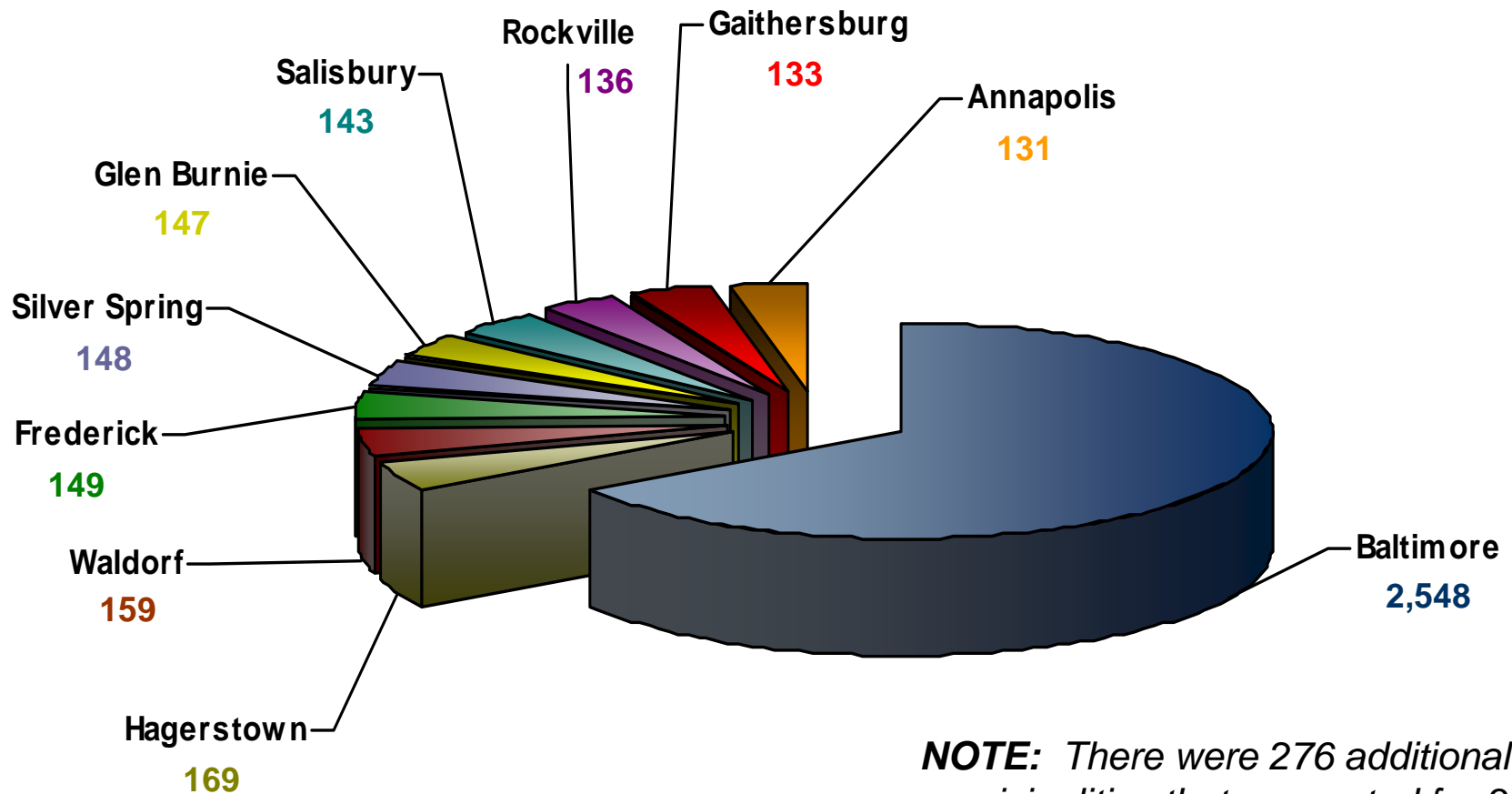


1/1/2010-12/31/2010 Maryland Average Time-to-Crime: **12.30 Years**

1/1/2010-12/31/2010 National Average Time-to-Crime: **10.94 Years**

Top Recovery Cities for Firearms with a Maryland Recovery

January 1, 2010 – December 31, 2010



NOTE: There were 276 additional municipalities that accounted for 3,560 other traces. The recovery city could not be determined for seven traces.

Analytical Criteria Used to Compile the Enclosed Statistics

● Total Number of Firearms Recovered and Traced

- Includes traces with a recovery state of Maryland. Traces in which the recovery state was not provided were included when the requesting agency state was equal to Maryland.
- Includes Firearms Recovered and Traced between 1/1/2010 – 12/31/2010, or, if the recovery date was blank, the trace entry date was between 1/1/2010 – 12/31/2010.
- Duplicate traces, Firearms Not Recovered, Gun Buyback and Firearms Turned In are not included in this figure.
- Data was extracted from the Firearms Tracing System (FTS) on March 1, 2011.
- All traces may not have been submitted or completed at the time of this study.

● Firearm Types with a Maryland Recovery

- Includes same criteria as Total Number of Firearms Recovered and Traced.

● Top Categories Reported on Firearm Traces with a Maryland Recovery

- Includes same criteria as Total Number of Firearms Recovered and Traced. Beginning in CY 2010, attempted homicide, attempted suicide and negligent vehicular manslaughter are reported in separate categories.

● Top Source States for Firearms with a Maryland Recovery

- Includes same criteria as Total Number of Firearms Recovered and Traced.
- Traces must identify a purchaser and the state in which the final dealer is located.

● Time-to-Crime Rates for Firearms with a Maryland Recovery

- Includes same criteria as Total Number of Firearms Recovered and Traced.
- Traces must identify a purchaser.
- Time-to-Crime was calculated for those traces in which the purchase date could be subtracted from the recovery date.

● Top Recovery Cities for Firearms with a Maryland Recovery

- Includes same criteria as Total Number of Firearms Recovered and Traced.
- Includes traces with a recovery city, or, if the recovery city was not provided, the requesting agency had jurisdiction only within that city.