



Part I - Trace Initiation Information

1a. Date of Request 1b. Priority** 1c. Special Instructions

Part II - Crime Code Information

2a. NCIC Crime Code** 2b. Project Code, Project Title, or other (If using Branch, ATF National Tracing Center)***

Part III - ATF Agent Requesting Trace

3a. Organization Code* 3b. Phone Number: Fax Number: E-Mail: 3c. ATF Special Agent's

3d. Badge Number 3e. ATF Case Number 3f. Field Office

Part IV - Other Agency Requesting Trace

4a. ORI Number* 4c. Other Agency Officer's Name

4d. Badge Number 4e. Case Number 4f. Department/Unit

4g. Mailing Address

Part V - Firearms Information

5a. Serial Number* (Firearm) 5b. Obliterated (If yes, complete Part IX) Yes No 5c. Firearms Manufacturer*

5d. Type* 5f. Model* 5g. Country of Origin* (Importer required if other than U.S.)

5h. Importer* 5i. Additional Markings

Part VI - Possessor Information

6a. Name (Last, First, Middle Initial) 6c. Alias (If given) (Last, First, Middle Initial) 6e. Address - Route Number

6b. Alias (If given) (Last, First, Middle Initial) 6d. Height 6f. Weight 6g. Race (Select one) African American Asian Hispanic White Other Pacific Islander (Specify race) 6h. Address - Route Number

6i. Apt. Number 6j. Street 6m. City

6n. County 6q. Country

6r. Date of Birth 6s. Place of Birth 6u. ID Type/State

ATF E-Form 3312.1
Revised January 2007



Delaware

**Department of Justice
Bureau of Alcohol, Tobacco,
Firearms and Explosives**
Office of Strategic Intelligence and Information
Data Source: Firearms Tracing System

January 1, 2010 – December 31, 2010



ATF Firearms Trace Data Disclaimer

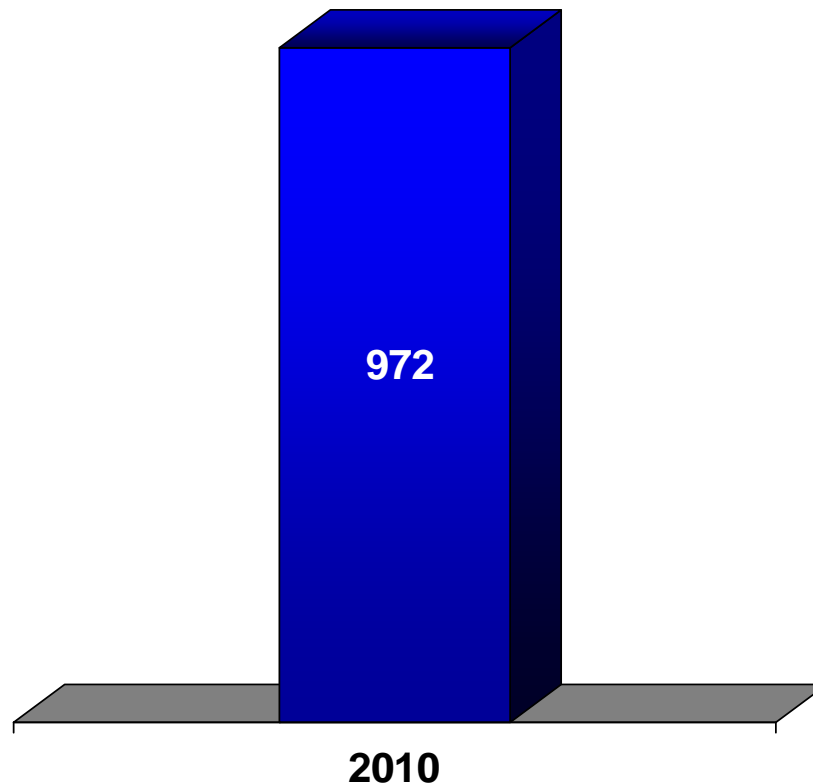


Public L. No. 111-117, Consolidated Appropriations Act of 2010, Sec. 516

(1) Firearm traces are designed to assist law enforcement authorities in conducting investigations by tracking the sale and possession of specific firearms. Law enforcement agencies may request firearms traces for any reason, and those reasons are not necessarily reported to the Federal Government. Not all firearms used in crime are traced and not all firearms traced are used in crime.

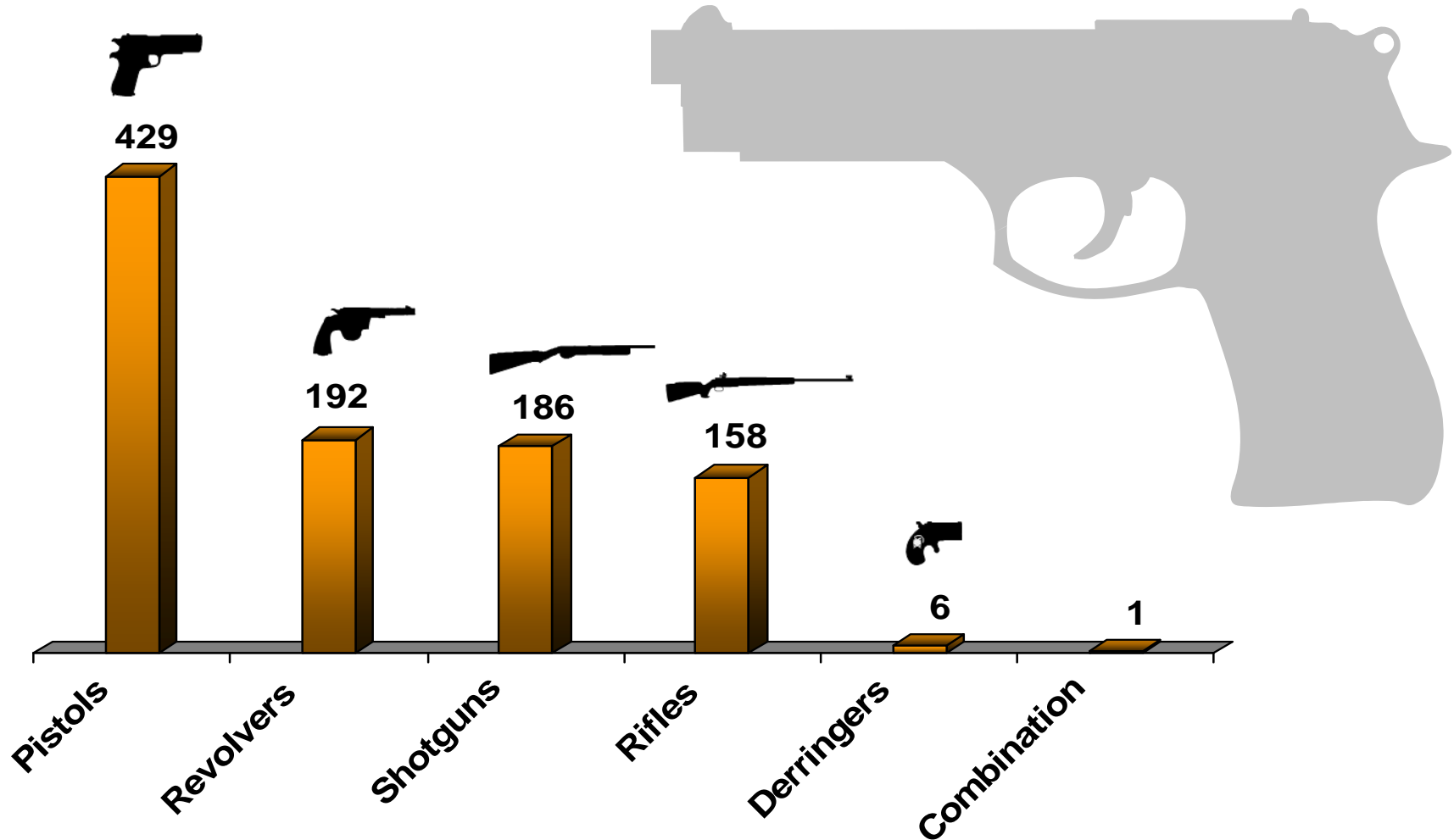
(2) Firearms selected for tracing are not chosen for purposes of determining which types, makes or models of firearms are used for illicit purposes. The firearms selected do not constitute a random sample and should not be considered representative of the larger universe of all firearms used by criminals, or any subset of that universe. Firearms are normally traced to the first retail seller, and sources reported for firearms traced do not necessarily represent the sources or methods by which firearms in general are acquired for use in crime.

Total Number of Firearms Recovered and Traced in Delaware by Calendar Year



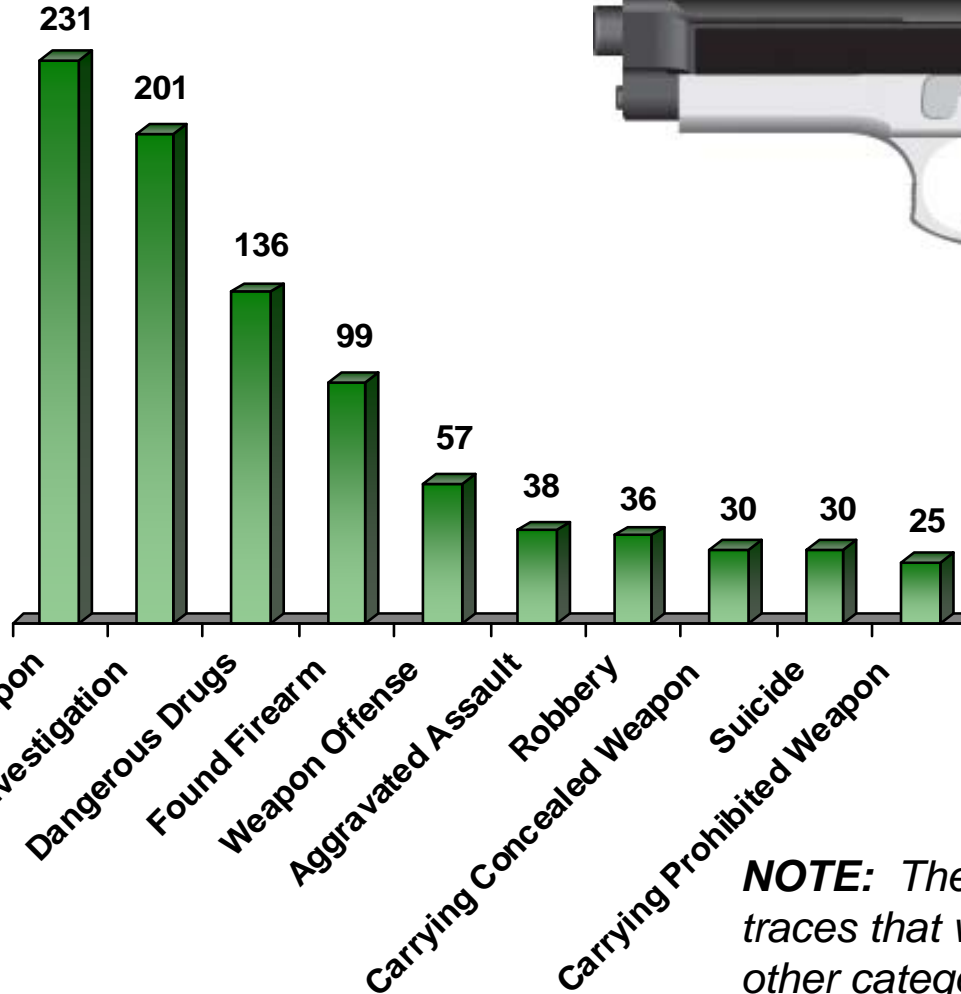
Firearm Types with a Delaware Recovery

January 1, 2010 – December 31, 2010



Top Categories Reported on Firearm Traces with a Delaware Recovery

January 1, 2010 – December 31, 2010

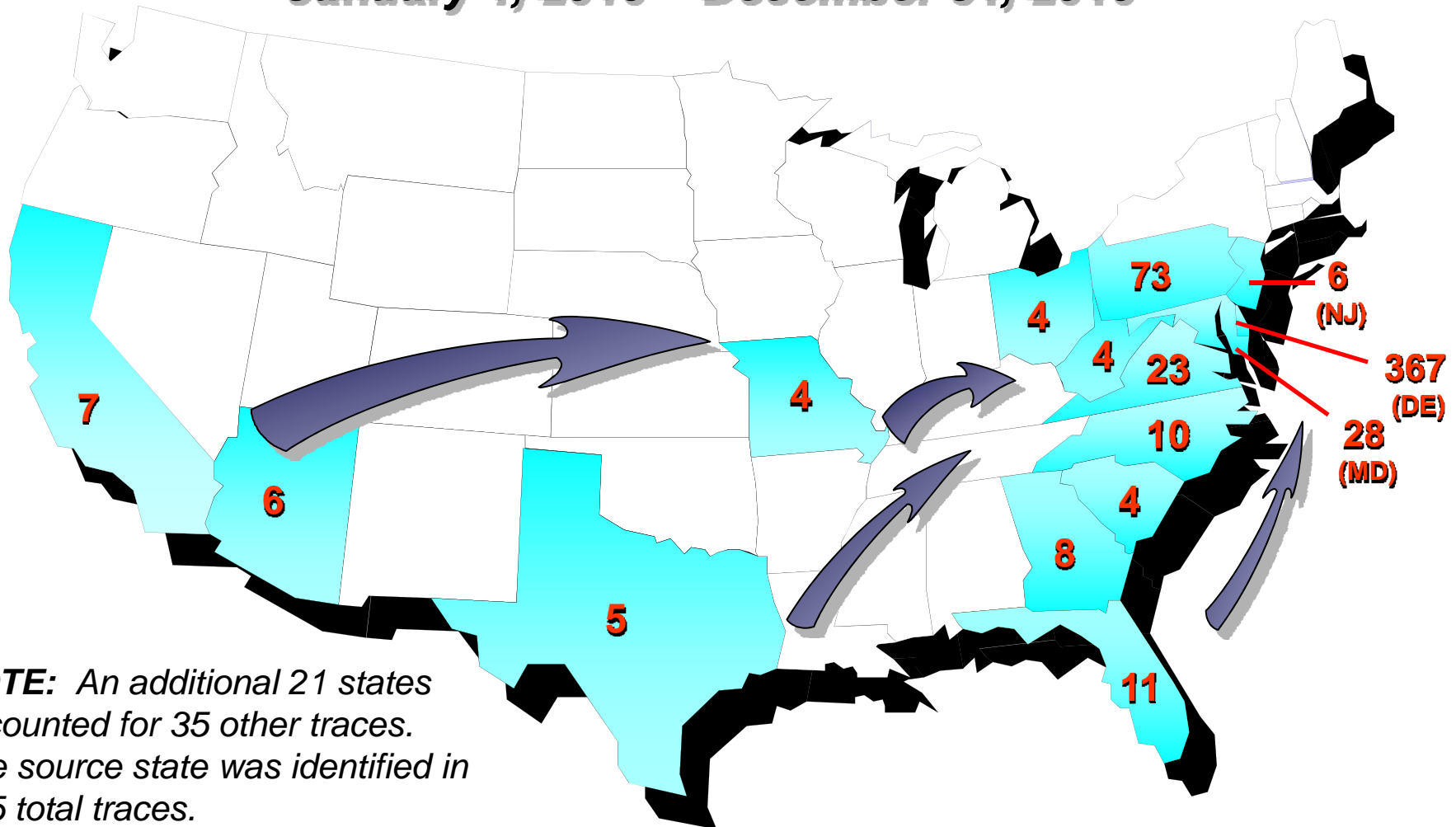


*A homicide category was reported on 13 traces.

NOTE: There were 89 additional traces that were associated with other categories.

Top 15 **Source** States for Firearms with a Delaware Recovery

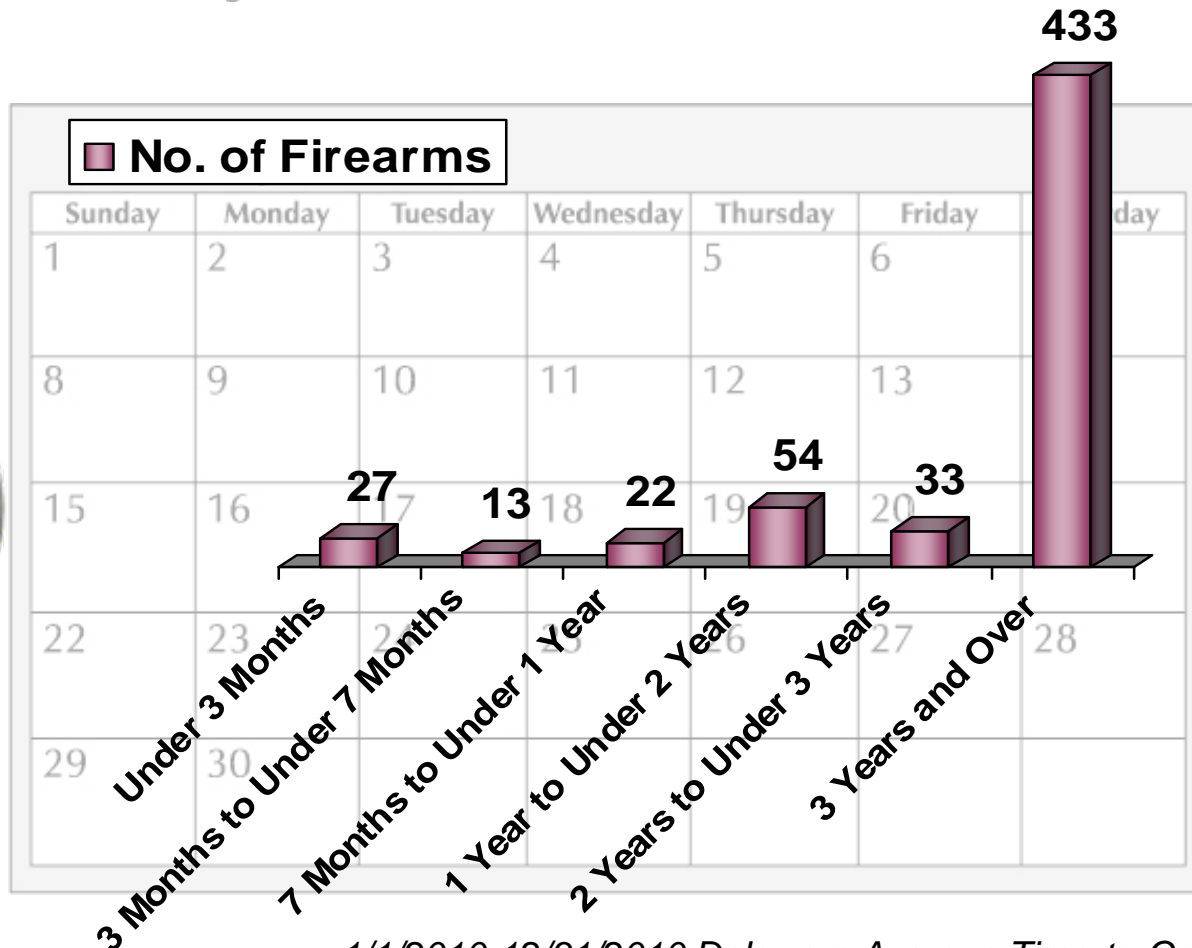
January 1, 2010 – December 31, 2010



NOTE: An additional 21 states accounted for 35 other traces. The source state was identified in 595 total traces.

Time-To-Crime Rates for Firearms with a Delaware Recovery

January 1, 2010 – December 31, 2010

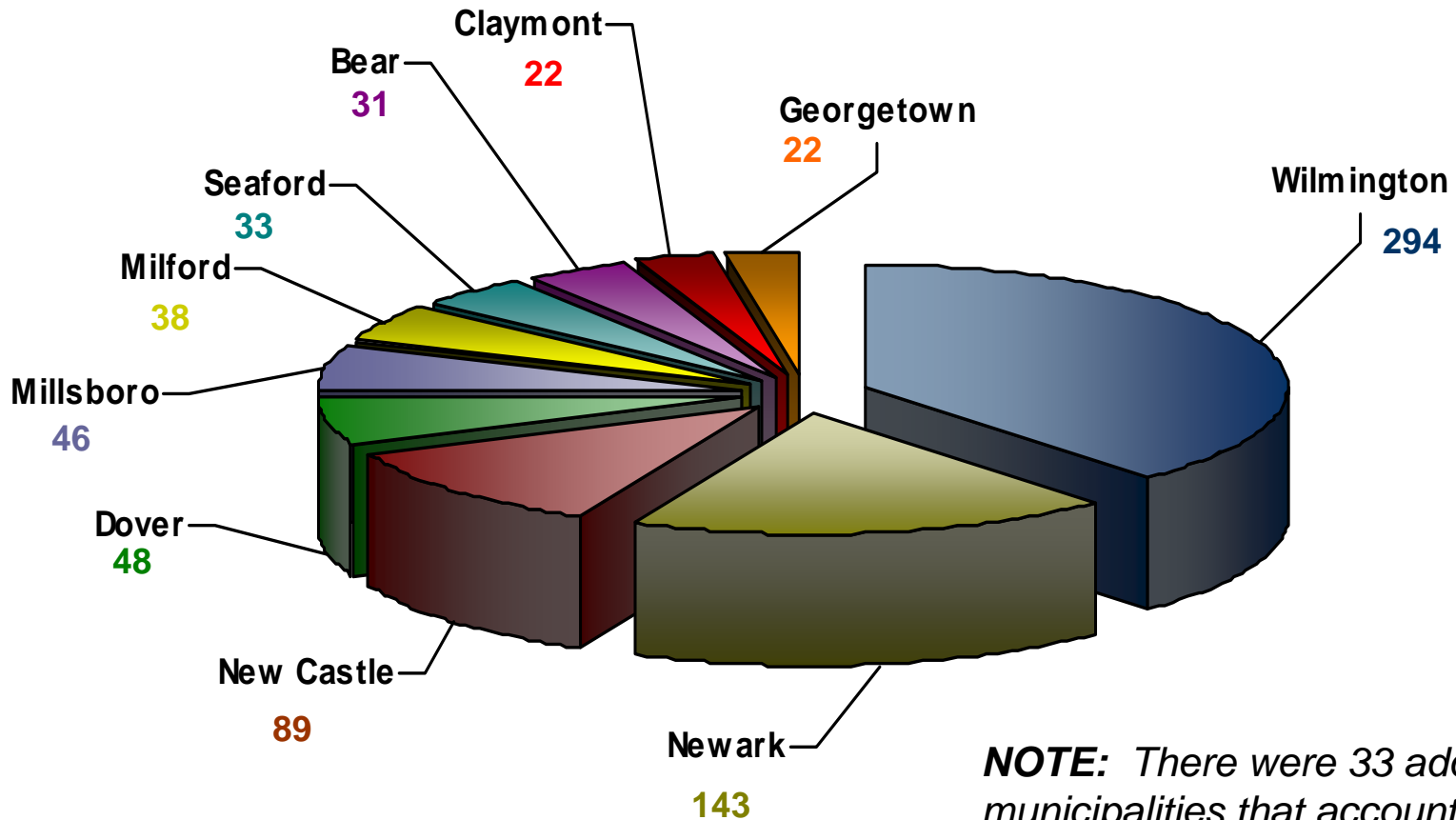


1/1/2010-12/31/2010 Delaware Average Time-to-Crime: **11.72 Years**

1/1/2010-12/31/2010 National Average Time-to-Crime: **10.94 Years**

Top Recovery Cities for Firearms with a Delaware Recovery

January 1, 2010 – December 31, 2010



NOTE: There were 33 additional municipalities that accounted for 204 other traces. The recovery city could not be determined for two traces.

Analytical Criteria Used to Compile the Enclosed Statistics

● Total Number of Firearms Recovered and Traced

- Includes traces with a recovery state of Delaware. Traces in which the recovery state was not provided were included when the requesting agency state was equal to Delaware.
- Includes Firearms Recovered and Traced between 1/1/2010 – 12/31/2010, or, if the recovery date was blank, the trace entry date was between 1/1/2010 – 12/31/2010.
- Duplicate traces, Firearms Not Recovered, Gun Buyback and Firearms Turned In are not included in this figure.
- Data was extracted from the Firearms Tracing System (FTS) on March 1, 2011.
- All traces may not have been submitted or completed at the time of this study.

● Firearm Types with a Delaware Recovery

- Includes same criteria as Total Number of Firearms Recovered and Traced.

● Top Categories Reported on Firearm Traces with a Delaware Recovery

- Includes same criteria as Total Number of Firearms Recovered and Traced. Beginning in CY 2010, attempted homicide, attempted suicide and negligent vehicular manslaughter are reported in separate categories.

● Top Source States for Firearms with a Delaware Recovery

- Includes same criteria as Total Number of Firearms Recovered and Traced.
- Traces must identify a purchaser and the state in which the final dealer is located.

● Time-to-Crime Rates for Firearms with a Delaware Recovery

- Includes same criteria as Total Number of Firearms Recovered and Traced.
- Traces must identify a purchaser.
- Time-to-Crime was calculated for those traces in which the purchase date could be subtracted from the recovery date.

● Top Recovery Cities for Firearms with a Delaware Recovery

- Includes same criteria as Total Number of Firearms Recovered and Traced.
- Includes traces with a recovery city, or, if the recovery city was not provided, the requesting agency had jurisdiction only within that city.