

SCOR

Special Care Organizational Record
for Children with Special Health Care Needs



■ Table of Contents

Introduction.....	1
In Case of an Emergency.....	5
Birth.....	8
All About Me.....	12
School and Employment.....	26
Medical Information	30
Care Providers	43
Support	47
Health Benefits and Insurance.....	53
Transitioning/Moving.....	57
Estate/Future Plan.....	60
Other Resources.....	71

■ Introduction

The Special Care Organizational Record (SCOR) for Children with Special Health Care Needs is specifically designed as an organizing tool for parents with children with special health care needs. It is intended to help track and organize your child's information to make it easier for someone to care for your child in your absence. The SCOR can be used to capture a variety of information, including your child's birth history, likes and dislikes, medical and educational information, insurance, and step-by-step action plans in case of an emergency. While the SCOR is organized into different sections, you are encouraged to reorganize it to accommodate your needs.

Please note that while the SCOR provides instructions for the care and keep of your child, it is not legally binding in any way. It also contains private information such as Social Security numbers, medical history/information, and insurance information. To maintain your family's privacy, keep your SCOR in a safe place.

The SCOR is available in Adobe Acrobat format, allowing you to type information directly into the forms. If you do not have your information readily available, save the SCOR and update it later or print the forms you need and fill them out by hand. You can order a hard copy from Military OneSource by visiting www.militaryonesource.com.

If you have any questions or comments about the SCOR for Children with Special Health Care Needs, please feel free to submit them through the [MilitaryHOMEFRONT Feedback](#) link located on the upper right corner of the MilitaryHOMEFRONT website home page at www.militaryhomefront.dod.mil.

SCORs for Children with Special Health Care Needs Guide

What is the SCOR for Children with Special Health Care Needs?

The SCOR is an organizing tool for families who have children with special health care needs. It is designed to help you keep track of relevant information regarding your child's health and care in the event that you are unable to provide the care yourself.

How can the SCOR help you?

In the process of caring for your child with special health needs, information and paperwork that must be readily accessible. The SCOR will help you organize this information and make it easier for you to quickly find what you need. It will also make it easier for you to share key information with your child's care providers.

Use the SCOR to

- track changes in your child's medicines or treatments;
- list telephone numbers for health care providers and community organizations;
- prepare for appointments;
- file information about your child's health history; and
- share new information with your child's primary doctor, public health or school nurse, daycare staff, and others caring for your child.

Some helpful hints for using your child's SCOR:

- Keep the SCOR where it is easy to find so it will always be on hand when you need it.
- Be mindful that the SCOR contains private information and should be kept in a safe place.
- Keep the SCOR as up-to-date as possible. Add new information to the SCOR whenever there is a change in your child's treatment.
- Bring the SCOR with you to appointments and hospital visits so that information you need will be close at hand.

SCORs for Children with Special Health Care Needs Guide (continued)

How do you set up your child's SCOR? Follow these steps:

STEP 1: Gather information you already have.

Gather any health information that you have about your child. This may include reports from recent doctor's visits, immunization records, a summary of a recent hospital stay, test results or informational pamphlets, etc.

STEP 2: Look through the pages of the SCOR.

Select the pages that you think will be most beneficial for tracking your child's health and care. Once you have determined what you need, print or collect only those pages to create your personalized SCOR.

STEP 3: Decide which information is most important to keep in the SCOR.

What information do you find yourself looking for often? What information do the care providers need when caring for your child? Include frequently referenced and important information in your portable SCOR and store additional, less critical information in a file drawer or box where you can find it if needed.

STEP 4: Put the SCOR together.

Organize the SCOR in a way that makes the most sense for you and your child. If you downloaded and printed the SCOR, here are some supplies that may help:

- 3-ring binder or large accordion envelope to hold papers securely (provided by Military OneSource if ordered from the website)
- Tabbed dividers for creating separate sections
- Pocket dividers for storing reports
- Plastic pages for storing business cards and photographs

Things to remember about the SCOR:

- While the SCOR does contain a lot of your child's medical history/information, it is not intended to replace official medical records.
- The SCOR is not legally binding in any way. It is intended to provide a place to start thinking about the care your child would receive if you were no longer able to provide it. However, you need to go through the proper legal protocol to make legally binding decisions.
- The SCOR contains private information (e.g., Social Security numbers, insurance information, medical history). It is imperative that you keep it in a safe place.

Resources

The Department of Defense Special Needs Parent Tool Kit Birth to 18 was designed to provide information for military families with children with special health care needs. The Tool Kit provides information regarding the services and support that are available to these families, as well as how to use them. The modules of the Tool Kit may provide you with additional information for your child’s SCOR. Below, SCOR sections are listed next to related Special Needs Parent Tool Kit module information.

To access the Special Needs Parent Tool Kit, visit the Special Needs/EFMP section of the MilitaryHOMEFRONT website at www.militaryhomefront.dod.mil/tf/efmp under “ToolBox.”

SCOR Section	Corresponding Module of Special Needs Parent Tool Kit
Birth, All About Me, Support	Module 1: Birth to Age Three
School and Employment	Module 2: Special Education (Please also review the Records and Tools section at the end of the Toolkit.)
Health Benefits and Insurance	Module 3: Health Benefits
Transitioning/Moving, In Case of an Emergency, Estate/Future Plan	Module 4: Families in Transition
Support, Child Advocacy	Module 5: Advocating for your Child
Other Resources/Websites	Module 6: Resources and Support

■ In Case of an Emergency

Emergency Quick Glance

Name:	
Date of Birth:	Blood Type:
Address:	
Phone:	
Diagnosis(es): (For more on diagnoses, refer to the "Current Medical Diagnoses" sheet in the Medical Information Section.)	

Emergency contacts: (List in order of who should be contacted first to last.)

Name	Relationship	Cell Phone	Work Phone	Evening Phone

Current medications: (For more on medications, refer to the “Medication History Tracking” sheet in the Medical Information Section.)

Start Date	Stop Date	Medication (brand/generic)	Prescribed by	Dose/Route	Time Given	Reason for Medication

Medication allergies: (For more on allergies, refer to the “Food and Other Allergies” sheet in the All About Me Section.)

Allergen	Allergic Reaction	How To Respond

In Case of an Emergency: Emergency Plan

Use the tables below to list health-related or other emergencies that may occur and how the emergency should be handled (e.g., if your child is epileptic and has a seizure or your child becomes combative under certain circumstances).

What Might Happen:
What To Do:
Step 1:
Step 2:
Step 3:
Step 4:
Other:

What Might Happen:
What To Do:
Step 1:
Step 2:
Step 3:
Step 4:
Other:

■ Birth

Personal Information

Name:		Prefers to be Called:	
Date of Birth:		SSN:	Blood Type:
Caregivers:			
Location of Birth Certificate:			
Location of Social Security Card:			
Address:			
Phone:	Fax:	County:	
Mother's Name:	SSN:	Sponsor (Yes/No):	
Address:			
Daytime Phone:	Cell Phone:	Evening Phone:	
Father's Name:	SSN:	Sponsor (Yes/No):	
Address:			
Daytime Phone:	Cell Phone:	Evening Phone:	

Birth: Personal Information (continued)

Sibling's Name:	Date of Birth:
Sibling's Name:	Date of Birth:
Sibling's Name:	Date of Birth:
Other Household Members:	
Language Spoken at Home:	
Other Languages:	

Birth: Birth History

Birth Location:
Complications During Birth:
Neonatal Hospitalization:

Diagnosis(es):

MM/DD/YY	Diagnosis(es)

Surgical Procedures:

MM/DD/YY	Surgical Procedures	Results

Note: Space is provided on the following page for any additional comments concerning Diagnosis and Surgeries. Include a copy of the Individualized Family Service Plan (IFSP) in this section.

All About Me: Daily Routine

If you have a plan of care, please insert it here.

Daily treatments (e.g., respiratory treatment, O₂, vent, trach, g-tube, etc.) include:

Vital signs:

Respiratory treatment:

All About Me: Daily Routine (continued)

Bowel/bladder routine:

Adaptive equipment (W/C, braces, splints, speech devices):

Medications:

Medication	Dose	When to Administer

All About Me: Describe a Typical Day

Provide a description of your child's daily routine throughout the week including when he or she wakes up and goes to sleep, takes naps, has mealtimes, when medications should be taken, as well as bathing and grooming information:

Day	Routine
Sunday	
Monday	
Tuesday	
Wednesday	
Thursday	
Friday	
Saturday	

All About Me: Personal Care

List tasks that your child is able to do independently (e.g., eating, bathing, toileting, dressing):

List tasks for which your child requires assistance (e.g., eating, bathing, toileting, dressing) and the kind of assistance that should be provided:

List tasks that your child may try to do independently that could endanger him or her:

List other information related to personal care that would be helpful to those providing care for your child (e.g., shoe and clothing sizes, menstrual cycle):

All About Me: Food Preferences

List foods that your child particularly enjoys and/or dislikes:

Likes	Dislikes

Typical daily diet:

Meal	Preferred Foods/Drinks
Breakfast	
Lunch	
Dinner	
Snack	

All About Me: Food Preferences (continued)

Favorite restaurants and preferred meals:

Restaurant	Preferred Meals	Additional Information (e.g., favorite server, routines before or after the meal)

Average total caloric intake/day: _____

Average total water/day: _____

Food taken by: Mouth G-tube GJ tube NG NJ

Note: It might be helpful to make a video for care providers of how your child eats/takes in nourishment and any routines surrounding meals.

Size of tube: _____

Uses _____

to communicate wants and needs (e.g., picture book or communication board). If necessary, briefly describe how to use the communication device with your child.

Note: It might be helpful to make a video for care providers of your child using his or her communication device.

All About Me: Diet Tracking Form

Week of:							Weight:	
Date Checked:								
	Sunday	Monday	Tuesday	Wednesday	Thursday	Friday	Saturday	
6am								
7am								
8am								
9am								
10am								
11am								
12pm								
1pm								
2pm								
3pm								
4pm								
5pm								
6pm								
7pm								
8pm								

All About Me: Leisure Activities and Social Experiences

List any leisure activities that your child particularly enjoys or dislikes.

TV shows/movies/video games:

Likes	Dislikes

Music/books:

Likes	Dislikes

All About Me: Leisure Activities and Social Experiences (continued)

Hobbies/activities in the home:

Likes	Dislikes

Leisure activities/clubs outside the home:

Name of Club:	Name of Club:
Contact Person:	Contact Person:
Phone:	Phone:
How Often:	How Often:
Other Notes:	Other Notes:

All About Me: Leisure Activities and Social Experiences (continued)

Vacation/traveling:

Likes	Dislikes

Desired places to visit in the future:

Special interests:

Situations that make your child uncomfortable:

All About Me: Pets and Service Animals

Include service animal's license and shot record here.

Pet(s):

Pet's Name	Type of Animal	Notes About Pet Care

Any additional notes about the pet(s):

Service animal(s):

Service Animal's Name	Type of Animal	How the Animal Helps Me	Notes About Service Animal Care

Any additional notes about the service animal:

School and Employment: School Evaluations and Discipline

Include any evaluations here (e.g., school district evaluations, independent evaluations).

Year	School	Evaluation	Comments

List any disciplinary actions received at school (e.g., suspension, detention).

Year	School	Disciplinary Action	Reason

School: Education Plans

Please attach copy of Individualized Education Program (IEP) or Individual Habilitation Plan (IHP).

School information:

School Name:		School Phone:	
Teacher:		School Nurse:	
School OT:	Phone:	Frequency:	
School PT:	Phone:	Frequency:	
School ST:	Phone:	Frequency:	

Vocational Experience

List work potential below. What kinds of employment support, if any, is received and from which agencies?

Year	Company	Supervisor	Contact	Comments

Vocational Experience (continued)

List capabilities, skill level, and other pursuable opportunities.

--

Current Employment and Employment History

Current place of employment:

Contact person:
Address:
Phone:
Hours/days worked:

Employment history:

--

■ Medical Information

Medication History Tracking Sheet

Start Date	Stop Date	Medication (brand/generic)	Prescribed by	Dose/Route	Time Given	Reason for Medication

Briefly note any medication allergies ([refer to the Allergies chart on page 19 for more information](#)):

Medical Information: Pharmacist

Name:	Phone:
Email:	
Address:	

Name:	Phone:
Email:	
Address:	

Name:	Phone:
Email:	
Address:	

Name:	Phone:
Email:	
Address:	

Medical Information: Immunization Records

Include the date when the listed immunizations were received. Use the remaining blocks at the bottom as necessary.

DtaP	1.	2.	3.	4.	5.
DT	1.	2.			
Polio	1.	2.	3.	4.	
HIB	1.	2.	3.	4.	
Pprevnar	1.	2.	3.	4.	
MMR	1.	2.			
Varicella	1.				
HBV	1.	2.	3.		
TB					
Flu					
Other					
Other					
Other					

Below, note any reactions to shots/immunizations.

Shot/Immunization	Reaction	Treatment

Medical Information: Family Medical History

Check the box if one or more family members have had one of these health conditions and note how they are related.

Condition	Relative	Condition	Relative
<input type="checkbox"/> Cardiac		<input type="checkbox"/> Diabetes	
<input type="checkbox"/> Hypertension		<input type="checkbox"/> Blood	
<input type="checkbox"/> Renal		<input type="checkbox"/> Ear	
<input type="checkbox"/> Tuberculosis		<input type="checkbox"/> Thyroid	
<input type="checkbox"/> Gastro-intestinal		<input type="checkbox"/> Vision	
<input type="checkbox"/> Cancer		<input type="checkbox"/> Psychological	
<input type="checkbox"/> Allergy		<input type="checkbox"/> Auto Immune	
<input type="checkbox"/> Orthopedic		<input type="checkbox"/> _____	
<input type="checkbox"/> Lung		<input type="checkbox"/> _____	

Additional family information:

Name	Date of Birth	Health
Mother:		
Father:		
Sibling:		
Sibling:		
Sibling:		
Sibling:		
Sibling:		

Medical Information: Equipment/Supplies (continued)

List any equipment that your child has specifically received through the school. Include when it has to be returned and any other parameters regarding use of the equipment. A copy of the IEP can be beneficial in this section as well because you may be required to return assistive technology received through the school when you leave the school district:

Item	School and Year	Contact	Due Date

List any other notes that you feel are relevant regarding any equipment your child needs:

Medical Information: Medical Providers

Primary Care Manager (PCM):			
Military Treatment Facility (MTF):			
Address:			
Email:	Phone:	Fax:	
<hr/>			
Civilian Hospital:			
Address:			
Email:	Phone:	Fax:	
<hr/>			
Dentist:			
Address:			
Email:	Phone:	Fax:	
<hr/>			
Nursing Agency:		Contact Person:	
Address:			
Email:	Phone:	Date of first visit:	
# of hours approved:	Day:	Night:	Weekend:
<hr/>			

Medical Information: Medical Providers (continued)

Nutritionist:		
Address:		
Email:	Phone:	Date of first visit:

Physical Therapist:		
Address:		
Email:	Phone:	Date of first visit:

■ Care Providers

Provider Information

Social Worker:		
Address:		
Email:	Phone:	Date of First Visit:

Speech Therapist:		
Address:		
Email:	Phone:	Date of First Visit:

Occupational Therapist:		
Address:		
Email:	Phone:	Date of First Visit:

Specialist:	Specialty:	
Address:		
Email:	Phone:	Fax:

Specialist:	Specialty:	
Address:		
Email:	Phone:	Fax:

Care Providers: Outpatient Therapy

Therapy:		Therapist:	
Address:			
Email:	Phone:	Frequency:	

Therapy:		Therapist:	
Address:			
Email:	Phone:	Frequency:	

Therapy:		Therapist:	
Address:			
Email:	Phone:	Frequency:	

Care Providers: Case Manager(s)

Case Manager:		Agency:
Address:		
Email:	Phone:	Fax:
Please attach the plan of care provided by the Case Manager.		
Notes:		

Case Manager:		Agency:
Address:		
Email:	Phone:	Fax:
Please attach the plan of care provided by the Case Manager.		
Notes:		

Case Manager:		Agency:
Address:		
Email:	Phone:	Fax:
Please attach the plan of care provided by the Case Manager.		
Notes:		

Care Providers: Transportation (To and From Medical Therapy Appointments)

Contact Person:		
Agency:		
Address:		
Email:	Phone:	Fax:

Contact Person:		
Agency:		
Address:		
Email:	Phone:	Fax:

Contact Person:		
Agency:		
Address:		
Email:	Phone:	Fax:

■ Support

Early Intervention Services

Developmental Center:		Start Date:	
Agency:			
Address:			
Email:	Phone:	Fax:	

Family Resources Coordinator:		Start Date:	
Agency:			
Address:			
Email:	Phone:	Fax:	

Note: A copy of your Individual Family Services Plan can be kept here or in the “Birth” section.

Support: Family Support Resources

Exceptional Family Member Program Point of Contact: _____

Note: To locate an EFMP service provider in your area visit, www.militaryinstallation.dod.mil.

Contact Person:		
Address:		
Email:	Phone:	Fax:
Parent Group:		
Contact Person:		
Address:		
Email:	Phone:	Fax:
Religious Organization:		
Contact Person:		
Address:		
Email:	Phone:	Fax:
Service Organization:		
Contact Person:		
Address:		
Email:	Phone:	Fax:
Counseling Services:		
Contact Person:		
Address:		
Email:	Phone:	Fax:

Support: Child Care Support

Child Care Provider:		Start Date:
Contact Person:		
Address:		
Email:	Phone:	Fax:

Child Care Provider:		Start Date:
Contact Person:		
Address:		
Email:	Phone:	Fax:

Child Care Provider:		Start Date:
Contact Person:		
Address:		
Email:	Phone:	Fax:

Note: Include any relevant child care documents (such as the SNRT paperwork) in this section

Support: School Support

School:		Start Date:
Address:		
Phone:	Fax:	
Contact Person/Title:		
Email:	Phone:	Fax:
Contact Person/Title:		
Email:	Phone:	Fax:

Support: Respite Care

Respite Care Provider:		Start Date:
Contact Person:		
Agency:		
Address:		
Email:	Phone:	Fax:

Respite Care Provider:		Start Date:
Contact Person:		
Agency:		
Address:		
Email:	Phone:	Fax:

Respite Care Provider:		Start Date:
Contact Person:		
Agency:		
Address:		
Email:	Phone:	Fax:

NOTE: If this care is to be covered by TRICARE, is the provider a TRICARE authorized provider? Has the Managed Care Support Contractor authorized this respite care? Keep a copy of your respite care applications and any related documentation in this section.

Support: Child Advocates

List individuals, advocates, and/or service providers who are important to your child's well-being and are not otherwise listed in this document:

Name:		
Address:		
Email:	Phone:	Fax:
Note what he or she does for or with your child:		

Name:		
Address:		
Email:	Phone:	Fax:
Note what he or she does for or with your child:		

Name:		
Address:		
Email:	Phone:	Fax:
Note what he or she does for or with your child:		

■ Health Benefits and Insurance

TRICARE

Use this link to help find a local TRICARE Service Center (TSC):

www.tricare.mil/contactus

TRICARE Regional Office (TRO):		
Address:		
City:	State:	Zip:
Phone:	Email:	
TRICARE Service Center:		
Address:		
City:	State:	Zip:
Phone:	Email:	
Beneficiary Counseling and Assistance Coordinator (BCAC):		
Address:		
City:	State:	Zip:
Phone:	Email:	
Debt Collections Assistance Officer (DCAO):		
Address:		
City:	State:	Zip:
Phone:	Email:	

Health Benefits and Insurance: TRICARE Dental Program

Use this website to find information regarding basic dental program benefits, the address for filing claims, enrollment information, and a directory of network dentists:

www.tricareprogram.com/tdptws/home.jsp

Dentist Name:		
Address:		
City:	State:	Zip:
Phone:	Email:	

Orthodontist:		
Address:		
City:	State:	Zip:
Phone:	Email:	

Note: On July 1, 2007, TRICARE implemented coverage for anesthesia services and associated costs for dental treatment for beneficiaries with developmental, mental, or physical disabilities, and children age five and under. The services require preauthorization through the regional TRICARE contractors (www.tricare.mil/mybenefit). The change in this benefit does not provide coverage for the actual dental care services. Coverage for dental care services is available through the TRICARE Dental Program and the TRICARE Retiree Dental Program.

Health Benefits and Insurance: Insurance Information

Please note all other insurance providers.

Name of Other Insurance:		
Policy Number:		
Contact Person/Title:		
Address:		
Email:	Phone:	Fax:
Case Manager:		
Email:	Phone:	Fax:

Name of Other Insurance:		
Policy Number:		
Contact Person/Title:		
Address:		
Email:	Phone:	Fax:
Case Manager:		
Email:	Phone:	Fax:

Name of Other Insurance:		
Policy Number:		
Contact Person/Title:		
Address:		
Email:	Phone:	Fax:
Case Manager:		
Email:	Phone:	Fax:

■ Transitioning/Moving

Transitioning/Moving Checklist

Use this checklist to help organize your move. Add to it to meet your specific needs.

Arrangements

- Service animal travel and requirements
- Emergency telephone numbers (relief societies, American Red Cross, physician)
- Accessible lodging arrangements
- Power for medical equipment while traveling
- Vehicle trailer for transporting necessary support equipment and supplies

Air Travel Arrangements

- Notice for special accommodation for air travel (forty-eight hours notice)
- Assistance with boarding, deplaning, and making connections
- Additional fee for oxygen
- Be prepared to provide battery (dry and wet cell) information
- On-board wheelchairs
- Record height, width, and depth of wheelchair
- Accessible vehicle transportation at the destination

Preparation for Packing

- Prepare first aid kit
- Prepare a travel entertainment backpack
- Locate medical documents to hand-carry
- Locate dental documents to hand-carry
- Locate special education Individualized Education Program (IEP) paperwork to hand-carry
- Locate military and medic alert ID cards
- Locate medical supplies
- Medications (try to have enough medications to last you for the next three months)

Packing

- Medical supplies
- Medications
- Medical equipment, e.g., nebulizer, portable suction machine
- School documents
- IEP paperwork
- Section 504
- Teacher observations/recommendations

Packing (continued)

- Legal documents
- Special bedding
- Positioning or body support cushions
- Child/adult diapers and cleansing cloths
- Washcloths, towels, and extra sheets if needed
- Garbage bags for soiled diapers and cloths
- First aid kit
- Special food items
- Assistive technology devices and battery chargers
- Important phone numbers
- Arrival checklist (see Plan my Move calendar at <http://apps.mhf.dod.mil/pls/psgprod/f?p=MHF:RELO:0>)
- Military IDs
- Handicapped parking placard
- Medical Alert jewelry or cards
- Bath chair (remember it may take a few weeks for you to receive your household goods)
- Hoyer Lift
- Wheelchair or scooter
- Wheelchair tray
- Wheelchair battery charger
- Wheelchair transfer board
- Weather protection
- Eating and drinking utensils
- Bibs
- Service animal rabies tag
- Service animal license
- Service animal food and bowls
- Medications, if necessary
- Disposable bags
- Favorite toys for service animal
- Extra harness
- _____
- _____
- _____
- _____
- _____
- _____
- _____
- _____
- _____
- _____
- _____

Transitioning/Moving: Transportation When Moving

Note which forms of transportation are NOT acceptable for your child when moving and provide a brief explanation:

Note any lodging-related needs when traveling with your child (e.g., must be wheelchair accessible (to include the shower stall), TTY/TDD telephone):

Other notes regarding transitioning/moving:

NOTE: Speak with your installation Household Goods/Transportation Office regarding the shipment of required medically necessary equipment. Required medical equipment must be certified by an appropriate Uniformed Services health care provider as necessary for the medical treatment of the authorized family member.

■ Estate/Future Plan

Letter of Intent

It might be difficult to consider that, at some point, illness may prevent you from continuing to provide care for your child. It is even harder to consider that your child may outlive you. You have provided a level of care that you would want to ensure continued.

This section is intended to help you organize information and plans in the event that someone would have to take over your care giving responsibilities. It can be used to facilitate discussion among your family members or to organize your own thoughts.

Estate/Future Plan: Family Information

Mother's Name:	Maiden Name:
SSN:	
Address:	
Phone numbers:	
Email:	

Father's Name:
SSN:
Address:
Phone numbers:
Email:

Sibling's Name:
Sibling's Spouse:
Address:
Phone numbers:
Email:

Estate/Future Plan: Family Information (continued)

Siblings's Name:
Sibling's Spouse:
Address:
Phone numbers:
Email:

Siblings's Name:
Sibling's Spouse:
Address:
Phone numbers:
Email:

Siblings's Name:
Sibling's Spouse:
Address:
Phone numbers:
Email:

Estate/Future Plan: Informing Other Family Members

If you have established a Special Needs Trust for your child, note whether other family members have been told about it to ensure that they are aware of the option of leaving money or contributing to the Trust.

Relative's Name:				
Address:				
Phone:			Email:	
Notified:	Yes	No	Date Notified:	Method of Notification:

Relative's Name:				
Address:				
Phone:			Email:	
Notified:	Yes	No	Date Notified:	Method of Notification:

Relative's Name:				
Address:				
Phone:			Email:	
Notified:	Yes	No	Date Notified:	Method of Notification:

Relative's Name:				
Address:				
Phone:			Email:	
Notified:	Yes	No	Date Notified:	Method of Notification:

Estate/Future Plan: Living Arrangements for Your Child in the Future

Where and in what type of situation would the family member prefer to live? Alone or with roommates? Which neighborhood? How much supervision will be necessary?

First Choice of Future Residential Provider

Name: _____

Phone Number: _____

Second Choice of Future Residential Provider

Name: _____

Phone Number: _____

If currently in a supported living environment, list the following information:

Home Manager Name: _____

Phone Number: _____

Case Manager Name: _____

Phone Number: _____

Estate/Future Plan: Financial Information

BANK		
Company:		Phone:
Branch Location:		
Checking Account Number:	Savings Account Number:	Safety Deposit Box:
Contact Person/Title:		
Email:	Phone:	Fax:

BANK		
Company:		Phone:
Branch Location:		
Checking Account Number:	Savings Account Number:	Safety Deposit Box:
Contact Person/Title:		
Email:	Phone:	Fax:

LIFE INSURANCE		
Company:		Phone:
Policy Number:		
Where Policy is Located:		
Insurance Company Location:		
Contact Person/Title:		
Email:	Phone:	Fax:

Estate/Future Plan: Financial Information (continued)

LIFE INSURANCE		
Company:	Phone:	
Policy Number:		
Where Policy is Located:		
Insurance Company Location:		
Contact Person/Title:		
Email:	Phone:	Fax:

BURIAL POLICY		
Funeral Home:	Phone:	
Cemetery:	Phone:	
Policy Number:		
Where Policy is Located:		
Contact Person/Title:		
Email:	Phone:	Fax:
Specific Instructions:		

Estate/Future Plan: Guardianship

Letters of Guardianship have been approved by:	
Judge:	Date:
Approved Guardian's Name:	
Relationship:	
Address:	
Phone:	Fax:

Approved Successor Guardian's Name:	
Relationship:	
Address:	
Phone:	Fax:

Approved Successor Guardian's Name:	
Relationship:	
Address:	
Phone:	Fax:

Guardian Ad Litem's Name:	
Email:	
Address:	
Phone:	Fax:

Note: Keep a copy of all relevant court documents in this section.

Estate/Future Plan: Guardianship (continued)

If a guardian has not yet been appointed, list in order of preference the people who you would like to serve as guardian, should guardianship prove necessary in the future. Include name, address, phone number, and the person’s relationship to the special needs family member.

Name	Address	Phone Number	Relationship

Planning Ahead: Advance Directive Quick Glance

This is not an Advance Directive and should not be used as a legally binding document. Rather, this page provides you with some things to consider when developing an Advance Directive. Be sure to include a copy of the official Advance Directive with this sheet in the SCOR.

Have you spoken about your wishes with your:

- Family Physician(s) Friends
 Clergy Attorney Case Manager

Does the person(s) you have appointed to make decisions on your behalf understand your wishes?

Yes No

Have you spoken to this person about your current and future medical care?

Yes No

Is the person(s) you have appointed to make decisions on your behalf aware of your “Do Not Resuscitate (DNR) Order” if you have one?

Yes No

Have you given a copy of your completed and signed advanced directive to the person(s) you have appointed to make decisions on your behalf?

Yes No

Contact Information

The Person You Have Appointed To Make Decisions On Your Behalf

Name:
Address:
Email:
All Telephone Numbers:

Alternate Person's Contact Information (if applicable)

Name:
Address:
Email:
All Telephone Numbers:

Contact Information (continued)

Attending Physician's Contact Information

Name:
Address:
Email:
All Telephone Numbers:
Fax:

Secondary Physician's Contact Information (If available):

Name:
Address:
Email:
All Telephone Numbers:
Fax:

Additional Resource:

U.S. Living Will Registry (www.uslivingwillregistry.com/forms.shtm): This website provides Advance Directive information for each state.

■ Other Resources

MilitaryHOMEFRONT: www.militaryhomefront.dod.mil/

MilitaryHOMEFRONT is the official Department of Defense website for quality of life information and resources. Sections tailored to meet the specific and unique needs of Leadership, Troops and Family Members, and Service Providers, MilitaryHOMEFRONT provide current, reliable, and easily accessible information for the military community. Whether you live the military lifestyle or support those who do, you'll find what you need! Information specific to special needs family members and the Exceptional Family Member Program (EFMP) can be found at <http://www.militaryhomefront.dod.mil/efm>.

HOMEFRONTConnections: <https://apps.mhf.dod.mil/homefrontconnections>

HOMEFRONTConnections is a Department of Defense social networking environment designed for those who are in the military, in a military family, or who support the military and their families. Within the password protected site, group (or "Communities") can share best practices, post pictures and videos, or just share information about the work they are doing. Families can also use the site to meet each other or to establish online family readiness groups.

Plan My Move: www.militaryhomefront.dod.mil/tf/movingand relocation

Plan My Move, available through MilitaryHOMEFRONT, is a set of online organizational tools designed to make frequent moves easier and less disruptive for service members and families. Available tools include a customizable calendar, to-do lists, departure and arrival checklists, installation overviews, and installation-specific information on a number of topics, such as education, transportation, child care, and employment. This site is easy to use and provides quick information and results.

Military OneSource: www.militaryonesource.com

Military OneSource provides information and resources to help balance work and family life. Consultants are available twenty-four hours a day, seven days a week by phone, online, or via email offering personalized support to any service or family member.

TRICARE: www.tricare.mil

The TRICARE website provides information about military health plans, military treatment facilities, and other TRICARE resources.

Exceptional Family Member Program links by branch:

[Army](#) | [Marine Corps](#) | [Navy](#) | [Air Force](#) | [Coast Guard](#) | [National Guard](#)

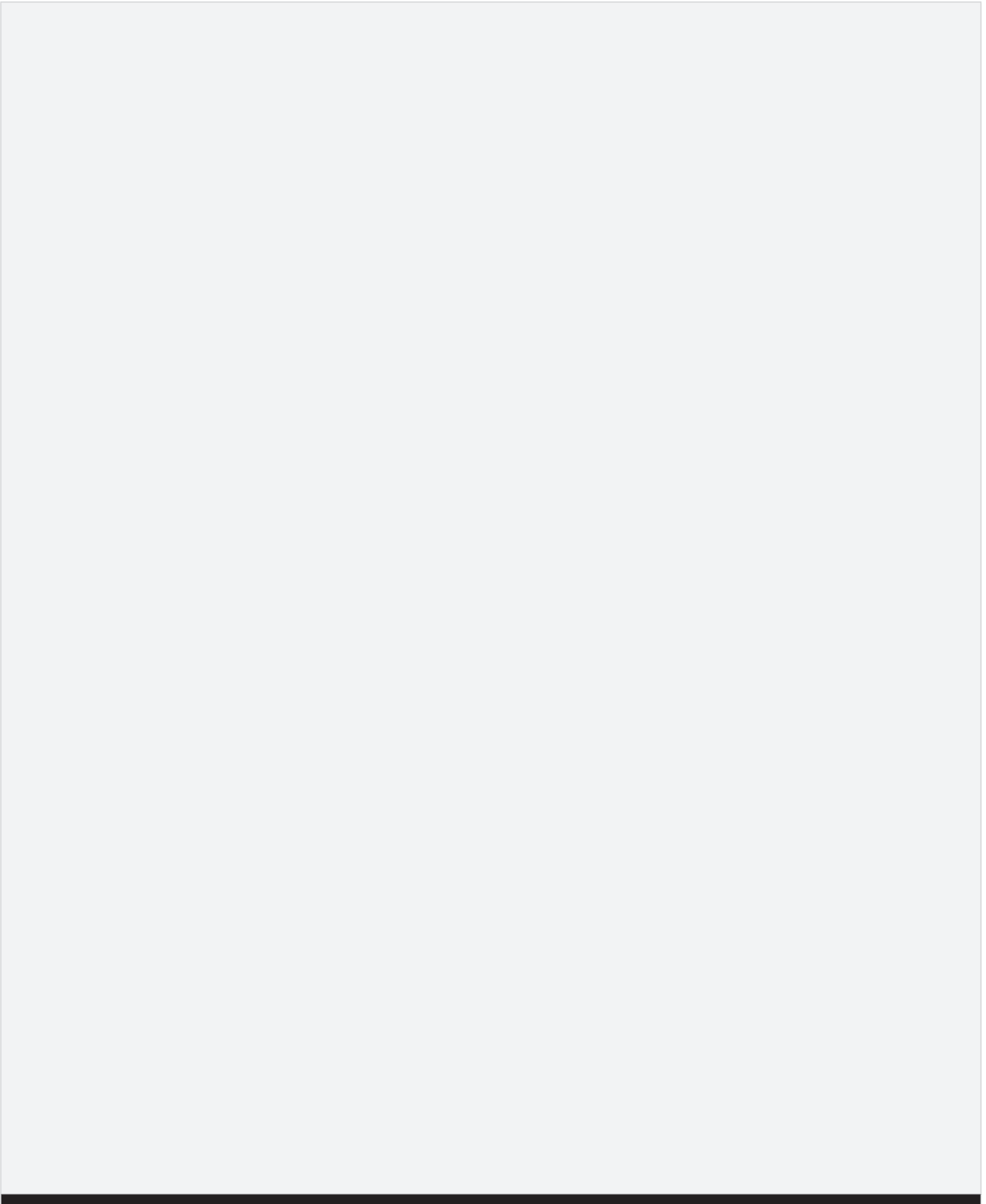
For branch specific EFMP information, visit www.militaryhomefront.dod.mil. Enter "EFMP" and your branch of service in the search bar. For National Guard EFMP information visit, www.guardfamily.org.

RELEVANT FORMS

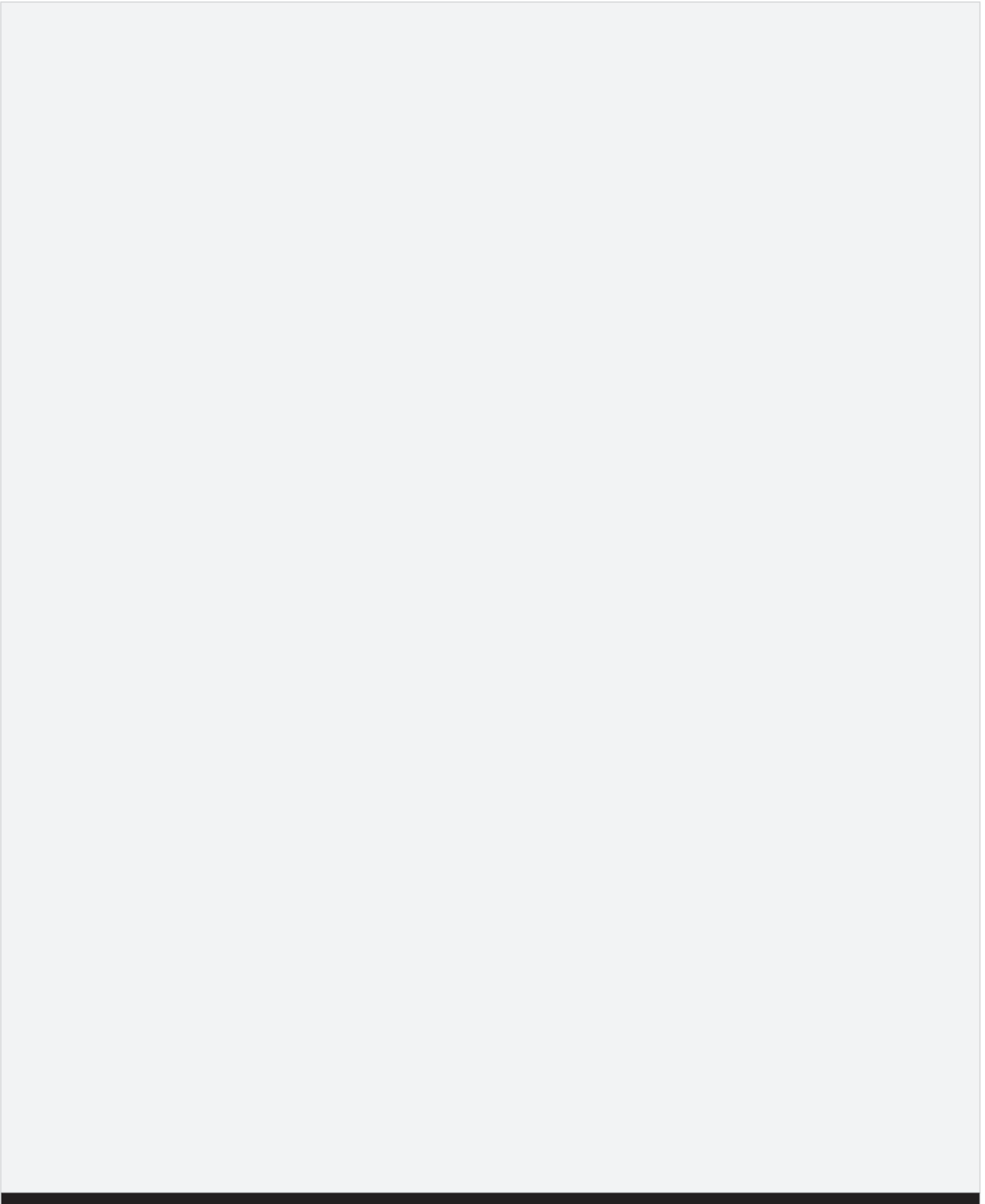
DD Form 2792, Exceptional Family Member Medical Summary can be found at www.dtic.mil/whs/directives/infomgt/forms/forminfo/forminfo2336.html.

DD Form 2792-1, Exceptional Family Member Special Education/Early Intervention Summary can be found at www.dtic.mil/whs/directives/infomgt/forms/forminfo/forminfo2581.html.

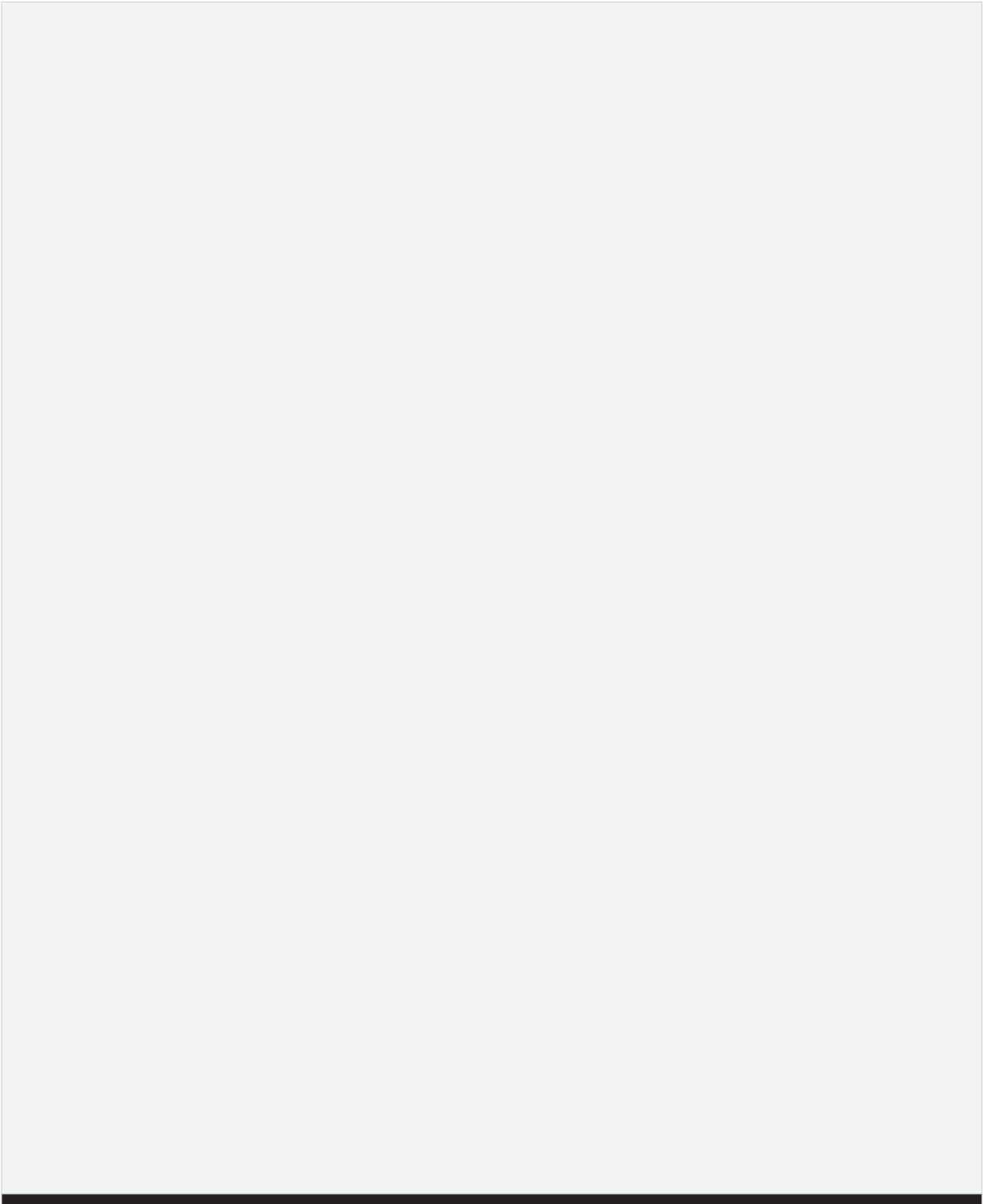
■ Additional Notes



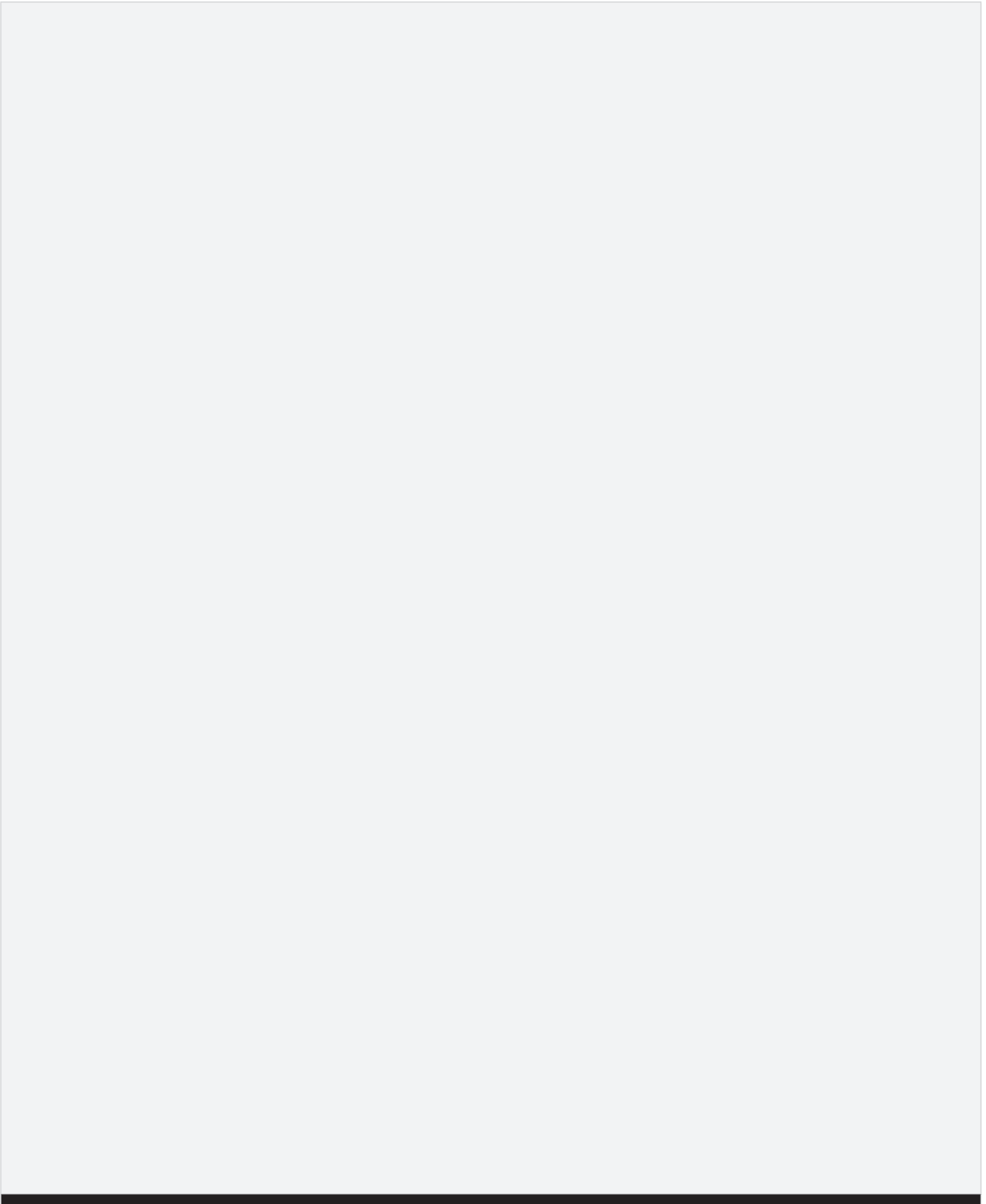
■ Additional Notes



■ Additional Notes



■ Additional Notes





Created for you by the Department of Defense
Exceptional Family Member Program



Providing policy, tools, and resources to further enhance the quality of life of service members and their families.