

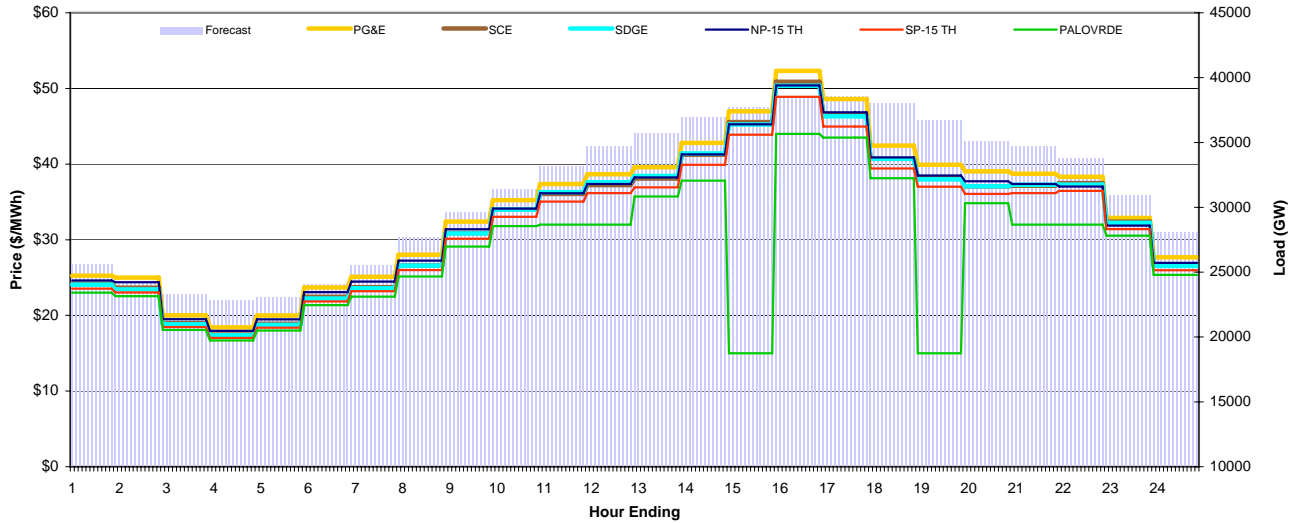
CAISO Daily Report

Wednesday July 01, 2009

Price Color Codes: <=0 >=100 >=200

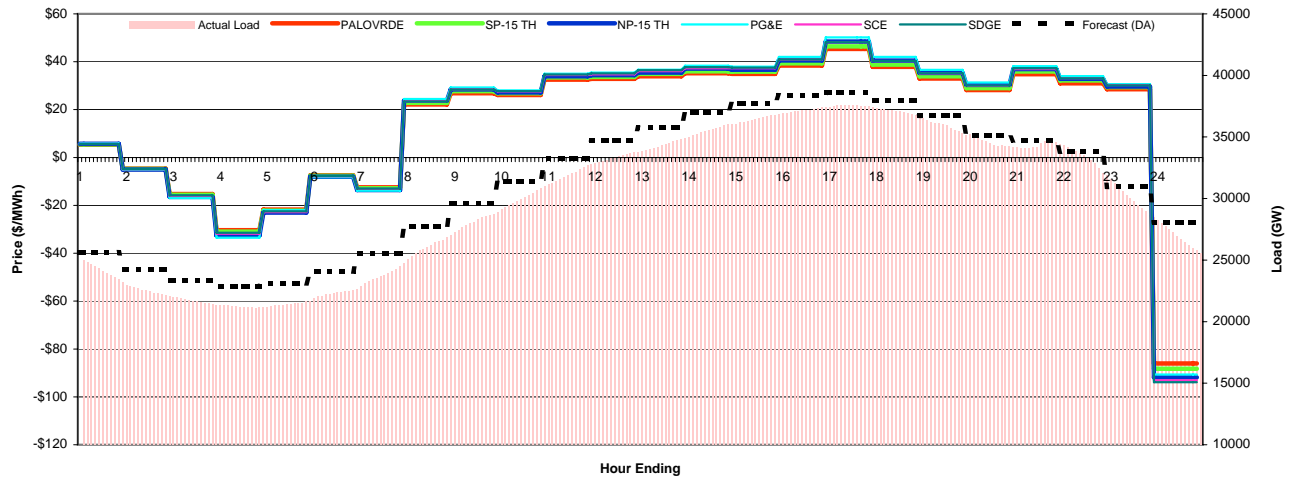
Day-Ahead Prices and Cleared Load

	HE1	HE2	HE3	HE4	HE5	HE6	HE7	HE8	HE9	HE10	HE11	HE12	HE13	HE14	HE15	HE16	HE17	HE18	HE19	HE20	HE21	HE22	HE23	HE24
PG&E	25.25	24.99	20.00	18.42	19.98	23.69	25.10	28.02	32.39	35.23	37.37	38.66	39.58	42.80	46.98	52.32	48.61	42.45	39.90	39.04	38.73	38.32	32.89	27.68
SCE	24.19	23.67	18.97	17.48	18.88	22.46	23.73	26.61	30.88	34.04	36.06	37.22	38.09	41.23	45.56	50.88	46.46	40.69	38.14	37.06	37.15	37.50	32.41	26.75
SDGE	24.06	23.43	18.81	17.36	18.73	22.22	23.58	26.59	30.84	33.98	36.29	37.60	38.43	41.42	45.23	50.35	46.31	40.70	37.98	37.07	37.26	37.30	32.23	26.55
NP-15 TH	24.61	24.38	19.49	17.95	19.48	23.08	24.48	27.24	31.37	34.12	36.13	37.38	38.25	41.29	45.27	50.39	46.84	40.89	38.50	37.72	37.37	37.04	31.87	26.93
SP-15 TH	23.54	23.02	18.47	17.03	18.39	21.86	23.21	26.00	30.14	33.04	35.05	36.16	36.92	39.91	43.89	48.89	44.97	39.42	37.01	36.05	36.17	36.46	31.41	25.97
PALOVNRDE	23.01	22.54	18.09	16.69	18.00	21.36	22.47	25.15	29.09	31.81	32.00	32.00	35.72	37.81	15.00	44.00	43.51	38.13	15.00	34.83	32.00	32.00	30.54	25.35
Forecast	25.6	24.3	23.3	22.9	23.1	24.1	25.5	27.7	29.6	31.4	33.2	34.7	35.7	37.0	37.7	38.4	38.6	38.0	36.7	35.1	34.7	33.8	30.9	28.1



Preliminary Real-Time Prices with Forecasted and Actual System Load

	HE1	HE2	HE3	HE4	HE5	HE6	HE7	HE8	HE9	HE10	HE11	HE12	HE13	HE14	HE15	HE16	HE17	HE18	HE19	HE20	HE21	HE22	HE23	HE24
Palovrde	5.35	-4.66	-15.26	-30.34	-21.71	-7.42	-12.46	22.20	26.84	26.09	32.51	32.86	33.96	35.18	34.97	38.39	45.37	37.90	33.03	28.19	34.78	31.02	28.51	-86.02
sp15	5.49	-4.78	-15.61	-30.99	-22.20	-7.64	-12.83	22.87	27.71	26.83	33.45	33.69	34.93	36.01	35.90	39.33	46.44	38.84	33.91	28.99	35.91	32.21	29.40	-88.23
np15	5.71	-5.02	-16.48	-32.63	-23.04	-8.02	-13.59	23.78	28.45	27.15	33.92	34.41	35.50	37.13	36.70	40.58	48.40	40.50	35.33	30.32	36.82	32.86	29.64	-91.84
pgae	5.86	-5.13	-16.92	-33.49	-22.02	-8.21	-13.89	24.42	29.25	28.03	35.00	35.50	36.70	38.33	37.96	42.03	50.19	42.00	36.60	31.36	38.15	34.03	30.68	-90.65
sce	5.65	-4.91	-16.03	-31.83	-22.81	-7.84	-13.11	23.41	28.42	27.56	34.45	34.71	36.04	37.27	37.27	40.91	48.18	40.29	35.10	29.93	36.96	33.12	30.28	-93.03
sdge	5.60	-4.84	-15.82	-31.41	-22.51	-7.73	-12.99	23.39	28.40	27.74	34.65	35.12	36.47	37.77	37.55	40.96	48.18	40.38	35.19	30.06	37.29	33.08	30.11	-93.84
Forecast-Load	1.6	1.8	1.7	1.7	1.6	1.7	1.6	1.4	1.3	1.2	1.1	1.3	1.3	1.3	1.2	1.2	1.1	1.0	1.0	0.7	0.4	0.8	1.3	3.6
Load	24.01	22.41	21.60	21.18	21.48	22.38	23.94	26.28	28.30	30.19	32.09	33.44	34.44	35.66	36.54	37.20	37.52	36.98	35.75	34.45	34.34	33.02	29.65	24.49



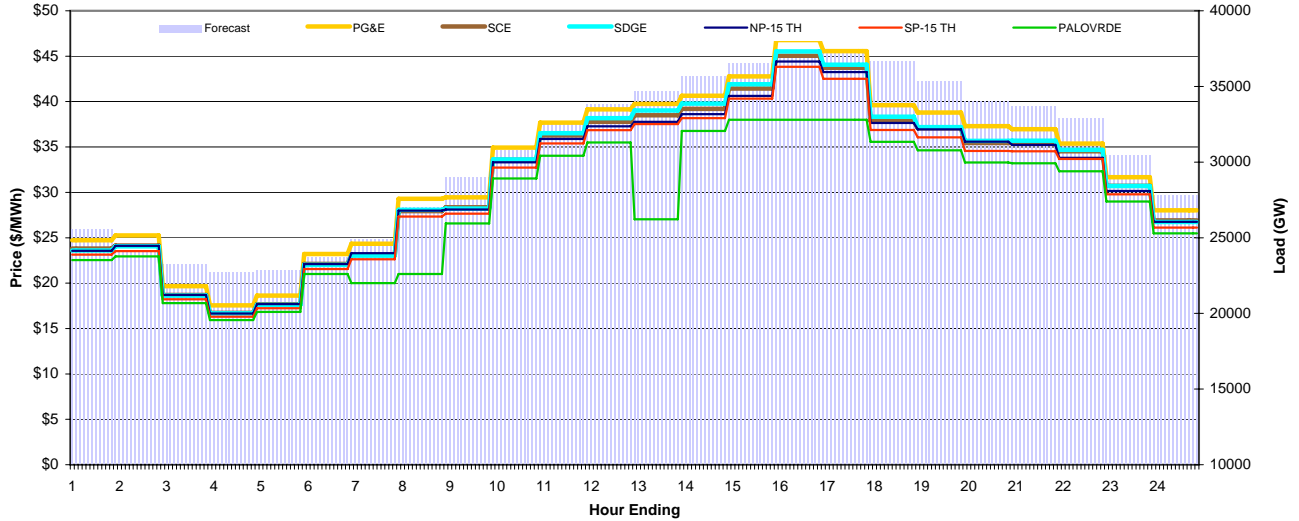
CAISO Daily Report

Thursday July 02, 2009

Price Color Codes: <=0 >=100 >=200

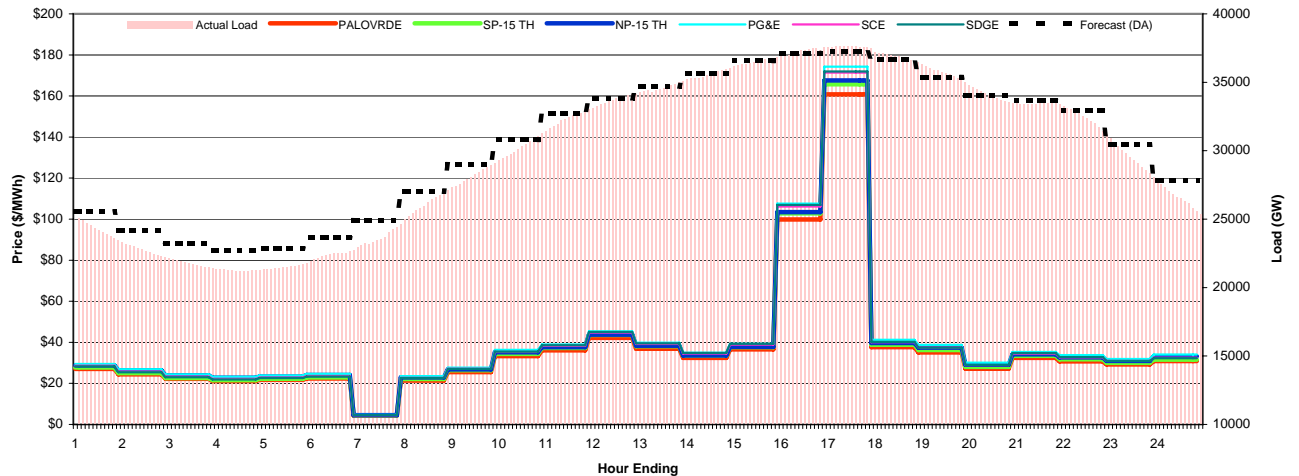
Day-Ahead Prices and Cleared Load

	HE1	HE2	HE3	HE4	HE5	HE6	HE7	HE8	HE9	HE10	HE11	HE12	HE13	HE14	HE15	HE16	HE17	HE18	HE19	HE20	HE21	HE22	HE23	HE24
PG&E	24.73	25.26	19.67	17.55	18.64	23.21	24.33	29.29	29.46	34.92	37.68	39.14	39.75	40.63	42.77	46.77	45.56	39.60	38.79	37.29	36.96	35.38	31.67	28.02
SCE	23.80	24.15	18.70	16.72	17.67	22.11	23.10	27.93	28.36	33.59	36.27	37.76	38.49	39.20	41.44	45.04	43.73	37.84	37.06	35.44	35.43	34.53	30.71	26.91
SDGE	23.60	24.06	18.63	16.67	17.61	22.02	23.04	28.08	28.22	33.62	36.52	38.17	39.02	39.77	41.91	45.53	44.06	38.33	37.19	35.67	35.69	34.69	30.71	26.74
NP-15 TH	23.57	24.10	18.70	16.65	17.70	22.11	23.30	27.99	28.12	33.30	35.88	37.27	37.76	38.61	40.62	44.41	43.26	37.65	36.93	35.59	35.23	33.80	30.16	26.75
SP-15 TH	23.14	23.53	18.23	16.31	17.23	21.55	22.62	27.33	27.65	32.74	35.38	36.85	37.52	38.17	40.32	43.83	42.51	36.87	36.06	34.56	34.52	33.69	29.79	26.13
PALOVORDE	22.55	22.95	17.80	15.93	16.82	21.00	20.00	21.00	26.59	31.53	34.04	35.49	27.03	36.77	38.00	38.00	38.00	35.57	34.63	33.30	33.21	32.32	29.00	25.49
Forecast	25.5	24.2	23.2	22.7	22.9	23.7	24.9	27.0	29.0	30.8	32.7	33.8	34.7	35.7	36.6	37.1	37.3	36.6	35.4	34.0	33.7	32.9	30.5	27.8



Preliminary Real-Time Prices with Forecasted and Actual System Load

	HE1	HE2	HE3	HE4	HE5	HE6	HE7	HE8	HE9	HE10	HE11	HE12	HE13	HE14	HE15	HE16	HE17	HE18	HE19	HE20	HE21	HE22	HE23	HE24
Palovrde	27.06	24.41	22.18	21.16	21.76	22.38	4.28	21.37	25.49	33.25	36.11	42.20	36.84	32.41	36.52	99.83	160.79	37.64	35.10	27.10	32.44	30.73	29.27	30.84
sp15	27.76	24.99	22.64	21.59	22.22	22.93	4.43	22.11	26.39	34.37	37.24	43.56	38.08	33.47	37.63	102.82	165.71	38.80	36.27	28.06	33.46	31.75	30.04	31.53
np15	28.78	26.31	23.90	22.75	23.34	24.09	4.54	22.88	26.82	35.19	37.66	43.73	38.32	33.61	37.84	103.43	167.57	39.68	37.38	29.08	34.17	32.69	30.92	33.19
pgae	29.49	26.91	24.43	23.26	23.87	24.66	4.67	23.52	27.67	36.36	38.99	45.39	39.80	34.94	39.28	107.59	174.28	41.20	38.72	30.05	35.32	33.73	31.87	34.03
sce	28.58	25.72	23.29	22.20	22.85	23.59	4.54	22.66	27.10	35.33	38.27	44.77	39.22	34.52	38.86	106.16	171.40	40.04	37.51	28.92	34.44	32.63	30.98	32.52
sdge	28.26	25.39	23.03	21.94	22.63	23.34	4.52	22.62	27.06	35.48	38.55	45.09	39.56	34.87	39.27	106.94	171.97	40.24	37.45	28.97	34.76	32.81	30.98	32.28
Forecast-Load	1.4	1.5	1.5	1.5	1.3	1.2	1.1	0.7	0.6	0.4	0.3	0.0	0.0	0.0	0.0	-0.2	-0.3	-0.2	-0.2	0.1	0.2	0.7	1.3	1.5
Load	24.17	22.65	21.69	21.27	21.57	22.48	23.83	26.30	28.36	30.42	32.44	33.83	34.68	35.67	36.57	37.34	37.57	36.81	35.57	33.96	33.43	32.19	29.21	26.36



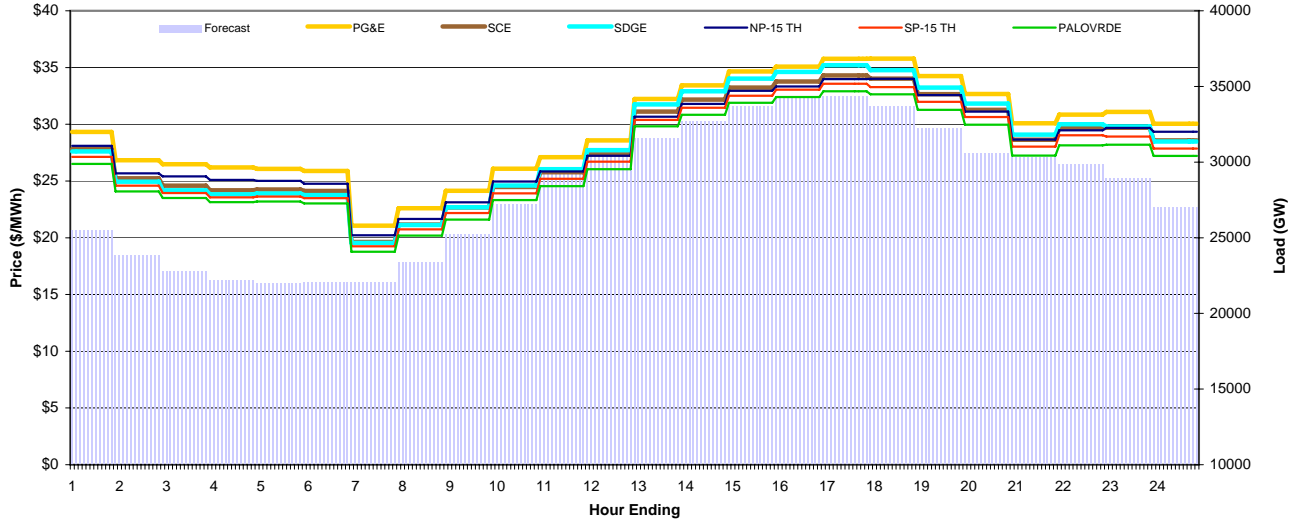
CAISO Daily Report

Friday July 03, 2009

Price Color Codes: <=0 >=100 >=200

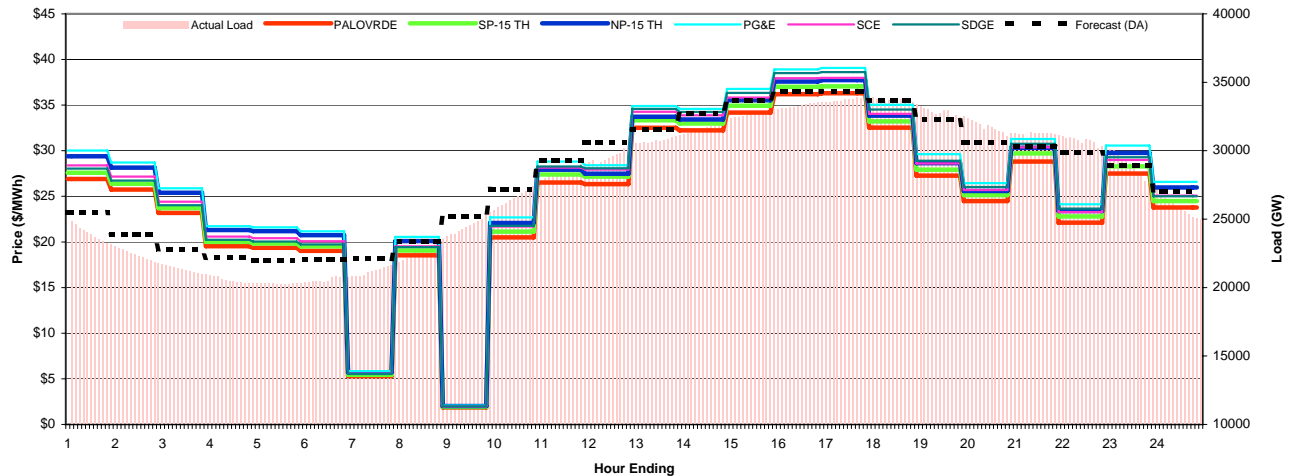
Day-Ahead Prices and Cleared Load

	HE1	HE2	HE3	HE4	HE5	HE6	HE7	HE8	HE9	HE10	HE11	HE12	HE13	HE14	HE15	HE16	HE17	HE18	HE19	HE20	HE21	HE22	HE23	HE24
PG&E	29.33	26.83	26.49	26.20	26.07	25.88	21.07	22.60	24.14	26.08	27.10	28.58	32.23	33.44	34.65	35.09	35.78	35.78	34.25	32.67	30.09	30.85	31.09	30.04
SCE	27.82	25.23	24.59	24.18	24.26	24.12	19.63	21.17	22.68	24.48	25.78	27.35	31.11	32.18	33.24	33.77	34.31	34.02	32.66	31.28	28.64	29.65	29.69	28.58
SDGE	27.60	24.94	24.18	23.82	23.89	23.76	19.55	21.13	22.68	24.61	26.04	27.73	31.75	32.90	34.02	34.62	35.21	34.77	33.23	31.82	29.09	30.01	29.81	28.48
NP-15 TH	28.09	25.68	25.40	25.10	25.01	24.76	20.21	21.66	23.13	24.96	25.85	27.22	30.67	31.80	32.95	33.33	33.99	34.01	32.56	31.12	28.65	29.47	29.68	29.33
SP-15 TH	27.12	24.59	23.95	23.56	23.63	23.49	19.24	20.73	22.18	23.92	25.19	26.70	30.38	31.45	32.51	33.04	33.57	33.28	31.98	30.64	28.03	29.03	28.92	27.86
PALOVORDE	26.51	24.08	23.50	23.14	23.20	23.03	18.76	20.19	21.60	23.33	24.55	26.04	29.82	30.84	31.89	32.41	32.91	32.63	31.27	29.96	27.24	28.14	28.20	27.21
Forecast	25.5	23.9	22.8	22.2	22.0	22.0	22.1	23.4	25.2	27.2	29.3	30.6	31.5	32.7	33.7	34.3	34.4	33.7	32.3	30.6	30.3	29.8	28.9	27.0



Preliminary Real-Time Prices with Forecasted and Actual System Load

	HE1	HE2	HE3	HE4	HE5	HE6	HE7	HE8	HE9	HE10	HE11	HE12	HE13	HE14	HE15	HE16	HE17	HE18	HE19	HE20	HE21	HE22	HE23	HE24
Palovrde	26.90	25.75	23.18	19.53	19.36	19.04	5.29	18.54	1.86	20.51	26.51	28.34	32.52	32.24	34.17	36.20	36.30	32.53	27.27	24.49	28.82	22.12	27.49	23.78
sp15	27.58	26.38	23.70	20.01	19.83	19.52	5.43	19.06	1.91	21.14	27.39	27.16	33.33	32.98	34.93	37.00	37.06	33.22	27.92	25.12	29.71	22.80	28.30	24.47
np15	29.39	28.15	25.40	21.31	21.18	20.74	5.71	20.10	2.02	22.09	27.92	27.48	33.73	33.42	35.53	37.58	37.74	33.85	28.64	25.59	30.33	23.40	29.75	25.96
pgae	30.02	28.71	25.89	21.73	21.60	21.16	5.84	20.56	2.08	22.70	28.82	28.42	34.90	34.58	36.78	38.92	39.07	35.04	29.62	26.44	31.29	24.14	30.57	26.58
sce	28.39	27.16	24.41	20.59	20.40	20.08	5.56	19.52	1.96	21.70	28.15	27.93	34.26	33.87	35.83	37.94	37.98	34.05	28.59	25.69	30.38	23.27	28.98	25.07
sdge	28.03	26.73	24.02	20.24	20.04	19.73	5.53	19.43	1.99	21.77	28.27	28.07	34.59	34.26	36.33	38.51	38.61	34.52	28.91	26.02	30.77	23.66	29.28	25.01
Forecast-Load	1.7	1.6	1.6	1.7	1.7	1.4	0.8	0.5	0.5	0.4	0.7	0.8	0.7	0.9	0.9	1.0	0.6	0.0	-0.5	-1.0	-0.9	-0.8	0.4	1.3
Load	23.85	22.28	21.24	20.50	20.30	20.62	21.33	22.92	24.69	26.82	28.61	29.76	30.83	31.81	32.76	33.35	33.78	33.66	32.74	31.62	31.21	30.62	28.57	25.72



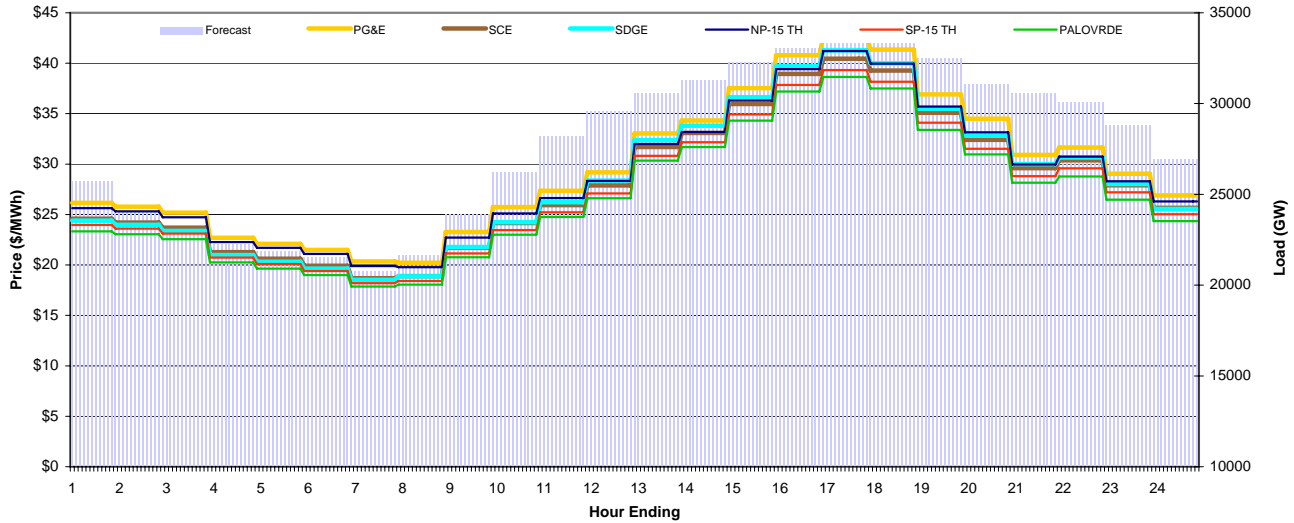
CAISO Daily Report

Saturday July 04, 2009

Price Color Codes: <=0 >=100 >=200

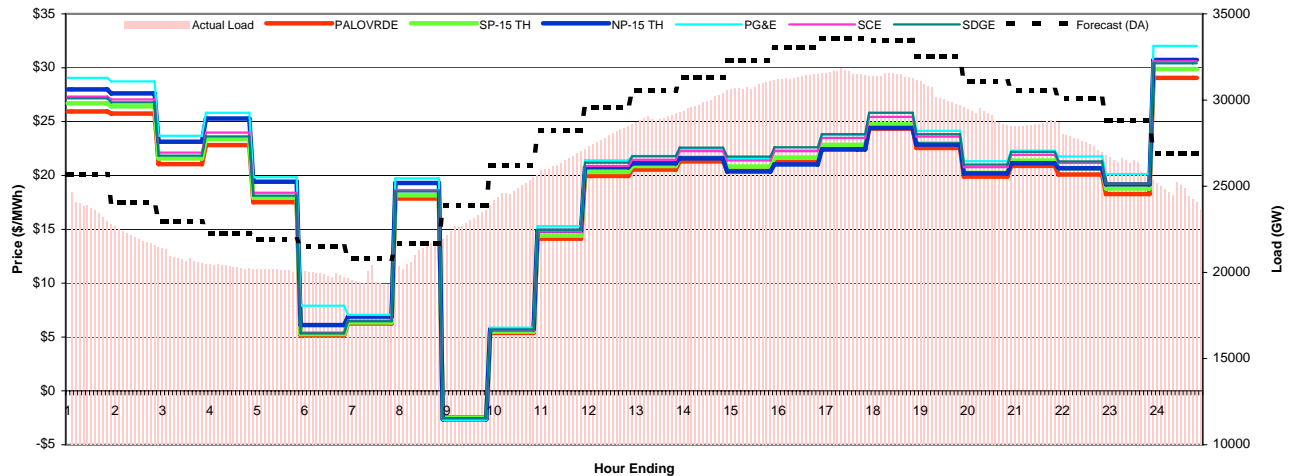
Day-Ahead Prices and Cleared Load

	HE1	HE2	HE3	HE4	HE5	HE6	HE7	HE8	HE9	HE10	HE11	HE12	HE13	HE14	HE15	HE16	HE17	HE18	HE19	HE20	HE21	HE22	HE23	HE24
PG&E	26.16	25.78	25.18	22.70	22.10	21.50	20.35	20.22	23.26	25.74	27.36	29.19	33.05	34.33	37.53	40.80	42.68	41.35	36.91	34.50	30.91	31.64	29.04	26.90
SCE	24.59	24.20	23.70	21.27	20.62	19.92	18.68	18.88	21.72	24.15	25.94	27.88	31.70	33.09	35.96	38.94	40.45	39.28	35.09	32.40	29.59	30.38	27.91	25.66
SDGE	24.39	23.99	23.38	20.98	20.32	19.63	18.53	18.88	21.77	24.24	26.22	28.37	32.38	33.80	36.63	39.71	41.26	40.00	35.49	32.82	29.99	30.67	28.03	25.55
NP-15 TH	25.63	25.31	24.73	22.28	21.69	21.10	19.89	19.78	22.72	25.10	26.63	28.33	31.99	33.19	36.30	39.42	41.21	39.96	35.71	33.15	29.96	30.73	28.30	26.30
SP-15 TH	23.97	23.61	23.10	20.74	20.10	19.40	18.20	18.41	21.14	23.47	25.22	27.10	30.82	32.17	34.93	37.85	39.32	38.17	34.10	31.52	28.80	29.59	27.20	25.02
PALOVDRDE	23.34	23.05	22.56	20.25	19.64	19.00	17.86	18.05	20.76	23.00	24.77	26.62	30.35	31.68	34.31	37.19	38.64	37.50	33.40	30.96	28.16	28.77	26.48	24.34
Forecast	25.7	24.0	23.0	22.3	21.9	21.5	20.8	21.7	23.9	26.2	28.2	29.6	30.6	31.3	32.3	33.0	33.5	33.5	32.5	31.1	30.6	30.1	28.8	26.9



Preliminary Real-Time Prices with Forecasted and Actual System Load

	HE1	HE2	HE3	HE4	HE5	HE6	HE7	HE8	HE9	HE10	HE11	HE12	HE13	HE14	HE15	HE16	HE17	HE18	HE19	HE20	HE21	HE22	HE23	HE24
Palovrde	25.94	25.74	21.05	22.83	17.52	5.17	6.26	17.85	-2.44	5.39	14.12	19.96	20.55	21.31	20.45	21.27	22.43	24.36	22.55	19.90	20.89	20.09	18.28	29.06
sp15	26.69	26.42	21.58	23.38	17.94	5.27	6.37	18.16	-2.49	5.50	14.41	20.33	20.88	21.66	20.83	21.65	22.84	24.76	22.97	20.24	21.38	20.66	18.79	29.87
np15	27.99	27.62	23.14	25.29	19.42	6.12	6.89	19.30	-2.64	5.72	14.86	20.75	21.12	21.59	20.37	21.03	22.42	24.40	22.86	20.19	21.13	20.66	19.19	30.72
pgae	29.06	28.73	23.69	25.82	19.84	7.90	7.06	19.73	-2.69	5.88	15.29	21.40	21.81	22.42	21.58	22.33	23.75	25.80	24.15	21.33	22.29	21.76	20.12	32.03
sce	27.32	27.06	22.12	23.98	18.40	5.41	6.53	18.64	-2.55	5.65	14.78	20.87	21.46	22.26	21.40	22.26	23.47	25.44	23.60	20.77	21.92	21.17	19.26	30.60
sdge	27.16	26.78	21.84	23.62	18.13	5.34	6.46	18.52	-2.53	5.69	14.95	21.19	21.79	22.59	21.75	22.61	23.84	25.82	23.83	21.00	22.18	21.30	19.25	30.41
Forecast-Load	2.1	2.1	2.2	2.0	1.8	1.7	1.1	0.3	0.8	1.2	1.6	1.5	1.6	1.3	1.4	1.6	2.0	2.1	2.4	2.1	2.0	2.7	2.7	2.4
Load	23.56	21.92	20.75	20.30	20.11	19.83	19.66	21.32	23.15	25.03	26.57	28.08	29.02	30.02	30.87	31.39	31.57	31.37	30.08	28.94	28.57	27.39	26.06	24.48



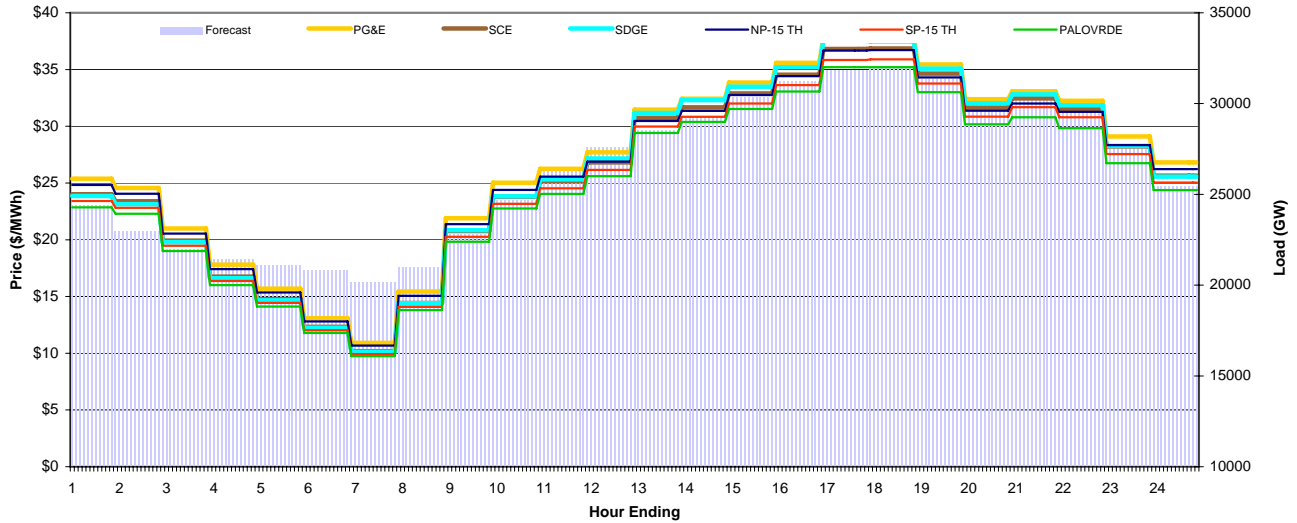
CAISO Daily Report

Sunday July 05, 2009

Price Color Codes: <=0 >=100 >=200

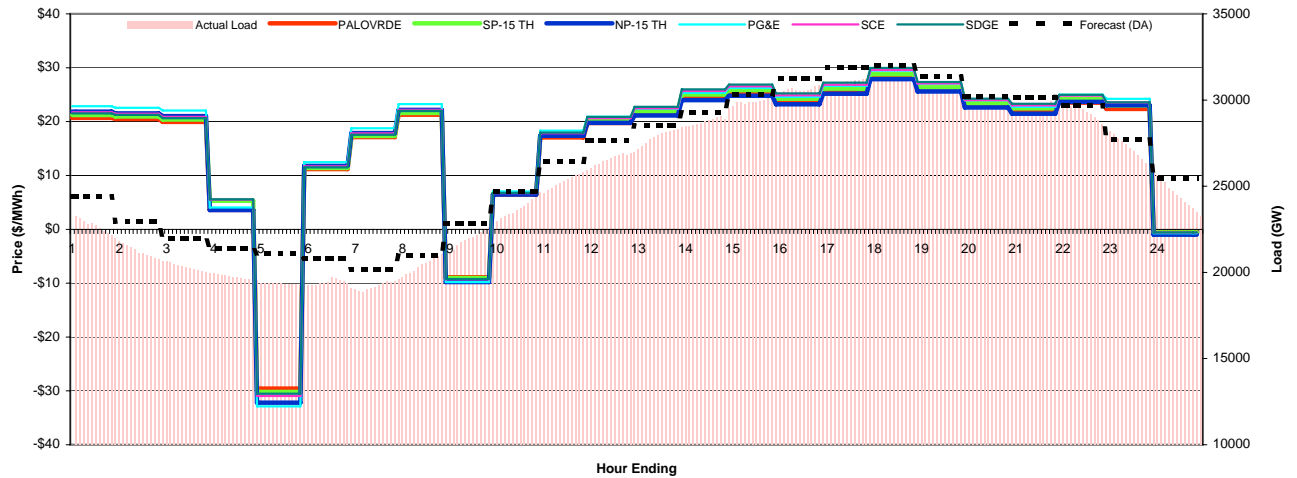
Day-Ahead Prices and Cleared Load

	HE1	HE2	HE3	HE4	HE5	HE6	HE7	HE8	HE9	HE10	HE11	HE12	HE13	HE14	HE15	HE16	HE17	HE18	HE19	HE20	HE21	HE22	HE23	HE24
PG&E	25.38	24.56	20.99	17.81	15.70	13.09	10.92	15.43	21.90	25.03	26.25	27.70	31.47	32.43	33.85	35.58	37.95	37.96	35.44	32.39	33.08	32.24	29.10	26.82
SCE	24.02	23.39	19.93	16.76	14.78	12.32	10.18	14.42	20.76	23.79	25.17	26.82	30.75	31.67	32.89	34.54	36.82	36.86	34.64	31.64	32.45	31.53	28.22	25.64
SDGE	23.86	23.13	19.78	16.61	14.66	12.24	10.12	14.41	20.84	23.83	25.32	27.15	31.17	32.30	33.49	35.21	37.53	37.47	35.08	32.04	32.80	31.84	28.27	25.56
NP-15 TH	24.83	24.05	20.54	17.42	15.36	12.81	10.67	15.05	21.37	24.39	25.56	26.88	30.47	31.35	32.76	34.42	36.67	36.71	34.30	31.37	32.00	31.27	28.34	26.23
SP-15 TH	23.42	22.81	19.47	16.37	14.44	12.03	9.93	14.08	20.27	23.16	24.53	26.15	29.98	30.83	32.00	33.62	35.84	35.90	33.77	30.85	31.67	30.79	27.55	25.04
PALOVDRDE	22.85	22.29	19.00	16.00	14.12	11.79	9.74	13.80	19.83	22.75	24.05	25.60	29.41	30.39	31.53	33.06	35.20	35.20	33.00	30.17	30.79	29.84	26.74	24.38
Forecast	24.4	23.0	22.0	21.4	21.1	20.8	20.2	21.0	22.8	24.7	26.4	27.6	28.5	29.3	30.3	31.2	31.9	32.0	31.3	30.2	30.2	29.7	27.7	25.5



Preliminary Real-Time Prices with Forecasted and Actual System Load

	HE1	HE2	HE3	HE4	HE5	HE6	HE7	HE8	HE9	HE10	HE11	HE12	HE13	HE14	HE15	HE16	HE17	HE18	HE19	HE20	HE21	HE22	HE23	HE24
Palovrde	20.68	20.48	19.95	3.60	-29.56	11.17	17.12	21.29	-8.90	6.44	17.06	19.74	21.53	24.58	25.41	23.84	25.70	28.31	25.94	22.96	21.88	23.51	22.35	-0.58
sp15	21.24	20.96	20.38	5.30	-30.20	11.39	17.34	21.61	-9.05	6.57	17.40	20.11	21.90	25.02	25.84	24.24	26.14	28.80	26.38	23.40	22.48	24.22	22.97	-0.58
np15	21.84	21.53	21.03	3.59	-32.17	11.78	17.86	22.19	-9.78	6.45	17.36	19.78	21.15	23.98	24.80	23.21	25.18	27.88	25.58	22.63	21.45	23.66	23.03	-0.99
pgae	22.85	22.57	22.05	4.05	-32.88	12.46	18.75	23.26	-9.79	7.01	18.33	20.90	22.38	25.35	26.23	24.58	26.64	29.45	27.04	23.94	22.74	24.99	24.23	-0.72
sce	21.74	21.46	20.87	5.52	-30.93	11.68	17.80	22.17	-9.27	6.74	17.85	20.63	22.46	25.67	26.53	24.89	26.84	29.59	27.08	24.00	23.02	24.82	23.54	-0.59
sdge	21.53	21.25	20.63	5.56	-30.53	11.50	17.57	21.99	-9.23	6.75	17.97	20.86	22.74	25.99	26.87	25.25	27.22	29.95	27.35	24.26	23.32	24.98	23.56	-0.59
Forecast-Load	1.8	1.9	1.8	1.7	1.8	1.5	0.9	0.4	0.7	0.8	1.0	0.9	0.5	0.4	0.4	0.6	0.8	0.9	0.9	0.6	0.5	0.5	0.8	1.3
Load	22.57	21.09	20.21	19.67	19.32	19.37	19.27	20.54	22.14	23.86	25.43	26.68	28.00	28.89	29.99	30.67	31.10	31.06	30.47	29.58	29.63	29.11	26.87	24.20



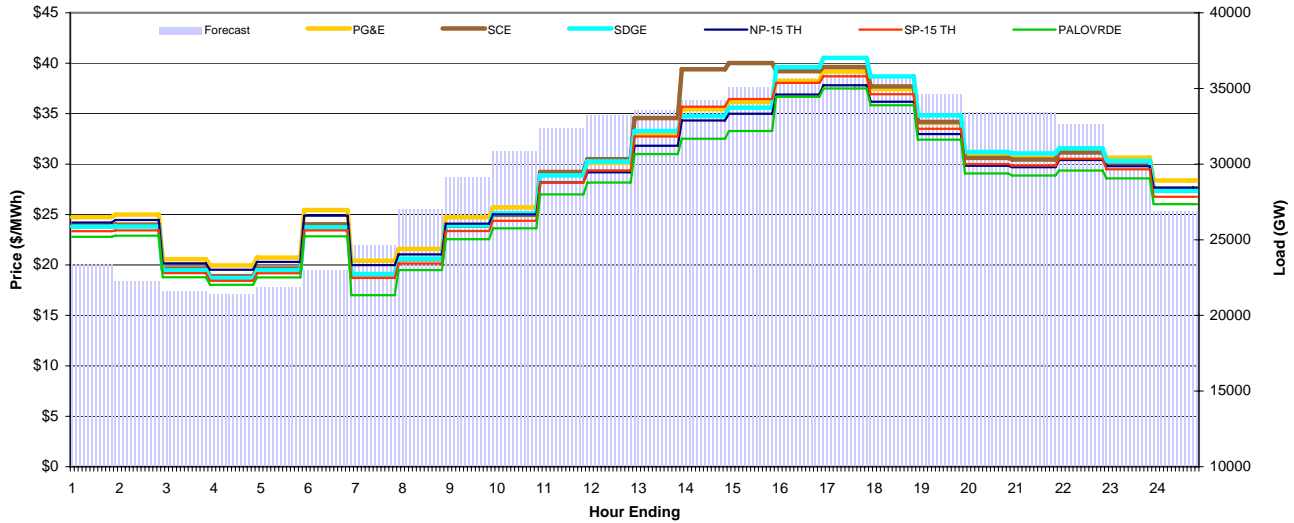
CAISO Daily Report

Monday July 06, 2009

Price Color Codes: <=0 >=100 >=200

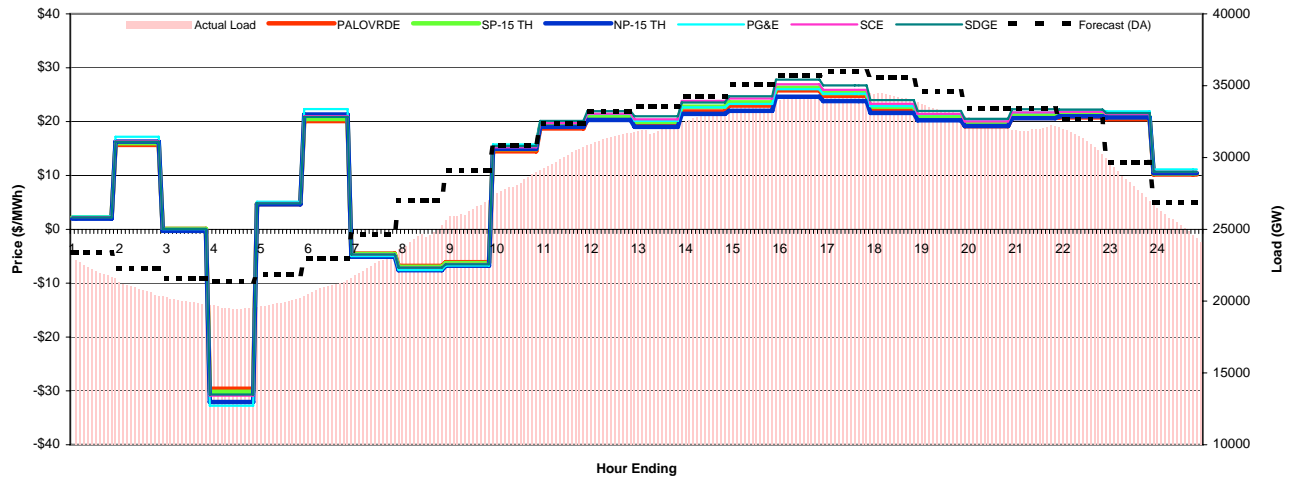
Day-Ahead Prices and Cleared Load

	HE1	HE2	HE3	HE4	HE5	HE6	HE7	HE8	HE9	HE10	HE11	HE12	HE13	HE14	HE15	HE16	HE17	HE18	HE19	HE20	HE21	HE22	HE23	HE24
PG&E	24.75	25.00	20.57	19.96	20.73	25.45	20.41	21.59	24.74	25.71	29.06	30.12	32.90	35.46	36.16	38.24	39.18	37.45	34.09	30.78	30.64	31.31	30.65	28.37
SCE	23.91	24.00	19.65	18.89	19.66	24.03	19.08	20.57	23.89	24.96	29.22	30.48	34.56	39.40	40.02	39.22	39.62	37.70	34.19	30.62	30.46	31.15	30.26	27.47
SDGE	23.80	23.80	19.46	18.70	19.46	23.73	19.09	20.63	23.92	25.11	28.88	30.26	33.28	34.77	35.60	39.61	40.53	38.68	34.83	31.20	31.06	31.56	30.33	27.35
NP-15 TH	24.21	24.45	20.15	19.52	20.30	24.89	19.99	21.06	24.10	25.02	28.18	29.18	31.82	34.32	34.98	36.90	37.81	36.17	32.97	29.84	29.69	30.41	29.79	27.68
SP-15 TH	23.35	23.43	19.19	18.43	19.18	23.42	18.72	20.14	23.36	24.37	28.17	29.38	32.74	35.69	36.46	38.05	38.71	36.92	33.50	30.01	29.85	30.53	29.48	26.76
PALOVPRDE	22.80	22.91	18.78	18.04	18.77	22.84	17.00	19.49	22.56	23.64	26.99	28.17	31.00	32.51	33.28	36.67	37.50	35.83	32.42	29.07	28.87	29.37	28.59	26.02
Forecast	23.4	22.3	21.6	21.4	21.8	23.0	24.6	27.0	29.1	30.8	32.4	33.2	33.5	34.2	35.1	35.7	36.0	35.6	34.6	33.4	33.4	32.6	29.7	26.9



Preliminary Real-Time Prices with Forecasted and Actual System Load

	HE1	HE2	HE3	HE4	HE5	HE6	HE7	HE8	HE9	HE10	HE11	HE12	HE13	HE14	HE15	HE16	HE17	HE18	HE19	HE20	HE21	HE22	HE23	HE24
Palovrde	2.15	15.68	0.07	-29.60	4.66	20.09	-4.49	-6.78	-6.09	14.49	18.74	20.38	19.48	21.89	22.99	25.80	24.79	22.31	20.50	19.15	20.68	20.77	20.44	10.18
sp15	2.20	16.00	0.07	-30.17	4.76	20.49	-4.60	-6.96	-6.29	14.89	19.28	20.95	19.94	22.78	23.56	26.29	25.28	22.77	20.96	19.63	21.29	21.39	20.85	10.39
np15	1.99	16.29	-0.29	-32.07	4.65	21.31	-5.09	-7.58	-6.75	14.96	19.03	20.29	19.04	21.42	22.00	24.60	23.82	21.61	20.25	19.18	20.62	20.98	20.79	10.43
pgae	2.40	17.17	0.03	-32.75	5.13	22.32	-4.97	-7.57	-6.72	15.75	20.05	21.40	20.14	22.65	23.27	25.99	25.18	22.85	21.39	20.21	21.69	22.05	21.92	11.12
sce	2.26	16.38	0.08	-30.88	4.88	21.01	-4.68	-7.11	-6.43	15.24	19.75	21.47	20.42	23.84	24.29	26.93	25.90	23.31	21.42	20.04	21.71	21.81	21.39	10.65
sdge	2.22	16.26	0.07	-30.67	4.82	20.87	-4.69	-7.11	-6.48	15.45	20.12	21.95	21.00	23.55	24.71	27.79	26.72	23.99	21.97	20.51	22.29	22.25	21.58	10.68
Forecast-Load	1.3	1.6	1.7	1.9	1.9	1.8	1.8	2.3	2.6	2.4	2.2	1.7	1.5	1.2	1.4	1.5	1.5	1.4	1.4	1.2	1.4	1.7	1.8	1.7
Load	22.07	20.70	19.90	19.51	19.98	21.15	22.80	24.75	26.55	28.40	30.20	31.46	32.06	33.07	33.72	34.23	34.48	34.15	33.20	32.21	31.99	30.93	27.86	25.11



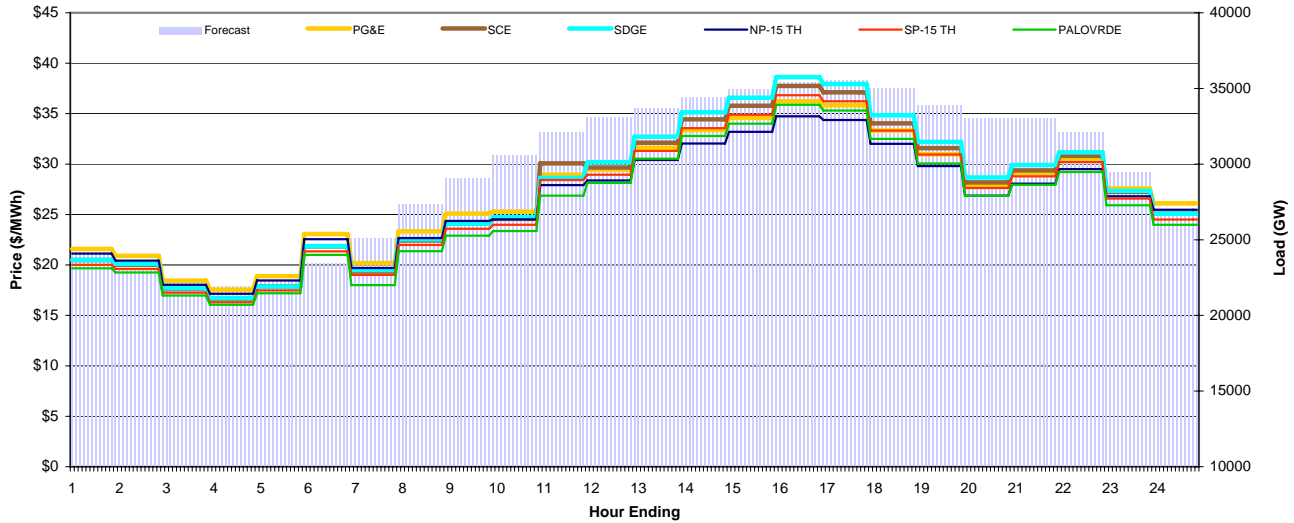
CAISO Daily Report

Tuesday July 07, 2009

Price Color Codes: <=0 >=100 >=200

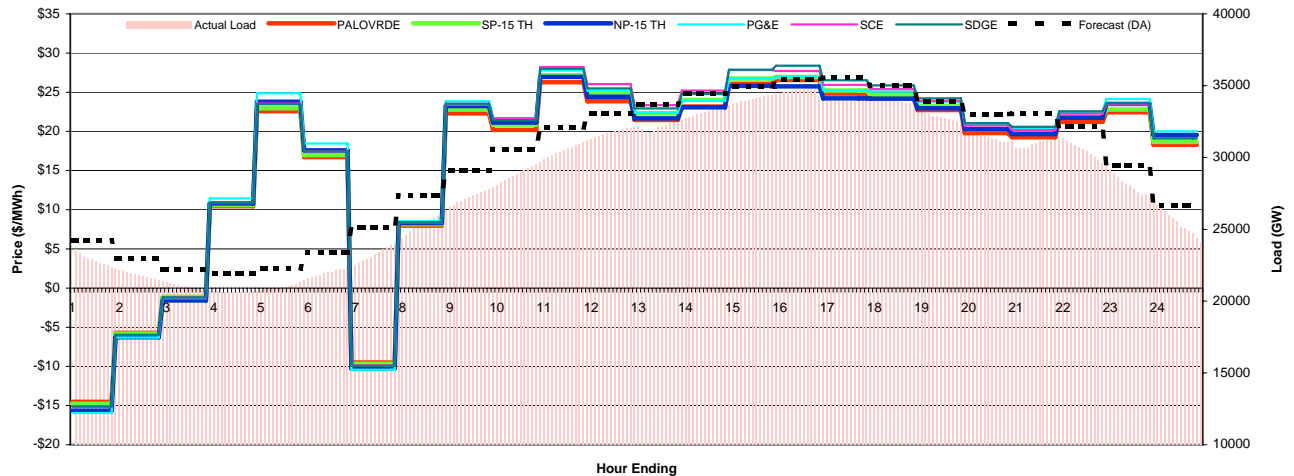
Day-Ahead Prices and Cleared Load

	HE1	HE2	HE3	HE4	HE5	HE6	HE7	HE8	HE9	HE10	HE11	HE12	HE13	HE14	HE15	HE16	HE17	HE18	HE19	HE20	HE21	HE22	HE23	HE24
PG&E	21.59	20.91	18.45	17.56	18.89	23.07	20.20	23.34	25.10	25.29	28.95	29.46	31.62	33.37	34.58	36.23	35.84	33.32	30.98	27.84	29.12	30.55	27.58	26.10
SCE	20.49	20.03	17.63	16.66	17.88	21.84	19.35	22.44	24.15	24.57	30.07	29.66	32.12	34.43	35.78	37.74	37.11	34.04	31.58	28.19	29.38	30.82	27.25	25.10
SDGE	20.49	20.11	17.68	16.69	17.86	21.88	19.50	22.56	24.09	24.74	28.62	30.18	32.72	35.13	36.57	38.62	37.95	34.85	32.20	28.68	29.91	31.16	27.35	25.07
NP-15 TH	21.12	20.42	18.04	17.15	18.46	22.56	19.70	22.67	24.36	24.52	27.92	28.38	30.41	32.04	33.21	34.74	34.37	32.01	29.80	26.86	28.06	29.50	26.81	25.47
SP-15 TH	20.02	19.60	17.25	16.30	17.48	21.35	19.02	21.98	23.59	23.99	28.42	28.95	31.31	33.57	34.90	36.83	36.23	33.32	30.95	27.63	28.79	30.20	26.59	24.50
PALOVORDE	19.66	19.25	16.96	16.05	17.20	21.00	18.00	21.36	22.91	23.36	26.86	28.14	30.54	32.78	34.00	35.88	35.31	32.51	30.05	26.85	27.95	29.22	25.92	23.98
Forecast	24.2	23.0	22.2	21.9	22.3	23.4	25.1	27.3	29.1	30.6	32.1	33.1	33.7	34.4	35.0	35.4	35.6	35.0	33.9	33.0	33.0	32.1	29.5	26.7



Preliminary Real-Time Prices with Forecasted and Actual System Load

	HE1	HE2	HE3	HE4	HE5	HE6	HE7	HE8	HE9	HE10	HE11	HE12	HE13	HE14	HE15	HE16	HE17	HE18	HE19	HE20	HE21	HE22	HE23	HE24
Palovrde	-14.52	-5.73	-1.14	10.45	22.59	16.73	-9.50	7.98	22.30	20.18	26.28	23.85	21.47	23.17	26.07	26.56	24.84	24.27	22.73	19.78	19.25	21.22	22.43	18.29
sp15	-14.78	-5.82	-1.16	10.59	22.96	16.96	-9.67	8.16	22.78	20.87	27.15	24.83	22.29	24.01	26.76	26.95	25.21	24.69	23.26	20.24	19.75	21.78	22.79	18.65
np15	-15.65	-6.27	-1.57	10.80	23.78	17.58	-10.26	8.32	23.25	21.14	26.94	24.42	21.67	23.07	25.81	25.75	24.21	24.18	22.95	20.28	19.66	21.74	23.51	19.55
pgae	-15.97	-6.33	-1.29	11.46	24.88	18.45	-10.43	8.53	23.85	21.71	27.76	25.22	22.40	23.91	26.75	26.94	25.25	25.10	23.79	20.95	20.32	22.46	24.14	20.02
sce	-15.14	-5.97	-1.19	10.85	23.55	17.43	-9.87	8.36	23.38	21.69	28.23	26.03	23.36	25.22	27.83	27.72	25.93	25.39	23.88	20.75	20.18	22.26	23.42	19.15
sdge	-15.12	-5.96	-1.18	10.84	23.47	17.44	-9.94	8.41	23.55	21.45	28.00	25.49	22.94	24.76	27.88	28.38	26.52	25.87	24.22	21.04	20.57	22.57	23.58	19.10
Forecast-Load	1.4	1.3	1.3	1.3	1.2	1.3	1.6	1.8	1.7	1.6	1.4	1.3	1.5	1.2	0.8	0.9	1.3	1.2	1.3	1.7	2.0	1.9	1.7	1.5
Load	22.76	21.69	20.93	20.65	21.07	22.07	23.48	25.57	27.39	29.03	30.66	31.81	32.19	33.27	34.15	34.56	34.28	33.80	32.66	31.33	31.01	30.24	27.76	25.18



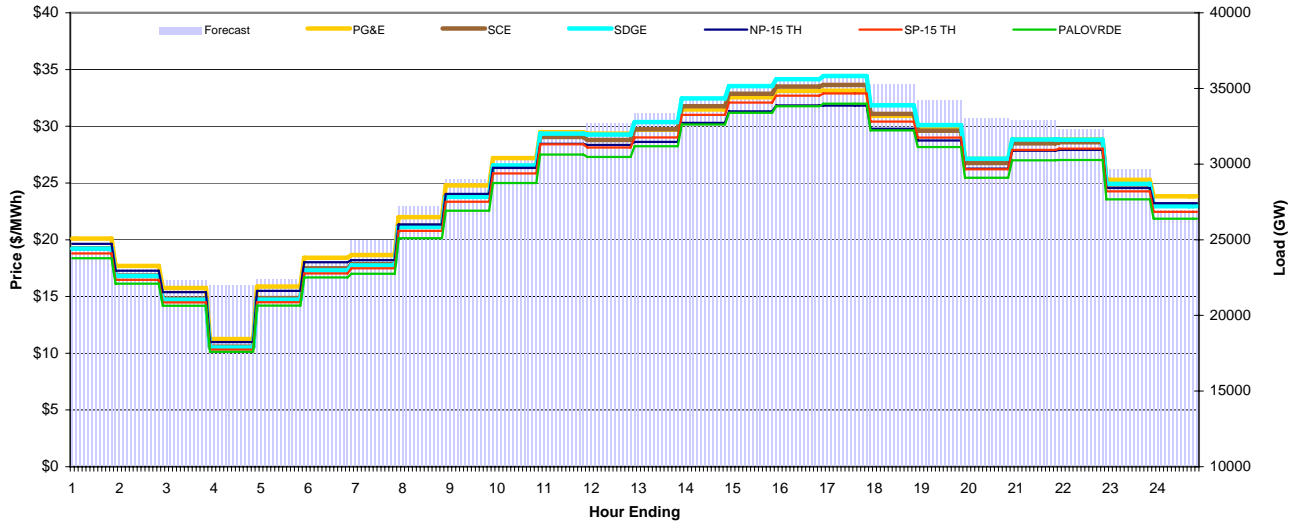
CAISO Daily Report

Wednesday July 08, 2009

Price Color Codes: <=0 >=100 >=200

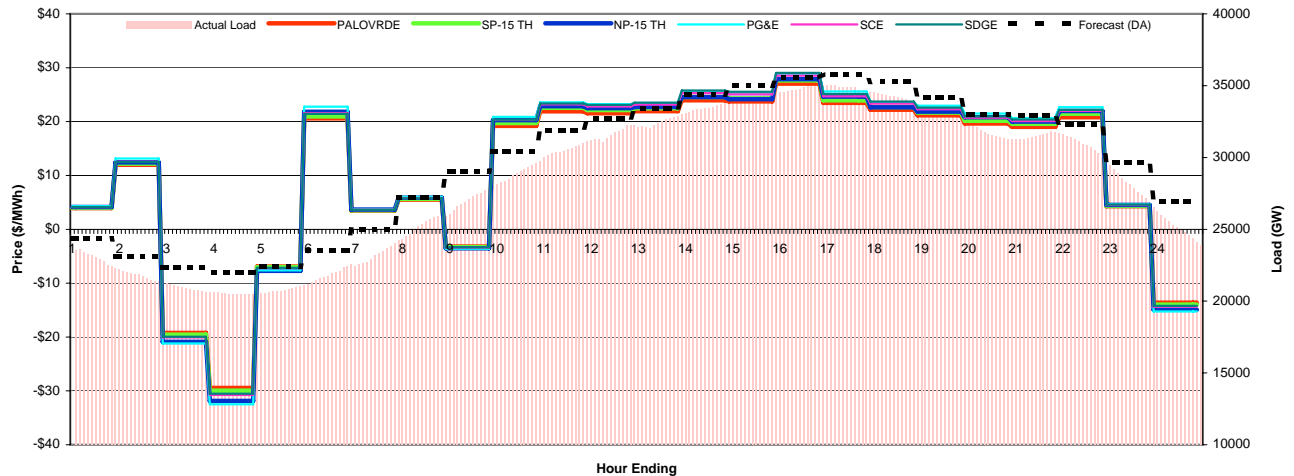
Day-Ahead Prices and Cleared Load

	HE1	HE2	HE3	HE4	HE5	HE6	HE7	HE8	HE9	HE10	HE11	HE12	HE13	HE14	HE15	HE16	HE17	HE18	HE19	HE20	HE21	HE22	HE23	HE24
PG&E	20.10	17.69	15.75	11.25	15.88	18.42	18.65	22.00	24.78	27.20	29.48	29.35	29.71	31.48	32.55	33.12	33.13	30.93	29.79	27.13	28.85	28.85	25.28	23.83
SCE	19.24	16.85	14.82	10.57	14.85	17.48	17.84	21.23	23.86	26.42	29.06	28.79	29.74	31.76	32.87	33.50	33.65	31.09	29.61	26.76	28.49	28.59	24.86	23.02
SDGE	19.21	16.81	14.72	10.50	14.72	17.31	17.73	21.13	23.78	26.55	29.35	29.27	30.37	32.46	33.54	34.14	34.43	31.85	30.11	27.14	28.83	28.82	24.93	22.95
NP-15 TH	19.64	17.27	15.38	10.98	15.50	18.01	18.20	21.35	24.04	26.34	28.45	28.35	28.62	30.30	31.31	31.84	31.82	29.77	28.75	26.27	27.85	27.92	24.56	23.22
SP-15 TH	18.80	16.47	14.48	10.32	14.50	17.04	17.49	20.78	23.34	25.84	28.42	28.12	29.02	31.00	32.09	32.70	32.89	30.42	29.00	26.21	27.92	28.03	24.26	22.47
PALOVDRDE	18.37	16.13	14.18	10.13	14.20	16.67	17.00	20.13	22.55	25.00	27.50	27.30	28.25	30.16	31.19	31.77	32.00	29.64	28.17	25.46	27.00	27.04	23.56	21.85
Forecast	24.4	23.1	22.3	22.0	22.4	23.5	25.0	27.2	29.0	30.4	31.9	32.7	33.4	34.4	35.0	35.6	35.8	35.3	34.2	33.0	32.9	32.3	29.7	27.0



Preliminary Real-Time Prices with Forecasted and Actual System Load

	HE1	HE2	HE3	HE4	HE5	HE6	HE7	HE8	HE9	HE10	HE11	HE12	HE13	HE14	HE15	HE16	HE17	HE18	HE19	HE20	HE21	HE22	HE23	HE24
Palovrde	3.93	11.99	-19.23	-29.44	-6.90	20.60	3.48	5.53	-3.20	19.20	21.92	21.55	21.94	23.97	23.76	27.05	23.47	22.20	21.16	19.66	19.04	20.82	4.31	-13.62
sp15	4.01	12.20	-19.55	-29.95	-7.02	20.95	3.56	5.65	-3.31	19.75	22.55	22.15	22.48	24.54	24.30	27.65	23.95	22.67	21.69	20.17	19.60	21.46	4.34	-13.97
np15	4.15	12.44	-20.90	-31.87	-7.71	21.81	3.66	5.87	-3.53	20.28	22.85	22.51	22.70	24.56	24.18	27.87	24.64	22.64	21.86	20.80	20.02	21.98	4.54	-14.94
pgae	4.29	13.16	-21.21	-32.50	-7.62	22.77	3.77	6.03	-3.62	20.86	23.57	23.24	23.46	25.44	25.08	28.89	25.60	23.60	22.95	21.48	20.67	22.68	4.64	-15.26
sce	4.11	12.53	-20.07	-30.76	-7.21	21.57	3.65	5.81	-3.39	20.30	23.18	22.80	23.15	25.29	25.05	28.52	24.70	23.34	22.31	20.71	20.10	22.01	4.49	-14.37
sdge	4.12	12.48	-19.95	-30.53	-7.15	21.43	3.65	5.74	-3.34	20.35	23.36	23.09	23.53	25.78	25.55	29.03	25.12	23.72	22.59	20.95	20.39	22.17	4.60	-14.20
Forecast-Load	1.4	1.4	1.5	1.5	1.5	1.5	1.6	1.7	1.7	1.3	1.3	0.9	0.9	0.9	0.8	0.7	1.0	1.2	1.3	1.4	1.4	1.7	2.0	2.1
Load	22.93	21.64	20.83	20.49	20.83	21.95	23.40	25.46	27.29	29.09	30.64	31.74	32.54	33.52	34.23	34.83	34.79	34.08	32.94	31.60	31.54	30.65	27.70	24.83



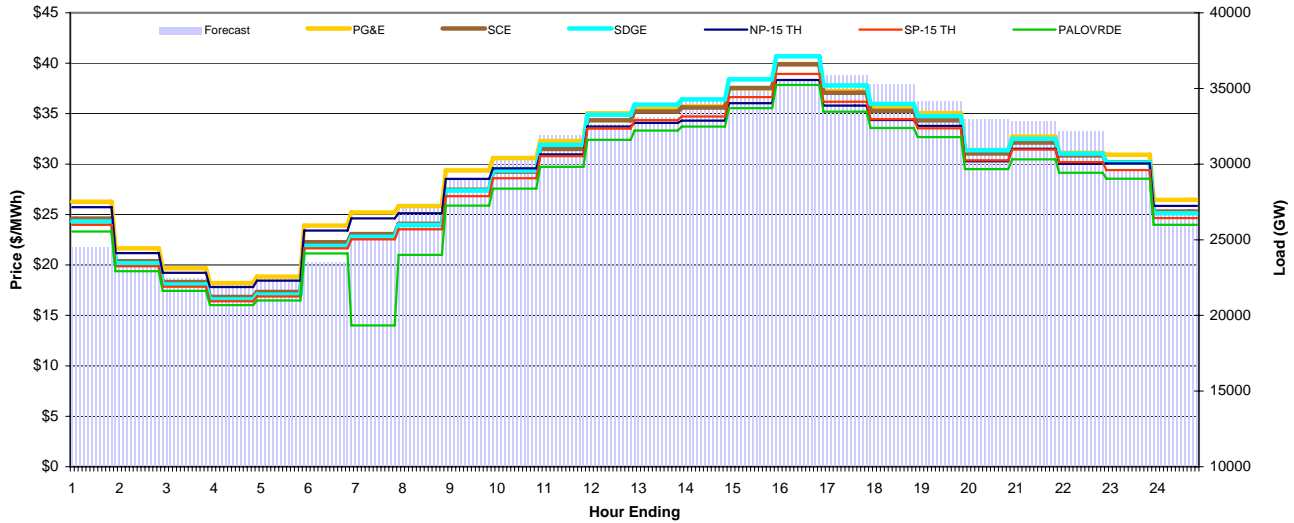
CAISO Daily Report

Thursday July 09, 2009

Price Color Codes: <=0 >=100 >=200

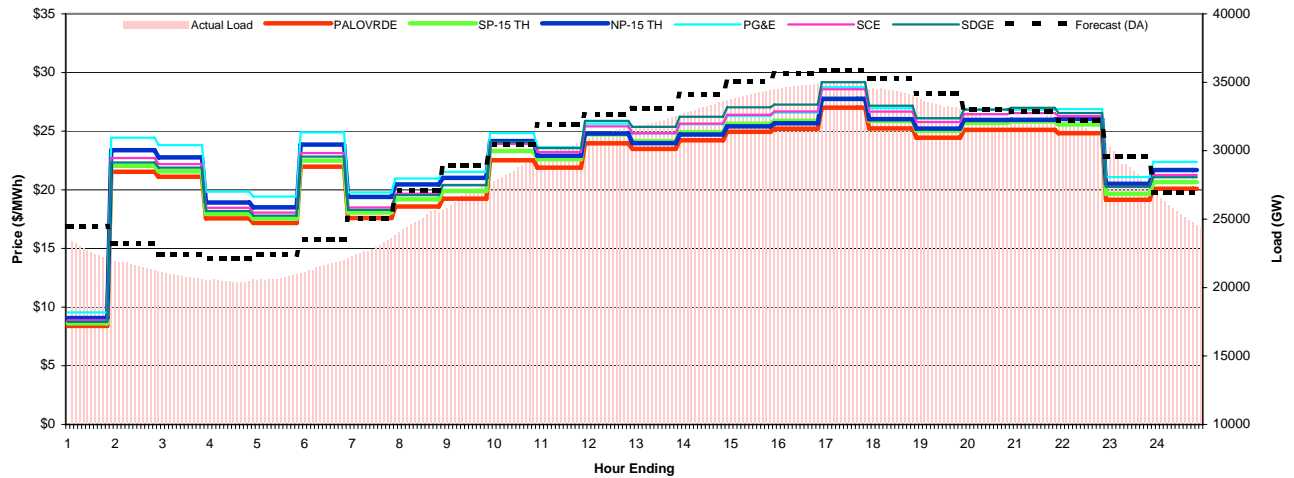
Day-Ahead Prices and Cleared Load

	HE1	HE2	HE3	HE4	HE5	HE6	HE7	HE8	HE9	HE10	HE11	HE12	HE13	HE14	HE15	HE16	HE17	HE18	HE19	HE20	HE21	HE22	HE23	HE24
PG&E	26.27	21.64	19.67	18.21	18.84	23.90	25.21	25.84	29.38	30.60	32.28	35.04	35.47	35.72	37.50	39.92	37.22	35.67	35.05	31.38	32.73	31.11	30.93	26.45
SCE	24.61	20.37	18.31	16.82	17.32	22.25	23.06	24.07	27.45	29.25	31.50	34.34	35.21	35.60	37.55	39.89	37.08	35.28	34.33	31.05	32.14	30.87	30.19	25.29
SDGE	24.32	20.17	18.07	16.59	17.06	21.89	22.79	23.96	27.38	29.36	31.91	34.89	35.90	36.43	38.40	40.69	37.80	35.97	34.77	31.37	32.50	31.05	30.16	25.13
NP-15 TH	25.73	21.17	19.23	17.81	18.45	23.42	24.62	25.13	28.53	29.59	30.96	33.72	34.08	34.31	36.03	38.34	35.79	34.37	33.78	30.27	31.52	30.03	30.06	25.85
SP-15 TH	23.98	19.87	17.85	16.40	16.87	21.65	22.55	23.54	26.83	28.59	30.78	33.51	34.36	34.73	36.64	38.94	36.18	34.45	33.54	30.38	31.44	30.20	29.40	24.65
PALOVPRDE	23.32	19.38	17.43	16.02	16.48	21.14	14.00	21.00	25.88	27.57	29.73	32.40	33.32	33.72	35.54	37.84	35.20	33.59	32.68	29.51	30.47	29.14	28.55	23.98
Forecast	24.5	23.2	22.4	22.1	22.4	23.5	25.0	27.1	28.9	30.4	31.9	32.6	33.1	34.1	35.0	35.6	35.9	35.3	34.2	33.0	32.9	32.2	29.6	26.9



Preliminary Real-Time Prices with Forecasted and Actual System Load

	HE1	HE2	HE3	HE4	HE5	HE6	HE7	HE8	HE9	HE10	HE11	HE12	HE13	HE14	HE15	HE16	HE17	HE18	HE19	HE20	HE21	HE22	HE23	HE24
Palovrde	8.40	21.54	21.11	17.57	17.17	21.98	17.60	18.58	19.25	22.53	21.89	23.97	23.49	24.22	24.95	25.21	27.01	25.24	24.44	25.11	25.11	24.83	19.15	20.09
sp15	8.62	22.05	21.57	17.95	17.56	22.49	18.07	19.20	19.91	23.31	22.61	24.73	24.15	24.90	25.63	25.89	27.74	25.88	25.03	25.71	25.82	25.57	19.66	20.67
np15	9.07	23.37	22.76	18.92	18.51	23.86	19.39	20.46	21.02	24.16	22.90	24.80	23.98	24.71	25.40	25.67	27.75	26.03	25.21	25.95	25.97	26.03	20.51	21.69
pgae	9.55	24.44	23.81	19.84	19.43	24.90	19.78	20.97	21.54	24.84	23.64	25.64	24.82	25.58	26.30	26.59	28.75	26.95	26.09	26.84	26.83	26.88	21.09	22.38
sce	8.88	22.71	22.20	18.46	18.06	23.14	18.49	19.67	20.42	23.91	23.22	25.41	24.83	25.64	26.39	26.67	28.57	26.66	25.78	26.45	26.54	26.28	20.26	21.27
sdge	8.74	22.33	21.89	18.20	17.80	22.84	18.29	19.55	20.39	24.06	23.55	25.87	25.37	26.23	27.04	27.26	29.18	27.18	26.11	26.84	26.99	26.55	20.27	21.07
Forecast-Load	1.9	1.7	1.6	1.6	1.6	1.8	1.9	1.9	1.9	1.6	1.6	1.2	0.8	0.8	0.8	0.9	1.0	1.0	0.9	0.6	0.5	0.7	1.2	1.6
Load	22.60	21.52	20.79	20.49	20.79	21.75	23.13	25.14	27.04	28.82	30.34	31.47	32.25	33.31	34.21	34.77	34.89	34.28	33.26	32.42	32.34	31.46	28.35	25.30



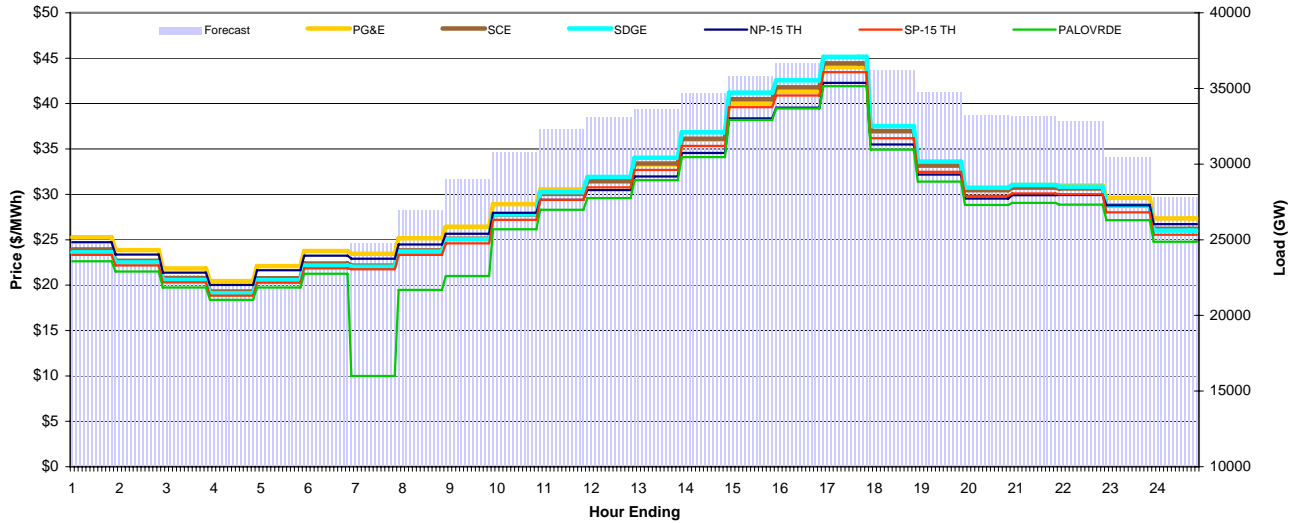
CAISO Daily Report

Friday July 10, 2009

Price Color Codes: <=0 >=100 >=200

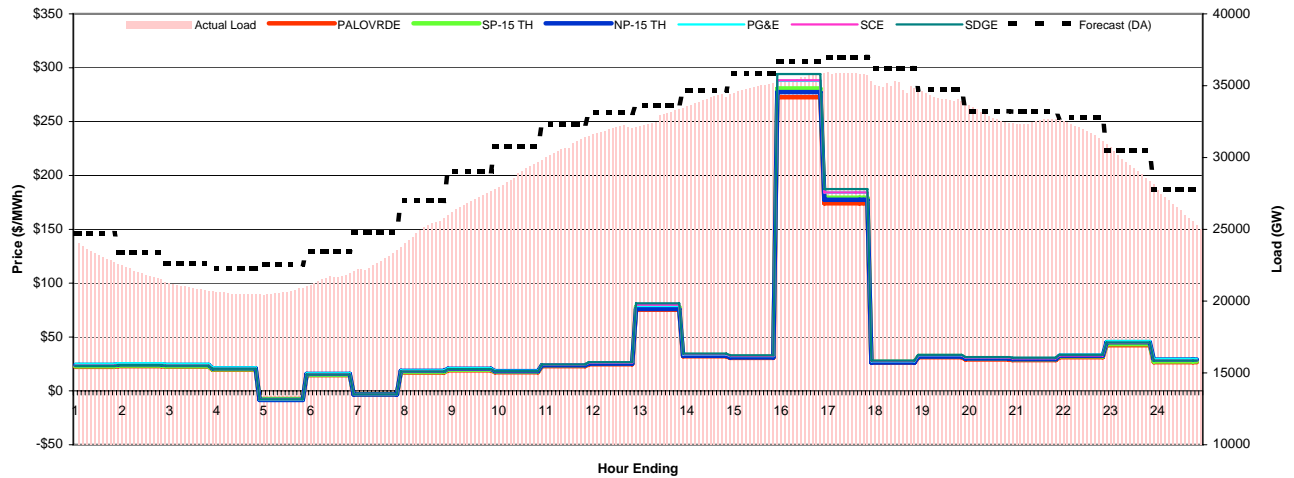
Day-Ahead Prices and Cleared Load

	HE1	HE2	HE3	HE4	HE5	HE6	HE7	HE8	HE9	HE10	HE11	HE12	HE13	HE14	HE15	HE16	HE17	HE18	HE19	HE20	HE21	HE22	HE23	HE24
PG&E	25.27	23.87	21.84	20.45	22.11	23.76	23.45	25.17	26.44	28.93	30.54	31.69	33.29	36.01	40.01	41.29	44.03	36.91	33.42	30.60	31.04	30.97	29.60	27.35
SCE	23.94	22.69	20.77	19.29	20.76	22.38	22.15	23.82	25.12	27.79	30.04	31.44	33.40	36.13	40.48	41.78	44.42	36.97	33.17	30.46	30.74	30.64	28.77	26.21
SDGE	23.61	22.50	20.57	19.11	20.54	22.15	22.04	23.69	25.05	27.81	30.24	31.92	34.03	36.83	41.21	42.56	45.15	37.52	33.61	30.74	31.03	30.84	28.74	26.02
NP-15 TH	24.74	23.37	21.38	20.02	21.64	23.24	22.91	24.48	25.67	27.96	29.40	30.47	31.96	34.56	38.37	39.55	42.28	35.49	32.19	29.54	29.91	29.93	28.80	26.73
SP-15 TH	23.34	22.17	20.30	18.84	20.27	21.85	21.75	23.34	24.60	27.20	29.40	30.78	32.69	35.34	39.61	40.89	43.47	36.18	32.49	29.83	30.10	30.02	28.02	25.55
PALOVDRDE	22.62	21.51	19.74	18.38	19.74	21.25	10.00	19.48	21.00	26.16	28.30	29.59	31.57	34.11	38.20	39.47	41.92	34.93	31.40	28.84	29.05	28.87	27.16	24.79
Forecast	24.7	23.4	22.6	22.3	22.6	23.5	24.8	27.0	29.0	30.8	32.3	33.1	33.6	34.7	35.8	36.7	37.0	36.2	34.8	33.2	33.2	32.8	30.5	27.8



Preliminary Real-Time Prices with Forecasted and Actual System Load

	HE1	HE2	HE3	HE4	HE5	HE6	HE7	HE8	HE9	HE10	HE11	HE12	HE13	HE14	HE15	HE16	HE17	HE18	HE19	HE20	HE21	HE22	HE23	HE24
Palovrde	22.29	22.91	22.43	19.65	-7.45	14.55	-3.04	17.03	19.02	17.22	22.90	24.69	75.39	32.10	30.62	272.59	174.17	26.15	31.29	29.21	28.56	31.17	42.35	26.71
sp15	22.93	23.51	22.97	20.10	-7.64	14.88	-3.11	17.58	19.69	17.83	23.75	25.61	77.99	33.20	31.60	280.85	179.33	26.95	32.26	30.12	29.51	32.16	43.43	27.42
np15	24.16	24.78	24.06	20.96	-8.45	15.80	-3.33	18.68	20.62	18.26	23.75	25.26	76.09	32.61	31.11	277.43	177.45	26.31	31.81	30.03	29.43	32.58	45.16	29.12
pgae	25.09	25.72	25.15	21.92	-8.40	16.33	-3.38	19.10	21.14	18.79	24.52	26.14	78.79	33.79	32.24	287.76	184.12	27.32	32.98	31.07	30.44	33.65	46.45	29.79
sce	23.57	24.13	23.58	20.62	-7.84	15.28	-3.17	17.99	20.16	18.27	24.35	26.26	80.01	34.08	32.44	288.31	184.21	27.67	33.12	30.90	30.25	32.95	44.67	28.18
sdge	23.27	23.99	23.43	20.48	-7.77	15.20	-3.15	17.95	20.19	18.36	24.51	26.64	81.33	34.64	33.08	294.17	187.33	28.12	33.55	31.34	30.83	33.45	44.92	28.16
Forecast-Load	1.6	1.6	1.8	1.8	1.8	1.8	1.9	1.7	1.9	1.7	1.4	1.1	0.7	0.6	0.9	1.0	1.3	1.3	0.7	0.5	0.7	1.1	1.4	1.6
Load	23.17	21.77	20.88	20.48	20.73	21.71	22.93	25.27	27.16	29.07	30.87	32.01	32.92	34.12	34.94	35.62	35.71	34.89	34.04	32.78	32.53	31.67	29.12	26.15



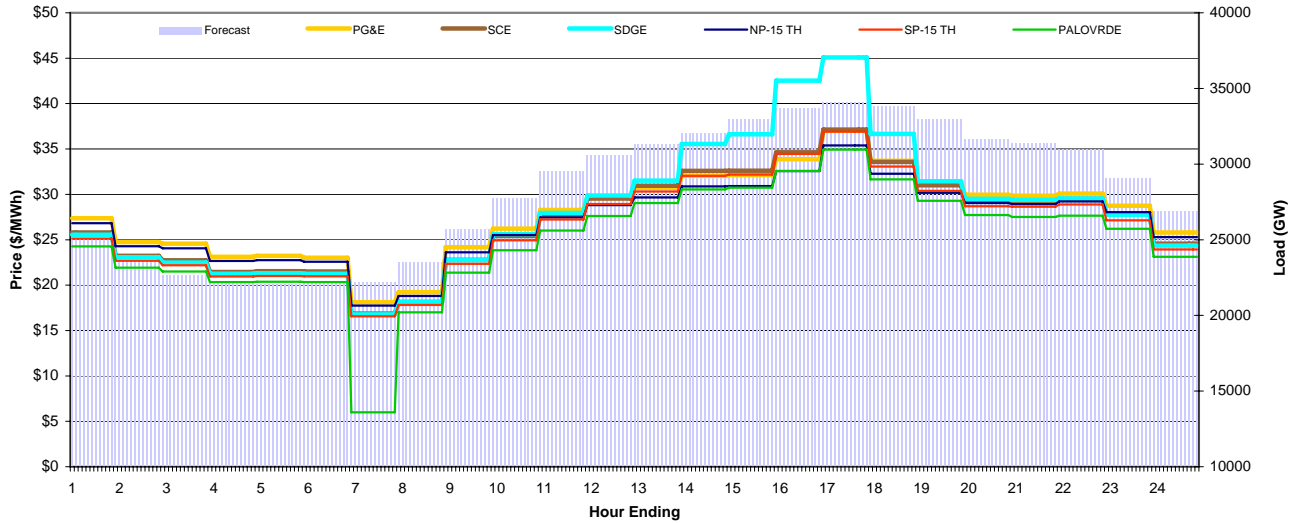
CAISO Daily Report

Saturday July 11, 2009

Price Color Codes: <=0 >=100 >=200

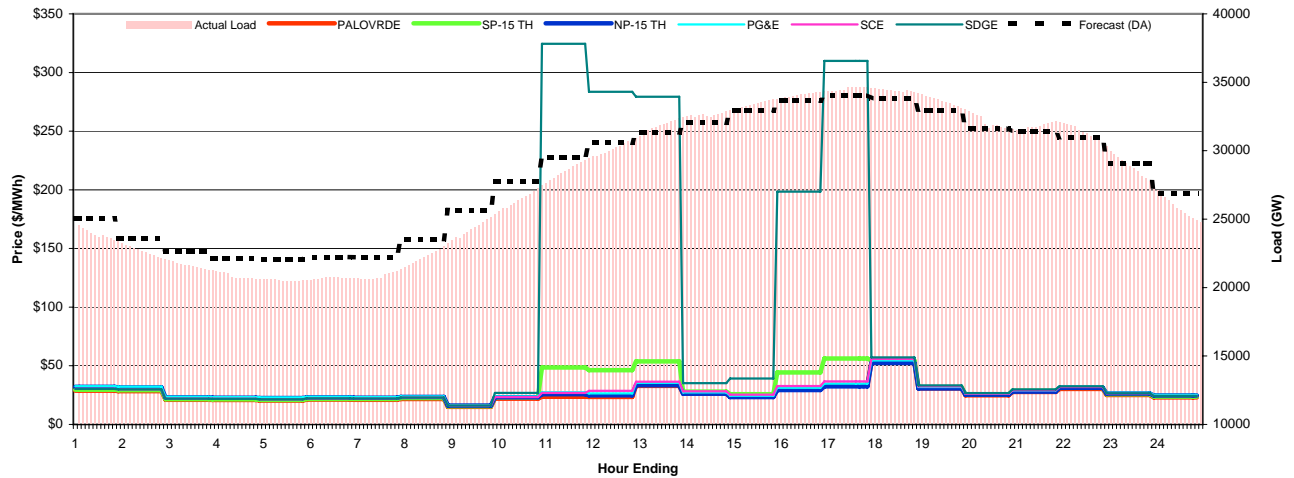
Day-Ahead Prices and Cleared Load

	HE1	HE2	HE3	HE4	HE5	HE6	HE7	HE8	HE9	HE10	HE11	HE12	HE13	HE14	HE15	HE16	HE17	HE18	HE19	HE20	HE21	HE22	HE23	HE24
PG&E	27.37	24.74	24.56	23.13	23.23	23.01	18.12	19.23	24.18	26.22	28.28	29.77	30.72	32.04	32.13	33.88	37.02	33.70	31.38	29.96	29.86	30.09	28.75	25.81
SCE	25.80	23.23	22.74	21.45	21.53	21.50	16.87	18.15	22.79	25.41	27.78	29.54	30.95	32.58	32.61	34.64	37.14	33.57	31.01	29.30	29.25	29.50	27.87	24.57
SDGE	25.55	23.07	22.49	21.25	21.31	21.26	16.78	18.14	22.75	25.60	27.95	29.87	31.51	35.55	36.62	42.53	45.09	36.66	31.45	29.50	29.39	29.55	27.75	24.35
NP-15 TH	26.83	24.29	24.06	22.66	22.76	22.58	17.75	18.80	23.61	25.52	27.46	28.81	29.67	30.87	30.91	32.57	35.39	32.27	30.18	29.05	28.92	29.22	28.05	25.29
SP-15 TH	25.14	22.68	22.18	20.95	21.01	20.97	16.56	17.82	22.35	24.94	27.24	28.94	30.31	32.04	32.19	34.45	36.91	33.07	30.39	28.69	28.64	28.88	27.14	23.94
PALOVORDE	24.27	21.93	21.50	20.33	20.38	20.33	6.00	17.00	21.37	23.85	26.02	27.61	29.05	30.55	30.73	32.58	34.94	31.65	29.30	27.72	27.51	27.66	26.21	23.13
Forecast	25.1	23.6	22.7	22.1	22.0	22.2	22.2	23.5	25.7	27.7	29.5	30.6	31.3	32.0	33.0	33.7	34.1	33.8	32.9	31.6	31.4	31.0	29.1	26.9



Preliminary Real-Time Prices with Forecasted and Actual System Load

	HE1	HE2	HE3	HE4	HE5	HE6	HE7	HE8	HE9	HE10	HE11	HE12	HE13	HE14	HE15	HE16	HE17	HE18	HE19	HE20	HE21	HE22	HE23	HE24
Palovrde	28.82	28.40	20.94	20.85	20.37	21.19	20.98	21.65	14.96	21.91	23.53	23.41	32.81	26.41	23.87	30.23	33.50	52.83	30.76	24.88	27.62	30.24	25.07	23.11
sp15	29.62	29.15	21.51	21.39	20.89	21.74	21.66	22.47	15.60	23.10	48.58	46.18	53.68	28.01	25.78	44.32	56.15	54.46	31.74	25.69	28.59	31.24	25.75	23.74
np15	32.03	31.50	23.12	22.78	22.50	23.01	22.83	23.41	16.12	23.21	25.73	24.77	33.39	26.24	23.34	29.35	32.48	52.35	30.71	25.34	28.02	31.22	26.31	24.67
pgae	32.65	32.15	23.58	23.35	23.07	23.61	23.28	23.90	16.51	23.85	27.38	26.45	35.46	27.34	24.39	31.18	34.80	54.50	31.90	26.22	28.99	32.23	27.05	25.26
sce	30.44	29.91	22.03	21.91	21.40	22.28	22.06	22.88	15.90	23.31	26.92	28.65	36.49	28.21	25.39	32.80	36.68	55.73	32.42	26.25	29.22	31.90	26.42	24.33
sdge	30.28	29.85	21.98	21.87	21.37	22.23	22.09	22.98	16.11	26.87	324.50	283.60	279.40	35.25	39.08	198.40	309.95	57.09	33.32	26.73	29.85	32.44	26.57	24.27
Forecast-Load	1.2	1.1	1.1	1.3	1.5	1.5	1.3	1.1	1.1	1.1	0.8	0.2	-0.6	-0.7	-0.5	-0.5	-0.5	-0.5	-0.5	-0.3	-0.5	-0.1	0.5	1.3
Load	23.82	22.53	21.52	20.78	20.54	20.70	20.93	22.48	24.54	26.65	28.75	30.33	31.98	32.69	33.49	34.16	34.54	34.36	33.49	31.94	31.88	31.12	28.52	25.62



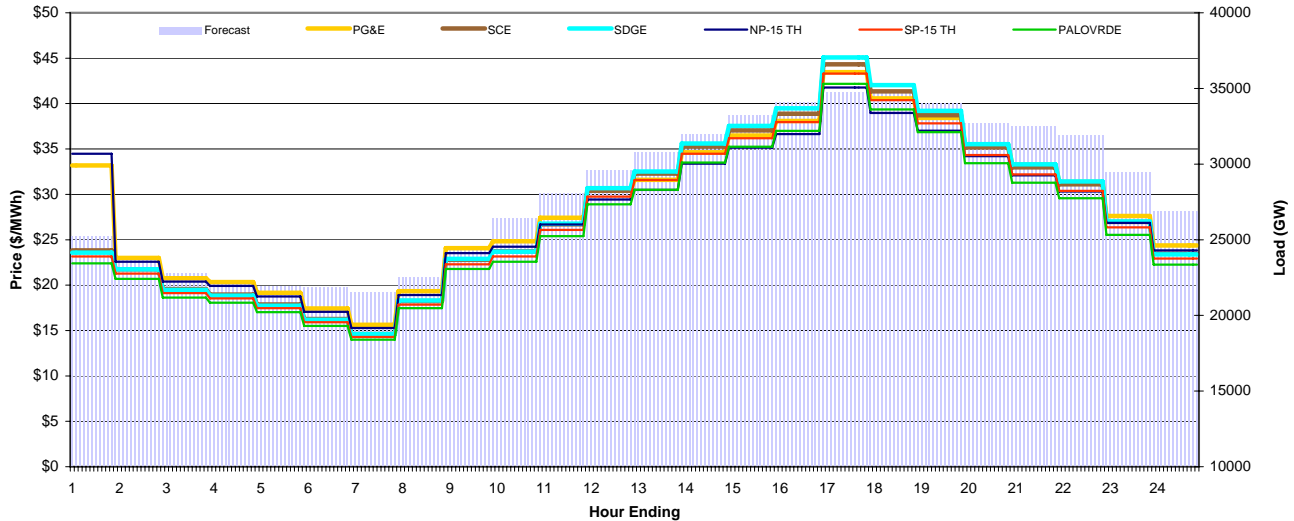
CAISO Daily Report

Sunday July 12, 2009

Price Color Codes: <=0 >=100 >=200

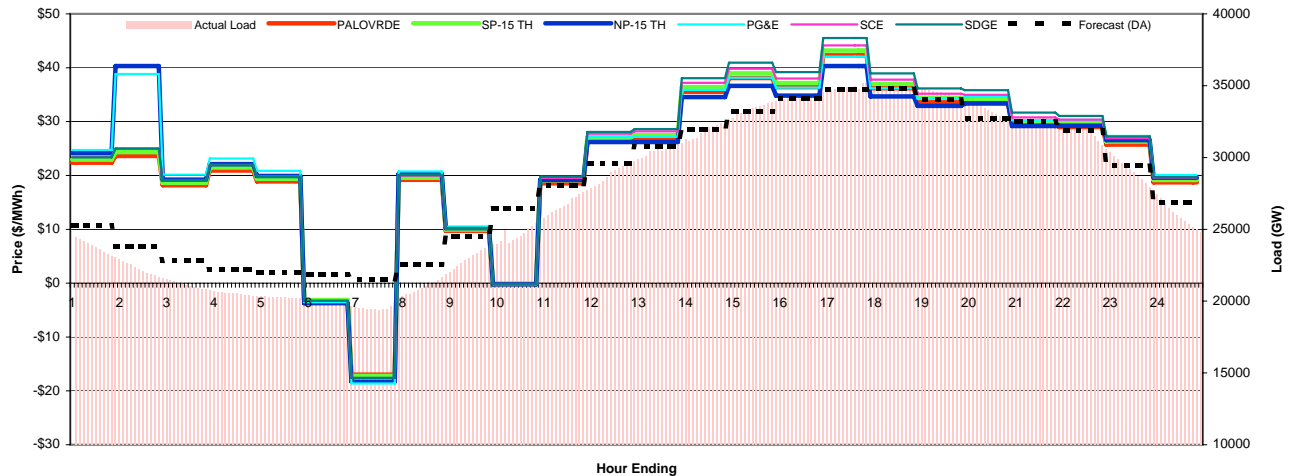
Day-Ahead Prices and Cleared Load

	HE1	HE2	HE3	HE4	HE5	HE6	HE7	HE8	HE9	HE10	HE11	HE12	HE13	HE14	HE15	HE16	HE17	HE18	HE19	HE20	HE21	HE22	HE23	HE24
PG&E	33.19	23.00	20.77	20.34	19.15	17.42	15.63	19.34	24.07	24.83	27.43	30.42	31.60	34.63	36.49	38.08	43.46	40.57	38.41	35.46	33.30	31.38	27.61	24.38
SCE	23.82	21.74	19.56	18.96	17.87	16.26	14.61	18.23	22.79	23.73	26.69	30.40	32.29	35.27	37.04	38.87	44.33	41.34	38.73	35.17	32.97	31.10	26.97	23.47
SDGE	23.57	21.74	19.47	18.84	17.74	16.18	14.60	18.31	22.90	23.68	26.76	30.69	32.52	35.61	37.54	39.48	45.08	42.03	39.20	35.54	33.31	31.43	27.01	23.38
NP-15 TH	34.48	22.58	20.40	19.92	18.76	17.07	15.28	18.91	23.52	24.23	26.68	29.44	30.49	33.39	35.14	36.64	41.76	38.97	37.00	34.21	32.09	30.31	26.86	23.83
SP-15 TH	23.16	21.27	19.13	18.54	17.47	15.91	14.29	17.85	22.29	23.15	26.08	29.74	31.59	34.47	36.18	37.96	43.30	40.38	37.82	34.33	32.20	30.39	26.36	22.92
PALOV RDE	22.41	20.69	18.63	18.06	17.02	15.51	14.00	17.47	21.78	22.58	25.39	28.91	30.51	33.50	35.25	37.00	42.17	39.36	36.84	33.44	31.29	29.57	25.54	22.26
Forecast	25.2	23.8	22.8	22.2	22.0	21.8	21.5	22.5	24.5	26.5	28.1	29.6	30.8	32.0	33.2	34.1	34.7	34.8	34.1	32.7	32.5	31.9	29.4	26.9



Preliminary Real-Time Prices with Forecasted and Actual System Load

	HE1	HE2	HE3	HE4	HE5	HE6	HE7	HE8	HE9	HE10	HE11	HE12	HE13	HE14	HE15	HE16	HE17	HE18	HE19	HE20	HE21	HE22	HE23	HE24
Palovrde	22.36	23.62	18.17	20.93	18.91	-3.14	-16.98	19.20	9.71	-0.14	18.53	26.26	26.69	35.53	38.10	36.39	42.30	36.19	33.66	33.45	29.38	28.99	25.72	18.72
sp15	22.93	24.32	18.62	21.47	19.38	-3.19	-17.23	19.58	9.95	-0.14	19.11	27.09	27.48	36.40	38.96	37.17	43.20	36.98	34.39	34.17	30.10	29.71	26.31	19.17
np15	24.14	40.33	19.23	22.10	19.90	-3.72	-18.30	20.27	10.23	-0.19	19.17	26.22	26.21	34.56	36.65	34.82	40.31	34.68	32.90	33.38	29.16	29.23	26.56	19.59
pgae	24.72	38.83	20.14	23.13	20.86	-3.53	-18.64	20.72	10.49	-0.19	19.73	27.13	27.19	35.90	38.14	36.29	42.06	36.18	34.24	34.63	30.25	30.29	27.33	20.09
sce	23.50	25.04	19.04	21.96	19.82	-3.26	-17.62	20.01	10.17	-0.14	19.55	27.73	28.20	37.19	39.82	38.00	44.15	37.80	35.16	34.96	30.78	30.37	26.90	19.61
sdge	23.34	24.95	19.02	21.88	19.74	-3.25	-17.59	20.09	10.26	-0.13	19.75	28.09	28.60	38.05	40.94	39.19	45.52	38.95	36.16	35.83	31.67	31.06	27.25	19.68
Forecast-Load	1.6	1.7	1.8	1.7	1.7	1.9	1.9	1.4	1.2	1.6	1.2	0.5	0.2	0.0	-0.3	-0.2	-0.2	-0.1	-0.3	-0.4	-0.1	0.3	0.7	1.2
Load	23.66	22.08	21.02	20.47	20.23	19.96	19.65	21.14	23.22	24.83	26.93	29.03	30.57	32.00	33.53	34.32	34.91	34.87	34.34	33.10	32.59	31.65	28.79	25.73



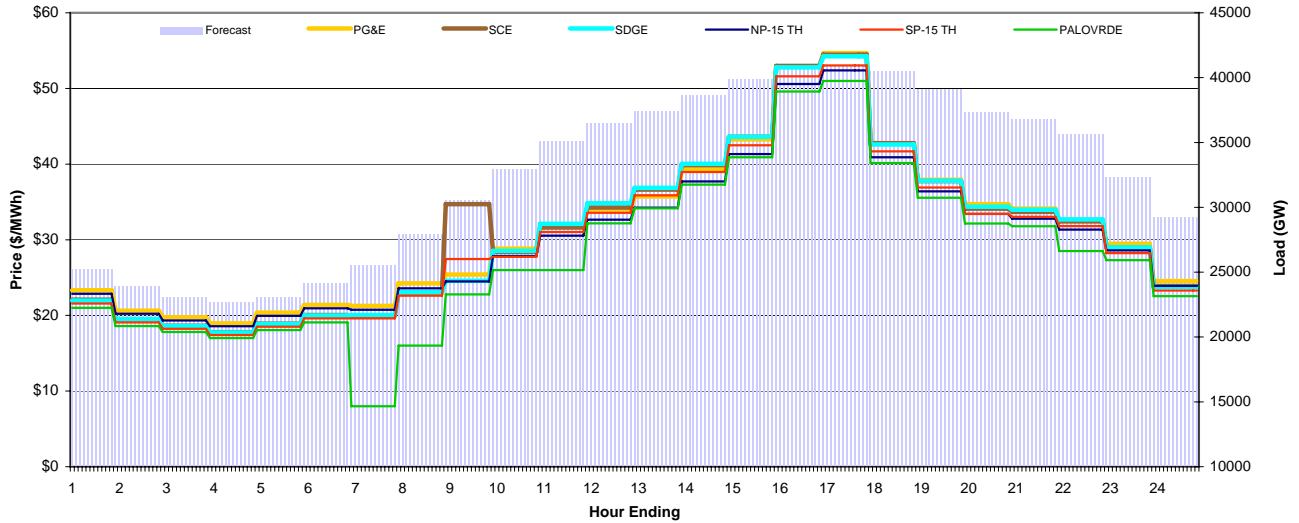
CAISO Daily Report

Monday July 13, 2009

Price Color Codes: <=0 >=100 >=200

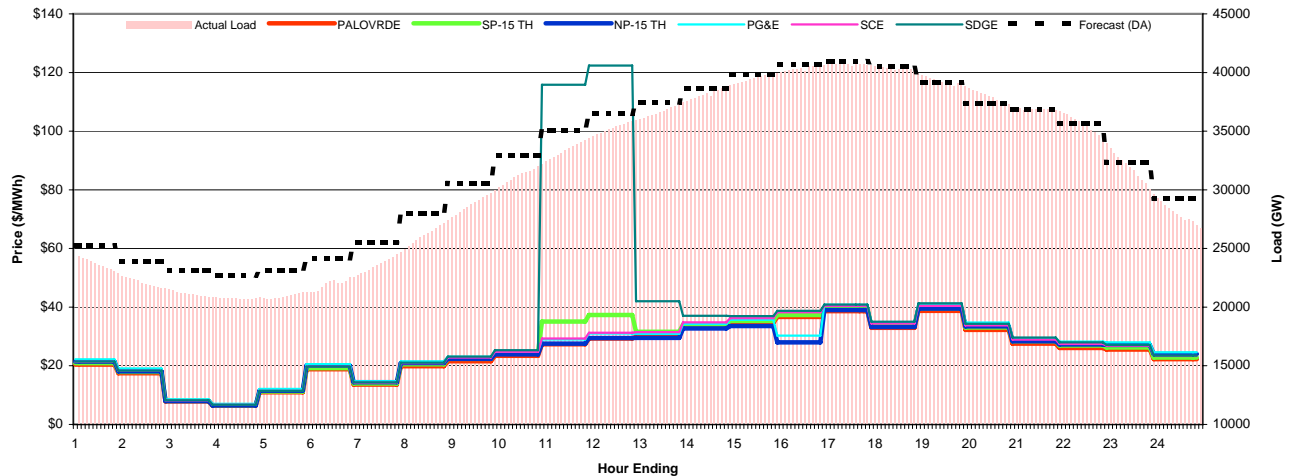
Day-Ahead Prices and Cleared Load

	HE1	HE2	HE3	HE4	HE5	HE6	HE7	HE8	HE9	HE10	HE11	HE12	HE13	HE14	HE15	HE16	HE17	HE18	HE19	HE20	HE21	HE22	HE23	HE24
PG&E	23.33	20.62	19.75	18.95	20.36	21.38	21.24	24.24	25.39	28.83	31.78	34.01	35.73	39.38	43.27	52.86	54.67	42.77	37.92	34.71	34.10	32.51	29.47	24.52
SCE	22.09	19.50	18.63	17.79	18.92	20.05	19.94	23.03	34.70	28.41	31.62	34.26	36.63	39.86	43.62	52.98	54.46	42.76	37.75	34.12	33.70	32.43	28.95	23.87
SDGE	21.96	19.50	18.59	17.74	18.86	19.98	20.05	23.06	24.57	28.52	32.09	34.83	36.87	40.05	43.61	52.79	54.26	42.60	37.79	34.36	33.96	32.70	29.00	23.74
NP-15 TH	22.86	20.22	19.33	18.56	19.94	20.93	20.75	23.57	24.49	27.85	30.54	32.65	34.23	37.70	41.33	50.59	52.38	40.91	36.40	33.41	32.78	31.34	28.60	23.89
SP-15 TH	21.58	19.09	18.23	17.41	18.50	19.59	19.60	22.60	27.45	27.74	31.03	33.57	35.86	38.95	42.49	51.61	53.05	41.68	36.90	33.41	33.03	31.81	28.23	23.28
PALOVPRDE	21.00	18.59	17.80	17.01	18.06	19.08	8.00	16.00	22.77	26.00	26.00	32.17	34.15	37.28	40.90	49.61	51.00	40.14	35.54	32.15	31.79	28.50	27.29	22.55
Forecast	25.2	23.9	23.1	22.7	23.1	24.1	25.5	28.0	30.6	32.9	35.1	36.5	37.4	38.6	39.9	40.6	41.0	40.5	39.1	37.3	36.8	35.6	32.4	29.2



Preliminary Real-Time Prices with Forecasted and Actual System Load

	HE1	HE2	HE3	HE4	HE5	HE6	HE7	HE8	HE9	HE10	HE11	HE12	HE13	HE14	HE15	HE16	HE17	HE18	HE19	HE20	HE21	HE22	HE23	HE24
Palovrde	20.41	17.48	7.86	6.41	10.98	18.80	13.59	19.83	21.55	23.38	27.32	29.29	29.95	33.21	34.62	36.68	38.64	32.94	38.74	32.25	27.56	26.10	25.55	22.27
sp15	20.88	17.89	8.02	6.54	11.22	19.23	13.98	20.52	22.35	24.26	35.10	37.35	31.57	34.10	35.31	37.35	39.39	33.58	39.53	33.07	28.38	26.89	26.23	22.82
np15	21.46	18.14	7.99	6.52	11.54	20.09	14.39	20.93	22.37	23.91	27.55	29.44	29.54	32.76	33.53	27.99	39.02	33.24	39.48	33.43	28.36	27.29	27.14	24.02
pgae	22.23	19.07	8.59	7.05	12.11	20.59	14.73	21.50	23.08	24.76	28.98	30.98	30.89	34.28	35.68	30.26	40.79	34.70	41.10	34.73	29.45	28.27	27.99	24.63
sce	21.35	18.29	8.20	6.69	11.48	19.67	14.22	20.91	22.80	24.75	29.30	31.28	31.51	34.79	36.21	38.22	40.43	34.40	40.43	33.78	28.94	27.42	26.85	23.38
sdge	21.43	18.32	8.22	6.69	11.48	19.71	14.36	21.08	23.12	25.29	115.81	122.38	42.00	37.04	36.94	38.74	40.87	35.01	41.30	34.34	29.60	27.98	27.11	23.44
Forecast-Load	1.7	1.9	2.0	2.0	2.1	2.1	1.7	1.5	1.5	1.5	1.5	1.0	0.6	0.3	0.2	0.2	0.3	0.2	0.0	-0.4	0.0	0.5	1.0	1.5
Load	23.55	22.00	21.07	20.76	20.97	22.09	23.85	26.44	29.05	31.44	33.61	35.43	36.83	38.34	39.61	40.42	40.69	40.24	39.14	37.76	36.84	35.19	31.33	27.71



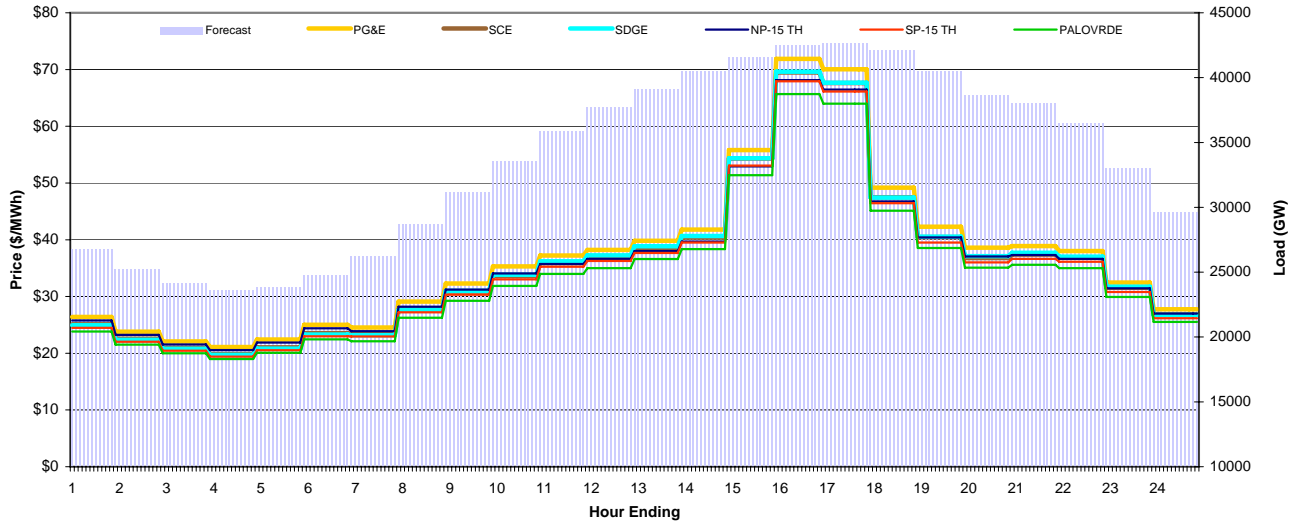
CAISO Daily Report

Tuesday July 14, 2009

Price Color Codes: <=0 >=100 >=200

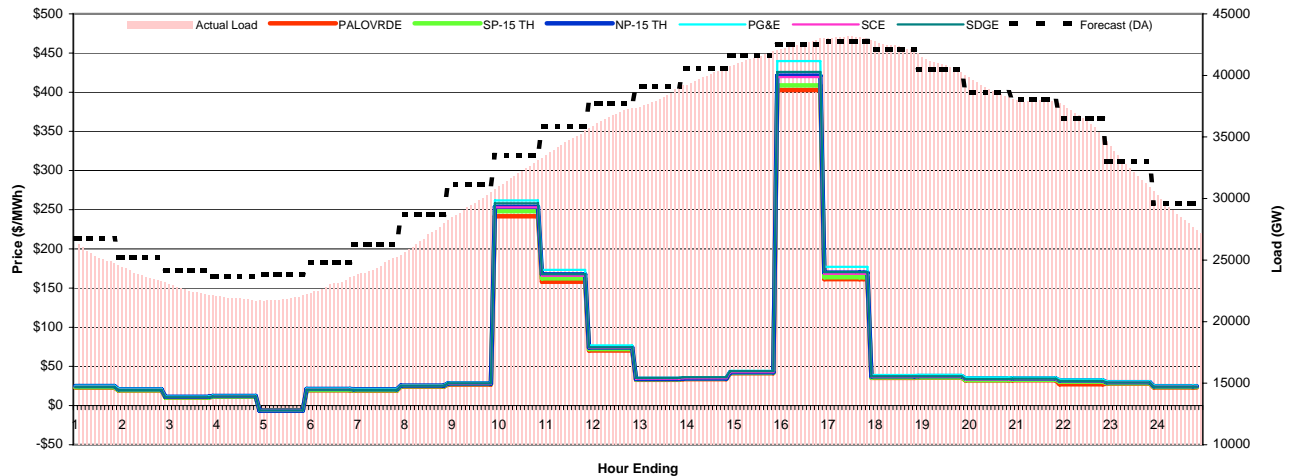
Day-Ahead Prices and Cleared Load

	HE1	HE2	HE3	HE4	HE5	HE6	HE7	HE8	HE9	HE10	HE11	HE12	HE13	HE14	HE15	HE16	HE17	HE18	HE19	HE20	HE21	HE22	HE23	HE24
PG&E	26.41	23.79	22.08	21.09	22.42	25.01	24.53	29.10	32.30	35.30	37.23	38.21	39.82	41.79	55.82	71.89	70.06	49.17	42.31	38.61	38.88	38.01	32.46	27.76
SCE	25.09	22.57	20.93	19.86	21.03	23.55	23.37	27.70	30.89	33.61	35.91	37.00	38.50	40.39	54.31	69.48	67.62	47.48	40.45	36.78	37.39	36.86	31.55	26.85
SDGE	24.92	22.37	20.80	19.72	20.81	23.29	23.17	27.67	30.98	33.83	36.20	37.25	38.86	40.65	54.37	69.64	67.67	47.43	40.56	37.12	37.72	37.03	31.72	26.75
NP-15 TH	25.77	23.24	21.54	20.57	21.87	24.39	23.89	28.21	31.23	34.06	35.72	36.63	38.01	39.67	52.94	68.12	66.46	46.74	40.40	37.05	37.32	36.64	31.45	26.98
SP-15 TH	24.47	22.02	20.44	19.39	20.53	22.98	22.96	27.20	30.32	33.02	35.25	36.26	37.67	39.52	53.07	67.93	66.11	46.44	39.52	36.00	36.62	36.12	30.80	26.18
PALOVDRDE	23.82	21.51	19.99	18.98	20.08	22.45	22.12	26.27	29.24	31.87	33.99	35.00	36.59	38.35	51.39	65.66	63.97	45.11	38.55	35.09	35.58	35.00	29.92	25.51
Forecast	26.8	25.2	24.2	23.6	23.8	24.8	26.2	28.7	31.1	33.5	35.9	37.7	39.1	40.5	41.6	42.5	42.8	42.1	40.5	38.6	38.0	36.5	33.0	29.6



Preliminary Real-Time Prices with Forecasted and Actual System Load

	HE1	HE2	HE3	HE4	HE5	HE6	HE7	HE8	HE9	HE10	HE11	HE12	HE13	HE14	HE15	HE16	HE17	HE18	HE19	HE20	HE21	HE22	HE23	HE24
Palovrde	22.89	19.27	10.31	11.29	-5.87	19.48	19.13	24.17	26.82	241.63	158.11	70.30	33.02	33.73	41.24	402.70	161.40	35.43	35.49	32.06	32.28	27.13	28.00	23.06
sp15	23.46	19.69	10.52	11.52	-6.42	19.90	19.68	24.76	27.52	248.23	162.50	72.05	33.58	34.21	41.80	408.79	163.89	35.99	35.99	32.52	32.92	30.53	28.63	23.64
np15	24.88	20.95	11.24	12.32	-6.57	21.28	20.84	25.64	28.15	253.79	167.53	74.20	33.96	34.57	42.52	421.24	169.84	37.38	37.71	34.69	34.56	32.12	29.88	24.81
pgae	25.45	21.43	11.50	12.60	-6.71	21.77	21.28	26.27	28.96	261.90	173.16	76.83	35.29	36.03	44.35	439.75	177.15	38.99	39.28	35.99	35.86	33.24	30.80	25.47
sce	24.06	20.23	10.81	11.83	-6.28	20.44	20.06	25.26	28.08	253.09	165.75	73.68	34.39	35.00	42.79	419.24	168.05	36.93	37.00	33.40	33.77	31.28	29.44	24.31
sdge	23.93	20.05	10.71	11.72	-6.21	20.22	19.96	25.38	28.42	258.17	167.67	74.46	35.28	36.17	43.93	425.94	170.37	37.36	37.32	33.91	34.27	31.55	29.49	24.10
Forecast-Load	1.5	1.6	1.7	1.8	1.9	1.7	1.6	1.6	1.4	1.2	1.1	0.9	0.7	0.4	0.1	-0.1	-0.2	-0.1	-0.2	-0.1	0.2	0.5	1.0	1.2
Load	25.22	23.61	22.42	21.84	21.92	23.09	24.66	27.12	29.77	32.34	34.80	36.86	38.36	40.13	41.55	42.62	43.01	42.20	40.66	38.71	37.86	35.99	32.00	28.36



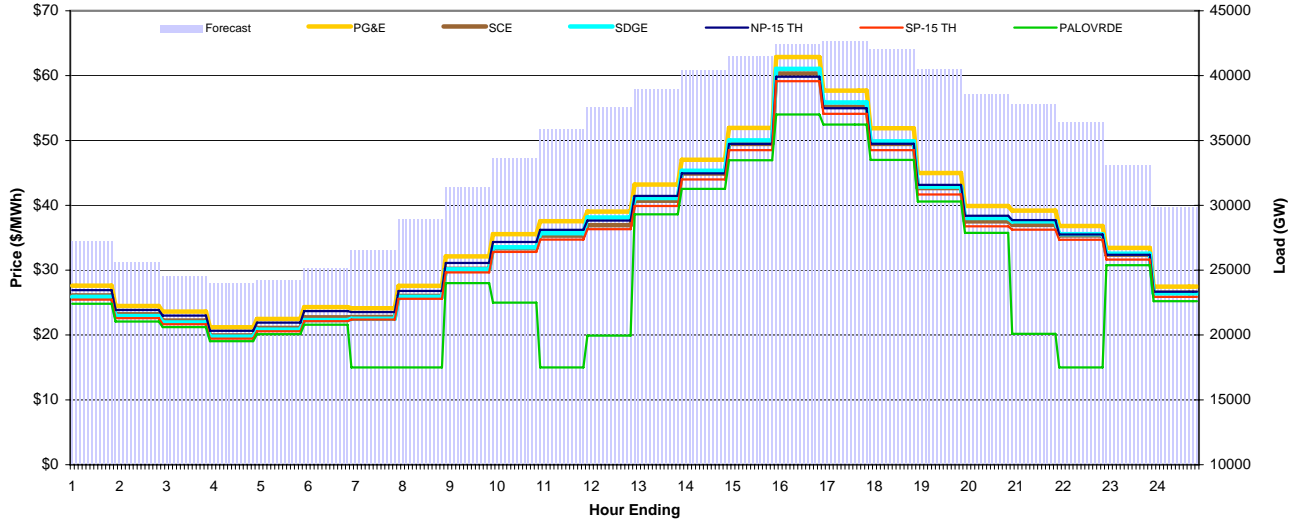
CAISO Daily Report

Wednesday July 15, 2009

Price Color Codes: <=0 >=100 >=200

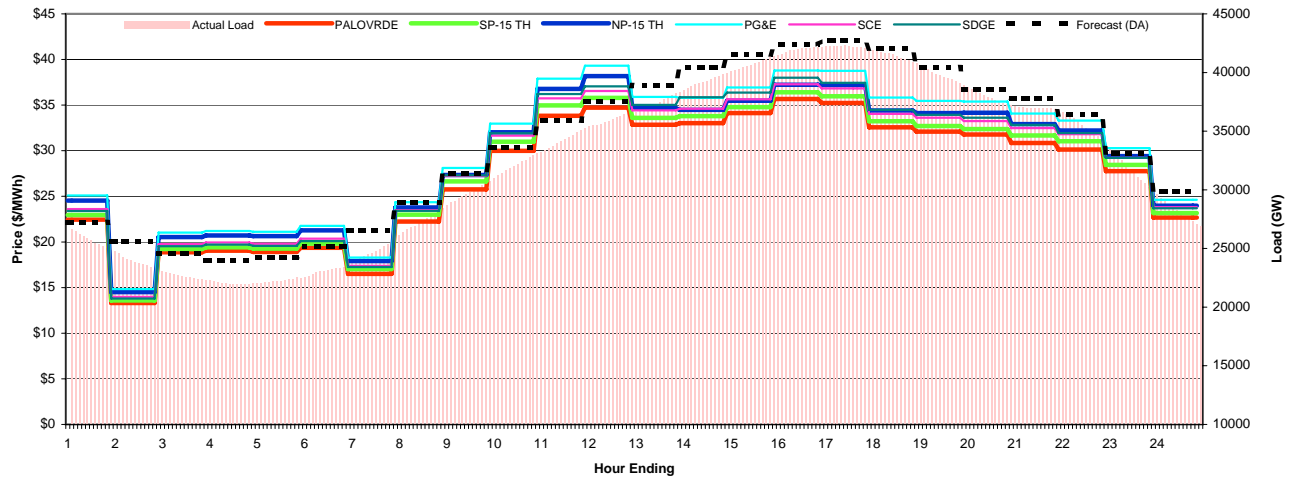
Day-Ahead Prices and Cleared Load

	HE1	HE2	HE3	HE4	HE5	HE6	HE7	HE8	HE9	HE10	HE11	HE12	HE13	HE14	HE15	HE16	HE17	HE18	HE19	HE20	HE21	HE22	HE23	HE24
PG&E	27.61	24.47	23.60	21.19	22.48	24.30	24.13	27.59	32.13	35.56	37.56	39.04	43.21	47.03	51.93	62.87	57.70	51.88	44.98	39.89	39.18	36.81	33.43	27.46
SCE	26.11	23.20	22.23	19.94	21.09	22.71	22.77	26.04	30.20	33.39	35.34	36.94	40.71	44.91	49.48	60.32	55.19	49.47	42.65	37.53	36.99	35.36	32.41	26.54
SDGE	25.88	22.93	21.93	19.73	20.84	22.30	22.50	25.88	30.12	33.54	35.71	38.11	41.14	45.32	50.02	61.04	55.86	49.87	42.88	38.05	37.52	35.56	32.55	26.42
NP-15 TH	26.91	23.87	22.99	20.64	21.91	23.69	23.55	26.80	31.12	34.36	36.22	37.64	41.45	44.94	49.48	59.84	54.98	49.49	43.16	38.40	37.72	35.51	32.38	26.67
SP-15 TH	25.45	22.61	21.67	19.45	20.58	22.13	22.38	25.58	29.66	32.82	34.71	36.31	39.90	43.99	48.50	59.13	54.12	48.51	41.69	36.76	36.25	34.69	31.64	25.89
PALOV RDE	24.82	22.09	21.22	19.05	20.12	21.60	15.00	15.00	28.00	25.00	15.01	19.92	38.60	42.54	46.96	54.00	52.45	47.01	40.59	35.75	20.17	15.01	30.77	25.21
Forecast	27.3	25.6	24.6	24.0	24.2	25.2	26.5	28.9	31.4	33.6	35.9	37.5	38.9	40.4	41.5	42.4	42.7	42.0	40.5	38.5	37.8	36.4	33.1	29.9



Preliminary Real-Time Prices with Forecasted and Actual System Load

	HE1	HE2	HE3	HE4	HE5	HE6	HE7	HE8	HE9	HE10	HE11	HE12	HE13	HE14	HE15	HE16	HE17	HE18	HE19	HE20	HE21	HE22	HE23	HE24
Palovrde	22.45	13.30	18.87	19.05	18.90	19.36	16.50	22.24	25.75	29.99	33.83	34.73	32.84	33.01	34.12	35.67	35.23	32.56	32.09	31.78	30.85	30.12	27.75	22.67
sp15	22.96	13.59	19.22	19.41	19.28	19.81	17.03	22.99	26.64	30.98	34.97	35.79	33.60	33.79	34.77	36.40	35.97	33.23	32.71	32.38	31.67	31.04	28.45	23.17
np15	24.54	14.51	20.54	20.72	20.64	21.28	17.91	23.77	27.33	32.02	36.78	38.18	34.68	34.47	35.48	37.23	37.19	34.41	34.13	34.16	32.91	32.21	29.41	23.98
pgae	25.10	14.83	21.03	21.20	21.11	21.76	18.30	24.35	28.12	32.97	37.90	39.32	35.91	35.79	36.93	38.79	38.76	35.83	35.46	35.39	34.07	33.30	30.29	24.62
sce	23.61	13.98	19.76	19.94	19.80	20.36	17.37	23.48	27.24	31.66	35.74	36.55	34.43	34.60	35.63	37.28	36.82	34.05	33.62	33.25	32.48	31.81	29.22	23.81
sdge	23.40	13.81	19.53	19.71	19.57	20.09	17.26	23.41	27.30	31.92	36.21	37.05	35.02	35.86	36.38	38.01	37.45	34.47	33.94	33.63	32.83	31.94	29.22	23.69
Forecast-Load	1.6	1.9	2.0	2.0	1.9	2.0	1.6	1.4	1.5	1.3	1.5	1.4	1.3	1.0	0.7	0.4	0.5	0.7	0.8	0.8	0.8	1.3	1.7	2.0
Load	25.64	23.72	22.59	22.04	22.30	23.21	24.95	27.49	29.93	32.30	34.41	36.09	37.62	39.40	40.86	42.01	42.18	41.30	39.61	37.77	36.94	35.14	31.35	27.92



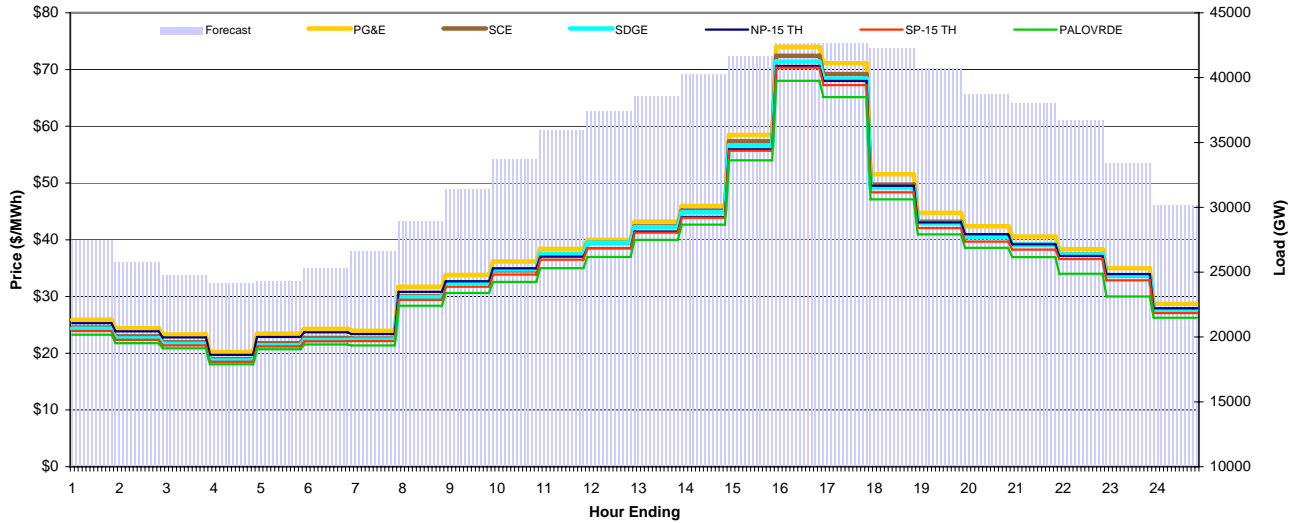
CAISO Daily Report

Thursday July 16, 2009

Price Color Codes: <=0 >=100 >=200

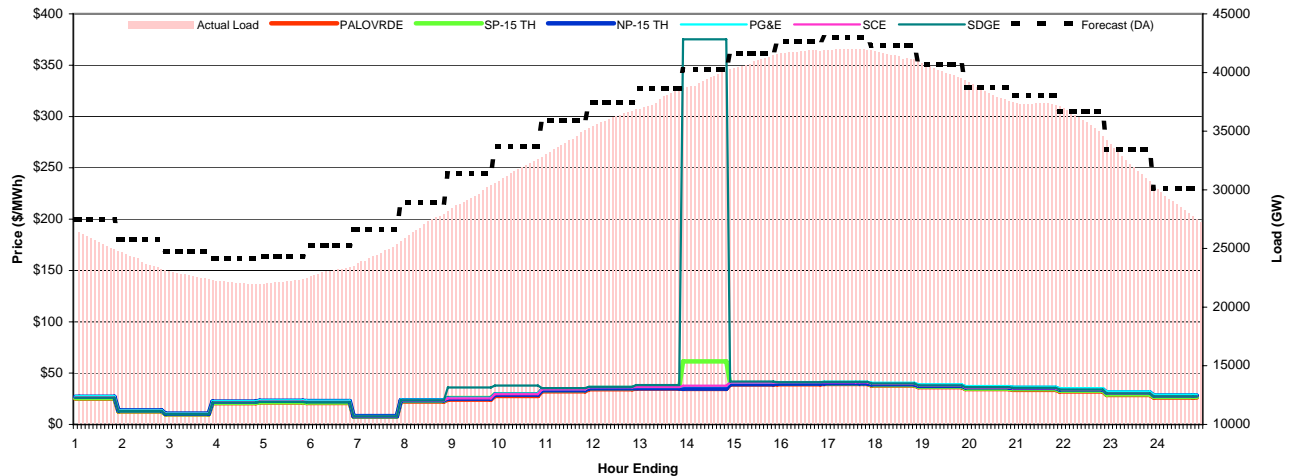
Day-Ahead Prices and Cleared Load

	HE1	HE2	HE3	HE4	HE5	HE6	HE7	HE8	HE9	HE10	HE11	HE12	HE13	HE14	HE15	HE16	HE17	HE18	HE19	HE20	HE21	HE22	HE23	HE24
PG&E	25.92	24.42	23.33	20.22	23.46	24.29	23.96	31.72	33.81	36.18	38.41	40.00	43.19	45.95	58.49	73.99	71.11	51.55	44.74	42.37	40.58	38.36	34.99	28.70
SCE	24.53	22.98	21.94	18.96	21.77	22.71	22.59	30.04	32.42	34.60	37.30	39.44	42.37	45.14	57.35	72.41	69.19	49.73	43.17	40.68	39.14	37.39	33.71	27.75
SDGE	24.31	22.61	21.66	18.73	21.40	22.31	22.36	29.85	32.43	34.81	37.50	39.48	42.21	44.84	56.60	71.39	68.39	49.22	42.93	40.49	39.13	37.39	33.78	27.56
NP-15 TH	25.29	23.86	22.79	19.71	22.88	23.68	23.36	30.82	32.69	34.96	37.03	38.52	41.46	44.02	55.94	70.64	67.97	49.53	43.06	40.97	39.21	37.13	33.97	27.93
SP-15 TH	23.91	22.37	21.38	18.48	21.20	22.11	22.14	29.40	31.71	33.86	36.49	38.52	41.24	43.88	55.71	70.32	67.24	48.37	42.08	39.69	38.25	36.59	32.86	27.06
PALOVPRDE	23.25	21.78	20.85	18.05	20.69	21.53	21.39	28.38	30.62	32.56	35.00	36.96	40.00	42.67	54.00	68.01	65.14	47.11	40.95	38.59	36.95	34.00	30.00	26.26
Forecast	27.4	25.8	24.7	24.2	24.3	25.3	26.6	28.9	31.4	33.7	35.9	37.4	38.6	40.2	41.7	42.6	43.0	42.3	40.7	38.8	38.0	36.7	33.4	30.1



Preliminary Real-Time Prices with Forecasted and Actual System Load

	HE1	HE2	HE3	HE4	HE5	HE6	HE7	HE8	HE9	HE10	HE11	HE12	HE13	HE14	HE15	HE16	HE17	HE18	HE19	HE20	HE21	HE22	HE23	HE24
Palovrde	25.15	12.68	9.80	20.66	21.28	20.95	7.56	22.22	24.10	27.77	32.27	34.29	34.88	34.65	39.00	39.19	39.41	37.93	36.27	34.41	33.66	32.04	28.71	26.18
sp15	25.63	12.94	10.00	21.04	21.69	21.38	7.77	22.87	25.67	29.38	33.44	35.34	35.66	61.48	39.66	39.87	39.89	38.36	36.73	34.94	34.38	32.88	29.36	26.81
np15	26.97	13.74	10.58	22.31	22.99	22.72	8.07	23.57	25.09	29.02	33.42	35.28	35.23	34.86	39.24	39.68	40.06	39.10	37.64	36.15	35.55	34.22	31.17	28.25
pgae	27.61	14.04	10.82	22.82	23.51	23.26	8.25	24.17	25.85	29.95	34.52	36.50	36.55	37.47	40.79	41.28	41.69	40.70	39.12	37.45	36.82	35.37	32.06	28.96
sce	26.37	13.31	10.27	21.62	22.28	21.98	7.94	23.37	25.44	29.41	34.17	36.23	36.54	37.72	40.77	41.07	41.06	39.47	37.79	35.91	35.30	33.74	30.22	27.58
sdge	26.08	13.13	10.16	21.36	22.03	21.73	7.93	23.47	26.06	37.88	35.40	36.63	38.32	375.18	41.76	41.23	41.42	39.86	38.10	36.26	35.71	33.93	30.24	27.37
Forecast-Load	1.9	2.1	2.1	2.1	2.1	2.1	1.9	1.6	1.7	1.7	1.6	1.1	0.7	0.6	0.6	0.8	1.0	1.0	0.8	0.7	0.7	1.2	1.6	1.7
Load	25.51	23.72	22.61	22.06	22.26	23.21	24.78	27.32	29.66	32.01	34.34	36.31	37.94	39.62	41.08	41.83	41.98	41.30	39.94	38.08	37.30	35.50	31.78	28.40



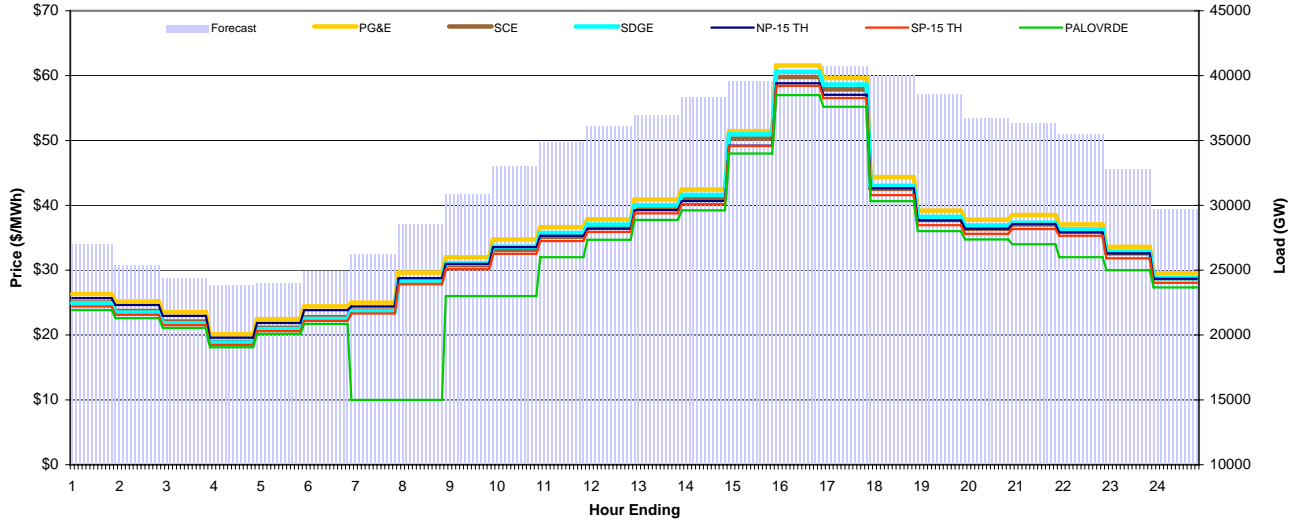
CAISO Daily Report

Friday July 17, 2009

Price Color Codes: <=0 >=100 >=200

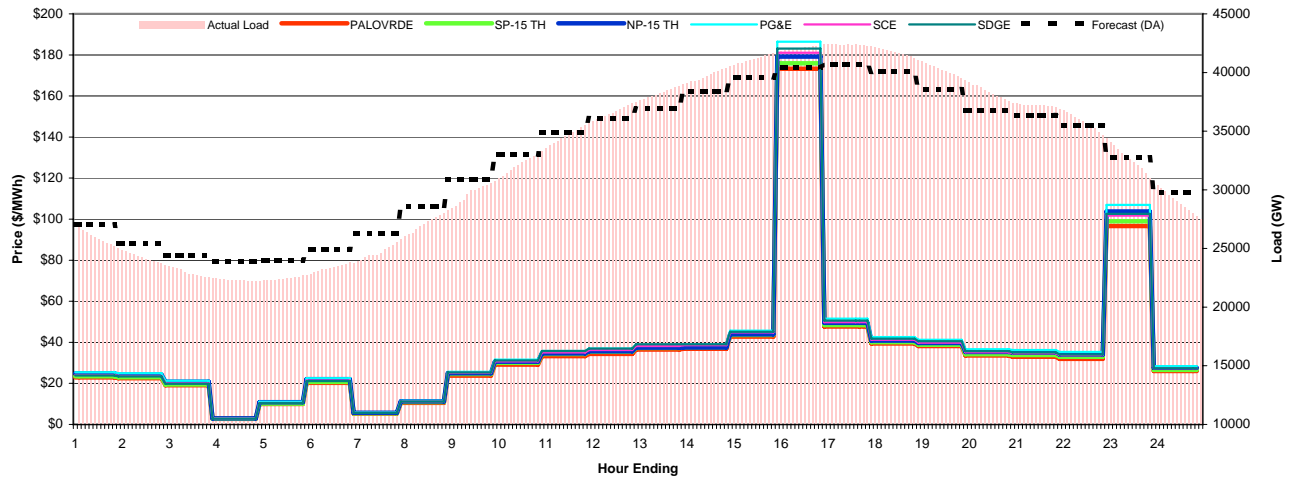
Day-Ahead Prices and Cleared Load

	HE1	HE2	HE3	HE4	HE5	HE6	HE7	HE8	HE9	HE10	HE11	HE12	HE13	HE14	HE15	HE16	HE17	HE18	HE19	HE20	HE21	HE22	HE23	HE24
PG&E	26.34	25.18	23.51	20.12	22.44	24.43	25.01	29.63	32.01	34.75	36.63	37.85	40.90	42.43	51.45	61.57	59.64	44.37	39.17	37.80	38.51	37.06	33.61	29.52
SCE	25.02	23.71	22.07	18.92	21.12	22.75	23.76	28.39	30.76	33.14	35.15	36.58	39.61	41.12	50.31	59.80	57.89	42.54	37.76	36.38	37.06	35.98	32.59	28.75
SDGE	24.89	23.45	21.82	18.82	20.91	22.48	23.63	28.42	31.05	33.60	35.73	37.05	39.98	41.61	50.96	60.59	58.63	43.01	38.23	36.88	37.30	36.28	32.85	28.76
NP-15 TH	25.69	24.62	22.94	19.59	21.87	23.83	24.41	28.77	30.97	33.55	35.30	36.40	39.26	40.66	49.19	58.81	57.04	42.63	37.68	36.40	37.12	35.82	32.59	28.67
SP-15 TH	24.40	23.11	21.52	18.48	20.60	22.17	23.32	27.84	30.16	32.53	34.51	35.89	38.75	40.18	49.16	58.42	56.55	41.57	36.94	35.62	36.34	35.32	31.82	28.05
PALOVPRDE	23.85	22.61	21.09	18.11	20.19	21.71	10.00	10.00	26.00	26.00	32.00	34.69	37.76	39.22	47.99	57.00	55.20	40.63	36.01	34.74	34.00	32.00	30.00	27.33
Forecast	27.0	25.4	24.4	23.9	24.0	24.9	26.3	28.6	30.9	33.0	34.9	36.1	36.9	38.4	39.6	40.4	40.7	40.1	38.6	36.7	36.4	35.5	32.8	29.7



Preliminary Real-Time Prices with Forecasted and Actual System Load

	HE1	HE2	HE3	HE4	HE5	HE6	HE7	HE8	HE9	HE10	HE11	HE12	HE13	HE14	HE15	HE16	HE17	HE18	HE19	HE20	HE21	HE22	HE23	HE24
Palovrde	22.88	22.50	19.10	2.72	9.97	20.30	5.30	10.55	23.75	29.13	33.28	34.35	36.49	36.90	42.81	173.27	47.71	39.47	38.18	33.58	32.96	31.99	96.65	26.01
sp15	23.43	22.98	19.47	2.77	10.16	20.74	5.46	10.90	24.57	30.04	34.29	35.40	37.26	37.55	43.53	175.91	48.41	40.07	38.82	34.22	33.87	32.95	99.02	26.59
np15	24.83	24.21	20.81	2.97	10.85	22.08	5.73	11.21	24.93	30.56	34.57	35.65	37.42	37.51	43.87	179.20	49.46	40.88	39.68	35.32	34.99	34.09	103.78	27.60
pgae	25.40	24.91	21.28	3.03	11.08	22.56	5.86	11.50	25.67	31.53	35.75	36.95	38.85	39.03	45.66	186.45	51.48	42.54	41.25	36.66	36.27	35.27	106.94	28.37
sce	24.10	23.62	20.01	2.85	10.44	21.32	5.58	11.14	25.11	30.73	35.09	36.25	38.22	38.61	44.80	181.05	49.78	41.19	39.87	35.13	34.70	33.73	101.74	27.33
sdge	23.86	23.38	19.82	2.83	10.36	21.14	5.58	11.18	25.31	31.18	35.79	36.92	39.06	39.07	45.15	183.08	50.56	41.78	40.52	35.67	35.11	34.07	102.57	27.32
Forecast-Load	1.3	1.3	1.6	1.6	1.5	1.4	1.3	1.2	0.9	0.6	0.0	-0.7	-1.5	-1.5	-1.7	-1.8	-1.6	-1.5	-1.4	-1.4	-0.8	0.0	0.6	1.1
Load	25.77	24.10	22.84	22.29	22.50	23.48	24.91	27.36	29.94	32.40	34.85	36.82	38.43	39.91	41.31	42.18	42.35	41.59	40.02	38.14	37.14	35.48	32.14	28.69



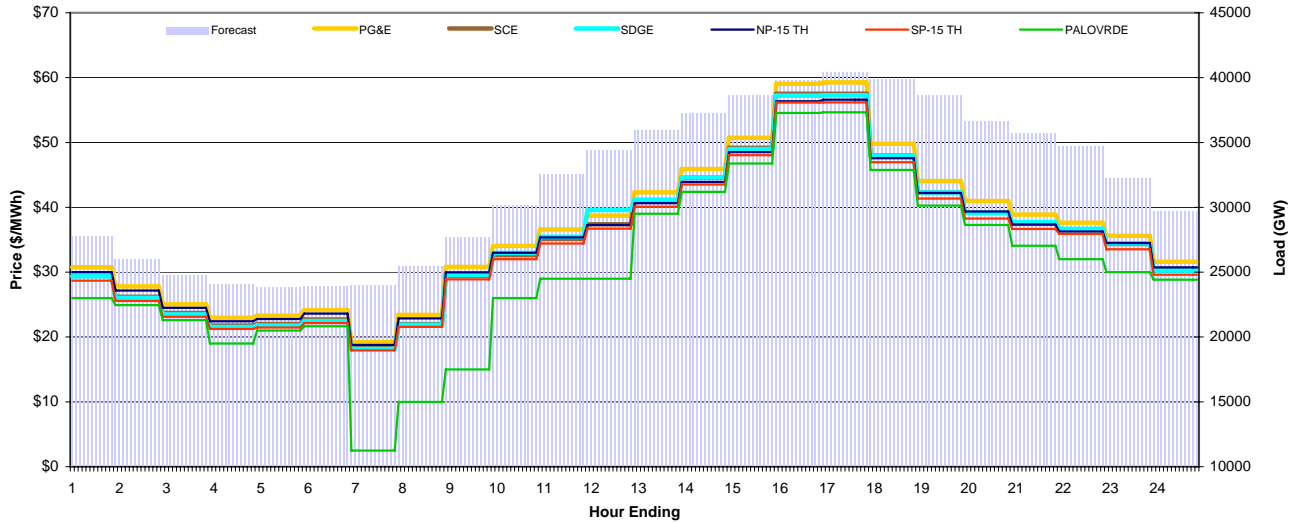
CAISO Daily Report

Saturday July 18, 2009

Price Color Codes: <=0 >=100 >=200

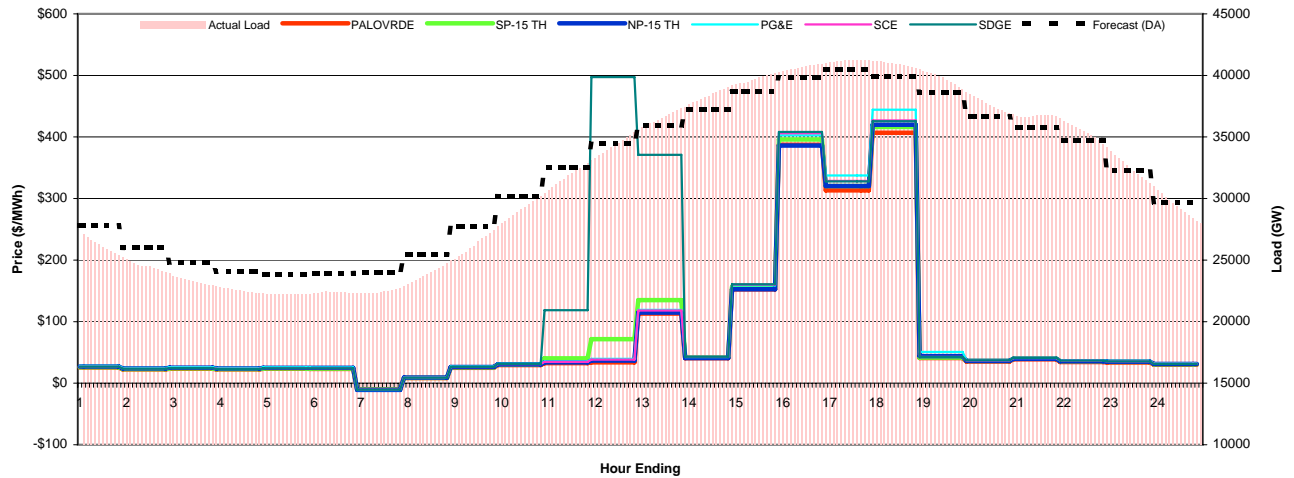
Day-Ahead Prices and Cleared Load

	HE1	HE2	HE3	HE4	HE5	HE6	HE7	HE8	HE9	HE10	HE11	HE12	HE13	HE14	HE15	HE16	HE17	HE18	HE19	HE20	HE21	HE22	HE23	HE24
PG&E	30.77	27.80	25.04	22.98	23.30	24.16	19.20	23.43	30.82	34.05	36.59	38.72	42.31	45.93	50.74	59.05	59.28	49.78	44.07	40.99	38.89	37.64	35.61	31.60
SCE	29.42	26.20	23.70	21.77	22.00	22.71	18.28	21.99	29.47	32.63	35.11	37.37	41.00	44.56	49.18	57.51	57.52	48.02	42.29	39.15	37.46	36.62	34.35	30.37
SDGE	29.36	26.03	23.48	21.54	21.76	22.46	18.16	21.89	29.59	32.97	35.47	39.61	41.18	44.62	48.98	57.23	57.30	47.99	42.28	39.15	37.70	36.68	34.45	30.24
NP-15 TH	30.01	27.17	24.50	22.43	22.77	23.62	18.78	22.87	29.98	32.99	35.36	37.29	40.63	43.93	48.51	56.35	56.59	47.58	42.21	39.35	37.36	36.27	34.48	30.74
SP-15 TH	28.70	25.56	23.12	21.24	21.46	22.15	17.95	21.56	28.90	32.00	34.43	36.71	40.10	43.53	48.03	56.15	56.17	46.94	41.36	38.28	36.67	35.91	33.53	29.61
PALOVDRDE	26.00	24.93	22.60	19.00	21.00	21.66	2.48	10.00	15.01	26.00	29.00	29.00	39.00	42.40	46.75	54.55	54.64	45.76	40.28	37.29	34.08	32.00	30.00	28.85
Forecast	27.8	26.0	24.8	24.1	23.8	23.9	24.0	25.5	27.7	30.2	32.5	34.4	35.9	37.2	38.7	39.8	40.5	39.9	38.6	36.6	35.7	34.7	32.3	29.7



Preliminary Real-Time Prices with Forecasted and Actual System Load

	HE1	HE2	HE3	HE4	HE5	HE6	HE7	HE8	HE9	HE10	HE11	HE12	HE13	HE14	HE15	HE16	HE17	HE18	HE19	HE20	HE21	HE22	HE23	HE24
Palovrde	25.51	22.35	23.51	22.38	23.47	23.26	-10.14	8.41	25.02	29.32	32.52	33.91	113.16	40.59	152.44	387.44	313.36	407.00	40.81	35.22	38.77	34.39	33.55	29.93
sp15	26.11	22.90	24.12	22.96	24.04	23.83	-10.43	8.70	25.87	30.35	40.27	71.45	134.93	41.70	156.17	396.02	320.23	416.17	41.76	36.11	39.97	35.68	34.61	30.80
np15	27.23	23.86	25.39	24.11	25.09	24.94	-10.89	9.05	26.40	30.49	33.94	36.84	114.82	40.81	152.53	386.09	320.30	419.95	44.07	36.23	39.50	35.66	35.01	31.15
pgae	28.15	24.78	25.99	24.69	25.68	25.55	-11.13	9.26	27.08	31.45	35.37	39.68	119.16	42.53	159.00	402.73	337.47	444.35	50.79	37.56	40.89	36.87	36.08	32.06
sce	26.84	23.50	24.70	23.50	24.62	24.39	-10.61	8.87	26.38	30.94	34.76	38.24	118.08	42.74	160.25	406.13	328.58	426.88	42.76	36.89	40.80	36.40	35.41	31.52
sdge	26.74	23.35	24.51	23.30	24.35	24.21	-10.54	8.87	26.50	31.30	118.73	497.26	371.09	42.89	160.65	408.25	327.78	425.55	42.82	37.28	41.24	36.67	35.50	31.38
Forecast-Load	1.8	1.7	1.6	1.6	1.6	1.6	1.5	1.4	1.1	0.8	0.4	-0.2	-0.8	-1.3	-1.2	-0.9	-0.7	-0.9	-0.8	-0.8	-0.9	-0.4	0.1	0.7
Load	26.01	24.33	23.16	22.45	22.21	22.35	22.51	24.11	26.57	29.41	32.14	34.62	36.77	38.54	39.84	40.73	41.19	40.79	39.46	37.42	36.63	35.11	32.11	29.01



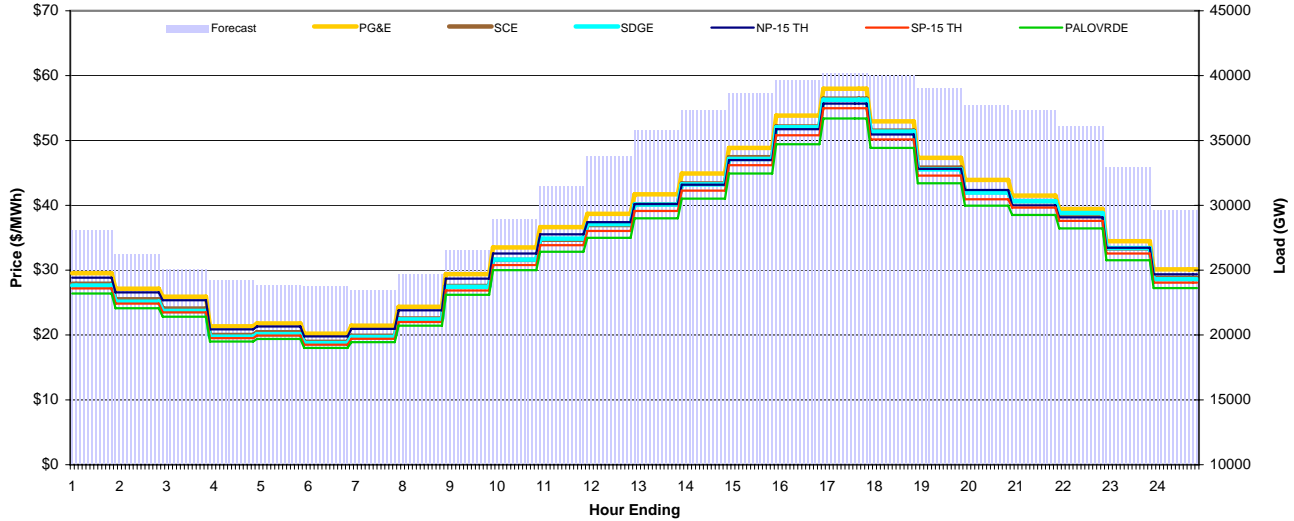
CAISO Daily Report

Sunday July 19, 2009

Price Color Codes: <=0 >=100 >=200

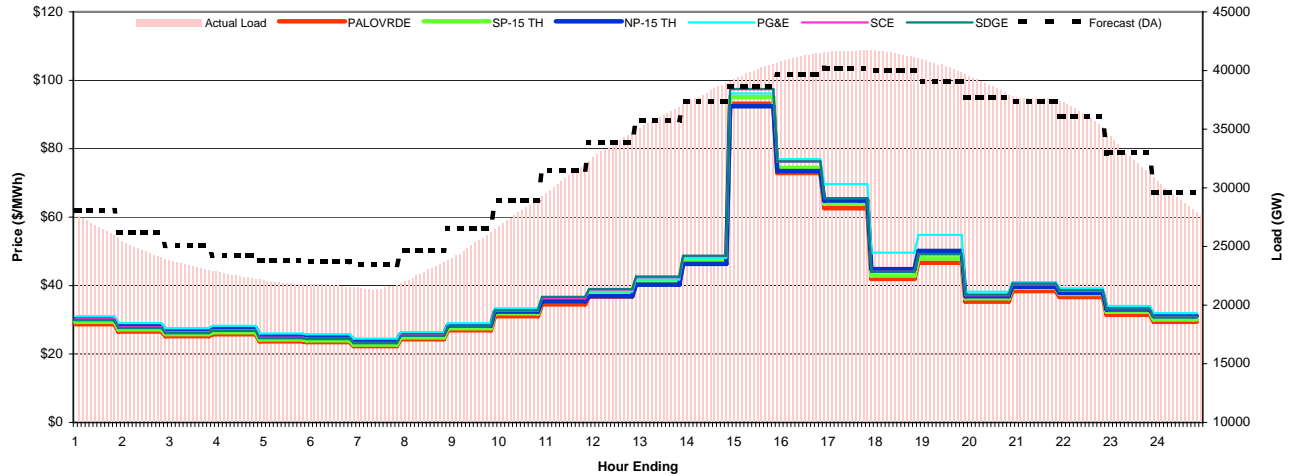
Day-Ahead Prices and Cleared Load

	HE1	HE2	HE3	HE4	HE5	HE6	HE7	HE8	HE9	HE10	HE11	HE12	HE13	HE14	HE15	HE16	HE17	HE18	HE19	HE20	HE21	HE22	HE23	HE24
PG&E	29.53	27.15	25.91	21.33	21.78	20.21	21.44	24.34	29.40	33.51	36.64	38.70	41.69	44.90	48.86	53.83	57.99	52.95	47.33	43.92	41.49	39.43	34.48	30.12
SCE	27.91	25.50	24.08	20.01	20.42	18.95	19.89	22.55	27.56	31.58	34.70	36.95	40.14	43.37	47.42	52.16	56.45	51.51	45.82	42.05	40.67	38.52	33.37	28.81
SDGE	27.64	25.15	23.71	19.74	20.13	18.75	19.70	22.40	27.44	31.63	34.86	37.12	40.12	43.24	47.14	52.04	56.29	51.37	45.55	41.97	40.65	38.81	33.42	28.61
NP-15 TH	28.84	26.57	25.36	20.87	21.31	19.79	20.96	23.80	28.68	32.56	35.53	37.41	40.20	43.19	46.98	51.75	55.70	50.93	45.62	42.38	40.01	38.14	33.46	29.36
SP-15 TH	27.20	24.86	23.48	19.53	19.92	18.50	19.41	22.02	26.88	30.79	33.86	36.05	39.14	42.27	46.20	50.81	54.98	50.15	44.60	40.93	39.65	37.59	32.57	28.09
PALOVDRDE	26.40	24.14	22.82	19.00	19.39	18.02	18.90	21.45	26.19	30.00	32.85	34.98	38.00	41.04	44.91	49.42	53.41	48.85	43.39	39.95	38.51	36.45	31.53	27.24
Forecast	28.1	26.2	25.0	24.2	23.8	23.7	23.4	24.7	26.6	29.0	31.5	33.8	35.8	37.3	38.6	39.7	40.2	40.0	39.0	37.7	37.3	36.1	33.0	29.6



Preliminary Real-Time Prices with Forecasted and Actual System Load

	HE1	HE2	HE3	HE4	HE5	HE6	HE7	HE8	HE9	HE10	HE11	HE12	HE13	HE14	HE15	HE16	HE17	HE18	HE19	HE20	HE21	HE22	HE23	HE24
Palovrde	28.73	26.55	25.19	25.78	23.70	23.47	22.30	24.33	26.92	31.06	34.52	36.80	40.35	46.39	53.17	72.90	62.60	41.94	46.68	35.33	38.37	36.65	31.46	29.41
sp15	29.43	27.20	25.80	26.39	24.25	23.99	22.76	24.88	27.54	31.91	35.47	37.93	41.42	47.43	55.09	74.40	63.94	42.94	47.92	36.30	39.36	37.56	32.38	30.11
np15	30.25	28.43	26.99	27.63	25.44	25.20	23.97	25.86	28.32	32.43	35.42	36.91	40.28	46.32	52.43	73.48	64.88	44.82	50.15	36.90	39.68	37.89	33.01	31.10
pgae	31.02	29.06	27.56	28.25	26.00	25.77	24.51	26.43	29.02	33.36	36.51	38.28	41.82	48.14	56.15	76.97	69.68	49.61	54.79	38.19	41.03	39.21	34.06	31.93
sce	30.15	27.84	26.40	26.98	24.79	24.52	23.26	25.43	28.18	32.66	36.29	38.80	42.43	48.62	57.40	76.20	65.57	44.06	49.10	37.17	40.31	38.43	33.12	30.86
sdge	29.94	27.58	26.12	26.75	24.60	24.35	23.13	25.30	28.20	32.82	36.70	38.99	42.64	48.72	57.45	76.32	65.58	44.01	49.22	37.35	40.60	38.69	33.09	30.68
Forecast-Load	1.5	1.7	1.8	1.8	1.9	2.1	1.9	1.6	1.1	0.7	0.3	-0.2	-0.5	-1.0	-1.5	-1.6	-1.5	-1.3	-1.2	-0.9	-0.3	0.2	0.7	0.8
Load	26.57	24.52	23.28	22.46	21.88	21.67	21.56	23.09	25.45	28.25	31.20	33.99	36.30	38.37	40.16	41.28	41.70	41.36	40.26	38.54	37.58	35.95	32.27	28.83



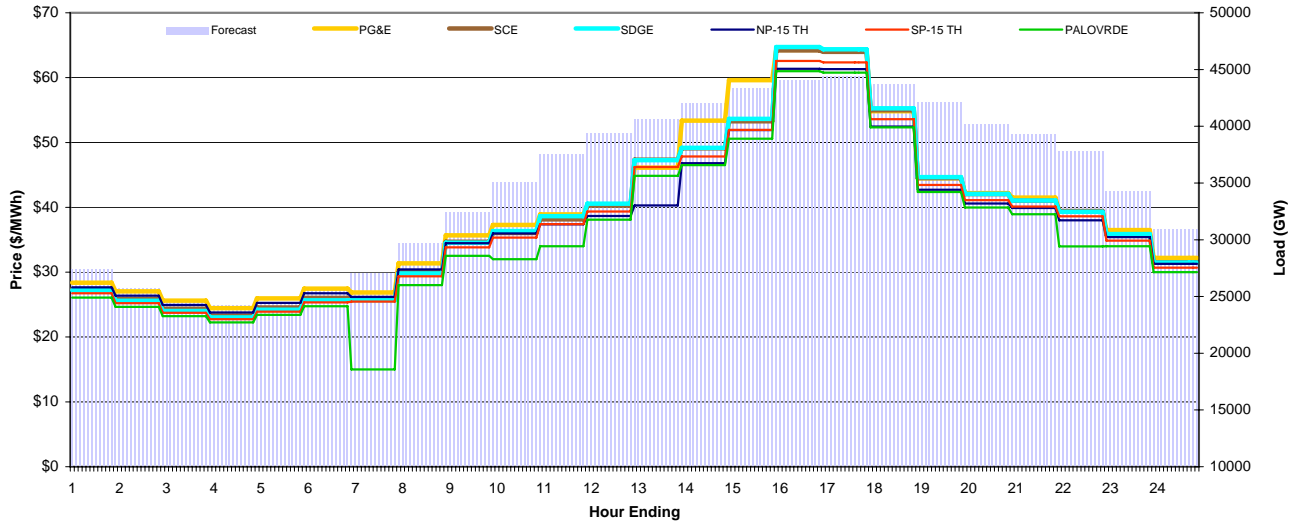
CAISO Daily Report

Monday July 20, 2009

Price Color Codes: <=0 >=100 >=200

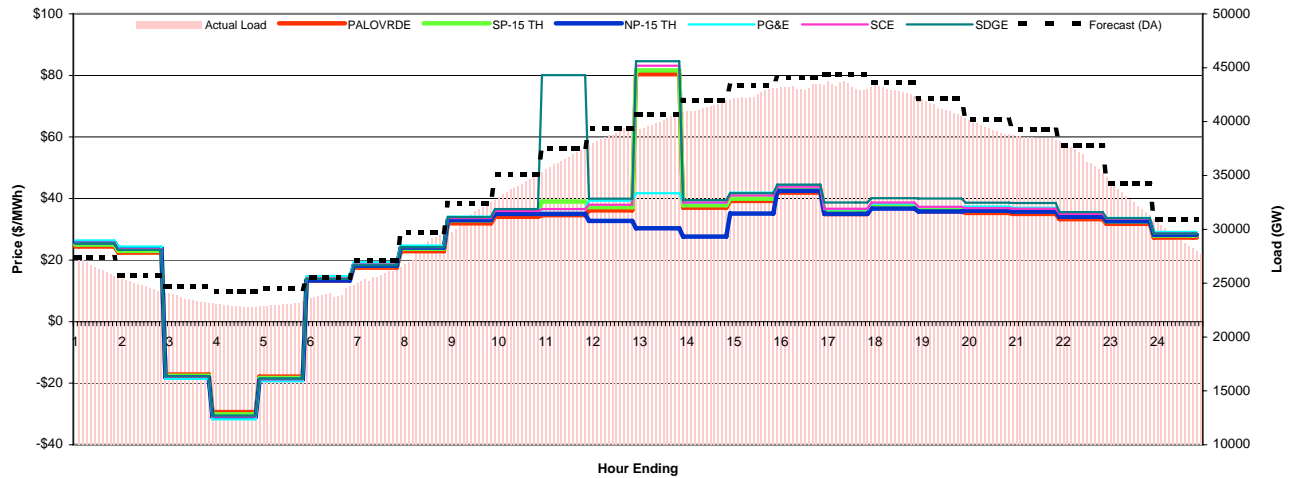
Day-Ahead Prices and Cleared Load

	HE1	HE2	HE3	HE4	HE5	HE6	HE7	HE8	HE9	HE10	HE11	HE12	HE13	HE14	HE15	HE16	HE17	HE18	HE19	HE20	HE21	HE22	HE23	HE24
PG&E	28.37	27.05	25.61	24.45	25.95	27.46	26.87	31.35	35.68	37.29	38.92	40.36	46.10	53.36	59.61	64.28	64.16	54.82	44.49	42.19	41.50	39.37	36.50	32.21
SCE	27.42	25.87	24.35	23.32	24.54	26.02	25.99	30.01	34.68	36.05	38.14	40.28	47.35	49.10	53.28	64.19	63.99	54.96	44.50	42.04	41.04	39.43	35.79	31.53
SDGE	27.21	25.58	24.01	23.03	24.20	25.66	25.69	29.82	34.55	36.35	38.65	40.56	47.29	49.17	53.64	64.72	64.37	55.26	44.67	42.07	41.06	39.30	35.89	31.48
NP-15 TH	27.66	26.36	24.95	23.78	25.25	26.75	26.17	30.42	34.46	35.98	37.39	38.67	40.30	46.82	51.92	61.37	61.32	52.46	42.71	40.59	39.90	38.01	35.40	31.29
SP-15 TH	26.74	25.22	23.74	22.74	23.91	25.34	25.45	29.37	33.83	35.33	37.40	39.37	46.21	47.85	51.93	62.57	62.36	53.60	43.45	41.10	40.13	38.61	34.86	30.69
PALOVPRDE	26.09	24.64	23.22	22.26	23.41	24.75	15.00	28.00	32.52	32.00	34.00	38.09	44.86	46.51	50.57	60.99	60.77	52.32	42.37	39.96	38.94	33.98	33.99	30.00
Forecast	27.4	25.7	24.7	24.2	24.5	25.6	27.1	29.7	32.4	35.1	37.5	39.4	40.7	42.0	43.3	44.1	44.4	43.7	42.1	40.2	39.3	37.8	34.3	30.9



Preliminary Real-Time Prices with Forecasted and Actual System Load

	HE1	HE2	HE3	HE4	HE5	HE6	HE7	HE8	HE9	HE10	HE11	HE12	HE13	HE14	HE15	HE16	HE17	HE18	HE19	HE20	HE21	HE22	HE23	HE24
Palovrde	24.44	22.42	-17.16	-29.40	-17.84	13.36	17.54	22.90	31.93	34.08	34.58	36.15	80.38	37.03	39.21	41.82	34.98	37.11	35.85	35.34	35.00	33.32	31.80	27.30
sp15	25.04	22.99	-17.58	-30.13	-18.30	13.71	18.12	23.71	32.96	35.22	39.02	37.22	81.63	37.81	39.95	42.68	35.85	37.83	36.58	36.15	36.02	34.33	32.59	27.99
np15	25.76	23.83	-18.13	-30.99	-18.90	13.37	18.17	24.06	33.01	35.02	34.99	32.73	30.33	27.61	35.11	42.52	35.03	36.75	35.78	36.06	35.72	34.06	32.62	28.28
pgae	26.41	24.39	-18.56	-31.73	-19.34	14.81	19.35	24.74	34.12	36.29	36.57	39.29	41.70	38.60	41.94	44.25	36.50	38.35	37.24	37.38	37.01	35.27	33.73	29.14
sce	25.63	23.55	-17.98	-30.80	-18.71	14.06	18.49	24.19	33.67	35.94	36.60	37.98	83.15	38.68	40.98	43.84	36.67	38.69	37.28	36.87	36.68	35.02	33.39	28.66
sdge	25.46	23.31	-17.81	-30.56	-18.53	13.91	18.35	24.20	34.00	36.60	80.09	39.94	84.62	39.48	41.74	44.53	38.72	40.09	40.03	38.65	38.54	35.57	33.59	28.61
Forecast-Load	1.1	1.1	1.3	1.4	1.4	1.4	1.2	1.1	0.8	0.7	0.7	0.4	0.5	0.5	0.7	0.9	1.1	1.0	1.1	0.9	0.9	1.5	1.9	2.1
Load	26.28	24.60	23.40	22.85	23.11	24.15	25.84	28.63	31.66	34.35	36.85	38.95	40.20	41.50	42.63	43.24	43.27	42.70	40.99	39.20	38.41	36.26	32.34	28.84



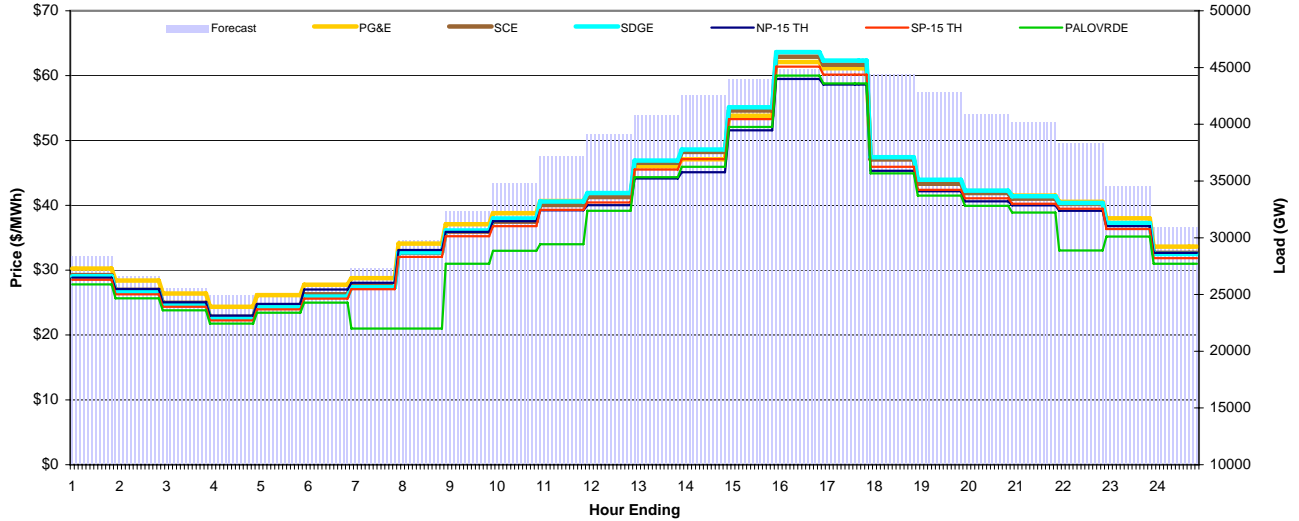
CAISO Daily Report

Tuesday July 21, 2009

Price Color Codes: <=0 >=100 >=200

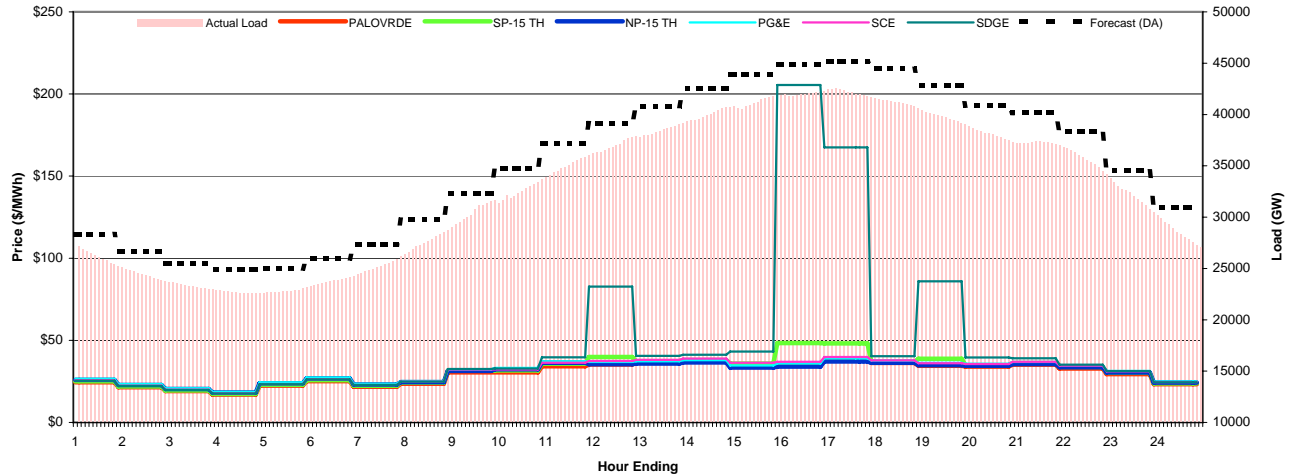
Day-Ahead Prices and Cleared Load

	HE1	HE2	HE3	HE4	HE5	HE6	HE7	HE8	HE9	HE10	HE11	HE12	HE13	HE14	HE15	HE16	HE17	HE18	HE19	HE20	HE21	HE22	HE23	HE24
PG&E	30.25	28.41	26.40	24.36	26.16	27.76	28.78	34.09	37.08	38.80	40.67	41.60	46.01	47.11	53.81	62.11	61.15	47.19	43.82	42.19	41.50	40.55	38.00	33.63
SCE	29.24	26.96	24.97	22.79	24.56	26.27	27.61	32.70	35.94	37.47	40.06	41.28	46.55	48.25	54.63	62.93	61.67	47.08	43.32	41.90	41.02	40.22	37.24	32.67
SDGE	29.06	26.66	24.68	22.56	24.28	25.94	27.37	32.73	36.13	37.98	40.59	41.90	46.91	48.61	55.12	63.63	62.32	47.41	43.95	42.27	41.39	40.37	37.25	32.50
NP-15 TH	28.85	27.08	25.04	22.99	24.80	27.02	28.04	33.11	35.91	37.56	39.22	40.02	44.15	45.10	51.56	59.48	58.62	45.33	42.16	40.60	39.99	39.16	36.80	32.66
SP-15 TH	28.52	26.28	24.36	22.25	23.96	25.60	27.07	32.05	35.23	36.78	39.31	40.44	45.53	47.12	53.30	61.38	60.16	45.94	42.40	41.07	40.25	39.48	36.34	31.86
PALOVPRDE	27.81	25.67	23.81	21.77	23.44	25.00	21.00	21.00	31.00	33.00	34.00	39.16	44.34	45.95	52.10	60.00	58.81	44.94	41.50	39.92	38.88	33.04	35.20	31.00
Forecast	28.3	26.7	25.5	24.9	25.0	26.0	27.3	29.7	32.3	34.8	37.2	39.2	40.8	42.5	43.9	44.8	45.2	44.4	42.8	40.9	40.2	38.3	34.5	31.0



Preliminary Real-Time Prices with Forecasted and Actual System Load

	HE1	HE2	HE3	HE4	HE5	HE6	HE7	HE8	HE9	HE10	HE11	HE12	HE13	HE14	HE15	HE16	HE17	HE18	HE19	HE20	HE21	HE22	HE23	HE24
Palovrde	24.50	21.41	19.09	16.99	22.44	25.17	21.72	23.54	30.47	30.54	34.24	35.26	36.31	37.04	34.62	34.61	37.57	36.27	34.46	33.98	35.17	32.81	29.44	23.24
sp15	25.07	21.90	19.46	17.32	22.85	25.69	22.31	24.30	31.58	31.65	35.77	39.80	37.30	38.00	35.83	48.28	48.08	36.97	38.75	34.89	36.15	33.82	30.21	23.81
np15	25.89	22.77	20.39	18.19	23.90	26.76	23.08	24.58	31.33	32.31	36.38	35.47	35.88	36.51	33.40	34.02	37.16	36.30	34.89	34.53	35.60	33.60	30.39	24.27
pgae	26.58	23.34	20.85	18.61	24.45	27.39	23.58	25.20	32.24	33.21	37.23	36.84	37.19	37.87	34.68	35.87	39.01	37.67	36.33	35.80	36.87	34.76	31.33	24.93
sce	25.69	22.44	19.96	17.74	23.41	26.34	22.78	24.81	32.23	32.29	36.29	37.42	38.08	38.84	36.30	36.93	39.83	37.82	36.07	35.54	36.88	34.60	31.06	24.50
sdge	25.47	22.23	19.82	17.65	23.33	26.20	22.78	24.67	32.50	32.87	39.69	82.76	40.57	41.25	43.18	205.49	167.50	40.32	85.90	39.52	39.06	35.13	31.26	24.49
Forecast-Load	2.3	2.3	2.3	2.2	2.1	2.1	1.9	1.9	1.6	2.1	2.0	2.0	2.2	2.4	2.6	2.8	3.1	3.4	3.2	2.9	2.9	2.9	2.7	2.7
Load	26.06	24.30	23.24	22.68	22.87	23.87	25.38	27.81	30.68	32.73	35.21	37.14	38.61	40.16	41.30	42.06	42.11	41.08	39.62	37.95	37.24	35.41	31.86	28.28



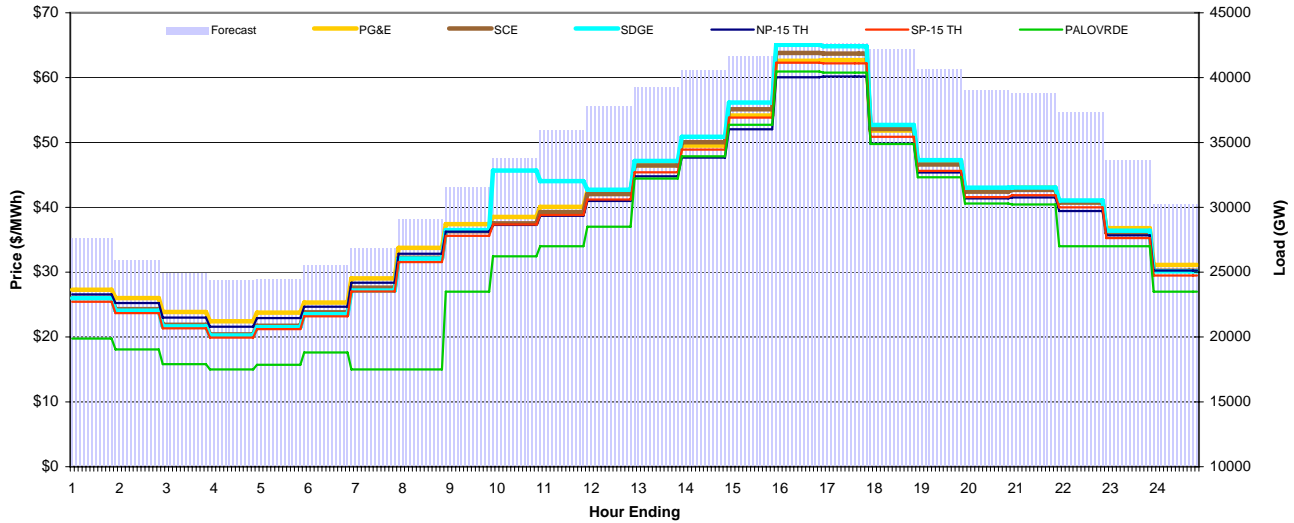
CAISO Daily Report

Wednesday July 22, 2009

Price Color Codes: <=0 >=100 >=200

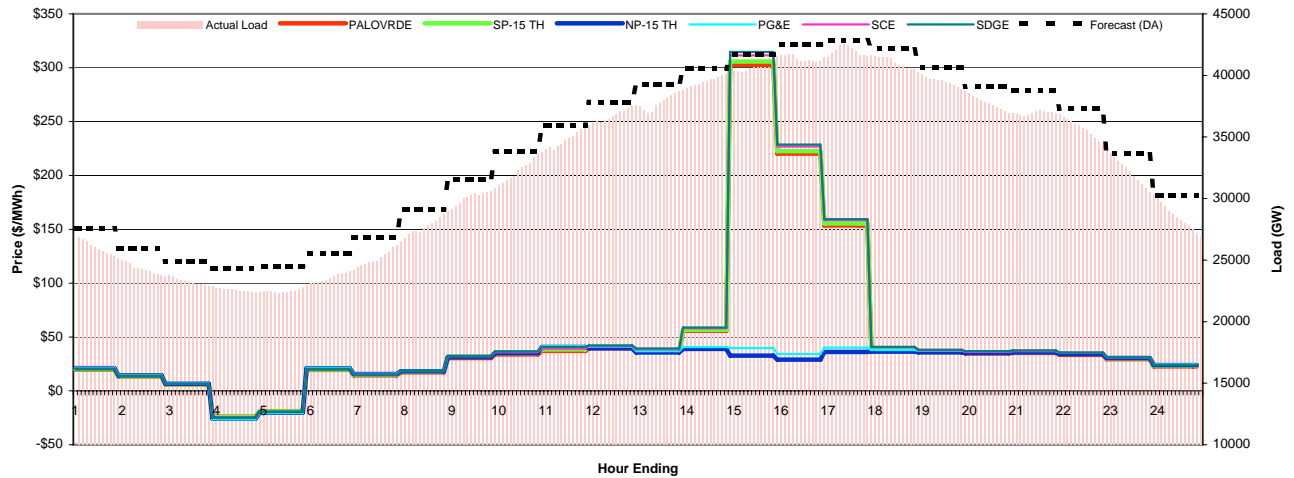
Day-Ahead Prices and Cleared Load

	HE1	HE2	HE3	HE4	HE5	HE6	HE7	HE8	HE9	HE10	HE11	HE12	HE13	HE14	HE15	HE16	HE17	HE18	HE19	HE20	HE21	HE22	HE23	HE24
PG&E	27.28	26.00	23.86	22.44	23.75	25.31	29.05	33.76	37.39	38.52	40.08	42.52	46.49	49.53	54.17	62.60	62.70	51.84	47.09	42.93	43.03	40.78	36.80	31.11
SCE	26.07	24.30	21.88	20.41	21.75	23.80	27.60	32.22	36.33	37.53	39.26	42.05	46.46	50.04	55.12	63.80	63.71	52.09	46.62	42.42	42.70	40.73	36.10	30.23
SDGE	25.98	24.07	21.64	20.24	21.53	23.53	27.16	32.11	36.50	45.68	44.04	42.71	47.14	50.88	56.15	65.06	64.85	52.71	47.27	43.03	43.05	41.07	36.39	30.12
NP-15 TH	26.57	25.24	23.00	21.58	22.92	24.68	28.37	32.85	36.23	37.28	38.68	40.98	44.78	47.66	52.03	60.06	60.17	49.83	45.37	41.38	41.52	39.43	35.69	30.26
SP-15 TH	25.44	23.69	21.34	19.92	21.21	23.20	27.02	31.55	35.62	37.36	38.81	41.20	45.40	48.89	53.84	62.30	62.21	50.87	45.62	41.57	41.88	40.00	35.25	29.49
PALOVPRDE	19.77	18.09	15.82	15.00	15.71	17.62	15.00	15.00	27.00	32.44	34.00	37.00	44.44	47.87	52.72	60.94	60.77	49.76	44.63	40.60	40.45	34.00	34.00	27.00
Forecast	27.6	25.9	24.9	24.3	24.5	25.5	26.8	29.1	31.5	33.8	36.0	37.8	39.3	40.6	41.7	42.5	42.9	42.2	40.7	39.1	38.8	37.3	33.7	30.2



Preliminary Real-Time Prices with Forecasted and Actual System Load

	HE1	HE2	HE3	HE4	HE5	HE6	HE7	HE8	HE9	HE10	HE11	HE12	HE13	HE14	HE15	HE16	HE17	HE18	HE19	HE20	HE21	HE22	HE23	HE24
Palovrde	19.67	13.43	6.18	-24.05	-18.79	19.50	14.52	17.31	30.51	33.94	37.21	39.55	36.99	55.94	302.81	220.40	153.69	38.76	35.95	34.78	35.31	33.47	29.44	22.81
sp15	20.10	13.70	6.29	-24.48	-19.16	19.91	15.02	17.94	31.64	35.13	38.54	40.68	37.56	56.78	305.77	222.57	155.38	39.41	36.60	35.45	36.17	34.56	30.20	23.40
np15	21.12	14.53	6.64	-25.81	-20.23	20.96	15.59	18.18	31.41	35.13	40.82	39.60	35.68	39.04	32.70	28.96	36.18	36.51	35.88	35.18	35.79	34.17	30.44	23.97
pgae	21.61	14.87	6.80	-26.44	-20.74	21.46	15.93	18.64	32.31	36.17	41.60	41.02	36.93	40.75	39.66	34.25	40.18	37.96	37.29	36.48	37.06	35.34	31.36	24.61
sce	20.70	14.09	6.48	-25.16	-19.69	20.47	15.36	18.34	32.39	35.93	39.33	41.67	38.58	58.20	311.48	226.94	158.54	40.50	37.57	36.37	37.04	35.36	31.05	24.07
sdge	20.61	14.01	6.43	-24.98	-19.54	20.33	15.28	18.33	32.46	36.80	40.86	42.26	39.39	58.91	314.69	228.68	159.36	40.85	38.21	36.96	37.69	35.62	31.20	24.03
Forecast-Load	1.7	1.8	1.8	1.8	1.9	1.8	1.4	1.1	1.2	1.2	0.9	0.9	1.3	0.9	0.7	1.2	0.9	1.3	1.4	1.6	1.9	2.1	2.0	2.1
Load	25.86	24.15	23.12	22.50	22.58	23.70	25.47	27.98	30.28	32.61	35.02	36.89	37.98	39.70	41.01	41.34	41.94	40.85	39.30	37.49	36.90	35.22	31.67	28.11



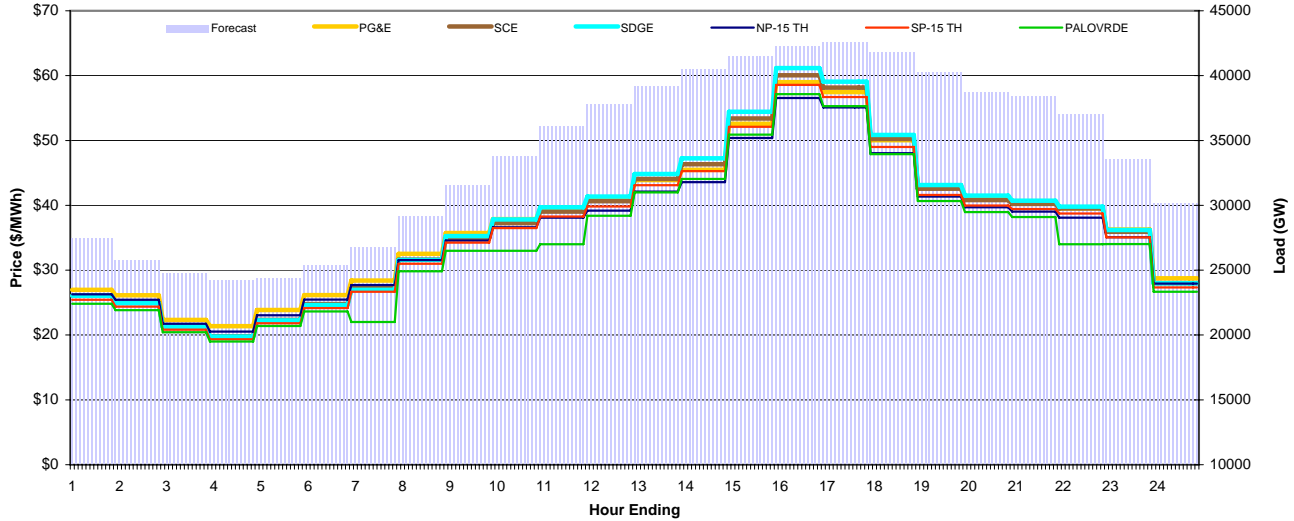
CAISO Daily Report

Thursday July 23, 2009

Price Color Codes: <=0 >=100 >=200

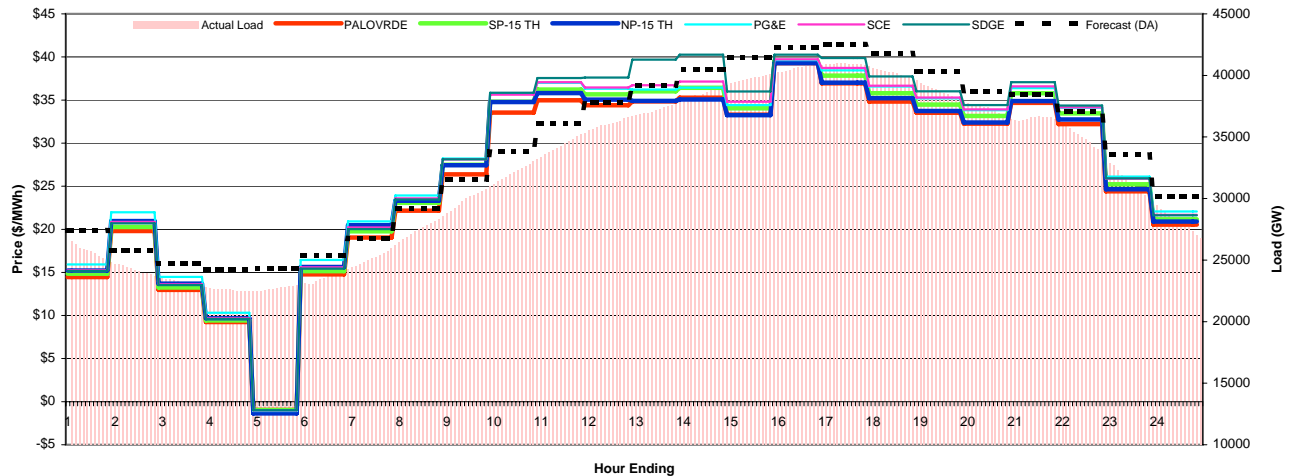
Day-Ahead Prices and Cleared Load

	HE1	HE2	HE3	HE4	HE5	HE6	HE7	HE8	HE9	HE10	HE11	HE12	HE13	HE14	HE15	HE16	HE17	HE18	HE19	HE20	HE21	HE22	HE23	HE24
PG&E	26.97	26.13	22.32	21.37	23.85	26.14	28.40	32.52	35.73	37.88	39.57	40.78	43.89	45.48	52.58	59.01	57.46	50.04	43.04	41.34	40.64	39.53	36.27	28.74
SCE	26.06	24.96	21.32	19.81	22.33	24.77	27.22	31.64	34.97	37.26	39.03	40.64	44.08	46.33	53.41	60.05	58.14	50.25	42.55	40.82	40.22	39.52	35.94	28.02
SDGE	26.07	24.89	21.28	19.76	22.25	24.62	26.97	31.59	35.26	37.82	39.71	41.35	44.82	47.26	54.42	61.17	59.07	50.85	43.14	41.50	40.72	39.79	36.19	27.98
NP-15 TH	26.28	25.44	21.75	20.52	23.04	25.47	27.71	31.57	34.56	36.61	38.09	39.17	42.13	43.57	50.39	56.55	55.10	48.04	41.35	39.71	39.04	38.10	35.08	27.94
SP-15 TH	25.44	24.37	20.82	19.35	21.80	24.16	26.66	30.99	34.24	36.50	38.26	39.83	43.10	45.27	52.11	58.58	56.70	49.00	41.59	39.97	39.44	38.73	35.07	27.33
PALOVPRDE	24.82	23.84	20.43	19.00	21.40	23.65	22.00	29.84	33.00	33.00	34.00	38.40	41.98	44.08	50.89	57.14	55.30	47.88	40.65	38.95	38.18	34.00	34.01	26.67
Forecast	27.4	25.8	24.8	24.2	24.3	25.4	26.8	29.2	31.6	33.8	36.1	37.8	39.2	40.5	41.5	42.3	42.5	41.8	40.3	38.7	38.4	37.0	33.6	30.2



Preliminary Real-Time Prices with Forecasted and Actual System Load

	HE1	HE2	HE3	HE4	HE5	HE6	HE7	HE8	HE9	HE10	HE11	HE12	HE13	HE14	HE15	HE16	HE17	HE18	HE19	HE20	HE21	HE22	HE23	HE24
Palovrde	14.46	19.80	12.97	9.24	-0.95	14.77	19.05	22.16	26.38	33.55	34.98	34.40	34.84	35.28	33.30	39.28	36.94	34.83	33.52	32.26	34.68	32.21	24.41	20.55
sp15	14.84	20.27	13.25	9.43	-0.98	15.15	19.76	23.06	27.49	34.80	36.21	35.67	36.02	36.42	34.04	39.51	37.83	35.80	34.47	33.15	35.80	33.45	25.23	21.15
np15	15.22	20.95	13.70	9.68	-1.37	15.63	20.47	23.31	27.44	34.76	35.81	35.05	34.89	35.06	33.24	39.28	37.02	35.21	33.73	32.40	34.89	32.75	24.66	20.90
pgae	15.93	21.97	14.47	10.32	-1.09	16.44	20.92	23.92	28.21	35.78	36.99	36.31	36.21	36.43	34.41	39.64	38.45	36.57	35.20	33.82	36.39	34.11	26.12	22.06
sce	15.26	20.86	13.62	9.70	-1.00	15.58	20.21	23.59	28.13	35.63	37.08	36.46	36.73	37.15	34.80	39.73	38.73	36.66	35.29	33.92	36.59	34.16	25.87	21.69
sdge	15.18	20.70	13.53	9.62	-0.99	15.43	20.03	23.46	28.12	35.84	37.56	37.61	39.69	40.26	35.99	40.26	39.88	37.74	36.01	34.41	37.06	34.36	25.91	21.63
Forecast-Load	1.9	1.8	1.7	1.7	1.6	1.7	1.4	1.5	1.4	1.4	1.6	1.6	1.8	1.8	1.6	1.6	1.7	1.8	1.8	1.6	2.0	2.5	2.6	2.3
Load	25.54	24.05	23.07	22.53	22.78	23.71	25.38	27.73	30.15	32.37	34.54	36.19	37.35	38.71	39.84	40.64	40.87	40.04	38.50	37.05	36.45	34.53	30.95	27.89



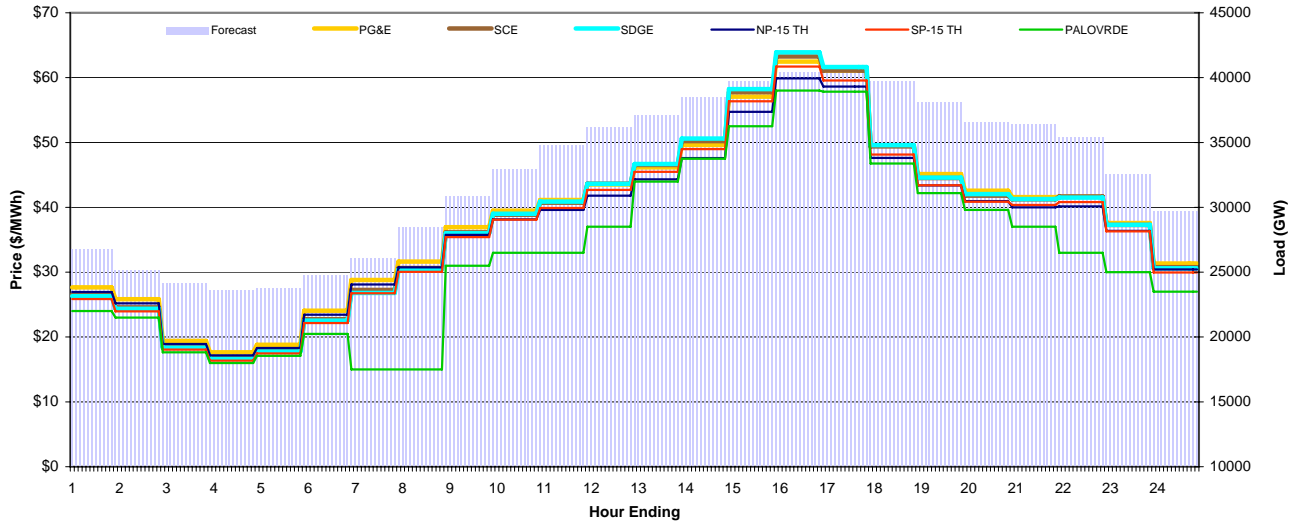
CAISO Daily Report

Friday July 24, 2009

Price Color Codes: <=0 >=100 >=200

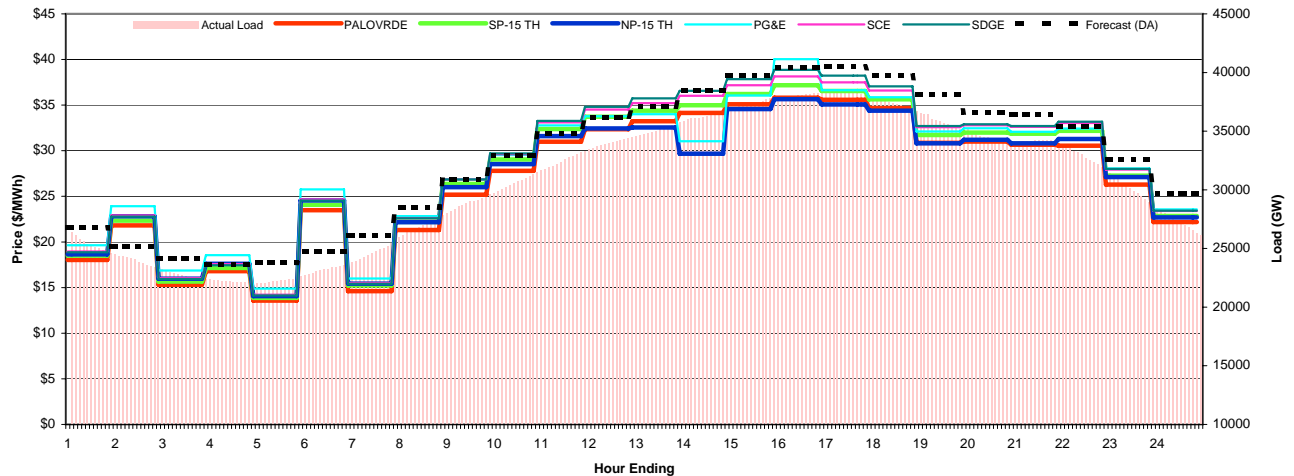
Day-Ahead Prices and Cleared Load

	HE1	HE2	HE3	HE4	HE5	HE6	HE7	HE8	HE9	HE10	HE11	HE12	HE13	HE14	HE15	HE16	HE17	HE18	HE19	HE20	HE21	HE22	HE23	HE24
PG&E	27.66	25.84	19.39	17.65	18.80	24.06	28.79	31.64	36.93	39.49	41.12	43.53	46.17	49.61	57.07	62.48	61.09	49.51	45.14	42.56	41.57	41.63	37.59	31.33
SCE	26.54	24.57	18.51	16.78	17.91	22.75	27.27	30.65	36.15	38.87	40.70	43.64	46.55	50.21	57.76	63.27	61.10	49.40	44.52	41.80	41.24	41.67	37.27	30.76
SDGE	26.31	24.36	18.37	16.62	17.77	22.54	26.81	30.43	36.00	39.00	40.90	43.62	46.67	50.60	58.23	63.91	61.64	49.59	44.58	42.05	41.29	41.49	37.30	30.60
NP-15 TH	26.94	25.19	18.91	17.18	18.32	23.45	28.10	30.74	35.74	38.14	39.61	41.79	44.30	47.59	54.73	59.87	58.62	47.61	43.37	40.96	39.99	40.14	36.36	30.43
SP-15 TH	25.86	23.95	18.06	16.37	17.47	22.17	26.75	30.06	35.40	38.10	39.89	42.70	45.47	48.98	56.35	61.72	59.56	48.15	43.41	40.85	40.37	40.80	36.30	29.96
PALOVPRDE	24.00	23.00	17.64	16.00	17.09	20.47	15.00	15.00	31.00	33.00	33.00	37.00	43.97	47.50	52.50	58.00	57.83	46.77	42.18	39.61	37.00	33.00	30.00	27.00
Forecast	26.8	25.2	24.2	23.6	23.8	24.7	26.1	28.5	30.9	33.0	34.8	36.2	37.1	38.5	39.8	40.4	40.5	39.7	38.1	36.6	36.4	35.4	32.6	29.7



Preliminary Real-Time Prices with Forecasted and Actual System Load

	HE1	HE2	HE3	HE4	HE5	HE6	HE7	HE8	HE9	HE10	HE11	HE12	HE13	HE14	HE15	HE16	HE17	HE18	HE19	HE20	HE21	HE22	HE23	HE24
Palovrde	18.02	21.82	15.31	16.79	13.56	23.49	14.62	21.31	25.18	27.79	30.98	32.35	33.23	34.14	35.09	35.80	35.58	34.68	30.87	31.00	30.66	30.55	26.29	22.19
sp15	18.50	22.35	15.65	17.15	13.87	24.07	15.23	22.21	26.35	29.04	32.38	33.73	34.38	34.99	36.22	37.17	36.54	35.64	31.73	31.98	31.87	32.18	27.27	22.86
np15	18.64	22.82	15.97	17.60	14.06	24.55	15.43	22.17	26.01	28.53	31.60	32.44	32.56	29.66	34.57	35.65	35.08	34.40	30.81	31.20	30.81	31.28	27.11	22.70
pgae	19.64	23.92	16.87	18.55	14.89	25.76	15.99	22.84	26.87	29.53	32.77	33.77	34.01	31.04	36.06	40.05	36.63	35.86	32.11	32.46	32.08	32.43	28.05	23.57
sce	18.96	22.90	16.04	17.57	14.20	24.66	15.50	22.62	26.86	29.62	33.10	34.52	35.22	36.02	37.18	38.15	37.50	36.60	32.59	32.79	32.62	33.05	27.93	23.39
sdge	18.87	22.78	15.94	17.45	14.13	24.54	15.42	22.59	26.84	29.71	33.27	34.81	35.74	36.57	37.85	38.86	38.24	37.05	32.71	32.90	32.71	33.18	28.00	23.42
Forecast-Load	1.5	1.4	1.5	1.5	1.4	1.4	1.2	1.4	1.8	2.2	2.2	2.0	1.8	2.1	2.3	2.3	2.3	2.5	2.4	2.2	2.3	2.7	2.8	2.6
Load	25.30	23.83	22.67	22.16	22.32	23.31	24.87	27.07	29.01	30.78	32.63	34.12	35.23	36.42	37.48	38.13	38.21	37.24	35.70	34.39	34.15	32.65	29.81	27.06



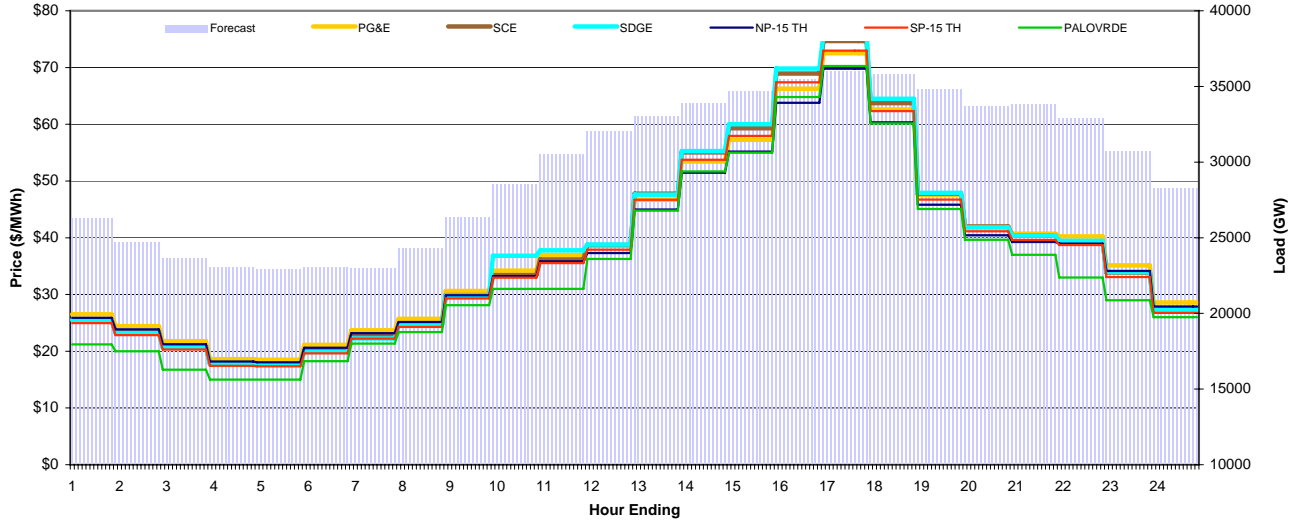
CAISO Daily Report

Saturday July 25, 2009

Price Color Codes: <=0 >=100 >=200

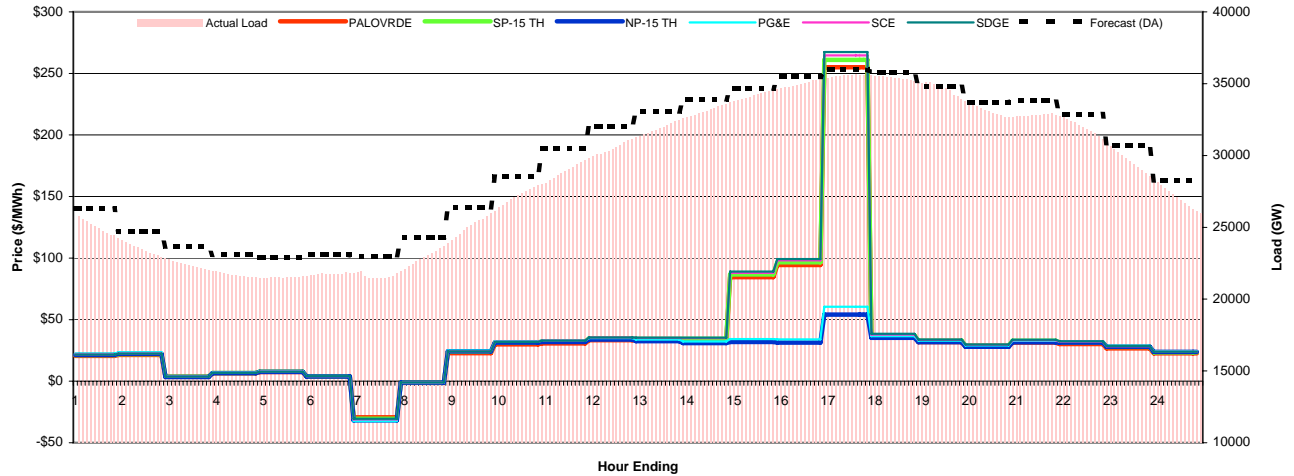
Day-Ahead Prices and Cleared Load

	HE1	HE2	HE3	HE4	HE5	HE6	HE7	HE8	HE9	HE10	HE11	HE12	HE13	HE14	HE15	HE16	HE17	HE18	HE19	HE20	HE21	HE22	HE23	HE24
PG&E	26.51	24.43	21.76	18.62	18.51	21.12	23.68	25.71	30.62	34.22	36.96	38.65	46.69	53.44	57.28	66.26	72.53	62.61	47.55	41.91	40.72	40.23	35.14	28.61
SCE	25.56	23.39	20.78	17.82	17.74	20.11	22.64	24.74	29.90	33.42	36.17	38.73	47.76	55.06	59.30	68.95	74.67	63.74	47.77	42.00	40.36	39.40	33.88	27.42
SDGE	25.50	23.21	20.64	17.74	17.64	19.87	22.25	24.56	29.85	36.84	37.78	38.79	47.60	55.28	59.99	69.82	75.67	64.48	47.91	41.81	40.38	39.44	33.94	27.30
NP-15 TH	25.88	23.86	21.23	18.18	18.05	20.62	23.17	25.14	29.85	33.24	35.83	37.32	44.97	51.47	55.19	63.78	69.80	60.34	45.81	40.44	39.27	38.98	34.14	27.90
SP-15 TH	24.95	22.84	20.31	17.43	17.35	19.61	22.21	24.27	29.31	32.96	35.52	37.90	46.71	53.75	57.94	67.39	72.99	62.31	46.72	41.14	39.63	38.71	33.08	26.77
PALOVPRDE	21.21	20.00	16.74	15.00	15.00	18.25	21.35	23.39	28.12	31.00	31.00	36.27	44.78	51.69	55.00	64.79	70.26	60.15	45.05	39.64	37.00	33.00	29.00	26.00
Forecast	26.3	24.7	23.7	23.1	22.9	23.1	23.0	24.3	26.4	28.5	30.5	32.0	33.1	33.9	34.7	35.5	36.0	35.8	34.8	33.7	33.8	32.9	30.7	28.3



Preliminary Real-Time Prices with Forecasted and Actual System Load

	HE1	HE2	HE3	HE4	HE5	HE6	HE7	HE8	HE9	HE10	HE11	HE12	HE13	HE14	HE15	HE16	HE17	HE18	HE19	HE20	HE21	HE22	HE23	HE24
Palovrde	20.60	21.31	3.52	6.46	7.44	3.85	-29.28	-0.98	22.83	29.96	30.77	33.27	33.00	33.03	84.55	94.36	255.03	35.93	31.69	27.97	31.30	30.22	26.62	22.60
sp15	21.26	22.04	3.64	6.66	7.67	3.98	-30.44	-1.01	23.89	31.44	32.26	34.77	34.35	34.29	86.67	96.66	260.96	37.19	32.90	29.12	32.77	31.66	27.82	23.49
np15	21.37	22.32	3.39	6.48	7.57	3.79	-31.86	-1.16	24.15	31.33	31.89	33.81	32.56	30.98	31.85	31.32	54.15	35.29	31.71	27.99	31.64	31.37	27.96	23.80
pgae	22.46	23.43	3.84	7.04	8.16	4.24	-32.52	-1.16	24.82	32.26	32.92	35.04	33.87	32.22	34.21	33.90	60.51	36.61	32.90	29.05	32.82	32.43	28.80	24.41
sce	21.76	22.53	3.71	6.81	7.85	4.07	-31.03	-1.03	24.38	32.07	32.95	35.52	35.10	34.97	87.98	98.10	264.59	37.91	33.51	29.65	33.37	32.19	28.38	23.94
sdge	21.64	22.33	3.69	6.76	7.77	4.03	-30.51	-0.98	24.17	31.94	32.90	35.57	35.32	35.43	89.11	99.26	267.38	38.49	33.85	29.86	33.65	32.41	28.46	23.94
Forecast-Load	1.4	1.4	1.4	1.5	1.4	1.3	1.4	1.1	1.0	1.1	1.4	1.3	1.0	0.7	0.4	0.4	0.4	0.5	0.4	0.7	1.1	1.2	1.4	1.5
Load	24.87	23.30	22.24	21.62	21.52	21.76	21.63	23.14	25.36	27.40	29.12	30.67	32.06	33.25	34.26	35.06	35.55	35.32	34.47	32.98	32.78	31.68	29.28	26.77



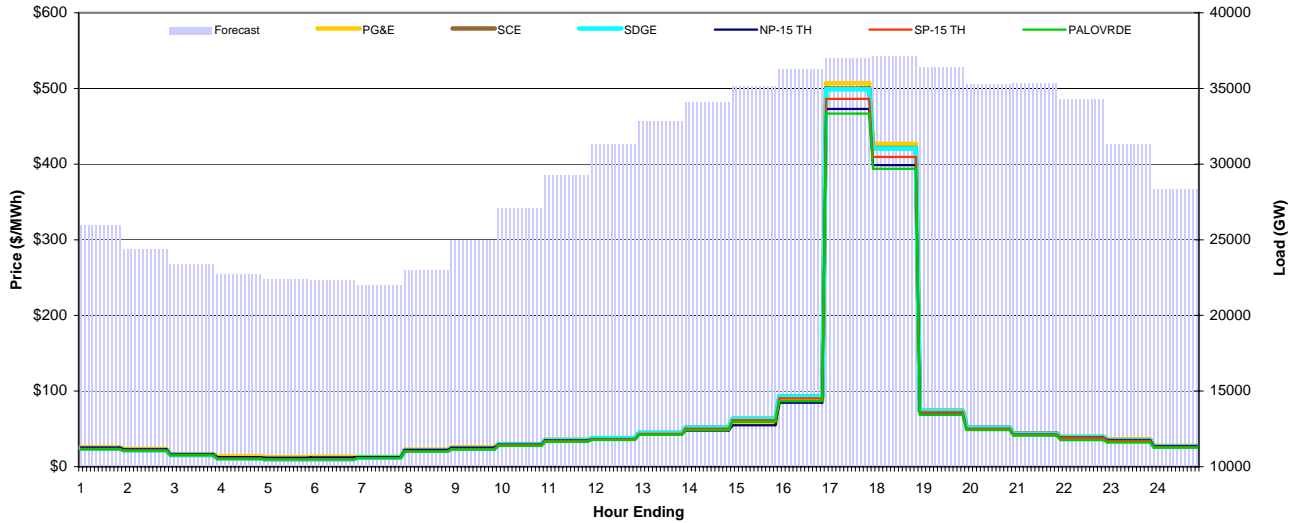
CAISO Daily Report

Sunday July 26, 2009

Price Color Codes: <=0 >=100 >=200

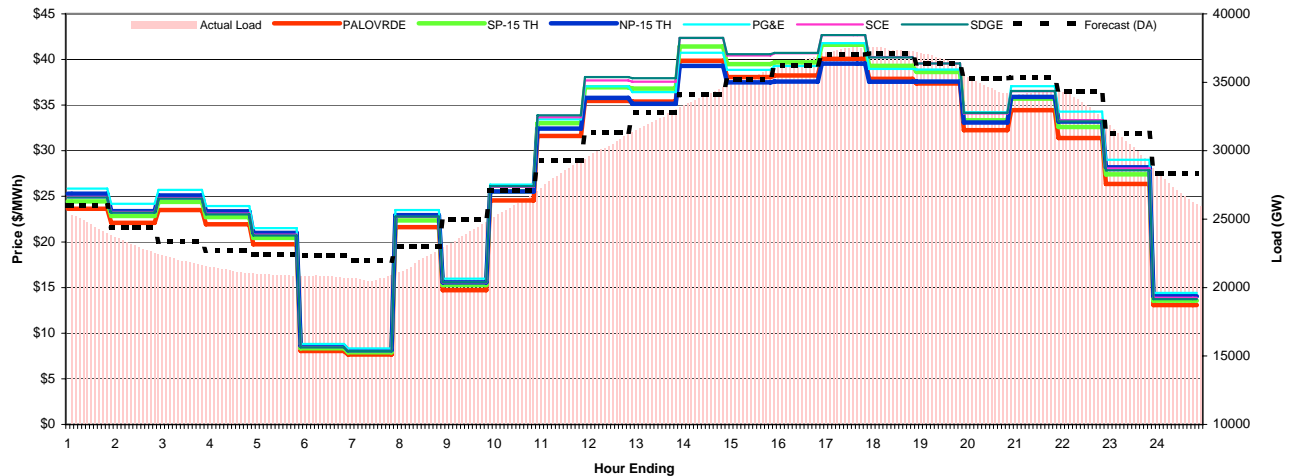
Day-Ahead Prices and Cleared Load

	HE1	HE2	HE3	HE4	HE5	HE6	HE7	HE8	HE9	HE10	HE11	HE12	HE13	HE14	HE15	HE16	HE17	HE18	HE19	HE20	HE21	HE22	HE23	HE24
PG&E	25.86	23.54	16.65	13.66	12.74	13.12	13.09	22.68	25.70	29.97	35.92	37.85	43.81	49.49	56.98	87.93	506.86	426.84	73.56	50.57	43.90	39.99	36.36	27.78
SCE	24.23	22.03	15.71	11.16	10.23	10.25	12.01	21.06	23.98	29.13	34.97	37.27	44.56	51.66	63.20	92.77	499.99	421.36	73.77	51.68	43.68	39.19	35.06	26.74
SDGE	24.27	22.08	15.71	11.17	10.23	10.26	12.04	21.23	24.08	29.19	35.24	37.81	44.52	51.58	63.30	92.93	498.91	420.64	73.60	51.29	43.42	39.36	35.08	26.60
NP-15 TH	25.28	22.98	16.26	12.72	11.77	12.19	12.79	22.16	25.12	29.17	34.89	36.66	42.28	47.71	54.82	84.63	472.94	398.58	69.19	48.79	42.40	38.70	35.33	27.07
SP-15 TH	23.61	21.49	15.34	10.89	9.97	9.99	11.74	20.59	23.38	28.46	34.20	36.45	43.45	50.35	61.55	90.27	486.15	409.48	71.84	50.30	42.59	38.29	34.21	26.07
PALOVNRDE	23.05	21.05	15.00	10.64	9.75	9.74	11.48	20.08	22.84	27.57	33.00	35.29	41.98	48.41	59.21	86.70	466.84	393.89	69.00	48.44	40.99	35.17	32.00	25.22
Forecast	26.0	24.4	23.4	22.7	22.4	22.3	22.0	23.0	25.0	27.1	29.3	31.3	32.8	34.1	35.2	36.3	37.0	37.1	36.4	35.3	35.3	34.3	31.3	28.4



Preliminary Real-Time Prices with Forecasted and Actual System Load

	HE1	HE2	HE3	HE4	HE5	HE6	HE7	HE8	HE9	HE10	HE11	HE12	HE13	HE14	HE15	HE16	HE17	HE18	HE19	HE20	HE21	HE22	HE23	HE24
Palovrde	23.64	22.09	23.50	21.93	19.75	8.05	7.66	21.62	14.72	24.55	31.62	35.47	35.39	39.86	38.08	38.25	40.07	37.88	37.38	32.26	34.43	31.39	26.35	13.09
sp15	24.45	22.85	24.40	22.72	20.45	8.34	7.91	22.35	15.27	25.55	33.03	36.96	36.82	41.43	39.49	39.69	41.62	39.30	38.63	33.33	35.71	32.60	27.41	13.57
np15	25.29	23.37	25.09	23.35	20.99	8.60	8.14	22.94	15.57	25.53	32.42	35.79	35.14	39.31	37.50	37.59	39.55	37.56	37.58	33.10	35.89	33.20	28.18	14.05
pgae	25.85	24.19	25.72	23.94	21.51	8.81	8.34	23.49	15.98	26.28	33.44	37.05	36.42	40.74	38.85	39.28	41.79	38.97	38.90	34.22	37.07	34.29	29.00	14.41
sce	24.93	23.29	24.82	23.11	20.80	8.49	8.04	22.74	15.57	26.05	33.66	37.70	37.56	42.36	40.44	40.69	42.67	40.27	39.56	34.09	36.52	33.35	28.06	13.88
sdge	24.86	23.23	24.74	23.03	20.72	8.46	8.03	22.78	15.58	26.12	33.88	38.08	37.95	42.37	40.57	40.72	42.68	40.24	39.57	34.15	36.55	33.22	27.86	13.74
Forecast-Load	1.4	1.5	1.5	1.5	1.5	1.5	1.3	0.8	0.8	0.8	0.6	0.7	0.3	-0.1	-0.4	-0.4	-0.4	-0.2	-0.2	0.7	1.0	1.1	1.2	1.5
Load	24.54	22.93	21.88	21.21	20.92	20.81	20.71	22.18	24.20	26.28	28.62	30.64	32.48	34.17	35.57	36.70	37.47	37.35	36.53	34.55	34.31	33.19	30.07	26.86



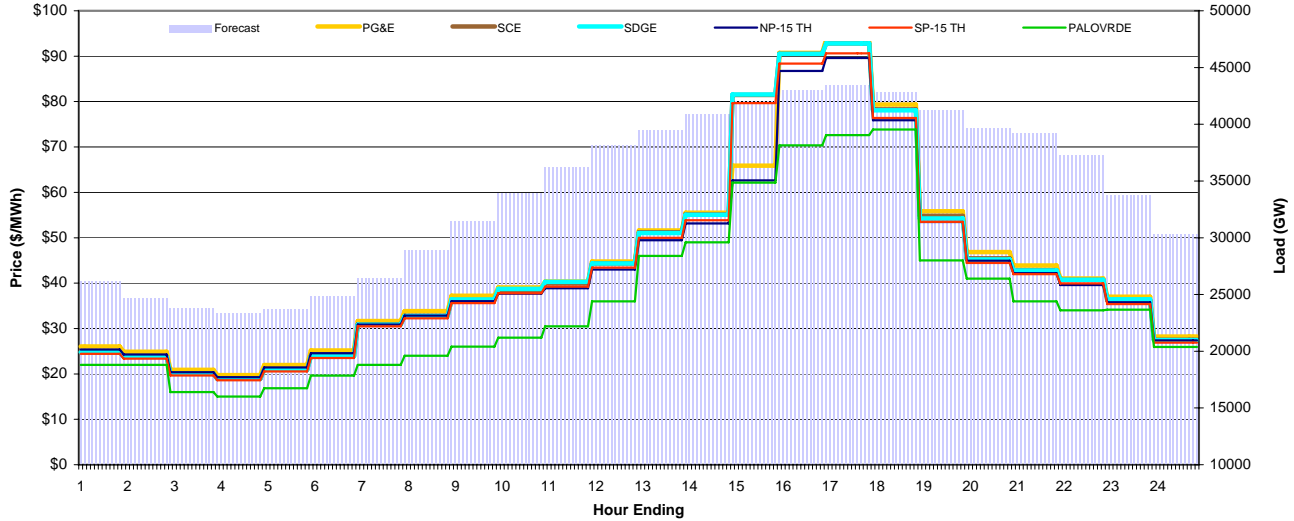
CAISO Daily Report

Monday July 27, 2009

Price Color Codes: <=0 >=100 >=200

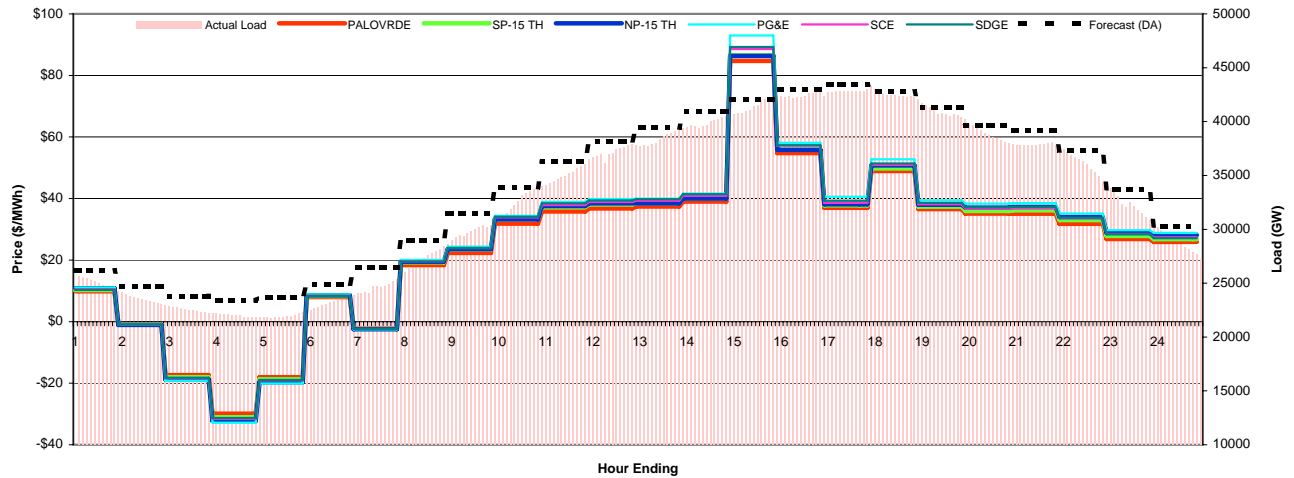
Day-Ahead Prices and Cleared Load

	HE1	HE2	HE3	HE4	HE5	HE6	HE7	HE8	HE9	HE10	HE11	HE12	HE13	HE14	HE15	HE16	HE17	HE18	HE19	HE20	HE21	HE22	HE23	HE24
PG&E	26.05	24.90	20.89	19.75	21.97	25.17	31.66	33.84	37.21	39.06	40.36	44.77	51.59	55.50	65.88	90.74	93.72	79.34	55.83	46.84	43.87	41.02	37.02	28.22
SCE	24.93	23.82	20.02	18.94	20.94	23.97	30.94	32.80	36.26	38.50	39.95	44.35	51.21	55.14	81.46	90.50	92.81	78.28	54.82	45.46	42.86	40.72	36.25	27.54
SDGE	24.78	23.76	20.01	18.92	20.92	23.85	30.86	32.75	36.40	38.73	40.30	44.33	51.04	55.06	81.56	90.51	92.79	78.09	54.24	45.24	42.79	40.76	36.46	27.48
NP-15 TH	25.39	24.28	20.38	19.28	21.44	24.55	30.86	32.86	36.01	37.70	38.87	43.01	49.44	53.15	62.62	86.76	89.61	75.90	53.49	44.94	42.19	39.57	35.79	27.40
SP-15 TH	24.43	23.37	19.67	18.61	20.57	23.51	30.47	32.24	35.60	37.80	39.22	43.42	49.99	53.85	79.65	88.36	90.62	76.39	53.52	44.45	41.98	39.94	35.40	26.90
PALOVORDE	22.00	22.00	16.00	15.00	16.86	19.64	22.00	24.00	26.00	28.00	30.50	36.00	46.00	49.00	62.14	70.37	72.61	73.83	45.00	41.00	36.00	34.00	34.14	25.94
Forecast	26.2	24.7	23.8	23.4	23.7	24.9	26.5	28.9	31.5	33.9	36.3	38.2	39.5	40.9	42.1	43.0	43.4	42.8	41.3	39.7	39.2	37.3	33.7	30.3



Preliminary Real-Time Prices with Forecasted and Actual System Load

	HE1	HE2	HE3	HE4	HE5	HE6	HE7	HE8	HE9	HE10	HE11	HE12	HE13	HE14	HE15	HE16	HE17	HE18	HE19	HE20	HE21	HE22	HE23	HE24
Palovrde	9.88	-0.89	-17.37	-29.90	-18.07	7.99	-2.24	18.39	22.35	31.82	35.77	36.80	37.43	39.04	84.71	54.75	36.99	48.94	36.56	35.12	35.06	31.78	26.85	25.94
sp15	10.28	-0.93	-18.04	-31.04	-18.75	8.30	-2.34	19.26	23.45	33.24	37.18	38.11	38.49	40.06	86.56	55.85	37.76	49.78	37.35	35.93	36.15	32.99	27.84	26.80
np15	10.82	-1.05	-18.77	-32.26	-19.68	8.54	-2.45	19.48	23.58	33.26	37.57	38.44	38.46	40.00	86.34	55.83	38.12	50.75	37.99	37.04	37.23	33.98	28.86	28.13
pgae	11.09	-0.99	-19.19	-32.82	-20.11	8.87	-2.50	20.06	24.35	34.41	38.87	39.87	39.97	41.60	92.96	58.10	40.61	52.75	39.44	38.36	38.51	35.10	29.72	28.84
sce	10.52	-0.94	-18.39	-31.64	-19.12	8.47	-2.37	19.62	23.90	33.90	37.90	38.84	39.26	40.89	88.55	57.22	38.62	50.92	38.14	36.66	36.84	33.62	28.52	27.45
sdge	10.33	-0.93	-18.21	-31.32	-18.94	8.40	-2.36	19.55	23.92	34.07	38.45	39.39	39.81	41.39	89.22	57.31	39.27	51.40	38.61	37.16	37.30	33.75	28.36	27.12
Forecast-Load	1.3	1.4	1.4	1.5	1.7	1.6	1.6	1.3	1.5	1.0	0.9	0.9	0.9	0.9	0.4	0.5	0.5	0.5	0.6	1.1	1.4	1.7	2.0	1.8
Load	24.90	23.34	22.44	21.94	22.03	23.33	24.83	27.64	29.98	32.90	35.34	37.29	38.58	40.01	41.63	42.45	42.87	42.33	40.70	38.57	37.79	35.61	31.78	28.47



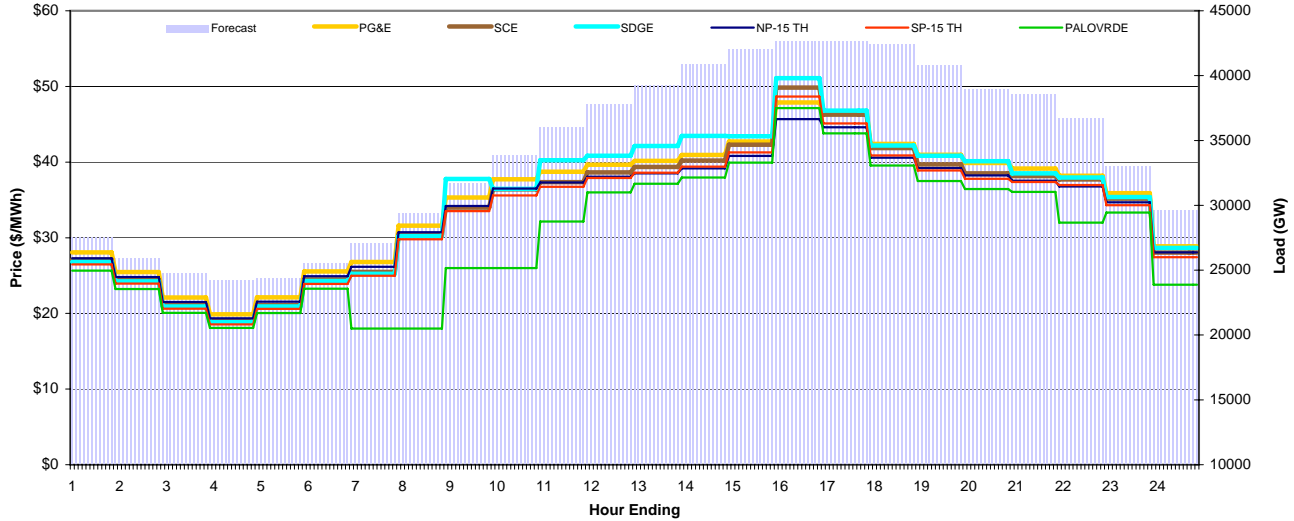
CAISO Daily Report

Tuesday July 28, 2009

Price Color Codes: <=0 >=100 >=200

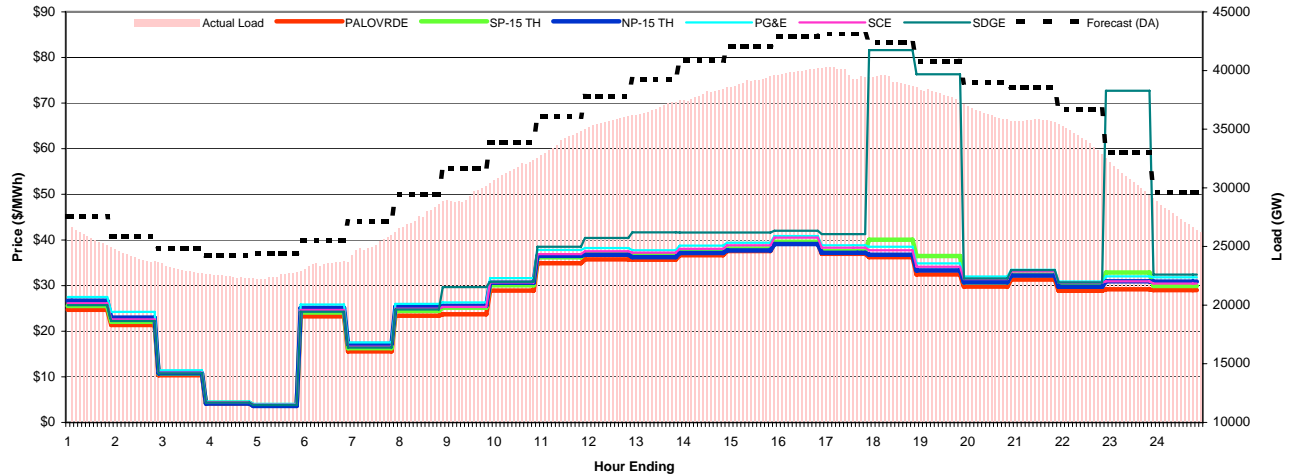
Day-Ahead Prices and Cleared Load

	HE1	HE2	HE3	HE4	HE5	HE6	HE7	HE8	HE9	HE10	HE11	HE12	HE13	HE14	HE15	HE16	HE17	HE18	HE19	HE20	HE21	HE22	HE23	HE24
PG&E	28.07	25.47	22.09	19.87	22.13	25.55	26.81	31.61	35.32	37.74	38.72	39.65	40.16	40.94	42.73	47.89	46.68	42.41	40.96	39.90	39.16	38.20	35.89	28.88
SCE	27.12	24.49	21.11	18.99	21.09	24.49	25.48	30.44	33.98	36.39	37.36	38.64	39.36	40.21	42.30	49.86	46.28	41.84	39.70	38.51	38.14	37.71	35.17	28.04
SDGE	26.81	24.24	20.91	18.84	20.92	24.28	25.23	30.23	37.76	36.46	40.24	40.84	42.14	43.47	43.42	51.10	46.79	42.20	40.85	40.13	38.51	37.97	35.38	28.66
NP-15 TH	27.29	24.80	21.50	19.34	21.54	24.91	26.16	30.73	34.21	36.49	37.32	38.07	38.50	39.18	40.82	45.69	44.61	40.58	39.21	38.23	37.54	36.77	34.69	28.07
SP-15 TH	26.48	23.94	20.61	18.55	20.60	23.91	24.98	29.81	33.53	35.59	36.74	37.90	38.59	39.41	41.29	48.67	45.12	40.87	38.89	37.79	37.36	36.97	34.31	27.44
PALOVNRDE	25.65	23.22	20.07	18.08	20.06	23.26	18.00	18.00	26.00	26.00	32.14	36.00	37.14	37.97	39.92	47.14	43.80	39.54	37.49	36.45	36.05	32.00	33.33	23.78
Forecast	27.6	25.9	24.8	24.2	24.4	25.5	27.1	29.4	31.7	33.9	36.1	37.8	39.3	40.9	42.0	42.9	43.2	42.4	40.8	39.0	38.6	36.7	33.0	29.6



Preliminary Real-Time Prices with Forecasted and Actual System Load

	HE1	HE2	HE3	HE4	HE5	HE6	HE7	HE8	HE9	HE10	HE11	HE12	HE13	HE14	HE15	HE16	HE17	HE18	HE19	HE20	HE21	HE22	HE23	HE24
Palovrde	24.68	21.36	10.33	4.18	3.69	23.27	15.59	23.38	23.71	28.89	34.91	35.73	35.68	36.66	37.57	39.20	36.96	36.22	32.44	29.78	31.33	28.88	29.19	29.02
sp15	25.52	22.07	10.66	4.32	3.80	24.10	16.28	24.46	25.14	30.06	36.21	36.93	36.71	37.43	38.11	39.60	37.54	40.07	36.49	30.69	32.42	29.97	32.87	29.91
np15	26.68	22.98	10.77	4.15	3.62	25.11	17.18	25.35	25.58	30.61	36.52	36.75	36.23	37.13	37.69	39.10	37.17	36.74	33.31	30.73	32.20	29.74	30.93	30.88
pgae	27.50	24.22	11.44	4.60	4.06	25.83	17.55	26.00	26.32	31.63	37.79	38.22	37.74	38.75	39.39	40.85	38.84	38.50	34.85	32.00	33.47	30.90	32.03	31.81
sce	26.12	22.58	10.90	4.41	3.89	24.64	16.59	24.94	25.33	30.70	36.89	37.54	37.21	38.06	38.83	40.50	38.29	37.73	34.14	31.41	33.11	30.61	30.93	30.45
sdge	25.70	22.25	10.75	4.36	3.84	24.29	16.43	24.77	29.68	30.85	38.51	40.43	41.67	41.63	41.62	42.04	41.29	81.61	76.32	31.57	33.40	30.70	72.73	32.40
Forecast-Load	1.9	1.9	1.9	1.8	1.8	1.9	1.7	1.6	2.2	2.0	1.9	2.0	2.3	2.8	2.8	2.9	3.4	3.4	3.0	2.8	2.9	2.9	2.7	2.4
Load	25.67	23.99	22.93	22.40	22.59	23.62	25.40	27.79	29.53	31.84	34.18	35.81	36.93	38.09	39.21	40.01	39.75	39.03	37.80	36.18	35.68	33.80	30.35	27.25



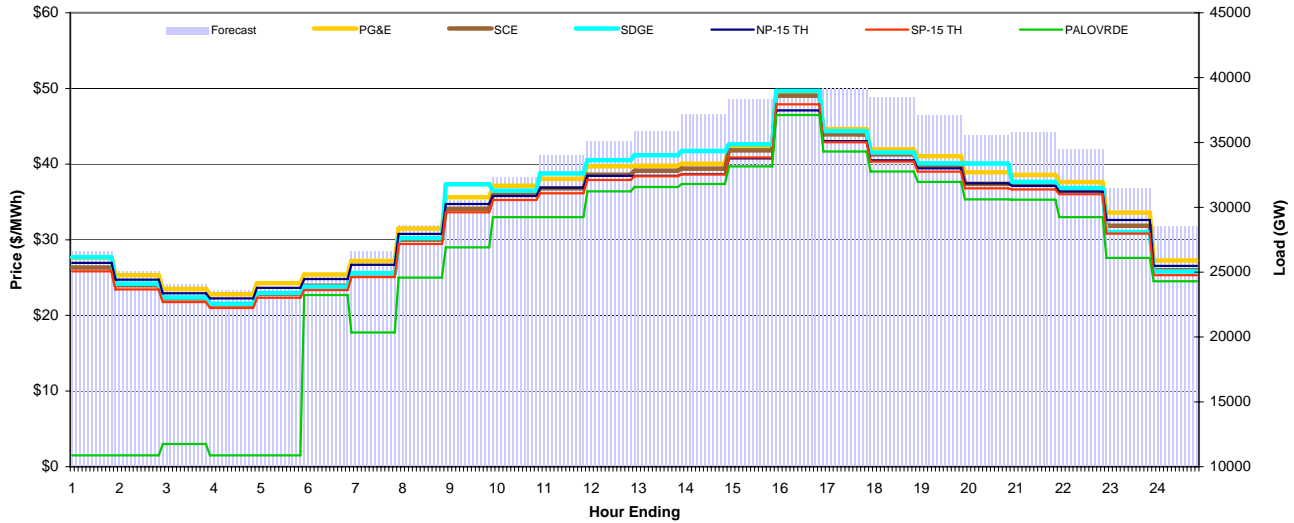
CAISO Daily Report

Wednesday July 29, 2009

Price Color Codes: <=0 >=100 >=200

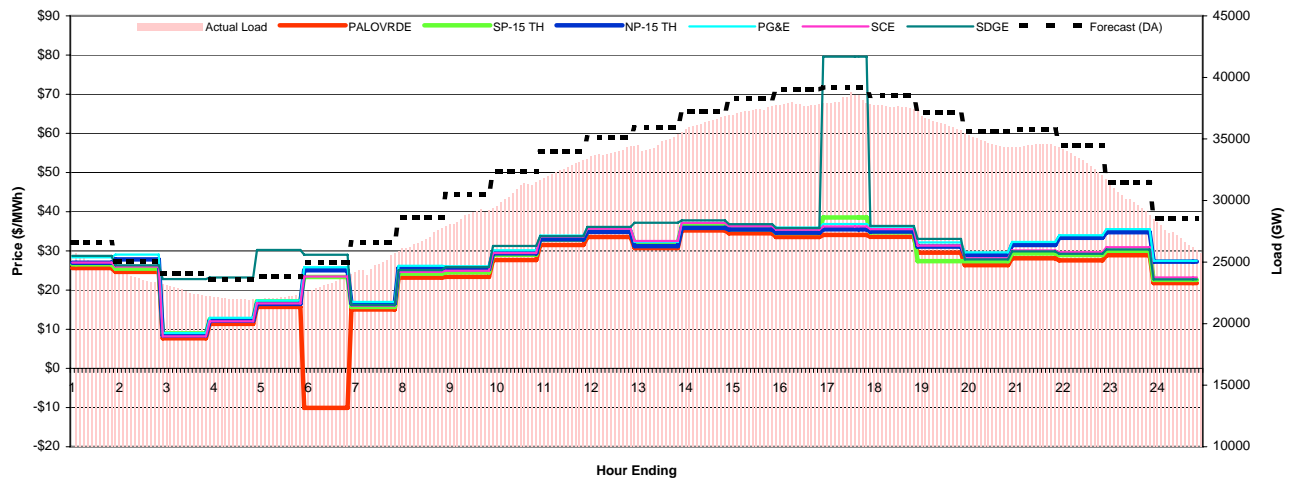
Day-Ahead Prices and Cleared Load

	HE1	HE2	HE3	HE4	HE5	HE6	HE7	HE8	HE9	HE10	HE11	HE12	HE13	HE14	HE15	HE16	HE17	HE18	HE19	HE20	HE21	HE22	HE23	HE24
PG&E	27.65	25.32	23.49	22.80	24.25	25.41	27.19	31.49	35.62	37.14	38.04	39.71	39.77	40.06	42.26	49.20	44.63	41.94	41.06	38.91	38.57	37.62	33.58	27.26
SCE	26.34	23.97	22.24	21.45	22.84	23.92	25.56	30.01	34.09	35.96	36.80	38.60	39.12	39.40	41.80	49.05	43.93	41.27	39.85	37.39	37.40	36.72	31.84	25.98
SDGE	27.71	24.20	22.37	21.54	22.96	23.80	25.58	30.23	37.34	36.48	38.76	40.52	41.18	41.73	42.61	49.69	44.37	41.53	40.10	40.07	37.65	36.83	31.01	25.81
NP-15 TH	26.94	24.72	22.93	22.25	23.65	24.81	26.69	30.78	34.72	35.78	36.88	38.45	38.44	38.69	40.75	47.11	43.04	40.50	39.45	37.46	37.11	36.36	32.60	26.54
SP-15 TH	25.82	23.44	21.76	20.98	22.34	23.35	25.06	29.44	33.62	35.25	36.15	37.90	38.38	38.64	40.87	47.90	42.89	40.33	38.99	36.79	36.66	36.01	30.82	25.32
PALOVPRDE	1.50	1.50	3.00	1.50	1.50	22.70	17.75	25.00	29.00	33.00	33.00	36.39	36.97	37.36	39.69	46.48	41.65	39.02	37.64	35.35	35.29	33.00	27.60	24.51
Forecast	26.6	25.1	24.1	23.6	23.8	24.9	26.6	28.6	30.5	32.4	34.0	35.1	35.9	37.2	38.3	39.0	39.2	38.5	37.1	35.6	35.8	34.5	31.5	28.6



Preliminary Real-Time Prices with Forecasted and Actual System Load

	HE1	HE2	HE3	HE4	HE5	HE6	HE7	HE8	HE9	HE10	HE11	HE12	HE13	HE14	HE15	HE16	HE17	HE18	HE19	HE20	HE21	HE22	HE23	HE24
Palovrde	25.61	24.64	7.88	11.38	15.68	-10.08	15.05	23.18	23.37	27.68	31.51	33.57	30.74	35.22	34.49	33.55	34.09	33.59	29.53	26.34	28.13	27.60	28.87	21.78
sp15	26.56	25.47	8.96	12.51	17.13	23.33	15.71	24.21	24.52	29.00	32.87	34.90	32.15	36.31	35.50	34.59	38.53	34.72	27.39	27.39	29.36	28.95	30.03	22.60
np15	26.98	27.82	8.45	12.21	16.47	25.06	16.65	25.61	25.33	29.39	32.95	34.85	31.21	35.88	35.46	34.67	35.51	34.96	31.11	28.95	31.52	33.34	34.77	27.24
pgae	28.34	29.04	9.03	12.90	17.35	25.82	16.98	26.20	26.09	30.18	33.94	35.96	32.30	37.13	36.70	35.96	36.87	36.18	32.17	29.65	32.30	34.00	35.54	27.45
sce	27.03	25.99	8.18	12.03	16.59	23.47	15.97	24.63	24.95	29.48	33.63	35.66	32.54	37.16	36.35	35.44	36.25	35.57	31.36	28.12	30.11	29.65	30.92	23.22
sdge	28.75	26.31	22.81	23.20	30.22	29.01	16.16	25.08	25.86	31.26	33.76	36.11	37.20	37.79	36.82	35.82	79.60	36.38	33.06	27.84	29.86	29.24	30.37	22.74
Forecast-Load	1.8	1.5	1.6	1.6	1.6	1.6	1.6	1.6	1.6	1.4	1.2	1.1	1.1	0.7	0.9	1.2	1.0	1.0	1.1	1.0	1.3	1.7	1.8	1.8
Load	24.85	23.55	22.53	21.99	22.22	23.39	24.98	27.04	28.91	30.97	32.78	34.03	34.78	36.46	37.40	37.80	38.16	37.50	36.06	34.59	34.44	32.80	29.64	26.73



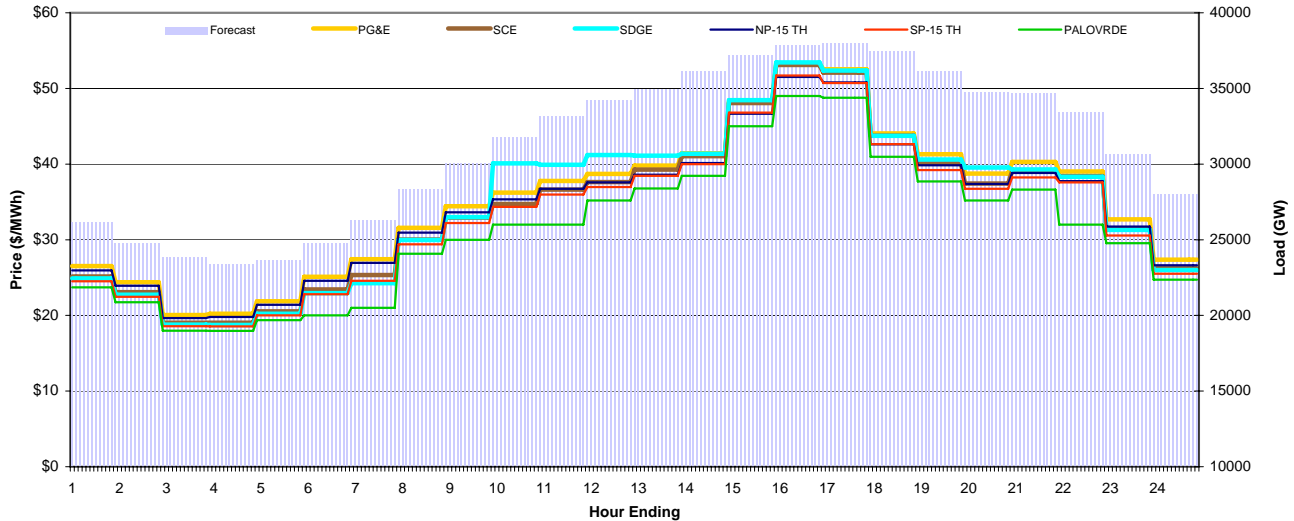
CAISO Daily Report

Thursday July 30, 2009

Price Color Codes: <=0 >=100 >=200

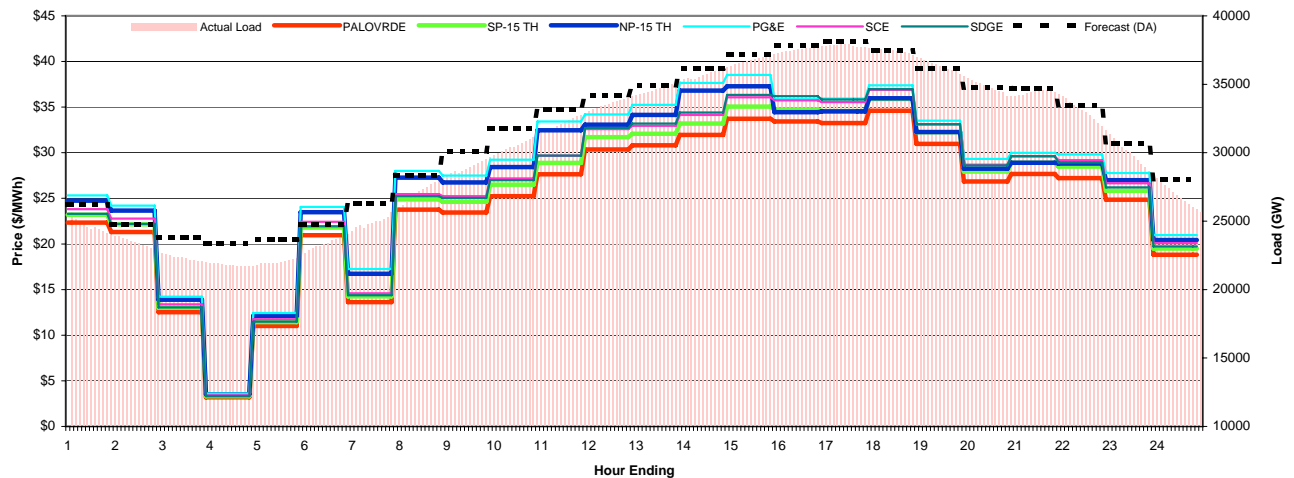
Day-Ahead Prices and Cleared Load

	HE1	HE2	HE3	HE4	HE5	HE6	HE7	HE8	HE9	HE10	HE11	HE12	HE13	HE14	HE15	HE16	HE17	HE18	HE19	HE20	HE21	HE22	HE23	HE24
PG&E	26.52	24.39	20.05	20.22	21.87	25.09	27.43	31.58	34.42	36.22	37.76	38.71	39.81	41.42	48.25	53.30	52.54	44.05	41.31	38.74	40.29	39.03	32.71	27.36
SCE	25.15	23.07	19.04	19.03	20.53	23.44	25.33	30.03	32.93	34.72	36.63	37.62	39.28	41.06	48.08	53.11	52.08	43.76	40.10	37.43	39.09	38.41	31.42	26.22
SDGE	24.89	22.75	18.77	18.74	20.23	22.94	24.25	29.97	33.00	40.10	39.90	41.20	41.11	41.37	48.46	53.44	52.36	43.74	40.62	39.56	39.29	38.31	31.30	25.98
NP-15 TH	25.96	23.91	19.65	19.79	21.40	24.58	26.93	30.93	33.62	35.34	36.73	37.59	38.59	40.13	46.66	51.52	50.80	42.62	39.85	37.38	38.84	37.74	31.74	26.62
SP-15 TH	24.51	22.47	18.56	18.55	20.00	22.79	24.58	29.40	32.21	34.35	35.97	36.96	38.44	39.99	46.81	51.71	50.72	42.64	39.20	36.75	38.23	37.59	30.55	25.51
PALOVNRDE	23.71	21.75	17.98	17.96	19.37	20.00	21.00	28.14	30.00	32.00	32.00	35.19	36.77	38.46	45.00	49.00	48.78	40.96	37.71	35.20	36.62	32.00	29.54	24.73
Forecast	26.2	24.8	23.8	23.4	23.6	24.8	26.3	28.4	30.1	31.8	33.2	34.2	34.9	36.2	37.2	37.9	38.1	37.4	36.1	34.7	34.7	33.4	30.7	28.0



Preliminary Real-Time Prices with Forecasted and Actual System Load

	HE1	HE2	HE3	HE4	HE5	HE6	HE7	HE8	HE9	HE10	HE11	HE12	HE13	HE14	HE15	HE16	HE17	HE18	HE19	HE20	HE21	HE22	HE23	HE24
Palovrde	22.34	21.31	12.52	3.18	11.01	20.95	13.63	23.76	23.45	25.24	27.64	30.36	30.82	31.94	33.73	33.43	33.25	34.60	30.97	26.85	27.68	27.21	24.85	18.82
sp15	23.20	22.16	13.02	3.31	11.43	21.79	14.26	24.88	24.62	26.49	28.88	31.71	32.08	33.19	35.06	34.74	34.56	35.89	32.26	27.95	28.91	28.48	25.83	19.51
np15	24.75	23.65	13.88	3.52	12.12	23.48	16.74	27.26	26.75	28.43	32.46	33.08	34.14	36.80	37.29	34.45	34.54	35.98	32.26	28.25	28.90	28.82	26.99	20.43
pgae	25.32	24.19	14.23	3.61	12.43	24.06	17.26	28.00	27.49	29.23	33.43	34.20	35.25	37.65	38.53	35.87	35.93	37.39	33.52	29.31	30.00	29.82	27.79	20.98
sce	23.82	22.78	13.38	3.40	11.75	22.42	14.60	25.47	25.24	27.18	29.68	32.58	32.96	34.15	36.08	35.73	35.55	36.91	33.09	28.69	29.61	29.18	26.65	20.10
sdge	23.31	22.19	13.04	3.32	11.48	21.94	14.38	25.24	25.05	27.00	29.69	32.71	33.20	34.41	36.34	36.20	35.83	36.97	33.13	28.60	29.62	28.93	26.20	19.73
Forecast-Load	1.6	1.5	1.6	1.6	1.5	1.2	1.2	1.0	1.0	1.1	0.8	0.5	0.1	0.3	0.3	0.3	0.3	0.1	0.0	0.1	0.3	0.7	1.1	1.4
Load	24.54	23.29	22.25	21.79	22.13	23.53	25.12	27.38	29.06	30.70	32.31	33.70	34.79	35.82	36.88	37.60	37.80	37.36	36.17	34.66	34.41	32.75	29.58	26.62



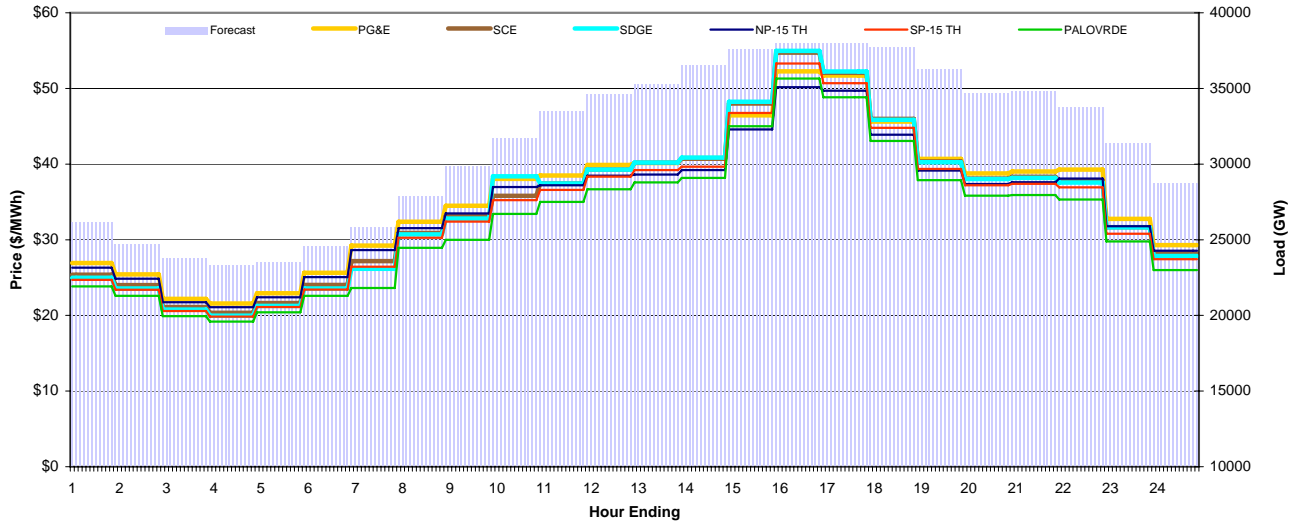
CAISO Daily Report

Friday July 31, 2009

Price Color Codes: <=0 >=100 >=200

Day-Ahead Prices and Cleared Load

	HE1	HE2	HE3	HE4	HE5	HE6	HE7	HE8	HE9	HE10	HE11	HE12	HE13	HE14	HE15	HE16	HE17	HE18	HE19	HE20	HE21	HE22	HE23	HE24
PG&E	26.91	25.42	22.19	21.56	22.93	25.63	29.23	32.38	34.50	38.05	38.50	39.89	40.14	40.80	46.44	52.27	51.71	45.63	40.69	38.77	39.02	39.28	32.76	29.30
SCE	25.38	24.01	21.10	20.34	21.65	24.04	27.18	30.91	33.16	35.81	37.44	39.27	40.18	40.70	48.01	54.73	52.07	45.98	40.35	38.10	38.33	37.83	31.67	28.19
SDGE	24.98	23.55	20.77	19.97	21.26	23.57	26.17	30.70	32.80	38.38	37.43	39.28	40.21	40.87	48.24	54.98	52.24	45.84	40.25	38.02	38.18	37.57	31.64	27.86
NP-15 TH	26.30	24.85	21.73	21.09	22.40	25.06	28.63	31.54	33.48	36.97	37.20	38.47	38.62	39.20	44.59	50.17	49.70	43.89	39.14	37.36	37.61	38.09	31.78	28.55
SP-15 TH	24.69	23.38	20.58	19.83	21.11	23.42	26.45	30.27	32.41	35.23	36.60	38.35	39.20	39.65	46.76	53.30	50.69	44.79	39.36	37.19	37.40	36.93	30.79	27.42
PALOVNRDE	23.84	22.60	19.91	19.18	20.41	22.59	23.62	28.93	30.00	33.41	35.00	36.67	37.59	38.18	45.01	51.32	48.83	43.05	37.88	35.83	35.92	35.33	29.77	26.00
Forecast	26.2	24.7	23.8	23.3	23.5	24.6	25.8	27.9	29.9	31.7	33.5	34.6	35.3	36.6	37.6	38.3	38.5	37.7	36.3	34.7	34.8	33.8	31.4	28.8



Preliminary Real-Time Prices with Forecasted and Actual System Load

	HE1	HE2	HE3	HE4	HE5	HE6	HE7	HE8	HE9	HE10	HE11	HE12	HE13	HE14	HE15	HE16	HE17	HE18	HE19	HE20	HE21	HE22	HE23	HE24
Palovrde	19.45	16.65	9.13	7.11	2.79	19.52	14.11	19.08	17.27	22.89	27.66	35.10	364.06	91.14	37.25	38.03	35.07	35.69	28.72	27.08	28.30	23.91	22.64	23.46
sp15	20.13	17.21	9.45	7.35	2.89	20.25	14.81	20.06	18.16	24.06	29.03	36.58	371.56	93.16	38.27	39.17	36.14	36.69	29.74	28.03	29.31	24.85	23.44	24.33
np15	21.29	18.44	10.05	7.88	3.05	21.44	15.66	20.80	18.48	24.12	28.83	35.51	23.32	25.62	31.43	33.02	33.34	31.89	29.15	27.90	29.24	24.84	24.18	25.52
pgae	21.82	18.87	10.28	8.06	3.13	21.97	16.01	21.35	19.06	24.95	29.91	36.96	32.33	28.33	32.98	34.60	34.83	33.36	30.37	28.99	30.37	25.75	24.96	26.21
sce	20.70	17.69	9.71	7.53	2.97	20.77	15.14	20.51	18.57	24.62	29.75	37.48	377.44	95.04	39.32	40.27	37.18	37.68	30.58	28.79	30.08	25.47	24.11	25.02
sdge	20.31	17.33	9.51	7.41	2.92	20.40	14.90	20.27	18.42	24.47	29.63	37.55	377.93	95.11	39.30	40.27	37.14	37.62	30.39	28.60	29.95	25.29	23.95	24.71
Forecast-Load	1.6	1.4	1.4	1.5	1.4	1.3	1.0	1.1	1.3	1.3	1.2	0.6	0.3	0.5	0.6	0.9	0.9	0.9	0.8	0.8	1.2	1.7	2.2	2.0
Load	24.58	23.30	22.34	21.84	22.17	23.29	24.85	26.83	28.57	30.45	32.33	33.97	35.05	36.08	37.02	37.41	37.56	36.86	35.43	33.89	33.61	32.07	29.16	26.72

