

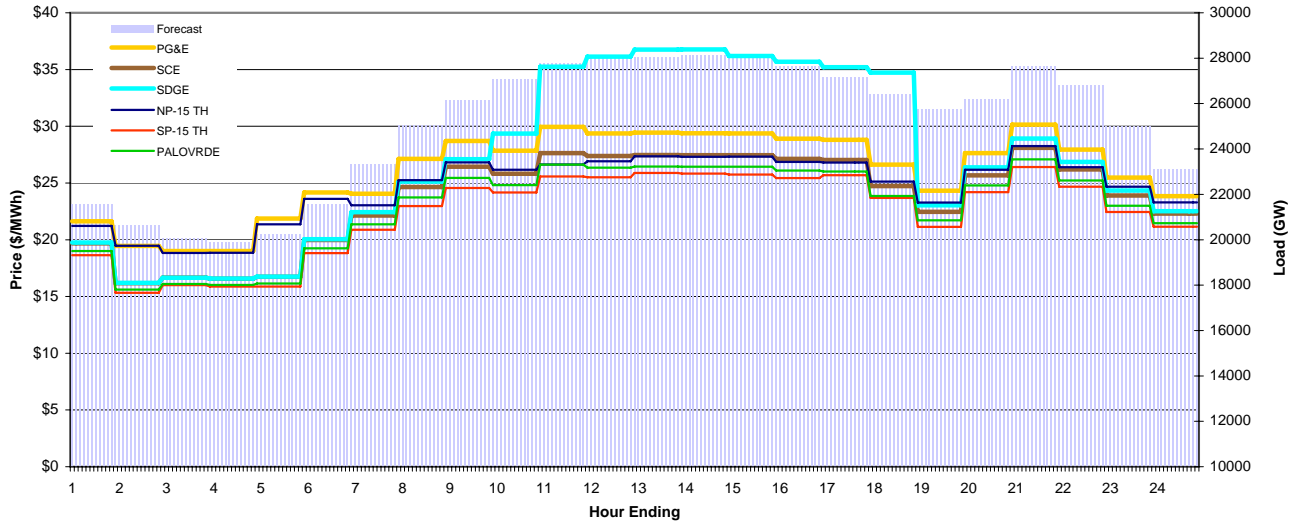
CAISO Daily Report

Delivery Day: 20090501

Price Color Codes: <=0 >=100 >=200

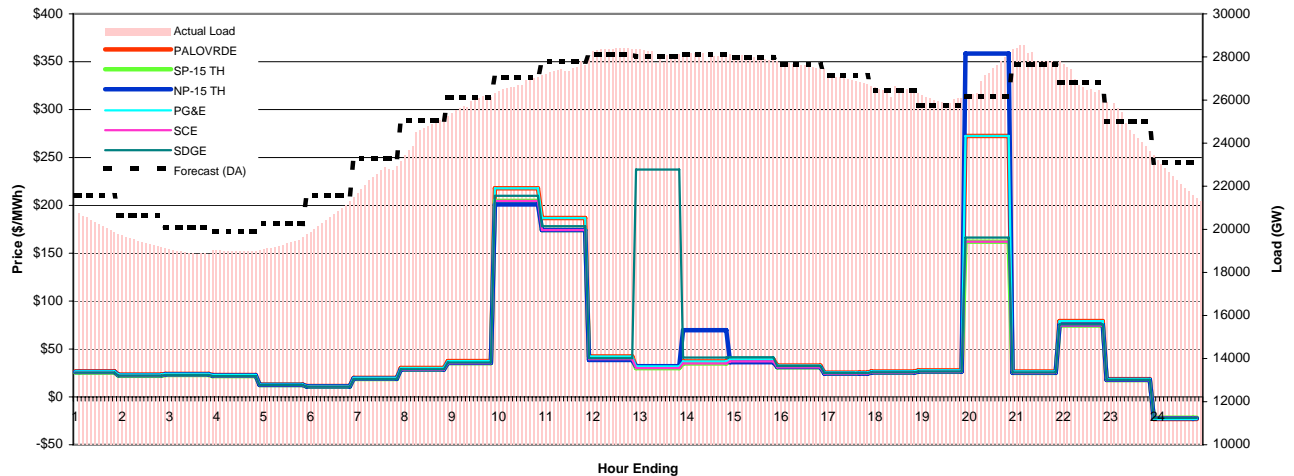
Day-Ahead Prices and Cleared Load

	HE1	HE2	HE3	HE4	HE5	HE6	HE7	HE8	HE9	HE10	HE11	HE12	HE13	HE14	HE15	HE16	HE17	HE18	HE19	HE20	HE21	HE22	HE23	HE24
PG&E	21.64	19.46	19.00	19.00	21.86	24.17	24.05	27.12	28.71	27.85	29.95	29.37	29.44	29.38	29.38	28.91	28.81	26.61	24.32	27.64	30.15	27.95	25.47	23.84
SCE	19.68	16.17	16.67	16.56	16.74	19.98	22.13	24.64	26.43	25.82	27.64	27.39	27.47	27.45	27.45	27.13	27.02	24.73	22.46	25.68	28.10	26.20	23.90	22.31
SDGE	19.75	16.20	16.65	16.58	16.75	20.04	22.43	25.12	27.10	29.36	35.25	36.14	36.76	36.77	36.19	35.68	35.20	34.73	23.04	26.37	28.92	26.86	24.33	22.52
NP-15 TH	21.22	19.48	18.84	18.85	21.37	23.61	23.03	25.26	26.82	26.17	26.64	26.92	27.35	27.30	27.33	26.86	26.80	25.13	23.27	26.17	28.25	26.39	24.67	23.29
SP-15 TH	18.64	15.33	16.00	15.87	15.88	18.82	20.88	22.96	24.56	24.17	25.58	25.51	25.89	25.83	25.75	25.43	25.69	23.69	21.14	24.19	26.41	24.68	22.44	21.15
PALOV RDE	19.00	15.61	16.10	16.01	16.15	19.24	21.36	23.73	25.44	24.82	26.61	26.35	26.45	26.44	26.44	26.09	26.01	23.86	21.71	24.78	27.08	25.23	23.00	21.45
Forecast	21.6	20.6	20.1	19.9	20.2	21.6	23.3	25.0	26.1	27.1	27.8	28.1	28.0	28.1	28.0	27.6	27.2	26.4	25.8	26.2	27.7	26.8	25.0	23.1



Preliminary Real-Time Prices with Forecasted and Actual System Load

	HE1	HE2	HE3	HE4	HE5	HE6	HE7	HE8	HE9	HE10	HE11	HE12	HE13	HE14	HE15	HE16	HE17	HE18	HE19	HE20	HE21	HE22	HE23	HE24
Palovrde	24.18	21.35	21.94	20.83	11.80	10.23	17.78	27.10	33.68	196.05	166.61	37.67	29.17	70.24	35.73	29.82	23.26	24.22	25.10	143.39	23.99	15.15	16.74	-20.89
sp15	23.99	21.08	21.98	20.87	11.69	10.05	17.57	26.61	32.94	190.59	160.53	36.11	38.14	69.75	34.35	28.42	22.37	23.52	24.47	141.45	23.64	70.06	16.38	-20.67
np15	26.05	22.75	23.52	22.31	12.55	10.96	19.21	28.78	35.62	200.91	174.22	38.58	31.98	69.61	36.27	31.27	24.32	25.45	26.61	358.52	25.39	75.47	17.83	-22.41
pgae	26.67	23.28	24.03	22.81	12.86	11.26	19.82	30.21	37.44	217.81	186.72	42.23	31.92	37.02	39.26	32.71	25.44	26.52	27.62	272.57	26.58	79.13	18.47	-23.02
sce	25.28	22.04	22.88	21.73	12.30	10.69	18.62	28.33	35.23	204.73	174.17	39.32	30.04	34.89	37.08	30.92	24.18	25.17	26.15	162.02	25.08	74.56	17.46	-21.78
sdge	25.35	22.27	22.86	21.72	12.32	10.71	18.73	28.88	35.97	210.01	178.26	40.34	237.35	41.03	41.48	32.27	24.79	25.72	26.58	166.38	25.51	75.70	17.76	-21.98
Forecast-Load	1.4	1.3	1.2	0.9	0.8	0.8	0.7	0.3	0.2	0.2	0.2	-0.3	-0.1	0.1	0.0	0.1	0.3	0.0	-0.3	-1.3	-0.3	0.2	0.6	1.1
Load	20.19	19.32	18.93	18.98	19.40	20.78	22.65	24.72	25.98	26.81	27.56	28.36	28.09	28.07	27.93	27.54	26.87	26.41	26.03	27.47	27.96	26.56	24.42	22.02



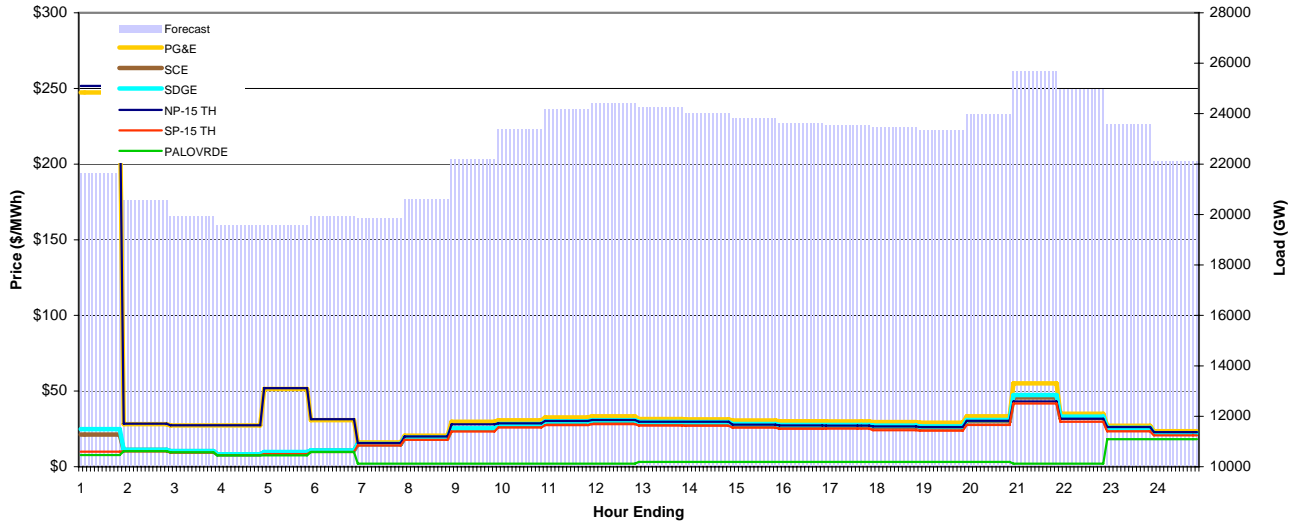
CAISO Daily Report

Delivery Day: 20090502

Price Color Codes: <=0 >=100 >=200

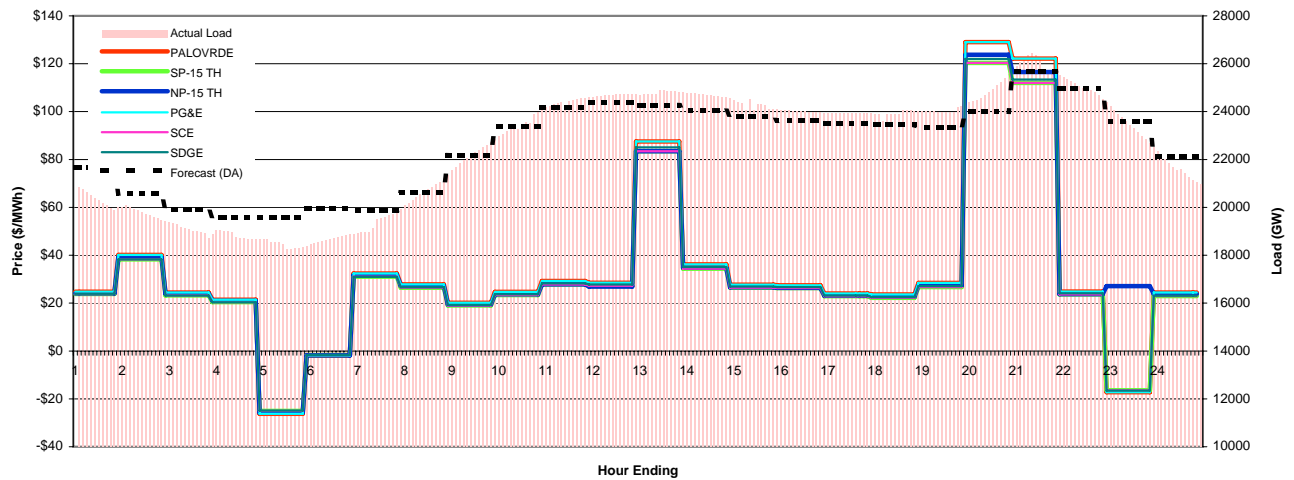
Day-Ahead Prices and Cleared Load

	HE1	HE2	HE3	HE4	HE5	HE6	HE7	HE8	HE9	HE10	HE11	HE12	HE13	HE14	HE15	HE16	HE17	HE18	HE19	HE20	HE21	HE22	HE23	HE24
PG&E	247.32	28.15	27.26	27.26	51.43	30.79	16.03	20.56	29.73	30.71	32.57	33.31	31.52	31.31	30.59	30.07	29.98	29.55	29.06	33.36	55.06	35.03	27.06	23.49
SCE	21.27	11.07	10.22	8.20	9.44	10.64	14.84	18.96	24.85	27.64	29.32	30.01	28.92	28.76	27.53	26.89	26.89	26.42	25.93	29.98	45.75	32.24	25.30	21.97
SDGE	24.86	11.22	10.36	8.28	9.72	10.80	15.00	19.24	25.34	28.23	30.02	30.81	29.64	29.50	28.26	27.60	27.58	27.20	26.64	30.86	47.39	33.08	25.70	22.08
NP-15 TH	251.71	28.42	27.44	27.42	51.87	31.40	15.62	20.00	28.05	28.65	30.27	30.91	29.67	29.69	27.81	27.24	27.14	26.66	26.23	30.35	43.11	31.71	26.25	22.89
SP-15 TH	9.94	10.15	9.34	7.66	8.30	9.71	14.06	17.81	23.21	25.92	27.53	28.13	27.18	27.04	25.78	25.09	25.13	24.12	23.75	27.55	41.77	29.75	23.38	20.72
PALOVRDE	7.73	10.26	9.54	7.48	7.51	9.78	2.00	2.00	2.00	2.00	2.00	2.00	3.15	3.15	3.15	3.15	3.15	3.15	3.15	3.15	2.00	2.00	18.22	18.22
Forecast	21.7	20.6	19.9	19.6	19.6	19.9	19.9	20.6	22.2	23.4	24.2	24.4	24.3	24.0	23.8	23.6	23.5	23.4	23.4	24.0	25.7	25.0	23.6	22.1



Preliminary Real-Time Prices with Forecasted and Actual System Load

	HE1	HE2	HE3	HE4	HE5	HE6	HE7	HE8	HE9	HE10	HE11	HE12	HE13	HE14	HE15	HE16	HE17	HE18	HE19	HE20	HE21	HE22	HE23	HE24
Palovrde	23.02	37.01	22.45	19.73	-24.11	-1.65	29.88	25.58	18.32	22.48	26.65	26.14	80.14	33.05	25.41	25.22	21.97	21.37	25.68	115.60	107.45	22.76	25.45	22.06
sp15	22.82	36.48	22.22	19.82	-24.14	-1.68	29.51	24.95	17.95	22.10	26.28	25.75	78.84	32.56	24.98	24.76	21.55	20.66	24.82	112.14	104.74	21.90	24.61	21.60
np15	24.09	39.26	23.89	20.93	-25.79	-1.85	31.78	27.17	19.45	23.73	27.83	26.94	83.43	34.78	26.65	26.39	23.16	22.78	27.36	123.73	116.55	23.78	27.13	23.86
pgae	24.74	40.16	24.45	21.43	-26.24	-1.87	32.41	27.83	20.13	24.70	29.24	28.53	87.52	36.19	27.73	27.43	24.06	23.66	28.41	129.01	122.13	24.84	-17.18	24.45
sce	23.86	38.25	23.24	20.45	-25.00	-1.73	31.03	26.43	19.02	23.39	27.80	27.26	83.49	34.42	26.47	26.29	22.89	22.22	26.69	120.36	112.01	23.64	-16.39	22.97
sdge	23.91	38.26	23.19	20.36	-24.91	-1.69	31.02	26.64	19.22	23.70	28.24	27.75	85.05	35.05	26.94	26.70	23.16	22.46	27.09	122.02	113.37	24.07	-16.51	23.11
Forecast-Load	1.4	0.9	0.9	0.8	1.2	1.2	0.4	-0.2	-0.1	-0.2	-0.3	-0.3	-0.5	-0.6	-0.4	-0.4	-0.4	-0.5	-0.7	-1.1	-0.3	0.1	0.4	0.6
Load	20.29	19.70	19.03	18.79	18.42	18.72	19.48	20.81	22.33	23.56	24.43	24.69	24.80	24.65	24.21	23.99	23.91	23.93	24.07	25.06	25.94	24.85	23.20	21.46



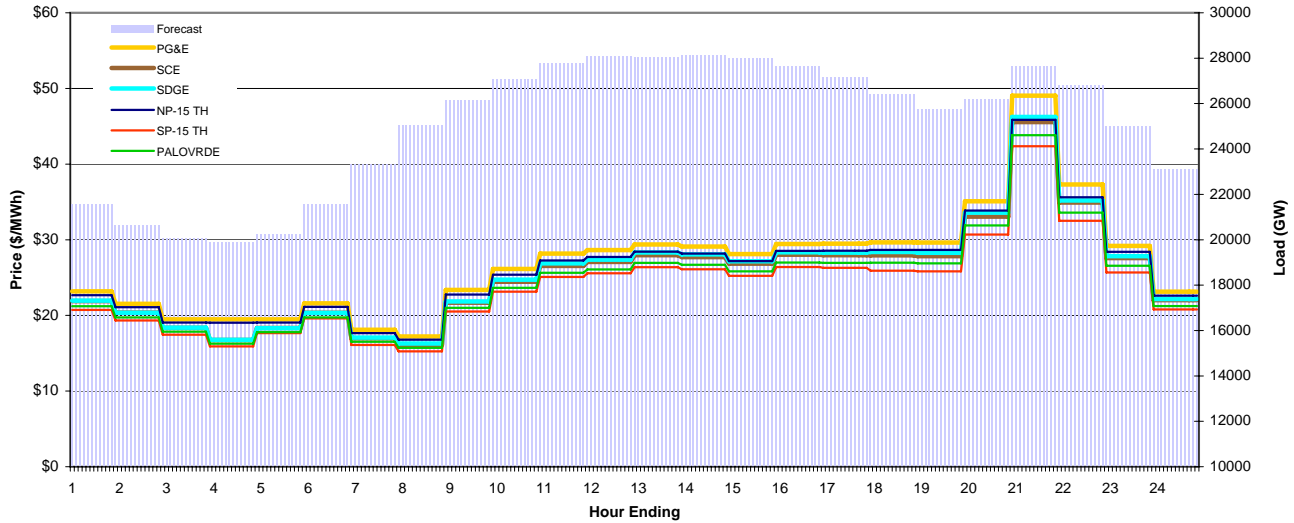
CAISO Daily Report

Delivery Day: 20090503

Price Color Codes: <=0 >=100 >=200

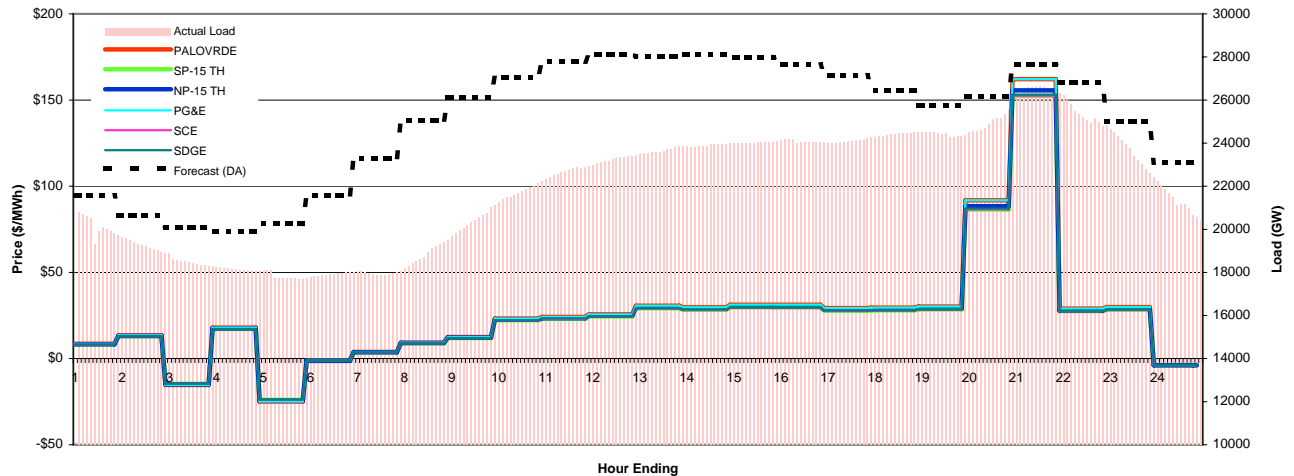
Day-Ahead Prices and Cleared Load

	HE1	HE2	HE3	HE4	HE5	HE6	HE7	HE8	HE9	HE10	HE11	HE12	HE13	HE14	HE15	HE16	HE17	HE18	HE19	HE20	HE21	HE22	HE23	HE24
PG&E	23.19	21.54	19.48	19.48	19.48	21.60	18.10	17.21	23.36	26.13	28.17	28.64	29.38	29.09	28.10	29.45	29.49	29.65	29.63	35.08	49.05	37.31	29.19	23.14
SCE	21.89	20.36	18.37	16.75	18.33	20.34	16.98	16.12	21.68	24.45	26.55	27.07	27.96	27.71	26.84	28.03	27.95	27.93	27.82	33.05	45.56	34.91	27.57	22.01
SDGE	21.95	20.35	18.39	16.76	18.31	20.33	17.08	16.28	21.84	24.71	26.88	27.36	28.31	28.06	27.15	28.34	28.29	28.37	28.28	33.59	46.22	35.20	27.83	22.16
NP-15 TH	22.67	21.08	19.07	19.04	19.05	21.13	17.67	16.80	22.76	25.38	27.27	27.73	28.42	28.17	27.18	28.53	28.54	28.66	28.65	33.86	45.86	35.61	28.39	22.61
SP-15 TH	20.74	19.33	17.45	15.90	17.66	19.61	16.10	15.24	20.52	23.13	25.09	25.57	26.37	26.09	25.24	26.39	26.29	25.90	25.83	30.68	42.37	32.51	25.67	20.78
PALOV RDE	21.21	19.73	17.85	16.26	17.79	19.73	16.51	15.71	21.01	23.63	25.63	26.08	26.93	26.69	25.83	26.99	26.94	26.97	26.88	31.88	43.82	33.59	26.56	21.23
Forecast	21.6	20.6	20.1	19.9	20.2	21.6	23.3	25.0	26.1	27.1	27.8	28.1	28.0	28.1	28.0	27.6	27.2	26.4	25.8	26.2	27.7	26.8	25.0	23.1



Preliminary Real-Time Prices with Forecasted and Actual System Load

	HE1	HE2	HE3	HE4	HE5	HE6	HE7	HE8	HE9	HE10	HE11	HE12	HE13	HE14	HE15	HE16	HE17	HE18	HE19	HE20	HE21	HE22	HE23	HE24
Palovrde	7.88	12.52	-14.16	16.85	-23.03	-1.22	3.54	8.53	11.48	21.38	22.19	23.41	27.99	27.14	28.57	28.49	26.70	26.89	27.38	82.90	145.86	26.44	27.27	-3.60
sp15	7.73	12.30	-13.91	16.32	-22.97	-1.22	3.47	8.31	11.18	20.84	21.69	22.92	27.38	26.58	27.94	27.79	26.02	25.88	26.41	80.33	142.20	25.63	26.47	-3.46
np15	8.30	13.17	-15.01	17.48	-24.44	-1.30	3.67	9.07	12.20	22.60	23.42	24.88	29.71	28.78	30.22	30.14	28.26	28.57	29.09	88.43	155.66	27.90	28.83	-3.84
pgae	8.56	13.54	-15.28	17.93	-24.92	-1.32	3.82	9.26	12.49	23.22	24.18	25.70	30.70	29.78	31.27	31.20	29.27	29.60	30.16	91.85	162.15	28.98	29.84	-3.88
sce	8.17	12.99	-14.66	17.21	-23.89	-1.26	3.68	8.82	11.90	22.18	23.07	24.41	29.17	28.31	29.76	29.63	27.81	28.01	28.51	86.43	152.33	27.53	28.42	-3.71
sdge	8.19	12.96	-14.62	17.16	-23.74	-1.25	3.65	8.85	11.96	22.34	23.29	24.56	29.39	28.50	30.04	29.96	27.96	28.21	28.73	87.04	153.08	27.75	28.57	-3.75
Forecast-Load	1.5	1.5	1.7	1.8	2.5	3.6	5.3	6.1	5.6	5.2	5.1	4.8	4.4	4.2	4.0	3.6	3.0	2.0	1.4	1.1	1.2	1.6	1.6	2.0
Load	20.07	19.17	18.40	18.11	17.78	17.93	17.96	18.97	20.50	21.82	22.73	23.28	23.68	23.90	24.03	24.06	24.12	24.42	24.40	25.11	26.44	25.17	23.36	21.11



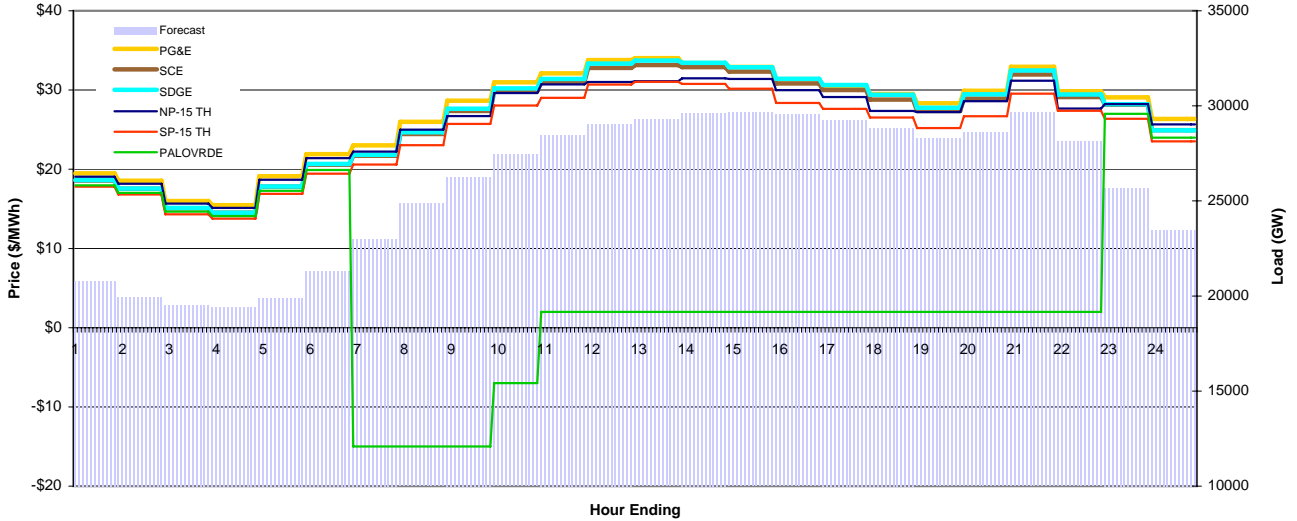
CAISO Daily Report

Delivery Day: 20090504

Price Color Codes: <=0 >=100 >=200

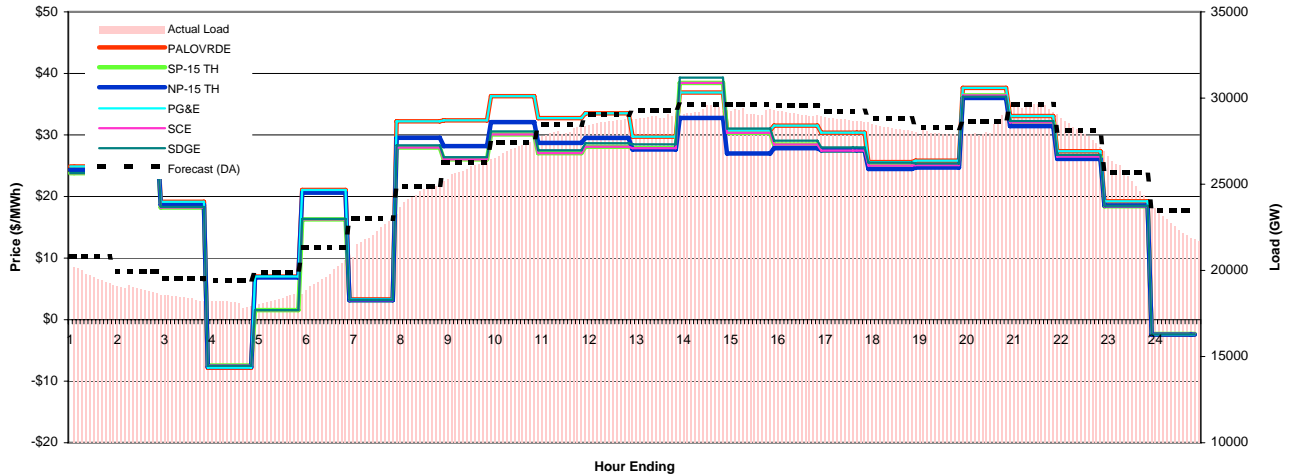
Day-Ahead Prices and Cleared Load

	HE1	HE2	HE3	HE4	HE5	HE6	HE7	HE8	HE9	HE10	HE11	HE12	HE13	HE14	HE15	HE16	HE17	HE18	HE19	HE20	HE21	HE22	HE23	HE24
PG&E	19.48	18.56	15.99	15.45	19.11	21.90	23.01	25.99	28.64	30.98	32.11	33.78	34.02	33.39	32.91	31.38	30.43	29.49	28.33	29.90	32.93	29.85	29.08	26.35
SCE	18.57	17.55	15.08	14.51	17.82	20.57	21.71	24.44	27.37	29.85	30.94	32.80	33.16	32.88	32.33	30.82	30.01	28.80	27.36	28.92	31.97	29.11	28.14	24.94
SDGE	18.64	17.57	15.12	14.52	17.84	20.67	21.82	24.68	27.64	30.21	31.40	33.34	33.71	33.43	32.87	31.41	30.63	29.41	27.76	29.46	32.46	29.43	28.21	24.91
NP-15 TH	19.05	18.16	15.66	15.13	18.67	21.40	22.22	25.00	26.72	29.61	30.71	31.01	31.11	31.48	31.40	29.99	29.11	27.36	27.21	28.58	31.16	27.66	28.23	25.67
SP-15 TH	17.80	16.83	14.30	13.77	16.89	19.44	20.60	23.04	25.71	28.04	29.01	30.70	31.03	30.77	30.17	28.37	27.63	26.54	25.19	26.69	29.54	27.38	26.38	23.51
PALOVPRDE	17.97	17.01	14.65	14.10	17.29	19.92	-15.00	-15.00	-15.00	-7.00	2.00	2.00	2.00	2.00	2.00	2.00	2.00	2.00	2.00	2.00	2.00	2.00	27.00	23.98
Forecast	20.8	19.9	19.5	19.4	19.9	21.3	23.0	24.9	26.3	27.4	28.5	29.1	29.3	29.6	29.6	29.2	28.8	28.3	28.6	29.6	28.1	25.7	23.5	



Preliminary Real-Time Prices with Forecasted and Actual System Load

	HE1	HE2	HE3	HE4	HE5	HE6	HE7	HE8	HE9	HE10	HE11	HE12	HE13	HE14	HE15	HE16	HE17	HE18	HE19	HE20	HE21	HE22	HE23	HE24
Palovrde	22.96	28.96	17.68	-7.23	1.41	15.66	3.04	26.77	24.88	28.75	25.77	26.78	26.58	36.94	29.15	27.35	26.37	24.00	24.06	32.70	30.60	25.32	17.69	-2.27
sp15	22.82	28.63	17.17	-7.06	1.42	15.34	3.01	26.37	24.40	28.35	25.54	26.51	26.27	36.30	28.72	26.40	25.39	23.18	23.22	33.64	29.74	24.72	17.19	-2.20
np15	24.35	30.66	18.66	-7.69	6.86	20.63	3.15	29.54	28.20	32.08	28.70	29.51	27.65	32.76	27.01	27.86	27.51	24.48	24.72	36.01	31.44	26.11	18.54	-2.42
pgae	24.89	31.42	19.14	-7.82	7.02	21.08	3.29	32.21	32.37	36.30	32.73	33.51	29.74	36.90	30.73	31.52	30.37	25.59	25.83	37.64	33.07	27.35	19.23	-2.41
sce	23.80	29.93	18.22	-7.45	1.54	16.28	3.17	27.95	26.03	30.09	27.05	28.10	27.86	38.45	30.34	28.46	27.46	25.03	25.11	36.43	32.05	26.49	18.41	-2.34
sdge	23.83	29.96	18.30	-7.49	1.54	16.36	3.22	28.33	26.39	30.59	27.53	28.66	28.47	39.32	31.04	29.08	27.99	25.51	25.37	36.21	32.27	26.75	18.51	-2.37
Forecast-Load	1.2	1.1	1.2	1.4	1.5	1.4	0.6	0.2	0.2	0.2	0.4	0.4	0.4	0.3	0.5	0.5	0.6	0.6	0.3	0.1	0.2	0.4	0.6	1.1
Load	19.59	18.83	18.35	18.06	18.42	19.92	22.42	24.66	26.02	27.22	28.11	28.66	28.92	29.32	29.19	29.03	28.67	28.17	27.94	28.47	29.44	27.75	25.02	22.34



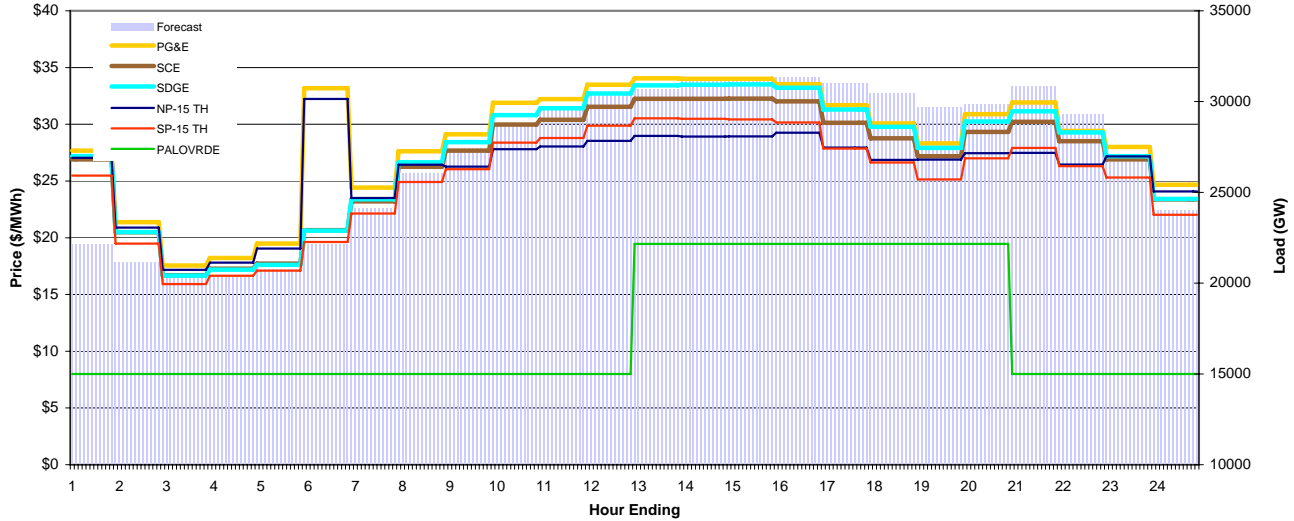
CAISO Daily Report

Delivery Day: 20090505

Price Color Codes: <=0 >=100 >=200

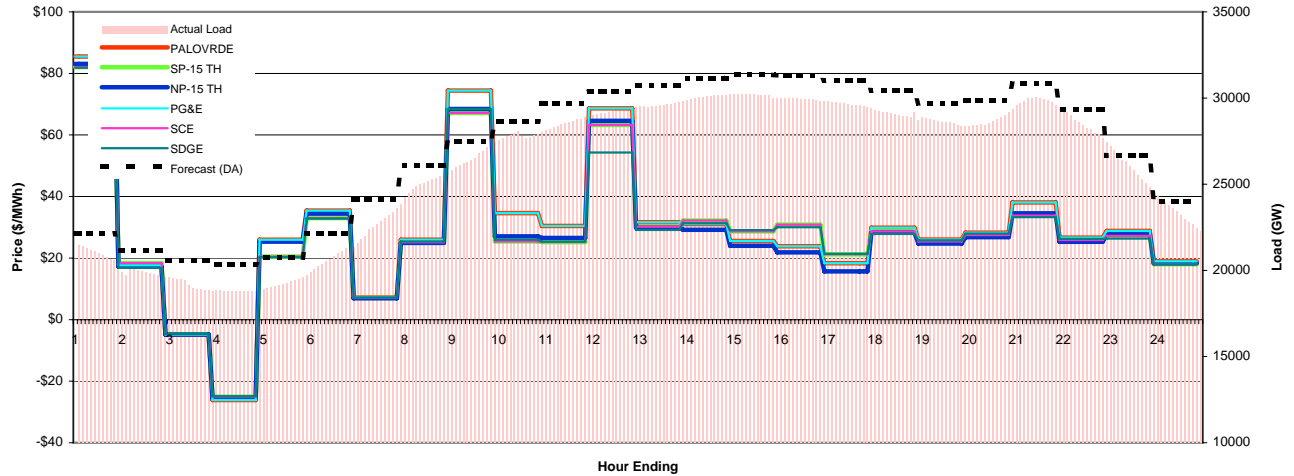
Day-Ahead Prices and Cleared Load

	HE1	HE2	HE3	HE4	HE5	HE6	HE7	HE8	HE9	HE10	HE11	HE12	HE13	HE14	HE15	HE16	HE17	HE18	HE19	HE20	HE21	HE22	HE23	HE24
PG&E	27.68	21.37	17.56	18.22	19.48	33.18	24.41	27.63	29.12	31.89	32.21	33.48	34.06	34.01	34.01	33.53	31.68	30.07	28.31	30.89	31.92	29.41	28.00	24.67
SCE	26.90	20.49	16.70	17.27	17.73	20.67	23.20	26.25	27.68	29.98	30.40	31.53	32.25	32.25	32.26	32.02	30.13	28.77	27.19	29.33	30.22	28.50	26.90	23.37
SDGE	27.20	20.50	16.67	17.19	17.61	20.63	23.39	26.65	28.43	30.81	31.41	32.71	33.44	33.49	33.52	33.22	31.30	29.77	27.91	30.24	31.15	29.28	27.18	23.42
NP-15 TH	27.04	20.89	17.17	17.80	19.04	32.23	23.51	26.43	26.26	27.80	28.04	28.53	28.98	28.92	28.94	29.25	27.95	26.86	26.89	27.45	27.48	26.46	27.17	24.08
SP-15 TH	25.48	19.49	15.91	16.65	17.10	19.63	22.13	24.92	26.05	28.38	28.79	29.88	30.53	30.48	30.43	30.16	27.86	26.63	25.14	27.00	27.92	26.31	25.30	22.03
PALOVORDE	8.00	8.00	8.00	8.00	8.00	8.00	8.00	8.00	8.00	8.00	8.00	8.00	19.46	19.46	19.46	19.46	19.46	19.46	19.46	19.46	8.00	8.00	8.00	8.00
Forecast	22.1	21.2	20.6	20.4	20.7	22.1	24.1	26.1	27.5	28.6	29.7	30.4	30.7	31.2	31.3	31.3	31.0	30.4	29.7	29.9	30.8	29.3	26.7	24.0



Preliminary Real-Time Prices with Forecasted and Actual System Load

	HE1	HE2	HE3	HE4	HE5	HE6	HE7	HE8	HE9	HE10	HE11	HE12	HE13	HE14	HE15	HE16	HE17	HE18	HE19	HE20	HE21	HE22	HE23	HE24
Palovrde	78.83	16.28	-4.55	-24.16	19.62	31.63	6.80	24.15	64.35	24.30	22.74	26.65	22.99	25.55	26.61	24.85	19.35	22.72	24.39	26.39	28.16	24.77	22.40	17.17
sp15	77.42	16.04	-4.48	-23.77	19.40	31.12	6.70	23.77	63.38	23.40	23.66	57.89	28.14	30.09	26.83	28.76	19.69	26.28	23.48	25.37	31.17	23.94	25.27	16.95
np15	83.10	17.21	-4.85	-25.55	25.36	34.46	6.94	24.94	68.43	27.07	26.54	64.62	29.86	29.21	23.99	21.84	15.70	28.39	24.72	26.82	34.57	25.28	27.80	18.35
pgae	85.48	17.68	-4.91	-26.10	25.97	35.42	7.21	25.97	74.44	34.58	30.44	68.63	31.62	31.06	25.53	23.85	18.34	29.84	26.01	28.26	38.09	26.64	28.83	18.95
sce	82.05	18.38	-4.72	-25.04	20.52	32.98	7.06	25.13	67.16	25.38	25.22	63.24	30.20	32.20	28.67	30.84	21.22	28.69	25.40	27.46	33.84	25.86	27.24	18.03
sdge	81.84	16.82	-4.70	-24.85	20.30	32.85	7.13	25.40	68.44	25.98	25.35	54.29	29.15	31.31	29.11	30.05	21.39	27.86	25.75	27.93	33.31	26.25	26.34	17.99
Forecast-Load	1.3	1.3	1.5	1.6	1.4	1.3	1.2	0.9	0.8	0.8	1.1	1.0	1.1	1.1	1.2	1.4	1.5	1.4	1.1	1.1	1.1	1.1	1.0	0.9
Load	20.88	19.82	19.09	18.80	19.34	20.86	22.95	25.20	26.70	27.85	28.62	29.33	29.63	30.09	30.13	29.90	29.58	29.02	28.55	28.79	29.78	28.21	25.64	23.11



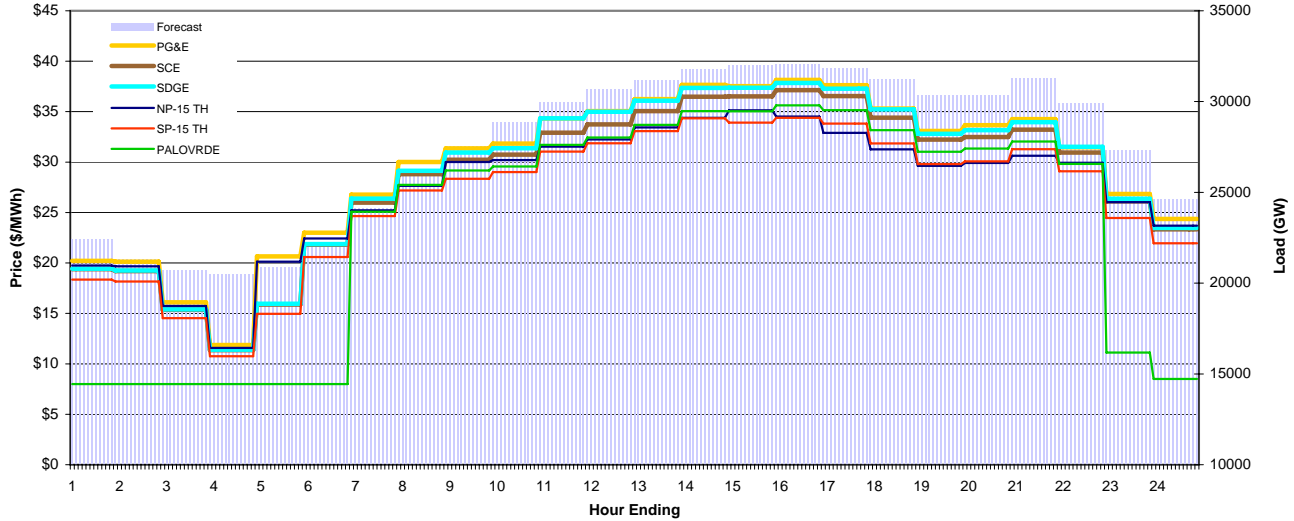
CAISO Daily Report

Delivery Day: 20090506

Price Color Codes: <=0 >=100 >=200

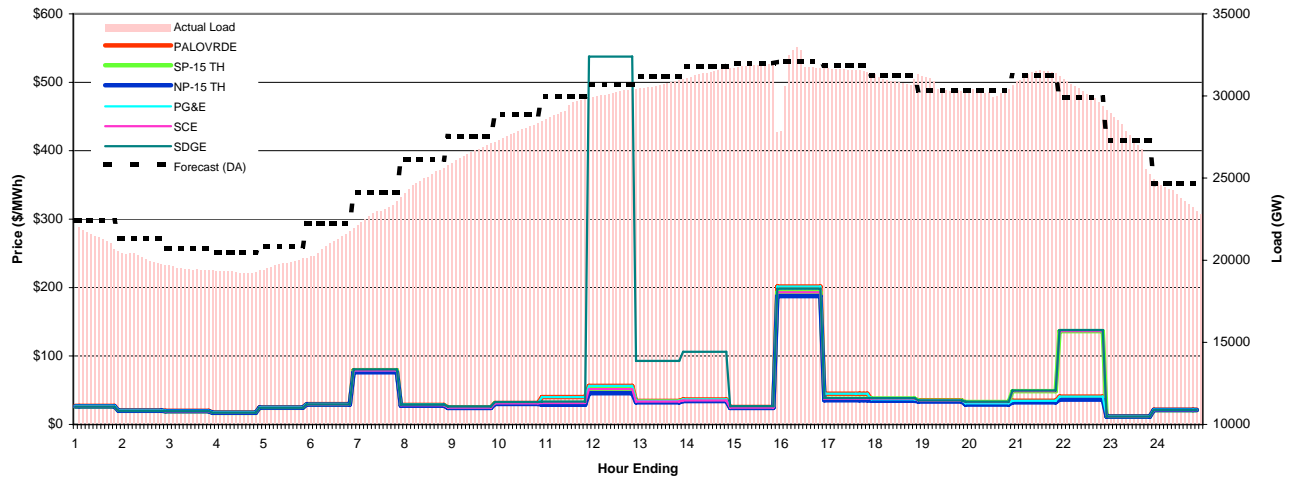
Day-Ahead Prices and Cleared Load

	HE1	HE2	HE3	HE4	HE5	HE6	HE7	HE8	HE9	HE10	HE11	HE12	HE13	HE14	HE15	HE16	HE17	HE18	HE19	HE20	HE21	HE22	HE23	HE24
PG&E	20.20	20.12	16.10	11.87	20.66	23.00	26.78	30.02	31.36	31.83	34.32	35.05	36.25	37.65	37.52	38.14	37.62	35.30	33.09	33.66	34.26	31.47	26.84	24.36
SCE	19.38	19.19	15.35	11.36	15.88	21.80	25.98	28.80	30.23	30.74	32.91	33.74	35.06	36.48	36.51	37.13	36.54	34.41	32.24	32.48	33.22	30.94	26.11	23.34
SDGE	19.43	19.25	15.41	11.40	15.95	21.88	26.38	29.15	30.94	31.37	34.34	35.00	36.09	37.35	37.37	37.84	37.27	35.24	32.80	33.17	33.97	31.52	26.37	23.47
NP-15 TH	19.75	19.67	15.74	11.59	20.13	22.42	25.23	27.64	30.02	30.20	31.53	32.24	33.44	34.38	35.13	34.52	32.89	31.27	29.63	29.91	30.63	29.94	26.03	23.70
SP-15 TH	18.35	18.15	14.52	10.76	14.96	20.59	24.64	27.18	28.35	29.02	31.04	31.86	33.07	34.34	33.91	34.38	33.81	31.84	29.81	30.07	31.28	29.09	24.47	21.95
PALOVPRDE	8.00	8.00	8.00	8.00	8.00	8.00	25.07	27.75	29.17	29.56	31.71	32.44	33.70	35.05	35.03	35.63	35.14	33.17	31.03	31.34	32.04	29.82	11.12	8.51
Forecast	22.4	21.3	20.7	20.5	20.9	22.2	24.1	26.1	27.6	28.8	30.0	30.7	31.2	31.8	32.0	32.1	31.8	31.2	30.4	30.4	31.3	29.9	27.3	24.6



Preliminary Real-Time Prices with Forecasted and Actual System Load

	HE1	HE2	HE3	HE4	HE5	HE6	HE7	HE8	HE9	HE10	HE11	HE12	HE13	HE14	HE15	HE16	HE17	HE18	HE19	HE20	HE21	HE22	HE23	HE24
Palovrde	25.02	19.09	18.62	16.34	23.41	28.01	76.12	27.08	23.61	29.62	30.13	48.70	31.89	33.50	23.75	186.56	36.28	36.74	33.48	31.63	47.49	133.42	10.87	20.19
sp15	24.61	18.74	18.24	16.04	22.96	27.47	74.69	26.55	23.10	29.06	29.54	59.10	34.06	36.16	23.06	178.87	34.87	35.27	32.15	30.49	46.17	131.31	10.66	19.79
np15	26.33	20.02	19.32	17.09	24.46	29.05	76.27	27.40	24.03	29.97	28.86	45.62	32.34	34.22	24.16	187.62	35.21	34.67	33.47	29.08	32.36	36.18	11.38	20.94
pgae	27.03	20.57	19.83	17.48	25.10	29.81	79.18	28.56	25.07	31.36	40.04	56.31	34.43	36.48	25.51	201.54	45.00	36.70	35.38	30.86	34.72	40.66	11.93	21.61
sce	26.00	19.79	19.29	16.94	24.26	29.04	78.80	28.03	24.48	30.82	31.37	51.70	33.49	35.16	24.66	193.16	37.50	37.86	34.53	32.64	48.74	136.22	11.24	20.90
sdge	25.99	19.82	19.35	16.97	24.35	29.28	80.33	28.71	26.17	32.69	33.33	537.53	92.91	106.26	26.63	198.27	38.55	38.63	35.04	33.24	49.62	138.06	11.36	21.04
Forecast-Load	1.1	1.3	1.3	1.2	1.0	1.0	1.0	1.0	0.8	0.8	0.6	0.4	0.4	0.3	0.8	0.1	0.3	0.3	-0.2	0.0	-0.1	-0.1	0.4	1.0
Load	21.27	20.06	19.45	19.30	19.88	21.21	23.13	25.16	26.72	28.01	29.38	30.25	30.77	31.48	31.19	31.98	31.55	30.96	30.51	30.33	31.36	30.00	26.88	23.68



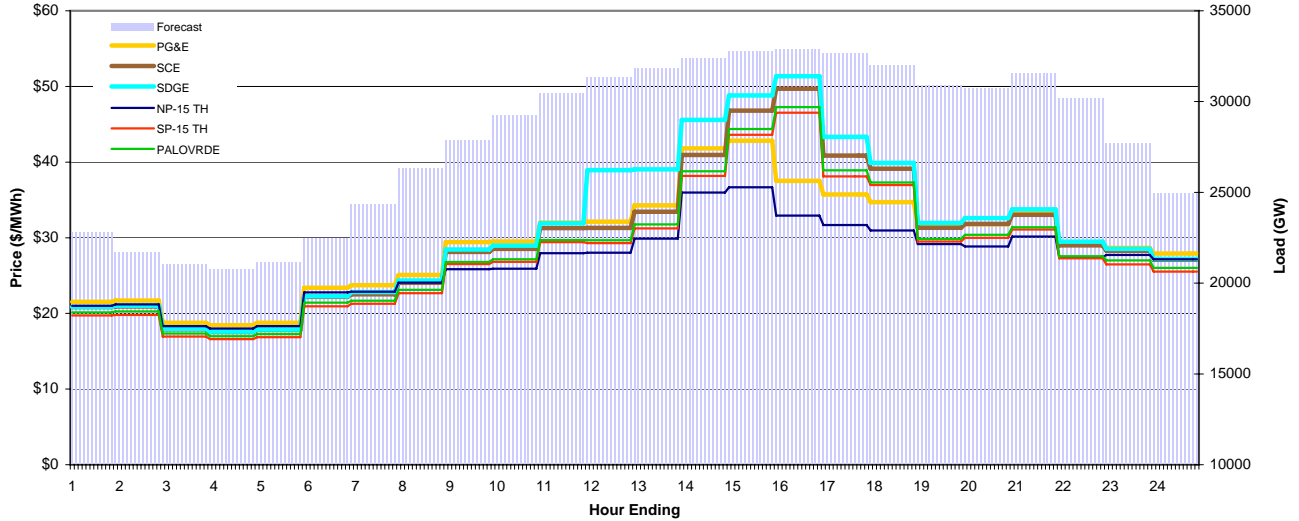
CAISO Daily Report

Delivery Day: 20090507

Price Color Codes: <=0 >=100 >=200

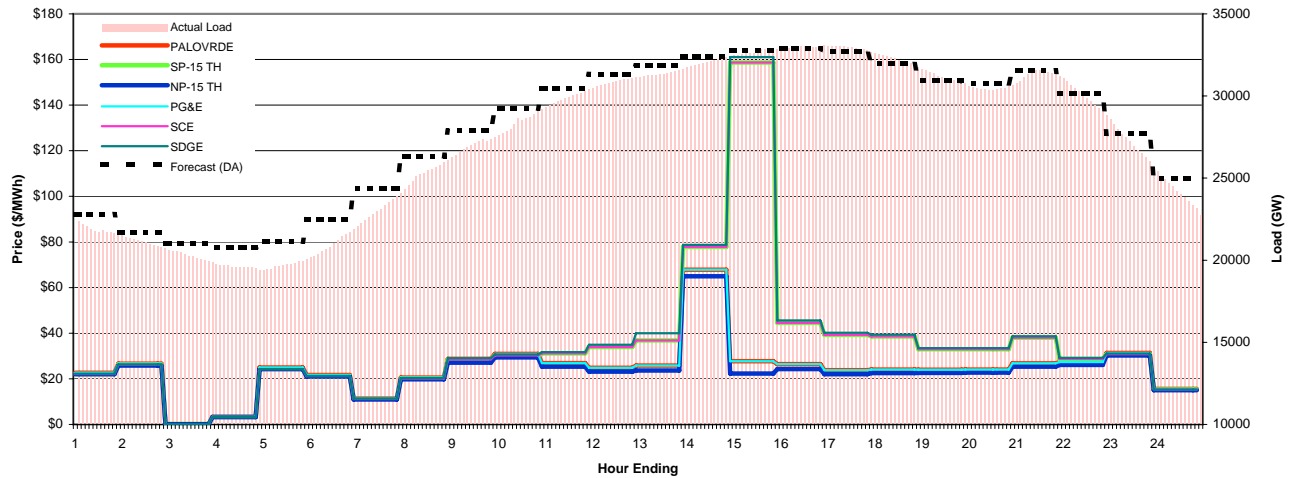
Day-Ahead Prices and Cleared Load

	HE1	HE2	HE3	HE4	HE5	HE6	HE7	HE8	HE9	HE10	HE11	HE12	HE13	HE14	HE15	HE16	HE17	HE18	HE19	HE20	HE21	HE22	HE23	HE24
PG&E	21.53	21.71	18.76	18.43	18.76	23.39	23.72	25.08	29.42	29.51	31.99	32.12	34.29	41.80	42.82	37.52	35.72	34.70	31.61	31.79	33.53	29.27	28.65	27.93
SCE	20.83	20.91	17.89	17.53	17.81	22.18	22.52	24.04	28.12	28.54	31.28	31.31	33.43	40.95	46.80	49.69	40.86	39.12	31.32	31.82	33.03	29.00	28.28	27.09
SDGE	20.85	21.02	17.96	17.59	17.86	22.27	22.82	24.34	28.46	28.96	31.91	38.94	39.04	45.58	48.81	51.34	43.34	39.89	31.97	32.58	33.76	29.48	28.52	27.20
NP-15 TH	21.01	21.18	18.32	17.99	18.31	22.77	22.86	24.06	25.85	25.90	27.95	28.02	29.89	35.97	36.68	32.93	31.69	30.97	29.15	28.84	30.17	27.42	27.74	27.15
SP-15 TH	19.73	19.80	16.94	16.61	16.86	20.93	21.28	22.67	26.52	26.82	29.42	29.29	31.24	38.17	43.62	46.53	38.11	36.97	29.51	29.99	31.10	27.28	26.49	25.52
PALOVPRDE	20.13	20.26	17.34	16.99	17.25	21.43	21.68	23.12	26.79	27.15	29.68	29.67	31.77	38.79	44.36	47.28	38.92	37.31	29.85	30.39	31.39	27.55	27.01	26.00
Forecast	22.8	21.7	21.0	20.8	21.1	22.5	24.4	26.3	27.9	29.2	30.4	31.3	31.9	32.4	32.8	32.9	32.7	32.0	30.9	30.8	31.6	30.2	27.7	25.0



Preliminary Real-Time Prices with Forecasted and Actual System Load

	HE1	HE2	HE3	HE4	HE5	HE6	HE7	HE8	HE9	HE10	HE11	HE12	HE13	HE14	HE15	HE16	HE17	HE18	HE19	HE20	HE21	HE22	HE23	HE24
Palovrde	21.34	25.21	0.14	3.15	23.42	20.42	10.67	19.26	27.33	28.95	29.97	32.68	35.53	76.80	155.16	43.08	38.10	37.45	31.90	31.86	36.71	27.54	29.58	14.72
sp15	20.95	24.91	0.14	3.09	23.12	20.10	10.53	18.97	26.95	28.48	29.57	31.89	34.58	75.71	151.35	41.85	36.84	36.39	31.31	31.29	36.16	27.11	28.95	14.46
np15	22.02	25.81	0.07	3.20	24.27	21.07	10.92	19.77	27.11	29.36	25.35	23.13	23.62	64.98	22.30	24.30	22.04	22.49	22.59	22.76	25.31	26.08	30.25	15.03
pgae	22.69	26.65	0.14	3.34	24.98	21.66	11.36	20.54	28.76	30.92	26.85	24.86	25.83	67.83	27.69	26.41	23.79	24.09	24.00	24.09	26.82	27.37	31.37	15.58
sce	22.09	26.22	0.15	3.25	24.27	21.21	11.12	20.12	28.56	30.25	31.18	33.97	36.83	77.87	158.70	44.56	39.28	38.58	32.98	32.95	38.05	28.69	30.81	15.28
sdge	22.22	26.30	0.16	3.23	24.29	21.29	11.31	20.35	29.02	30.68	31.68	34.92	39.98	78.70	161.09	45.62	40.16	39.38	33.44	33.48	38.67	29.18	31.09	15.33
Forecast-Load	1.0	0.6	0.8	1.2	1.3	1.3	1.1	0.8	0.8	0.7	0.4	0.4	0.4	0.2	0.0	-0.1	-0.2	-0.2	-0.2	0.3	0.2	0.4	0.8	1.1
Load	21.85	21.05	20.19	19.57	19.78	21.14	23.27	25.50	27.09	28.58	29.99	30.91	31.42	32.15	32.75	33.00	32.89	32.15	31.07	30.50	31.32	29.76	26.86	23.90



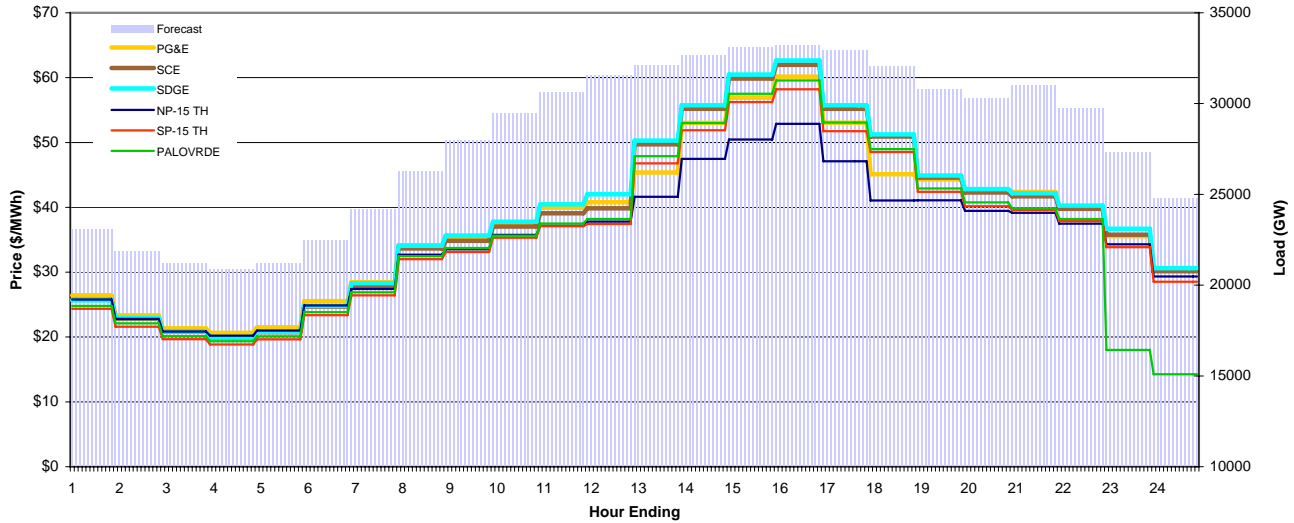
CAISO Daily Report

Delivery Day: 20090508

Price Color Codes: <=0 >=100 >=200

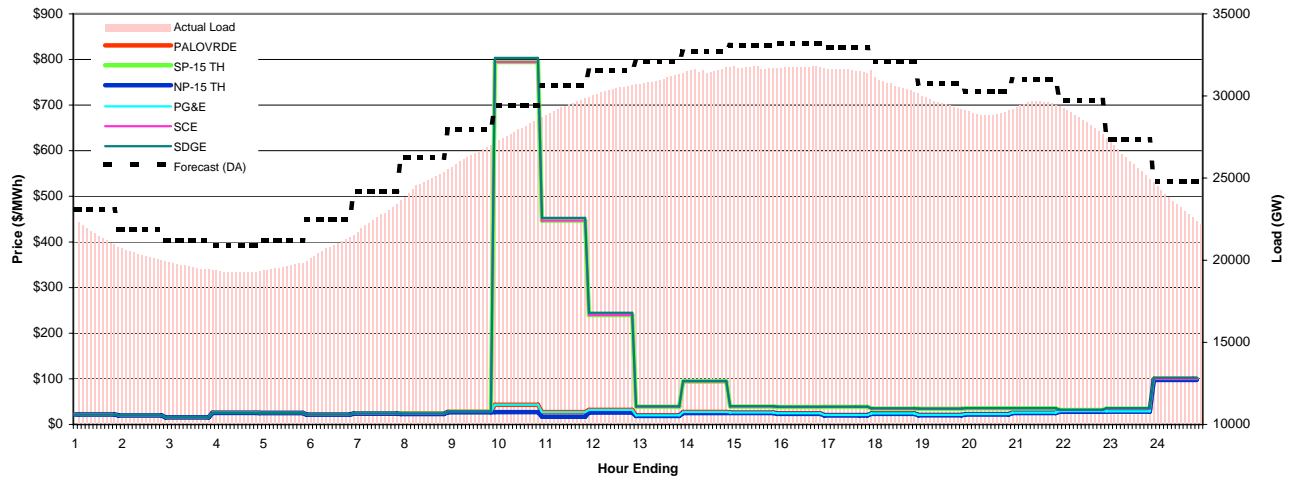
Day-Ahead Prices and Cleared Load

	HE1	HE2	HE3	HE4	HE5	HE6	HE7	HE8	HE9	HE10	HE11	HE12	HE13	HE14	HE15	HE16	HE17	HE18	HE19	HE20	HE21	HE22	HE23	HE24
PG&E	26.44	23.35	21.34	20.66	21.49	25.54	28.45	34.15	35.14	37.52	39.96	40.78	45.38	53.02	56.93	60.15	53.05	45.10	44.31	42.74	42.37	40.07	35.55	30.23
SCE	25.74	22.83	20.79	19.95	20.76	24.69	27.84	33.67	34.85	37.03	39.08	39.85	49.71	55.20	59.85	61.97	55.19	50.92	44.59	42.29	41.70	39.77	35.77	30.16
SDGE	25.66	22.96	20.84	19.99	20.81	24.80	28.30	34.07	35.66	37.78	40.46	42.02	50.28	55.75	60.48	62.65	55.73	51.24	44.91	42.81	42.18	40.27	36.68	30.61
NP-15 TH	25.79	22.80	20.85	20.20	21.00	24.86	27.41	32.71	33.54	35.75	37.17	37.79	41.61	47.46	50.47	52.88	47.11	41.06	41.08	39.45	39.17	37.48	34.31	29.34
SP-15 TH	24.34	21.60	19.66	18.86	19.64	23.37	26.44	32.00	33.11	35.31	37.09	37.44	46.79	51.89	56.23	58.20	51.75	48.53	42.40	40.18	39.60	37.88	33.86	28.52
PALOVPRDE	24.79	22.12	20.14	19.34	20.11	23.84	26.89	32.48	33.73	35.62	37.50	38.19	47.89	53.01	57.52	59.57	53.06	48.99	42.91	40.76	39.84	38.19	18.00	14.25
Forecast	23.1	21.9	21.2	20.9	21.2	22.5	24.2	26.3	28.0	29.4	30.6	31.6	32.1	32.7	33.1	33.2	32.9	32.1	30.8	30.3	31.0	29.8	27.3	24.8



Preliminary Real-Time Prices with Forecasted and Actual System Load

	HE1	HE2	HE3	HE4	HE5	HE6	HE7	HE8	HE9	HE10	HE11	HE12	HE13	HE14	HE15	HE16	HE17	HE18	HE19	HE20	HE21	HE22	HE23	HE24
Palovrde	21.03	19.18	15.15	24.50	24.17	20.73	23.04	22.54	26.32	776.96	436.53	234.38	37.91	91.58	37.93	36.99	37.31	33.80	33.23	34.22	33.88	30.44	28.17	11.04
sp15	20.76	18.85	14.86	24.00	23.70	20.30	22.72	22.07	25.68	767.88	430.88	228.40	36.56	89.06	36.64	35.73	36.08	32.64	32.29	33.48	33.36	29.85	32.94	94.35
np15	21.68	19.55	15.48	25.25	24.89	21.27	23.59	22.92	26.70	26.92	16.95	25.86	18.74	24.85	24.93	23.18	19.63	23.10	20.10	21.79	24.77	27.86	27.94	97.39
pgae	22.32	20.13	15.94	25.91	25.55	21.89	24.39	23.78	27.56	43.11	27.03	31.75	19.97	27.51	26.26	24.42	20.79	24.23	21.14	22.83	25.89	28.95	28.91	99.80
sce	21.82	19.84	15.67	25.32	24.98	21.49	23.95	23.42	27.27	794.47	446.68	239.93	38.90	93.99	39.11	38.17	38.41	34.85	34.29	35.38	35.34	31.73	34.80	99.71
sdge	21.76	19.92	15.70	25.33	25.06	21.59	24.21	23.68	27.78	803.57	452.98	244.91	39.78	95.43	39.97	38.85	39.04	35.46	34.69	35.87	35.84	32.18	35.71	102.24
Forecast-Load	1.6	1.7	1.6	1.6	1.5	1.5	1.4	1.3	1.4	1.3	1.1	1.1	1.0	1.1	1.4	1.4	1.4	1.5	1.3	1.3	1.5	1.5	1.6	1.7
Load	21.45	20.23	19.58	19.30	19.69	21.00	22.86	24.94	26.58	28.14	29.53	30.47	31.11	31.60	31.72	31.75	31.53	30.53	29.46	28.99	29.55	28.27	25.73	23.10



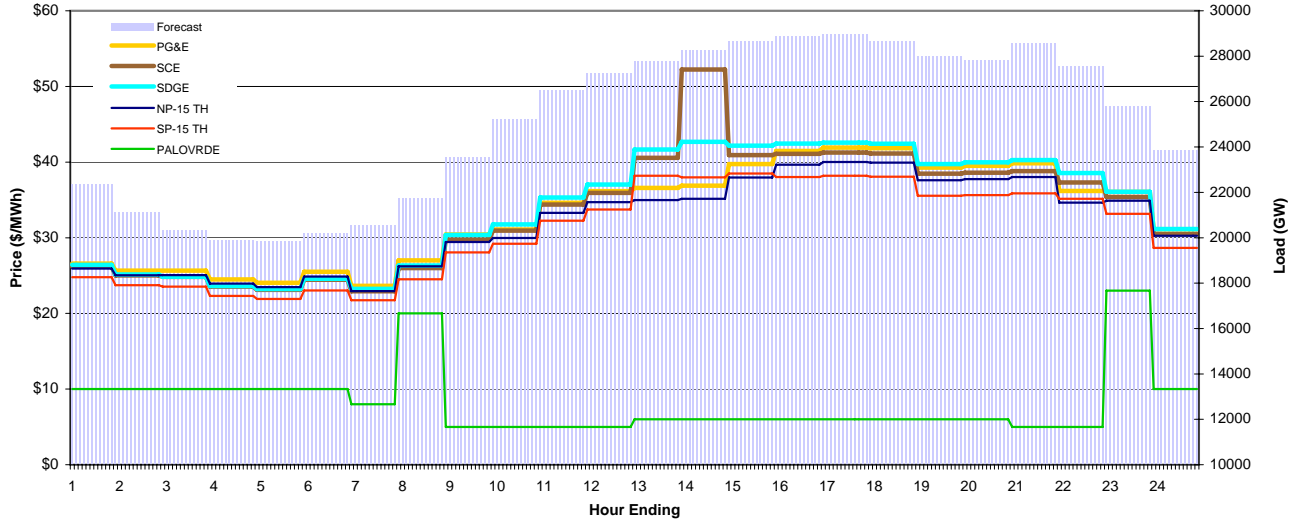
CAISO Daily Report

Delivery Day: 20090509

Price Color Codes: <=0 >=100 >=200

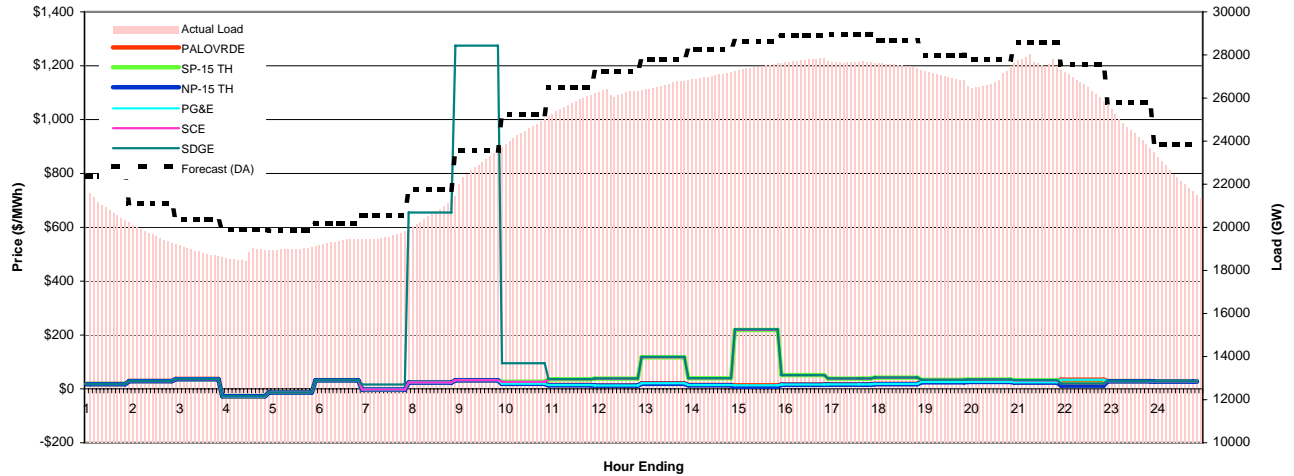
Day-Ahead Prices and Cleared Load

	HE1	HE2	HE3	HE4	HE5	HE6	HE7	HE8	HE9	HE10	HE11	HE12	HE13	HE14	HE15	HE16	HE17	HE18	HE19	HE20	HE21	HE22	HE23	HE24
PG&E	26.58	25.65	25.65	24.49	24.04	25.51	23.64	27.01	30.42	31.08	34.62	36.17	36.59	36.87	39.73	41.48	41.91	41.84	39.27	39.50	39.85	36.19	36.05	31.13
SCE	26.19	25.03	24.84	23.55	23.12	24.45	22.92	26.00	29.76	30.93	34.38	35.93	40.56	52.24	40.92	41.09	41.25	41.13	38.47	38.60	38.82	37.31	35.38	30.50
SDGE	26.40	25.15	24.86	23.61	23.21	24.58	23.24	26.34	30.37	31.77	35.31	37.03	41.66	42.68	42.17	42.45	42.58	42.42	39.74	39.98	40.27	38.56	36.08	31.16
NP-15 TH	25.92	25.05	25.05	23.93	23.47	24.88	22.94	26.23	29.45	29.97	33.29	34.70	34.99	35.15	37.97	39.65	40.00	39.93	37.61	37.76	38.03	34.65	34.90	30.26
SP-15 TH	24.79	23.72	23.53	22.30	21.90	23.03	21.74	24.50	28.07	29.21	32.25	33.73	38.19	37.99	38.49	38.03	38.19	38.06	35.55	35.64	35.86	35.15	33.17	28.66
PALOVPRDE	10.00	10.00	10.00	10.00	10.00	10.00	8.00	20.00	5.00	5.00	5.00	5.00	6.00	6.00	6.00	6.00	6.00	6.00	6.00	6.00	5.00	5.00	23.00	10.00
Forecast	22.4	21.1	20.3	19.9	19.8	20.2	20.6	21.7	23.6	25.2	26.5	27.2	27.8	28.3	28.6	28.9	29.0	28.7	28.0	27.8	28.6	27.6	25.8	23.8



Preliminary Real-Time Prices with Forecasted and Actual System Load

	HE1	HE2	HE3	HE4	HE5	HE6	HE7	HE8	HE9	HE10	HE11	HE12	HE13	HE14	HE15	HE16	HE17	HE18	HE19	HE20	HE21	HE22	HE23	HE24
Palovrde	17.17	27.76	34.79	26.24	-13.12	31.04	-2.15	22.90	30.90	25.12	35.11	37.31	114.67	38.49	214.88	50.11	37.68	41.03	32.42	33.49	30.77	18.17	27.67	26.72
sp15	16.90	27.31	34.04	-25.85	-12.61	30.15	-1.19	23.11	30.77	27.65	34.23	36.45	111.89	37.54	209.50	48.16	36.27	39.19	31.03	32.03	29.45	17.36	26.82	25.98
np15	17.67	28.63	36.06	-27.03	-13.23	31.77	-2.12	23.26	31.47	18.57	13.57	11.85	18.37	13.28	8.17	15.07	15.79	17.43	24.68	25.54	23.27	11.84	27.99	27.20
pgae	18.12	29.34	36.92	-27.54	-13.50	32.59	-2.13	23.97	32.50	19.51	14.46	12.82	21.13	14.34	13.34	16.42	16.87	18.59	25.72	26.65	24.43	34.21	28.88	27.96
sce	17.90	28.52	36.08	-27.15	-13.36	32.10	-2.15	23.72	32.04	26.13	36.05	38.29	117.10	39.51	218.70	51.07	38.48	41.79	33.33	34.40	31.74	18.82	28.76	27.68
sdge	18.17	29.17	36.23	-26.75	-13.23	32.26	16.30	655.00	1274.82	95.15	36.59	39.02	118.79	40.13	221.34	51.52	39.02	42.45	34.18	35.44	32.79	19.56	29.40	28.24
Forecast-Load	1.6	1.6	1.5	1.1	0.8	0.8	0.9	0.9	0.5	0.6	0.6	1.0	1.1	1.2	1.2	1.1	1.3	1.2	1.1	0.8	1.0	1.2	1.6	1.8
Load	20.76	19.55	18.80	18.75	19.01	19.37	19.64	20.85	23.09	24.63	25.86	26.26	26.65	27.07	27.49	27.75	27.65	27.46	26.90	26.96	27.61	26.35	24.24	22.08



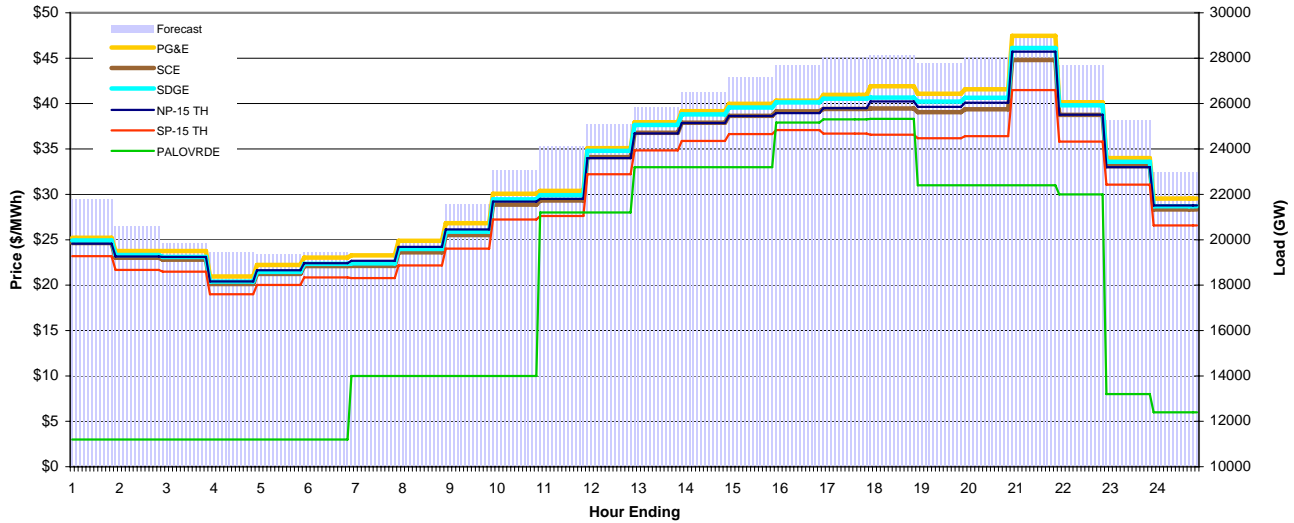
CAISO Daily Report

Delivery Day: 20090510

Price Color Codes: <=0 >=100 >=200

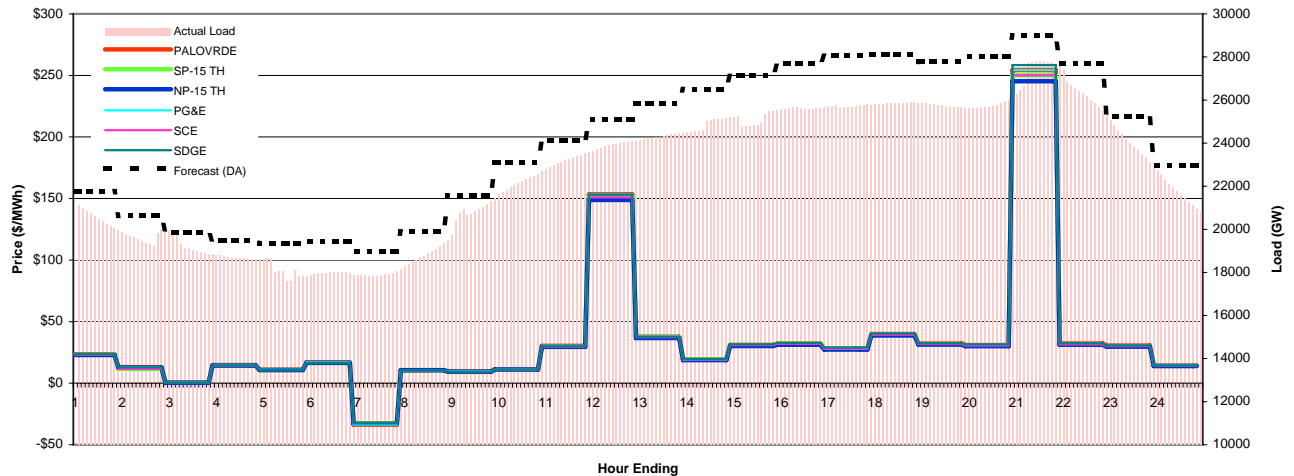
Day-Ahead Prices and Cleared Load

	HE1	HE2	HE3	HE4	HE5	HE6	HE7	HE8	HE9	HE10	HE11	HE12	HE13	HE14	HE15	HE16	HE17	HE18	HE19	HE20	HE21	HE22	HE23	HE24
PG&E	25.23	23.75	23.75	20.96	22.22	23.04	23.27	24.88	26.82	30.07	30.39	35.09	37.94	39.16	39.97	40.32	40.95	41.92	41.07	41.58	47.45	40.14	33.99	29.54
SCE	24.63	23.02	22.80	20.13	21.24	22.10	22.12	23.61	25.51	28.87	29.33	34.10	36.78	37.89	38.66	39.15	39.41	39.46	39.05	39.37	44.80	38.75	33.12	28.34
SDGE	24.92	23.32	23.11	20.38	21.47	22.34	22.41	23.99	25.89	29.46	29.90	34.79	37.65	38.81	39.57	40.13	40.54	40.65	40.22	40.65	46.13	39.82	33.59	28.69
NP-15 TH	24.58	23.15	23.11	20.40	21.65	22.42	22.68	24.21	26.13	29.20	29.51	33.99	36.72	37.86	38.63	38.95	39.50	40.24	39.64	40.09	45.72	38.77	32.99	28.79
SP-15 TH	23.20	21.68	21.48	18.99	20.02	20.86	20.78	22.17	24.01	27.24	27.61	32.22	34.84	35.69	36.64	37.09	36.69	36.58	36.18	36.42	41.49	35.80	31.08	26.58
PALOVNRDE	3.00	3.00	3.00	3.00	3.00	3.00	10.00	10.00	10.00	10.00	28.00	28.00	33.00	33.00	33.00	37.92	38.25	38.31	31.00	31.00	31.00	30.00	8.00	6.00
Forecast	21.8	20.6	19.9	19.5	19.3	19.4	19.0	19.9	21.6	23.1	24.1	25.1	25.8	26.5	27.2	27.7	28.0	28.1	27.8	28.0	29.0	27.7	25.2	23.0



Preliminary Real-Time Prices with Forecasted and Actual System Load

	HE1	HE2	HE3	HE4	HE5	HE6	HE7	HE8	HE9	HE10	HE11	HE12	HE13	HE14	HE15	HE16	HE17	HE18	HE19	HE20	HE21	HE22	HE23	HE24
Palovrde	22.40	12.34	0.36	13.83	10.32	15.85	-31.61	10.43	8.86	10.67	28.64	145.86	36.02	18.60	29.95	31.18	27.46	38.53	30.95	29.86	242.09	30.46	28.95	13.56
sp15	21.87	12.05	0.34	13.53	10.08	15.50	-30.54	10.26	8.59	10.36	27.87	142.67	35.37	18.26	29.36	30.19	26.11	36.60	29.47	28.42	232.29	29.16	28.14	13.21
np15	22.89	12.69	0.36	14.32	10.73	16.52	-32.92	10.52	9.37	11.06	29.49	148.86	36.66	18.76	30.21	31.29	27.30	38.79	31.29	30.11	245.24	31.27	29.69	13.96
pgae	23.50	13.01	0.37	14.68	10.99	16.92	-33.67	10.60	9.60	11.36	30.28	153.33	37.74	19.34	31.13	32.23	28.16	39.98	32.23	31.03	254.33	32.30	30.59	14.35
sce	23.22	11.54	0.37	14.31	10.67	16.39	-32.47	10.52	9.13	11.01	29.59	150.98	37.29	19.21	30.94	32.05	28.16	39.48	31.81	30.69	250.10	31.49	30.07	14.07
sdge	23.51	12.90	0.33	14.47	10.74	16.47	-32.64	10.55	9.22	11.23	29.93	153.12	37.73	19.63	31.58	32.71	28.97	40.40	32.45	31.64	258.40	32.43	30.75	14.40
Forecast-Load	1.3	1.0	0.8	0.8	1.4	1.5	1.0	0.9	0.6	0.8	0.8	1.2	1.5	1.6	2.0	2.1	2.3	2.3	2.1	2.2	1.5	1.7	1.5	1.5
Load	20.44	19.62	19.11	18.65	17.99	17.95	17.94	18.96	20.98	22.26	23.27	23.95	24.33	24.93	25.12	25.62	25.71	25.84	25.71	25.82	27.51	26.02	23.75	21.46



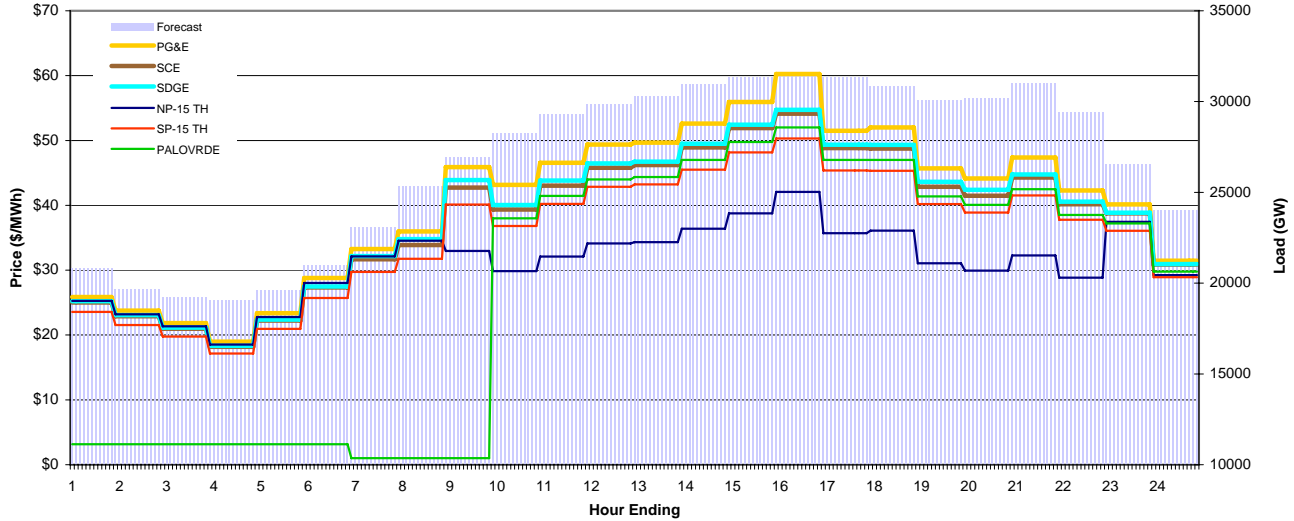
CAISO Daily Report

Delivery Day: 20090511

Price Color Codes: <=0 >=100 >=200

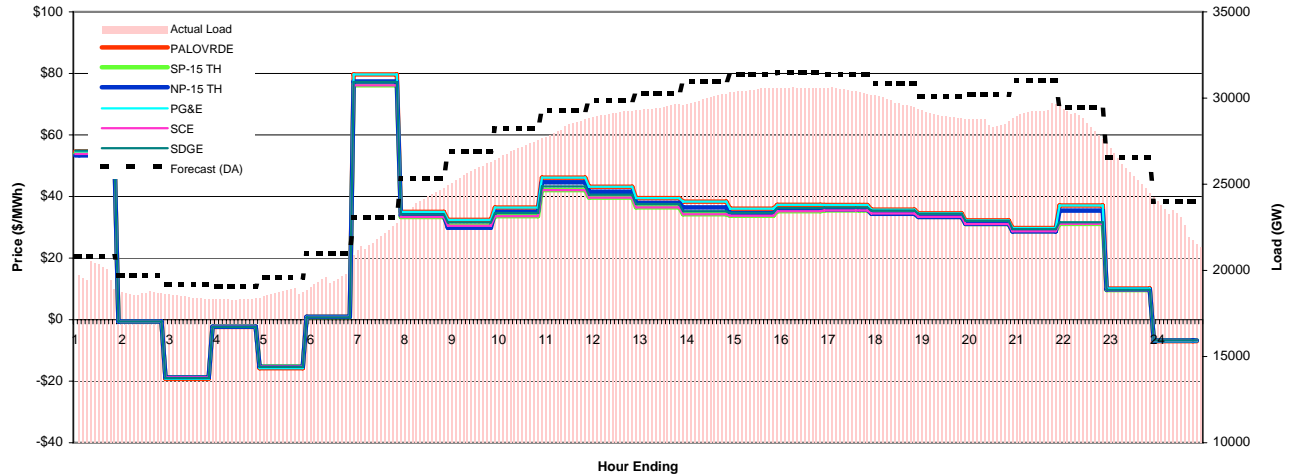
Day-Ahead Prices and Cleared Load

	HE1	HE2	HE3	HE4	HE5	HE6	HE7	HE8	HE9	HE10	HE11	HE12	HE13	HE14	HE15	HE16	HE17	HE18	HE19	HE20	HE21	HE22	HE23	HE24
PG&E	25.87	23.75	21.84	18.97	23.35	28.80	33.26	35.97	45.90	43.16	46.55	49.38	49.67	52.61	55.92	60.26	51.48	52.02	45.70	44.14	47.38	42.28	40.14	31.45
SCE	25.03	22.90	20.98	18.20	22.22	27.33	31.68	33.87	42.73	39.35	43.03	45.79	46.21	48.94	51.91	54.14	48.83	48.75	42.85	41.48	44.28	40.18	38.75	30.87
SDGE	25.21	23.06	21.14	18.33	22.39	27.49	32.19	34.79	43.89	40.05	43.82	46.47	46.73	49.49	52.44	54.72	49.36	49.31	43.64	42.40	44.75	40.57	38.87	30.94
NP-15 TH	25.26	23.19	21.33	18.52	22.77	28.04	32.12	34.55	32.96	29.86	32.11	34.11	34.33	36.40	38.76	42.07	35.70	36.09	31.06	29.94	32.27	28.85	37.45	29.24
SP-15 TH	23.55	21.55	19.76	17.16	20.94	25.72	29.74	31.74	40.12	36.80	40.22	42.86	43.23	45.50	48.17	50.31	45.38	45.32	40.20	38.89	41.52	37.79	36.08	28.91
PALOVNRDE	3.15	3.15	3.15	3.15	3.15	3.15	1.00	1.00	1.00	38.00	41.45	44.00	44.36	47.00	49.78	52.02	47.00	47.00	41.38	40.08	42.48	38.51	37.20	29.77
Forecast	20.8	19.7	19.2	19.1	19.6	21.0	23.1	25.3	26.9	28.2	29.3	29.9	30.3	30.9	31.3	31.5	31.3	30.8	30.1	30.2	31.0	29.4	26.5	24.0



Preliminary Real-Time Prices with Forecasted and Actual System Load

	HE1	HE2	HE3	HE4	HE5	HE6	HE7	HE8	HE9	HE10	HE11	HE12	HE13	HE14	HE15	HE16	HE17	HE18	HE19	HE20	HE21	HE22	HE23	HE24
Palovrde	52.14	-0.59	-18.17	-2.25	-14.74	0.88	74.00	32.39	23.69	32.44	40.75	38.32	35.41	33.24	32.78	34.25	34.55	33.71	32.65	30.32	27.83	30.10	9.27	-6.51
sp15	50.77	-0.58	-17.65	-2.18	-14.31	0.71	71.41	31.23	28.45	31.35	39.15	37.00	34.01	31.92	31.52	32.84	33.17	32.26	31.19	28.97	26.84	29.07	8.84	-6.34
np15	53.37	-0.62	-18.77	-2.32	-15.38	0.89	77.37	33.90	29.88	35.00	44.63	41.56	37.93	36.49	34.59	35.81	35.79	34.38	33.34	31.12	28.68	35.41	9.78	-6.77
pgae	54.65	-0.64	-19.23	-2.38	-15.76	0.91	79.66	34.99	32.39	36.44	46.17	43.16	39.48	38.32	36.05	37.30	37.23	35.73	34.57	32.28	29.78	37.09	10.12	-6.96
sce	53.82	-0.61	-18.72	-2.31	-15.20	0.86	76.13	33.34	30.50	33.64	42.10	39.67	36.49	34.24	33.77	35.22	35.51	34.51	33.41	31.05	28.73	31.12	9.60	-6.72
sdge	54.94	-0.62	-19.01	-2.34	-15.36	0.76	77.25	34.18	31.56	34.64	43.28	40.60	37.58	35.22	34.70	36.24	36.41	35.44	34.40	32.09	29.42	31.65	9.72	-6.75
Forecast-Load	1.1	1.0	0.8	0.8	0.8	1.2	1.0	1.0	1.0	1.0	0.9	0.7	0.8	0.9	0.9	0.9	1.0	1.2	1.2	1.6	1.7	1.1	1.2	1.4
Load	19.67	18.65	18.41	18.33	18.75	19.80	22.11	24.31	25.89	27.20	28.41	29.14	29.48	30.04	30.49	30.57	30.38	29.67	28.93	28.61	29.31	28.33	25.34	22.56



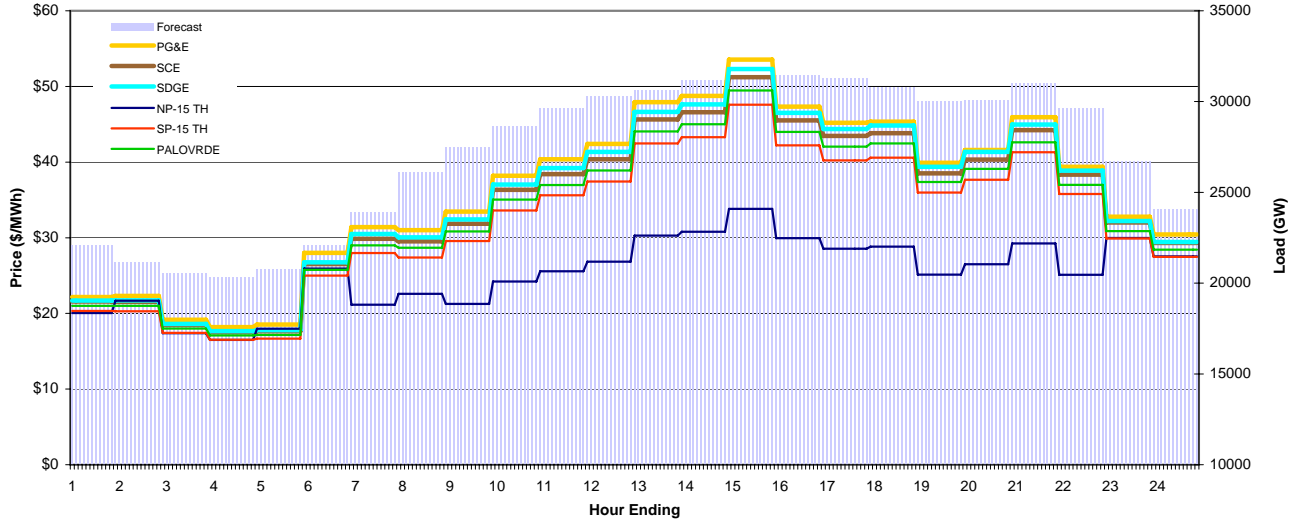
CAISO Daily Report

Delivery Day: 20090512

Price Color Codes: <=0 >=100 >=200

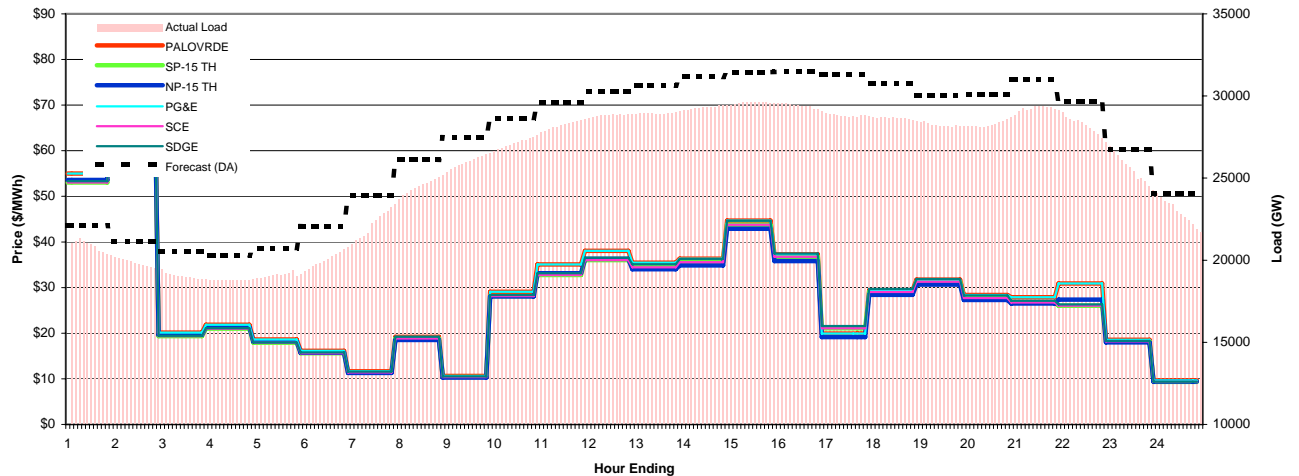
Day-Ahead Prices and Cleared Load

	HE1	HE2	HE3	HE4	HE5	HE6	HE7	HE8	HE9	HE10	HE11	HE12	HE13	HE14	HE15	HE16	HE17	HE18	HE19	HE20	HE21	HE22	HE23	HE24
PG&E	22.16	22.31	19.16	18.19	18.52	28.00	31.41	31.00	33.47	38.20	40.38	42.40	47.92	48.75	53.55	47.34	45.19	45.35	39.91	41.59	45.94	39.39	32.77	30.43
SCE	21.57	21.53	18.46	17.50	17.64	26.51	29.86	29.53	31.85	36.33	38.41	40.37	45.64	46.58	51.23	45.52	43.45	43.83	38.52	40.33	44.21	38.33	32.01	29.31
SDGE	21.70	21.73	18.61	17.65	17.79	26.75	30.50	30.06	32.42	37.02	39.22	41.34	46.63	47.62	52.30	46.50	44.36	44.84	39.37	41.35	44.97	38.87	32.21	29.44
NP-15 TH	20.05	21.68	17.39	16.50	17.98	25.93	21.15	22.59	21.26	24.22	25.56	26.84	30.28	30.80	33.83	29.94	28.55	28.82	25.12	26.49	29.25	25.11	29.97	27.53
SP-15 TH	20.32	20.29	17.42	16.52	16.66	25.00	27.98	27.39	29.57	33.61	35.61	37.44	42.47	43.29	47.58	42.21	40.22	40.59	35.98	37.67	41.31	35.78	29.91	27.48
PALOVRDE	21.00	21.00	18.00	17.08	17.16	25.76	29.00	28.69	30.83	35.05	36.98	38.88	44.06	45.00	49.47	44.00	42.04	42.47	37.37	39.11	42.62	37.00	30.88	28.43
Forecast	22.1	21.1	20.5	20.3	20.7	22.1	23.9	26.1	27.5	28.7	29.6	30.3	30.6	31.2	31.5	31.5	31.3	30.8	30.0	30.1	31.0	29.6	26.7	24.0



Preliminary Real-Time Prices with Forecasted and Actual System Load

	HE1	HE2	HE3	HE4	HE5	HE6	HE7	HE8	HE9	HE10	HE11	HE12	HE13	HE14	HE15	HE16	HE17	HE18	HE19	HE20	HE21	HE22	HE23	HE24
Palovrde	51.38	72.29	18.74	20.36	17.29	15.13	10.98	18.13	9.94	26.87	31.26	34.39	33.18	34.26	42.18	35.42	20.38	28.07	30.20	26.70	25.55	24.87	17.41	8.99
sp15	49.97	70.37	18.25	19.80	16.90	14.67	10.74	17.43	9.61	26.20	30.57	33.57	32.07	33.14	40.90	34.31	19.79	27.24	29.64	26.25	25.33	24.68	17.10	8.79
np15	53.59	75.38	19.64	21.33	18.19	15.70	11.30	18.53	10.27	28.04	33.14	36.30	34.03	34.88	42.90	35.80	19.16	28.40	30.65	27.29	26.50	27.36	18.00	9.39
pgae	55.01	77.26	20.12	21.85	18.63	16.12	11.65	19.18	10.63	29.07	35.08	38.04	35.47	36.32	44.67	37.27	19.92	29.42	31.73	28.37	27.90	30.89	18.56	9.64
sce	53.05	74.66	19.35	21.00	17.92	15.62	11.40	18.82	10.37	28.11	32.77	36.01	34.45	35.55	43.77	36.74	21.07	29.04	31.30	27.70	26.74	26.01	18.19	9.33
sdge	53.33	75.21	19.45	21.11	17.96	15.78	11.59	19.21	10.52	28.39	33.14	36.56	35.12	36.25	44.67	37.46	21.55	29.69	31.87	28.25	27.11	26.31	18.31	9.38
Forecast-Load	1.3	1.4	1.6	1.5	1.6	1.9	1.5	1.4	1.4	1.4	1.3	1.4	1.7	1.8	1.9	2.1	2.5	2.1	1.8	1.7	1.8	1.6	1.4	1.3
Load	20.80	19.77	18.98	18.80	19.13	20.19	22.45	24.67	26.11	27.24	28.30	28.85	28.97	29.33	29.58	29.34	28.79	28.63	28.22	28.36	29.24	28.01	25.31	22.71



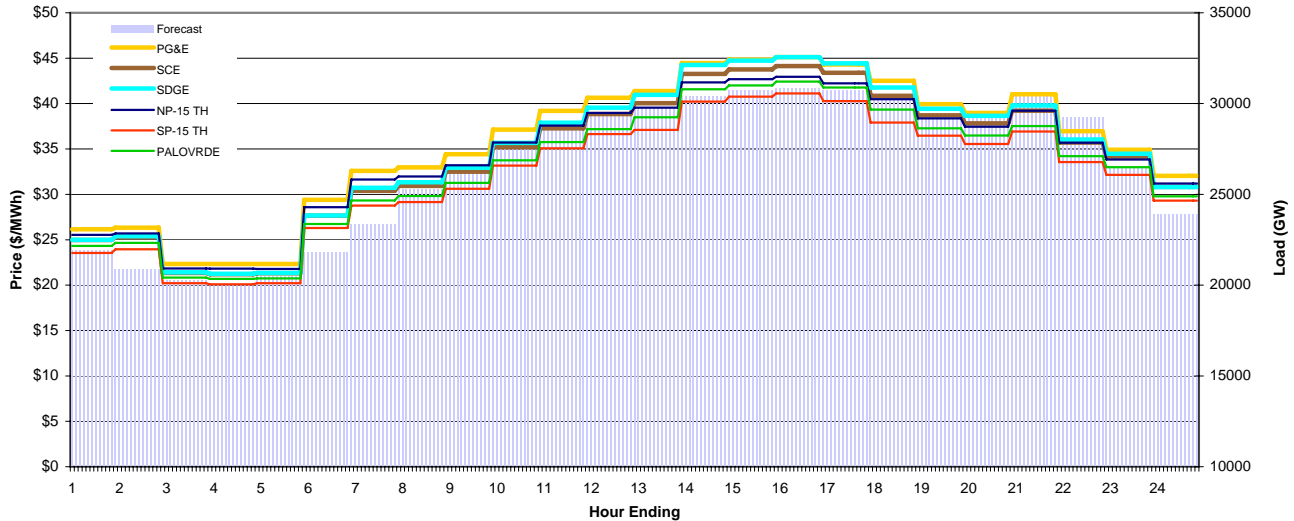
CAISO Daily Report

Delivery Day: 20090513

Price Color Codes: <=0 >=100 >=200

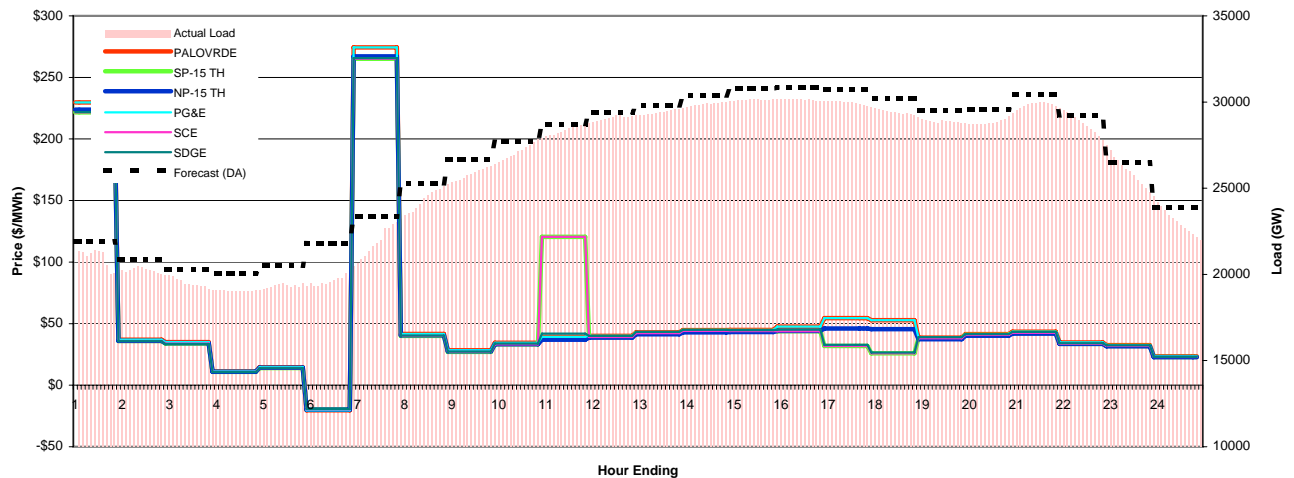
Day-Ahead Prices and Cleared Load

	HE1	HE2	HE3	HE4	HE5	HE6	HE7	HE8	HE9	HE10	HE11	HE12	HE13	HE14	HE15	HE16	HE17	HE18	HE19	HE20	HE21	HE22	HE23	HE24
PG&E	26.16	26.33	22.33	22.33	22.33	29.40	32.59	32.97	34.43	37.13	39.20	40.65	41.38	44.46	44.83	45.13	44.30	42.51	39.93	38.96	41.02	36.96	34.91	32.05
SCE	24.97	25.30	21.35	21.21	21.30	27.66	30.38	30.92	32.50	35.19	37.27	38.85	40.03	43.26	43.75	44.14	43.39	40.86	38.70	37.82	39.21	35.71	34.16	30.83
SDGE	24.99	25.40	21.41	21.25	21.34	27.67	30.72	31.34	32.94	35.66	37.90	39.54	40.96	44.26	44.72	45.13	44.42	41.77	39.42	38.65	39.80	36.05	34.48	30.82
NP-15 TH	25.54	25.70	21.83	21.82	21.78	28.60	31.63	31.97	33.21	35.71	37.57	38.96	39.56	42.33	42.69	42.95	42.22	40.48	38.38	37.45	39.21	35.69	33.83	31.19
SP-15 TH	23.55	23.96	20.21	20.09	20.21	26.29	28.76	29.15	30.61	33.17	35.07	36.63	37.11	40.22	40.76	41.12	40.28	37.92	36.46	35.56	36.91	33.55	32.14	29.30
PALOVPRDE	24.33	24.66	20.82	20.69	20.74	26.73	29.33	29.82	31.27	33.76	35.75	37.19	38.50	41.57	42.00	42.42	41.77	39.35	37.28	36.49	37.52	34.21	33.00	29.78
Forecast	21.9	20.9	20.3	20.1	20.5	21.8	23.4	25.3	26.7	27.7	28.7	29.4	29.8	30.4	30.8	30.9	30.7	30.2	29.5	29.6	30.4	29.2	26.5	23.9



Preliminary Real-Time Prices with Forecasted and Actual System Load

	HE1	HE2	HE3	HE4	HE5	HE6	HE7	HE8	HE9	HE10	HE11	HE12	HE13	HE14	HE15	HE16	HE17	HE18	HE19	HE20	HE21	HE22	HE23	HE24
Palovrde	214.22	34.69	32.61	10.47	13.43	-18.73	255.22	38.52	25.96	31.81	36.90	37.45	40.61	42.29	42.14	42.30	30.95	25.08	36.82	39.29	40.82	32.28	30.81	22.22
sp15	210.58	34.23	32.07	10.24	13.21	-18.57	251.06	37.75	25.26	31.01	42.54	36.41	39.35	41.03	40.94	40.49	29.45	23.93	35.41	38.25	39.87	31.53	29.91	21.63
np15	223.78	35.99	34.16	11.00	14.19	-19.90	267.08	40.53	27.55	33.37	36.92	38.59	41.33	42.90	43.17	44.09	46.09	45.58	37.40	40.19	41.85	33.63	31.55	22.74
pgae	229.64	36.91	35.03	11.27	14.55	-20.40	274.36	41.65	28.35	34.46	39.23	40.10	42.98	44.68	44.89	47.56	54.52	52.74	38.65	41.55	43.39	34.77	32.56	23.41
sce	221.64	35.94	33.78	10.81	13.91	-19.53	265.21	40.12	27.03	33.20	120.48	39.13	42.26	44.03	43.93	43.86	31.90	25.92	38.06	40.82	42.54	33.61	31.88	22.94
sdge	221.86	35.72	33.48	10.74	13.80	-19.32	265.70	40.34	27.36	33.78	41.83	40.05	43.34	45.01	44.79	45.12	32.77	26.61	38.98	41.54	43.36	34.05	32.35	23.08
Forecast-Load	1.1	0.7	0.9	1.0	1.2	2.0	1.2	0.8	0.7	0.4	0.3	0.3	0.3	0.5	0.6	0.8	0.8	0.9	0.7	0.6	0.6	0.8	0.9	1.1
Load	20.83	20.19	19.38	19.05	19.34	19.81	22.20	24.52	25.95	27.31	28.44	29.10	29.45	29.90	30.12	30.11	29.89	29.33	28.82	28.93	29.81	28.42	25.56	22.81



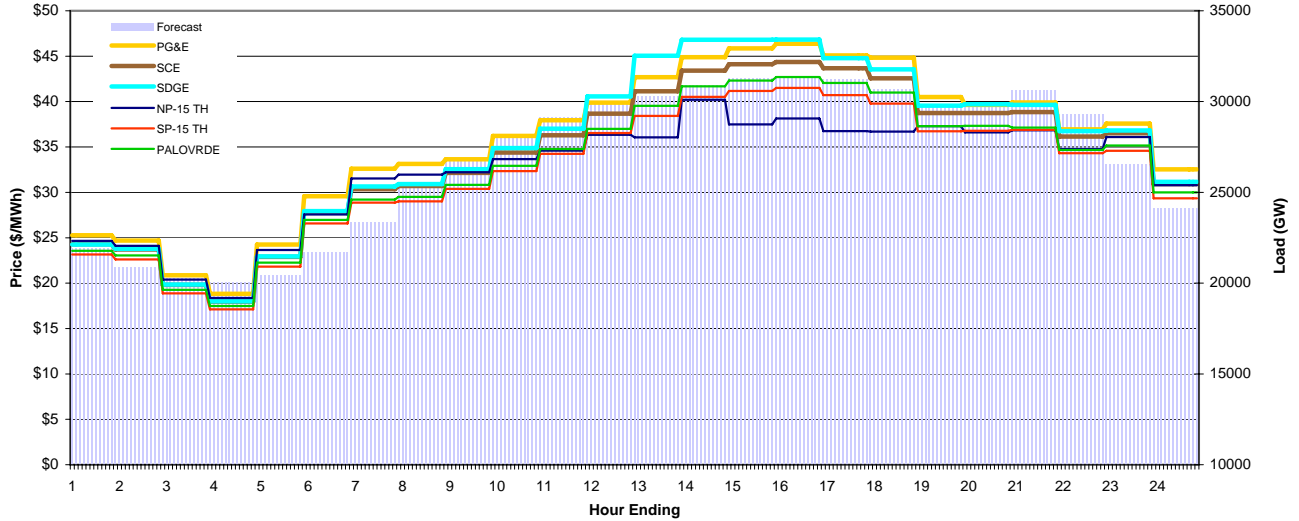
CAISO Daily Report

Delivery Day: 20090514

Price Color Codes: <=0 >=100 >=200

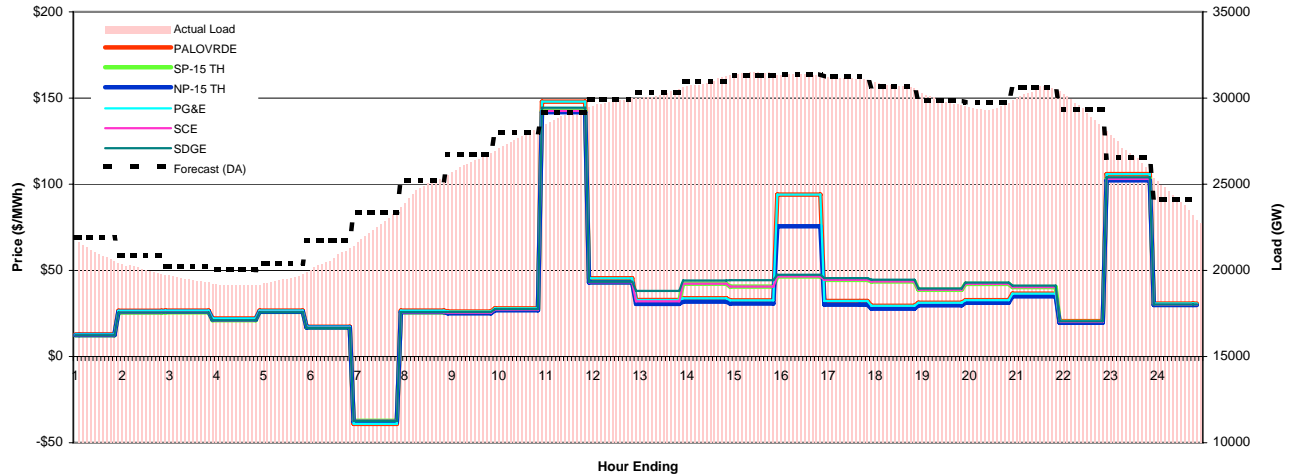
Day-Ahead Prices and Cleared Load

	HE1	HE2	HE3	HE4	HE5	HE6	HE7	HE8	HE9	HE10	HE11	HE12	HE13	HE14	HE15	HE16	HE17	HE18	HE19	HE20	HE21	HE22	HE23	HE24
PG&E	25.28	24.70	20.87	18.82	24.25	29.58	32.61	33.13	33.65	36.22	37.95	39.89	42.68	44.90	45.86	46.36	45.08	44.83	40.51	39.64	39.91	36.94	37.57	32.54
SCE	24.28	23.71	19.81	17.97	22.90	27.88	30.35	30.70	32.15	34.39	36.29	38.67	41.14	43.42	44.11	44.36	43.68	42.56	38.74	38.73	38.85	36.15	36.52	30.92
SDGE	24.25	23.78	19.85	17.99	22.94	27.93	30.64	30.91	32.54	34.87	37.01	40.56	45.04	46.81	46.80	46.83	44.79	43.55	39.55	39.70	39.64	36.74	36.82	31.17
NP-15 TH	24.66	24.11	20.39	18.37	23.65	27.57	31.54	31.95	32.22	33.67	34.60	36.33	36.06	40.21	37.49	38.13	36.75	36.70	37.30	36.60	36.84	34.78	36.10	30.78
SP-15 TH	23.16	22.61	18.88	17.12	21.82	26.59	28.87	29.00	30.38	32.34	34.24	36.54	38.41	40.53	41.16	41.50	40.71	39.77	36.74	36.79	36.89	34.31	34.59	29.34
PALOVDRDE	23.57	23.06	19.27	17.49	22.27	26.97	29.21	29.50	30.82	32.92	34.78	37.00	39.53	41.68	42.31	42.70	42.05	40.99	37.30	37.33	37.14	34.67	35.16	29.99
Forecast	21.9	20.9	20.3	20.0	20.4	21.7	23.3	25.2	26.7	28.0	29.1	29.9	30.3	30.9	31.3	31.4	31.2	30.7	29.9	29.7	30.6	29.3	26.5	24.1



Preliminary Real-Time Prices with Forecasted and Actual System Load

	HE1	HE2	HE3	HE4	HE5	HE6	HE7	HE8	HE9	HE10	HE11	HE12	HE13	HE14	HE15	HE16	HE17	HE18	HE19	HE20	HE21	HE22	HE23	HE24
Palovrde	11.99	24.74	24.84	20.49	25.03	16.10	-35.73	24.62	24.33	25.92	136.49	41.51	30.84	40.77	39.14	45.09	43.20	42.32	37.51	40.76	38.60	19.23	98.89	28.98
sp15	11.80	24.38	24.47	20.16	25.02	16.17	-35.55	24.32	23.97	25.45	134.72	41.30	30.22	39.65	38.22	43.91	41.99	41.15	36.74	40.27	38.34	19.07	97.70	28.40
np15	12.49	25.91	25.99	21.57	26.06	16.89	-37.93	25.85	25.13	26.89	141.80	43.01	30.54	31.85	30.72	75.60	30.07	27.84	29.75	31.26	34.91	19.65	102.27	29.91
pgae	12.81	26.57	26.64	22.11	26.73	17.33	-39.05	26.69	26.10	27.99	147.93	45.47	32.80	33.78	32.66	93.96	32.24	29.42	31.19	32.75	36.51	20.54	105.85	30.81
sce	12.37	25.54	25.63	21.13	25.91	16.76	-37.25	25.68	25.40	27.11	142.54	43.13	32.10	42.25	40.62	46.46	44.47	43.54	38.74	42.19	40.29	20.09	103.04	29.99
sdge	12.42	25.53	25.55	21.06	25.73	16.68	-37.35	25.89	25.81	27.55	144.41	43.43	38.13	44.13	44.29	47.52	45.53	44.56	39.49	42.93	41.18	20.46	104.02	30.21
Forecast-Load	1.0	0.9	0.9	0.9	0.9	0.9	0.5	0.2	0.3	0.2	0.1	0.1	0.0	-0.1	-0.1	0.0	0.2	0.0	0.1	0.2	0.2	0.3	0.1	0.3
Load	20.92	19.98	19.40	19.13	19.56	20.82	22.81	25.00	26.43	27.83	29.07	29.83	30.29	31.00	31.42	31.35	31.09	30.63	29.76	29.51	30.43	29.01	26.45	23.78



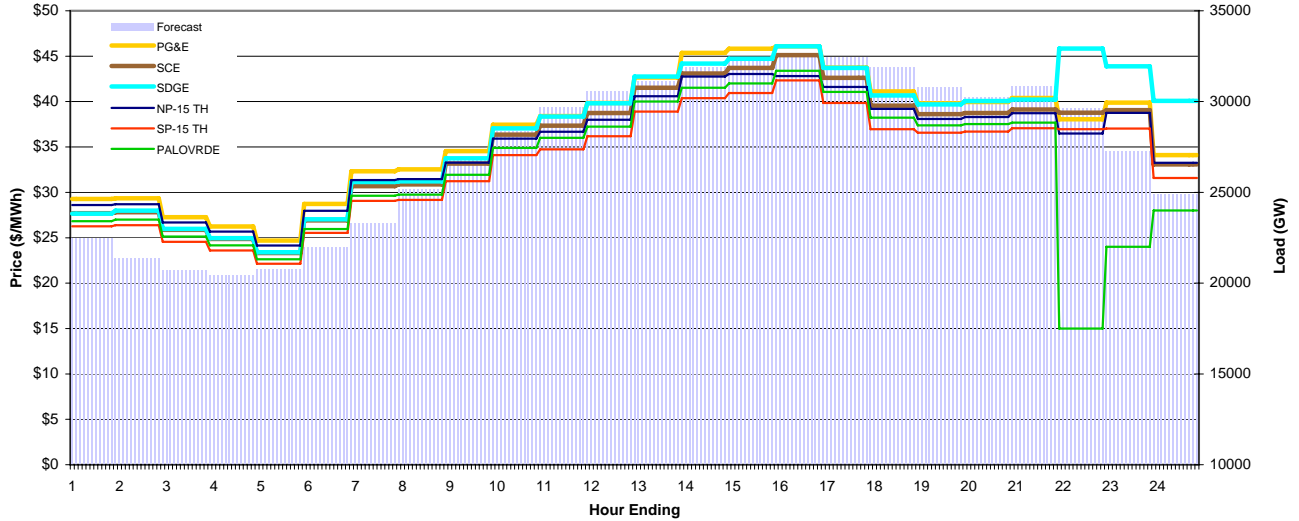
CAISO Daily Report

Delivery Day: 20090515

Price Color Codes: <=0 >=100 >=200

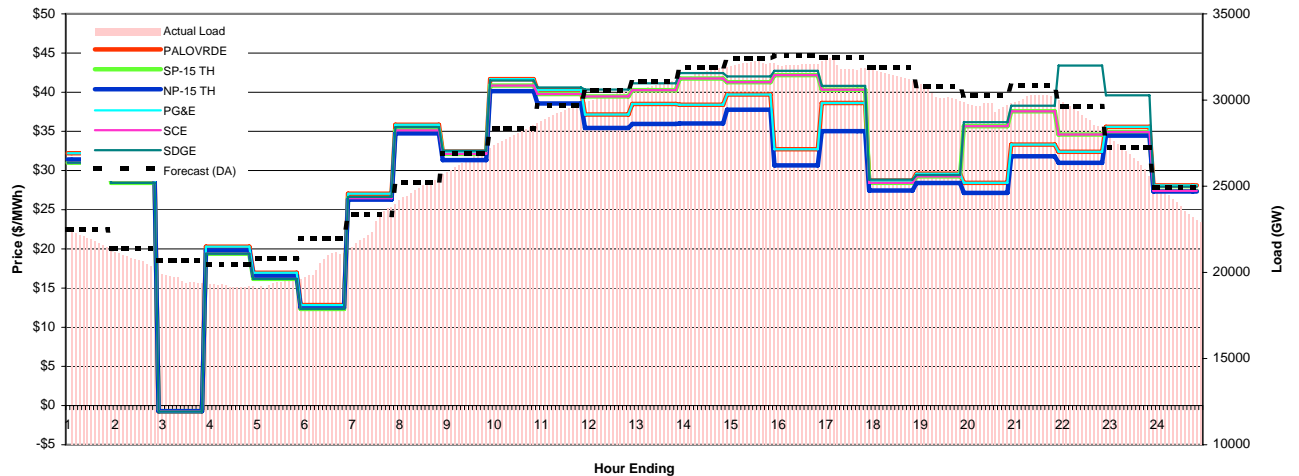
Day-Ahead Prices and Cleared Load

	HE1	HE2	HE3	HE4	HE5	HE6	HE7	HE8	HE9	HE10	HE11	HE12	HE13	HE14	HE15	HE16	HE17	HE18	HE19	HE20	HE21	HE22	HE23	HE24
PG&E	29.27	29.35	27.27	26.24	24.70	28.73	32.32	32.54	34.54	37.44	38.41	39.85	42.65	45.37	45.82	46.09	43.75	41.11	39.82	39.95	40.39	38.05	39.88	34.10
SCE	27.71	27.81	25.87	24.87	23.31	26.92	30.68	30.87	33.17	36.37	37.35	38.74	41.52	43.09	43.70	45.11	42.62	39.55	38.61	38.74	39.13	38.77	39.05	33.09
SDGE	27.65	27.99	25.98	24.96	23.41	27.04	31.14	31.22	33.75	37.04	38.36	39.82	42.75	44.19	44.72	46.09	43.70	40.68	39.69	40.06	40.23	45.84	43.89	40.08
NP-15 TH	28.60	28.68	26.68	25.67	24.14	27.98	31.35	31.47	33.27	35.92	36.68	38.00	40.58	42.75	43.04	42.82	41.61	39.19	38.09	38.29	38.72	36.48	38.75	33.25
SP-15 TH	26.27	26.38	24.54	23.60	22.13	25.53	29.06	29.16	31.24	34.11	34.74	36.18	38.90	40.39	40.95	42.33	39.85	36.96	36.57	36.69	37.06	36.96	37.03	31.58
PALOVRDE	26.83	27.00	25.13	24.16	22.63	25.96	29.62	29.74	31.93	34.89	36.00	37.25	40.00	41.52	42.00	43.39	41.07	38.22	37.39	37.53	37.68	15.00	24.00	28.00
Forecast	22.5	21.4	20.7	20.5	20.8	22.0	23.3	25.2	26.9	28.4	29.7	30.6	31.1	31.9	32.4	32.6	32.5	31.9	30.8	30.3	30.8	29.6	27.3	24.9



Preliminary Real-Time Prices with Forecasted and Actual System Load

	HE1	HE2	HE3	HE4	HE5	HE6	HE7	HE8	HE9	HE10	HE11	HE12	HE13	HE14	HE15	HE16	HE17	HE18	HE19	HE20	HE21	HE22	HE23	HE24
Palovrde	29.95	27.59	-0.70	18.80	15.71	11.89	25.49	33.85	30.88	39.21	38.15	37.85	38.74	40.13	39.67	40.72	38.92	27.33	28.08	34.44	36.11	33.41	33.79	26.57
sp15	29.37	26.97	-0.68	18.39	15.37	11.72	25.19	33.29	30.41	38.66	37.39	37.03	37.80	39.29	38.87	39.98	38.16	26.74	27.67	34.08	35.76	33.28	33.26	26.05
np15	31.42	29.11	-0.71	19.82	16.55	12.53	26.30	34.74	31.34	40.14	38.57	35.43	35.96	36.02	37.76	30.65	35.03	27.46	28.41	27.14	31.83	30.98	34.45	27.33
pgae	32.21	29.79	-0.72	20.28	16.95	12.84	27.04	35.85	32.42	41.66	40.27	37.16	38.50	38.39	39.71	32.72	38.62	28.73	29.60	28.43	33.31	32.39	35.58	28.10
sce	31.01	28.44	-0.72	19.38	16.19	12.34	26.47	35.14	32.13	40.85	39.76	39.46	40.26	41.74	41.28	42.17	40.33	28.43	29.25	35.65	37.56	34.61	34.93	27.42
sdge	31.01	28.44	-0.74	19.39	16.17	12.34	26.64	35.54	32.54	41.50	40.61	40.35	41.14	42.45	42.02	42.72	40.81	28.85	29.44	36.17	38.28	43.39	39.61	27.95
Forecast-Load	0.7	0.8	1.2	1.3	1.4	1.2	0.4	0.1	0.2	0.2	0.3	0.2	0.2	0.2	0.3	0.5	0.6	0.5	0.6	0.6	0.7	0.8	0.8	1.2
Load	21.83	20.58	19.51	19.19	19.41	20.76	22.96	25.06	26.65	28.13	29.43	30.32	30.93	31.68	32.12	32.09	31.90	31.33	30.17	29.67	30.14	28.87	26.43	23.73



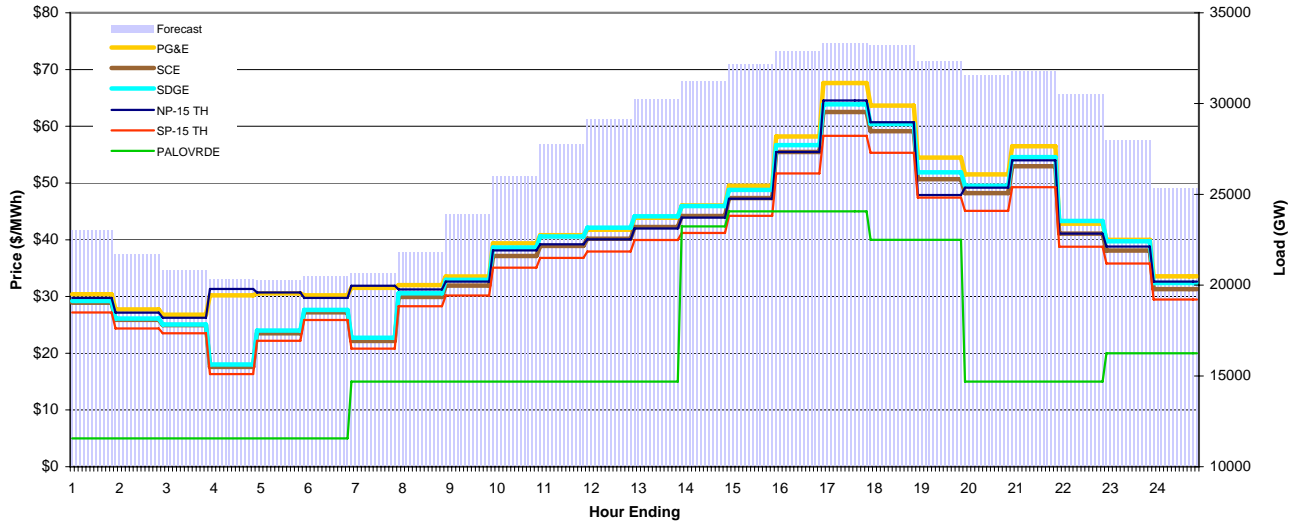
CAISO Daily Report

Delivery Day: 20090516

Price Color Codes: <=0 >=100 >=200

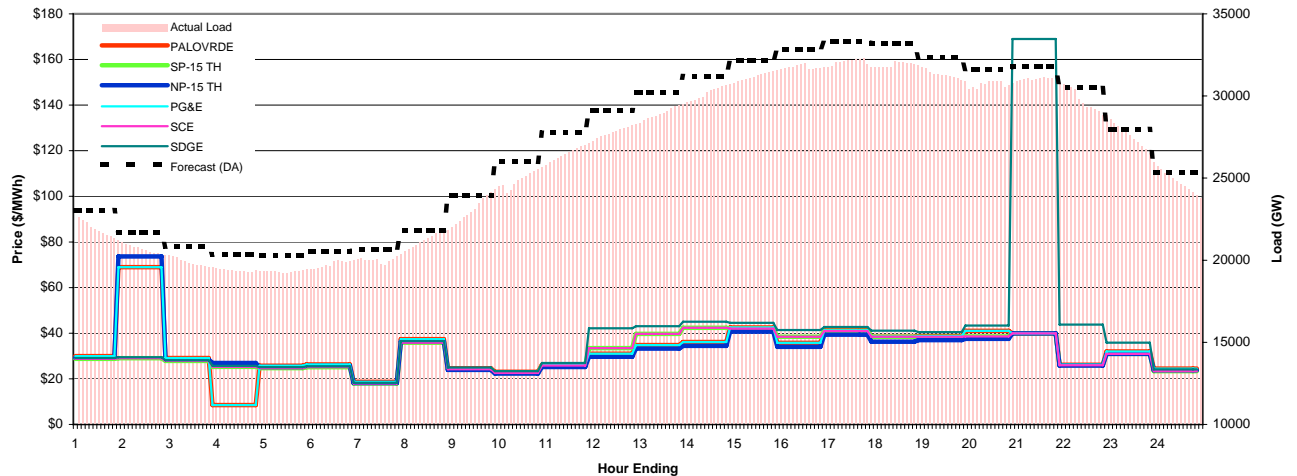
Day-Ahead Prices and Cleared Load

	HE1	HE2	HE3	HE4	HE5	HE6	HE7	HE8	HE9	HE10	HE11	HE12	HE13	HE14	HE15	HE16	HE17	HE18	HE19	HE20	HE21	HE22	HE23	HE24
PG&E	30.41	27.72	26.79	30.20	30.54	30.21	31.52	32.02	33.54	39.38	40.79	41.76	43.89	46.04	49.51	58.19	67.61	63.65	54.47	51.51	56.48	42.85	40.00	33.55
SCE	28.91	25.89	24.97	17.60	23.53	22.22	22.16	29.93	31.91	37.14	38.92	40.19	42.25	44.18	47.36	55.48	62.51	59.14	50.68	48.23	52.96	41.07	38.09	31.31
SDGE	29.23	26.13	25.08	18.02	23.99	27.64	22.73	30.57	32.93	38.64	40.59	42.13	44.14	45.95	48.77	56.68	63.88	60.40	51.89	49.51	54.56	43.32	39.72	32.37
NP-15 TH	29.76	27.17	26.27	31.32	30.71	29.74	31.90	31.25	32.61	38.13	39.20	40.08	41.99	43.90	47.25	55.48	64.54	60.72	47.90	49.17	54.01	41.09	38.81	32.64
SP-15 TH	27.18	24.36	23.53	16.33	22.18	25.85	20.81	28.28	30.17	35.09	36.80	37.94	39.97	41.20	44.21	51.70	58.31	55.33	47.42	45.08	49.26	38.77	35.80	29.45
PALOVORDE	5.00	5.00	5.00	5.00	5.00	5.00	15.00	15.00	15.00	15.00	15.00	15.00	15.00	42.35	45.00	45.00	45.00	40.00	40.00	15.00	15.00	15.00	20.00	20.00
Forecast	23.0	21.7	20.8	20.3	20.3	20.5	20.7	21.8	23.9	26.0	27.8	29.1	30.2	31.2	32.2	32.9	33.3	33.2	32.4	31.6	31.8	30.5	28.0	25.3



Preliminary Real-Time Prices with Forecasted and Actual System Load

	HE1	HE2	HE3	HE4	HE5	HE6	HE7	HE8	HE9	HE10	HE11	HE12	HE13	HE14	HE15	HE16	HE17	HE18	HE19	HE20	HE21	HE22	HE23	HE24
Palovrde	27.82	27.74	27.06	24.37	23.87	24.23	17.31	34.64	23.21	21.63	24.72	31.99	38.08	40.75	40.29	36.84	39.24	36.84	36.89	37.77	39.91	25.64	29.70	22.42
sp15	27.15	26.63	26.35	23.88	23.39	23.73	16.98	33.90	22.87	21.36	24.43	32.01	37.73	39.92	39.48	36.24	38.53	36.24	36.24	37.62	46.30	26.34	29.17	21.93
np15	29.24	73.63	28.51	26.95	25.16	25.74	18.15	36.43	23.93	22.33	25.18	29.68	33.23	34.46	40.65	34.05	39.38	36.27	36.97	37.52	39.91	25.84	30.95	23.79
pgae	29.93	68.97	29.12	8.50	25.74	26.34	18.65	37.38	24.65	23.07	26.16	31.01	34.79	36.13	42.52	35.75	41.24	38.42	38.74	41.07	39.91	26.14	31.96	24.46
sce	28.73	29.05	27.86	25.25	24.71	25.08	17.92	35.82	24.21	22.57	25.85	33.48	39.70	42.40	42.03	38.46	40.97	38.45	38.42	38.58	39.91	25.93	30.94	23.37
sdge	29.11	29.48	28.13	25.70	25.14	25.48	18.21	36.53	24.97	23.37	26.95	42.14	43.05	45.02	44.51	41.40	42.69	41.11	40.50	43.37	168.96	43.75	35.84	24.12
Forecast-Load	1.3	1.1	1.0	1.0	0.9	0.7	0.6	0.4	0.6	1.0	1.1	1.2	1.2	0.9	0.9	1.1	1.2	1.3	1.2	0.8	0.8	1.0	0.8	0.7
Load	21.78	20.59	19.81	19.37	19.33	19.81	20.07	21.39	23.35	25.03	26.63	27.91	29.07	30.29	31.27	31.76	32.06	31.91	31.18	30.75	31.00	29.51	27.19	24.57



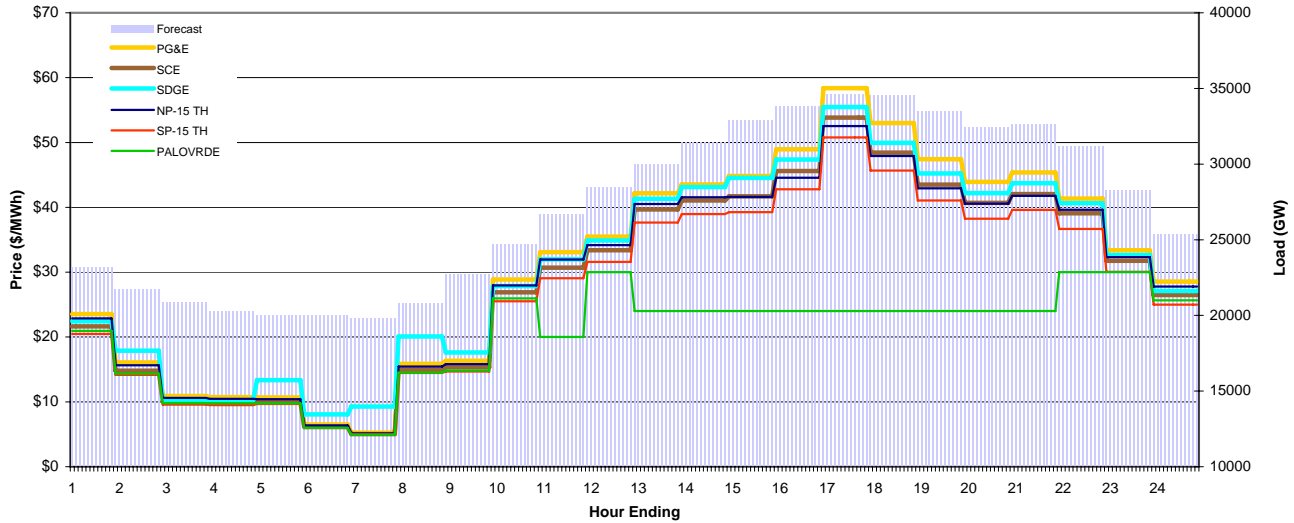
CAISO Daily Report

Delivery Day: 20090517

Price Color Codes: <=0 >=100 >=200

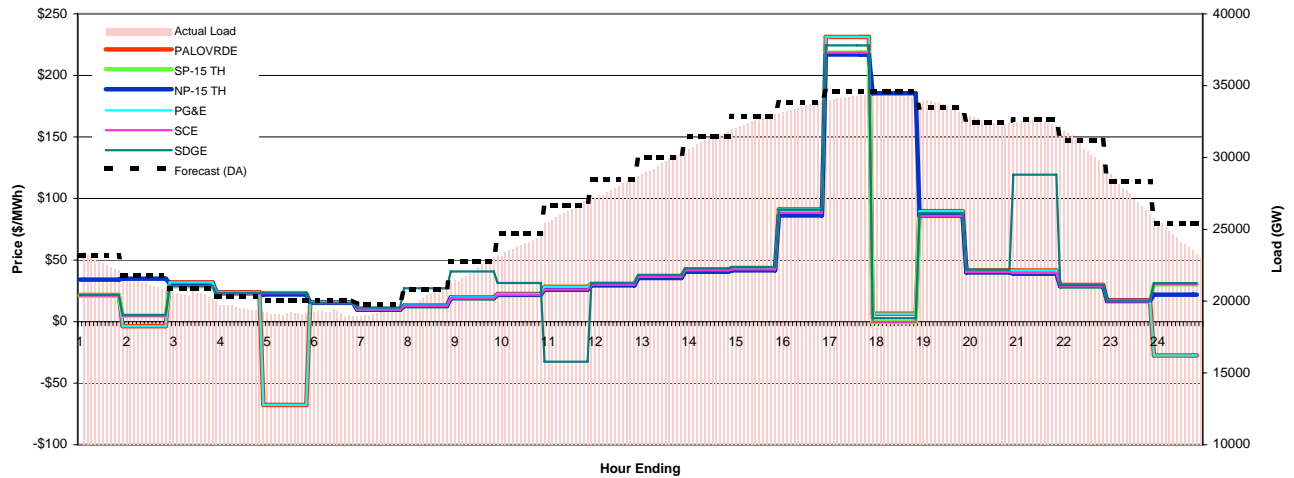
Day-Ahead Prices and Cleared Load

	HE1	HE2	HE3	HE4	HE5	HE6	HE7	HE8	HE9	HE10	HE11	HE12	HE13	HE14	HE15	HE16	HE17	HE18	HE19	HE20	HE21	HE22	HE23	HE24
PG&E	23.54	16.09	10.90	10.73	10.68	6.52	5.26	15.86	16.32	28.88	33.08	35.48	42.18	43.52	44.83	48.94	58.39	53.01	47.42	43.92	45.39	41.36	33.38	28.55
SCE	21.64	14.81	10.08	10.01	10.02	6.16	5.03	14.94	15.33	26.89	30.69	33.38	39.67	41.05	41.71	45.59	53.84	48.42	43.51	40.68	42.06	39.09	31.76	26.48
SDGE	22.42	17.89	10.35	10.25	13.34	8.06	9.27	20.08	17.62	27.86	31.99	34.88	41.30	43.13	44.55	47.37	55.48	49.93	45.22	42.20	43.72	40.63	32.64	27.08
NP-15 TH	22.88	15.65	10.62	10.46	10.40	6.37	5.12	15.43	15.83	27.96	31.96	34.17	40.51	41.55	41.61	44.56	52.54	47.92	42.92	40.57	41.77	39.63	32.33	27.78
SP-15 TH	20.48	14.15	9.56	9.51	9.68	5.95	4.98	14.46	14.67	25.52	29.07	31.59	37.66	38.97	39.25	42.79	50.77	45.66	41.05	38.25	39.60	36.66	30.05	25.00
PALOVPRDE	20.96	14.35	9.79	9.76	9.76	6.00	4.92	14.50	14.84	25.94	20.00	30.00	24.00	24.00	24.00	24.00	24.00	24.00	24.00	24.00	24.00	30.00	30.00	25.67
Forecast	23.2	21.7	20.9	20.3	20.0	20.0	19.8	20.8	22.7	24.7	26.7	28.4	30.0	31.4	32.9	33.8	34.6	34.6	33.5	32.5	32.7	31.2	28.3	25.4



Preliminary Real-Time Prices with Forecasted and Actual System Load

	HE1	HE2	HE3	HE4	HE5	HE6	HE7	HE8	HE9	HE10	HE11	HE12	HE13	HE14	HE15	HE16	HE17	HE18	HE19	HE20	HE21	HE22	HE23	HE24
Palovrde	20.13	4.30	27.60	21.96	22.43	14.67	9.50	12.11	18.09	20.66	23.19	28.63	34.73	39.57	40.44	84.42	209.88	174.03	82.03	38.63	36.67	27.27	15.80	29.39
sp15	19.54	3.93	26.72	21.27	21.74	14.23	9.40	12.69	19.03	21.10	44.55	28.85	35.10	40.18	40.53	84.24	208.47	172.71	81.83	38.16	50.59	26.90	15.49	28.44
np15	34.08	34.93	31.31	23.19	22.08	15.36	9.67	12.69	19.01	21.76	25.97	29.46	35.47	40.47	41.65	86.24	216.97	185.48	86.19	40.04	38.90	28.77	16.87	21.97
pgae	21.66	-3.73	31.90	23.81	-67.69	15.75	9.94	13.07	19.64	22.48	28.22	30.61	36.90	42.17	43.45	91.23	231.32	6.46	89.80	41.68	41.52	29.87	17.40	-27.45
sce	21.11	4.90	28.63	22.75	23.27	15.13	9.80	12.62	18.92	21.59	26.07	30.05	36.53	41.71	42.49	88.34	218.53	-0.37	85.88	40.32	39.59	28.56	16.49	30.35
sdge	21.84	5.29	29.12	23.18	23.65	15.33	11.56	27.15	40.75	31.41	-32.59	31.42	38.07	43.22	44.40	90.91	224.37	2.80	88.22	42.25	119.42	29.71	17.15	31.21
Forecast-Load	0.6	0.7	0.5	0.8	0.9	0.9	0.5	0.3	0.4	0.5	0.1	0.4	0.2	0.0	0.2	0.2	0.4	0.4	0.0	0.0	0.2	0.9	1.3	1.3
Load	22.56	21.08	20.35	19.45	19.12	19.14	19.32	20.55	22.38	24.22	26.52	28.07	29.78	31.44	32.68	33.64	34.25	34.17	33.45	32.47	32.43	30.33	26.99	24.06



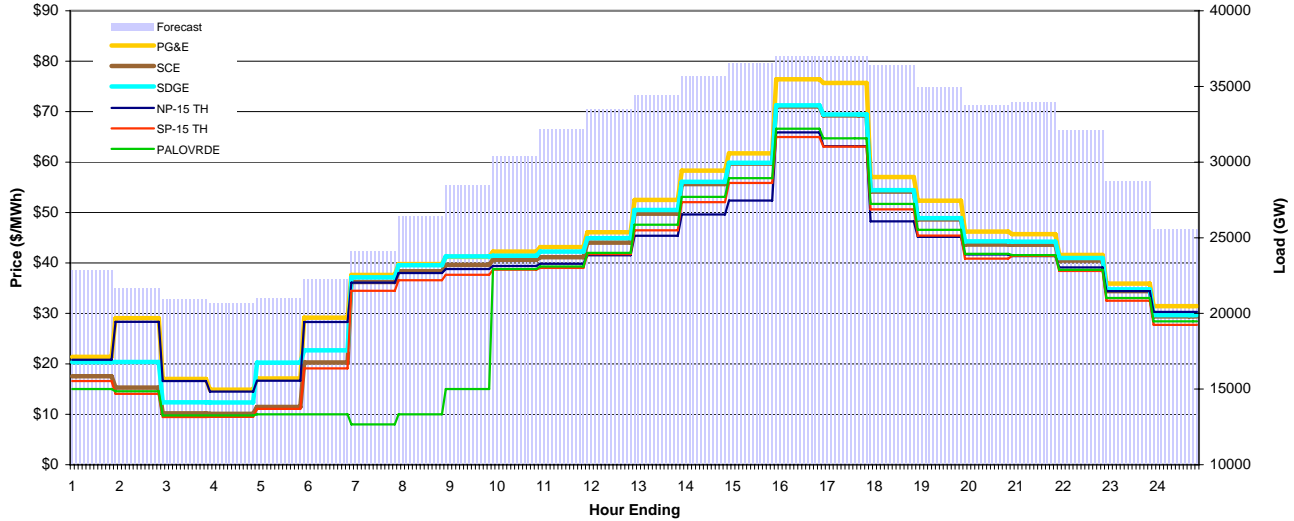
CAISO Daily Report

Delivery Day: 20090518

Price Color Codes: <=0 >=100 >=200

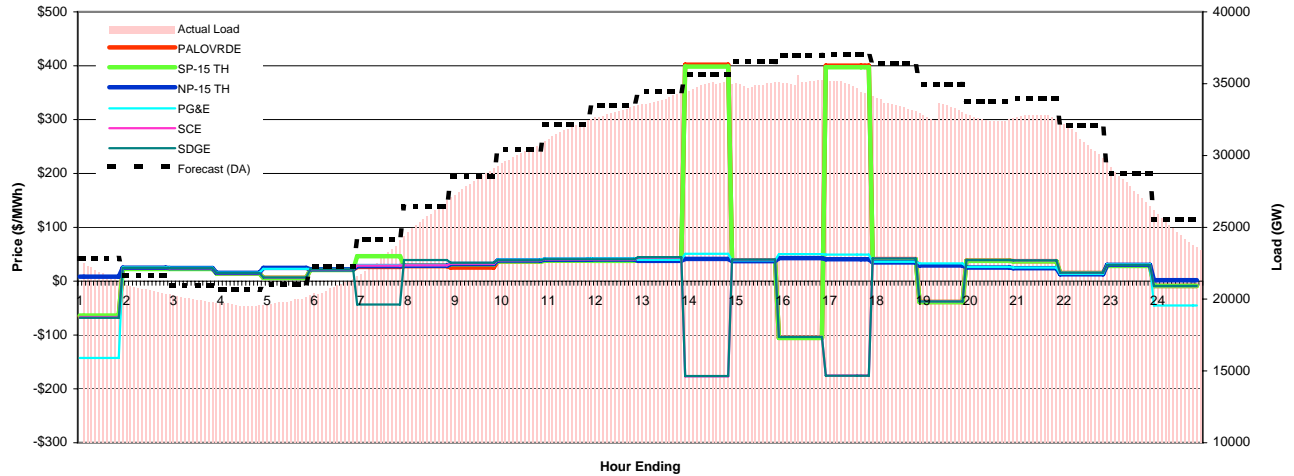
Day-Ahead Prices and Cleared Load

	HE1	HE2	HE3	HE4	HE5	HE6	HE7	HE8	HE9	HE10	HE11	HE12	HE13	HE14	HE15	HE16	HE17	HE18	HE19	HE20	HE21	HE22	HE23	HE24
PG&E	21.38	29.07	17.02	14.89	17.10	29.15	37.62	39.77	41.21	42.25	43.15	46.09	52.50	58.32	61.74	76.43	75.69	57.05	52.34	46.22	45.70	41.58	35.90	31.44
SCE	17.54	15.28	10.18	10.10	11.45	20.28	36.24	38.34	39.63	40.62	41.13	44.02	49.76	55.64	59.70	71.02	69.27	54.14	48.62	43.65	43.63	40.48	34.43	29.42
SDGE	20.33	20.37	12.37	12.36	20.23	22.67	37.14	39.56	41.30	41.42	42.25	44.93	50.50	56.10	59.88	71.24	69.44	54.43	48.88	44.28	44.23	40.99	34.76	29.67
NP-15 TH	20.80	28.32	16.58	14.51	16.65	28.31	36.12	37.99	38.81	39.40	39.86	41.53	45.40	49.61	52.37	65.89	63.16	48.26	45.19	41.70	41.36	39.13	34.43	30.29
SP-15 TH	16.59	14.05	9.44	9.48	11.06	19.10	34.48	36.58	37.66	38.67	39.01	41.74	46.48	52.06	55.86	64.98	63.07	50.63	45.41	40.86	41.41	38.41	32.53	27.74
PALOVNRDE	15.00	14.55	9.76	9.76	10.00	10.00	8.00	10.00	15.00	38.81	39.32	42.01	47.59	53.10	56.81	66.62	64.71	51.71	46.56	41.80	41.55	38.63	33.05	28.44
Forecast	22.9	21.7	20.9	20.7	21.0	22.2	24.1	26.4	28.5	30.4	32.2	33.5	34.4	35.7	36.5	37.0	37.0	36.4	35.0	33.8	33.9	32.1	28.7	25.5



Preliminary Real-Time Prices with Forecasted and Actual System Load

	HE1	HE2	HE3	HE4	HE5	HE6	HE7	HE8	HE9	HE10	HE11	HE12	HE13	HE14	HE15	HE16	HE17	HE18	HE19	HE20	HE21	HE22	HE23	HE24
Palovrde	-65.13	23.66	23.26	14.57	6.26	21.08	26.47	28.09	25.39	36.58	38.04	38.18	42.18	401.94	38.59	-105.00	400.28	40.96	-38.64	38.04	37.17	15.12	28.98	-8.81
sp15	-63.95	22.75	22.64	14.20	5.89	20.73	46.41	28.55	31.19	36.71	38.12	37.71	41.52	398.43	38.37	-105.38	397.21	40.53	-38.91	37.76	36.87	14.79	28.24	-8.75
np15	8.29	24.93	24.42	15.36	24.77	22.09	28.02	28.64	31.94	38.23	39.96	40.25	37.70	41.20	37.25	42.69	40.84	34.70	29.22	25.20	24.09	12.79	30.34	1.84
pgae	-142.47	25.55	25.02	15.73	22.85	22.66	29.80	29.61	33.10	39.73	41.65	41.99	39.66	50.87	38.64	50.10	49.45	36.07	33.02	26.35	25.23	13.33	31.14	-45.22
sce	-66.65	24.31	23.90	14.96	6.61	21.78	28.94	29.33	32.52	38.38	39.82	39.80	43.69	-176.71	40.15	-103.41	-175.22	42.41	-37.37	39.40	38.60	15.69	29.98	-9.05
sdge	-67.96	24.77	24.21	15.10	6.76	22.01	-43.23	39.35	34.20	39.01	40.69	40.88	44.57	-176.15	40.06	-103.59	-175.49	42.25	-37.61	39.31	38.71	15.81	30.18	-8.93
Forecast-Load	1.1	1.1	1.0	1.1	1.1	1.2	0.9	0.3	0.0	0.1	0.2	0.4	0.4	0.7	1.6	1.8	2.4	3.1	1.9	1.3	1.3	1.5	1.3	1.2
Load	21.71	20.57	19.93	19.57	19.93	21.00	23.18	26.07	28.46	30.34	32.01	33.12	34.01	34.94	34.93	35.16	34.66	33.33	33.07	32.47	32.67	30.62	27.41	24.35



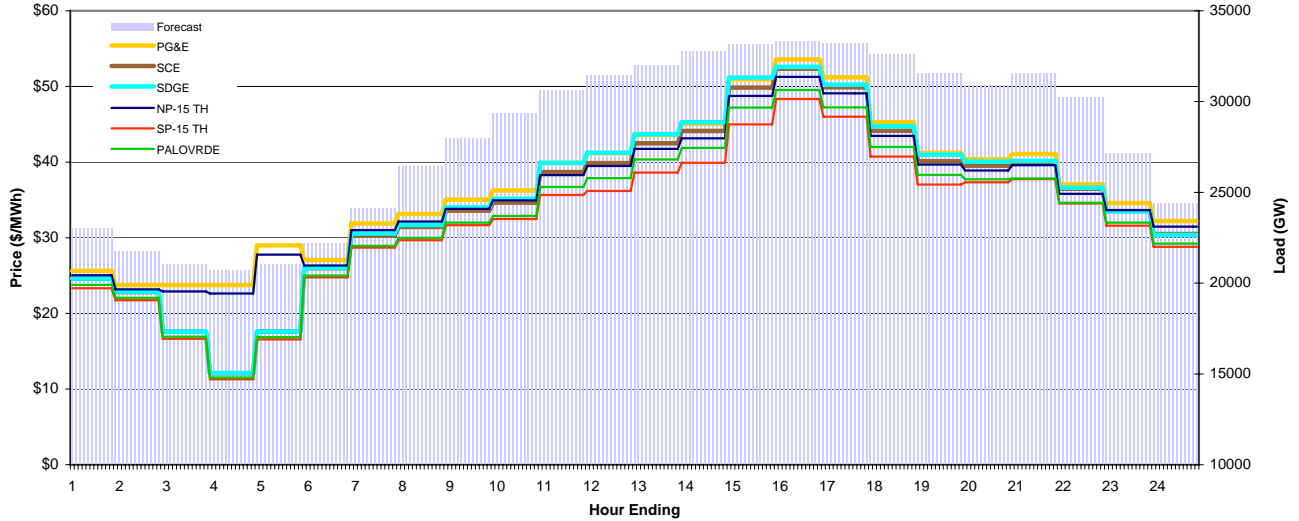
CAISO Daily Report

Delivery Day: 20090519

Price Color Codes: <=0 >=100 >=200

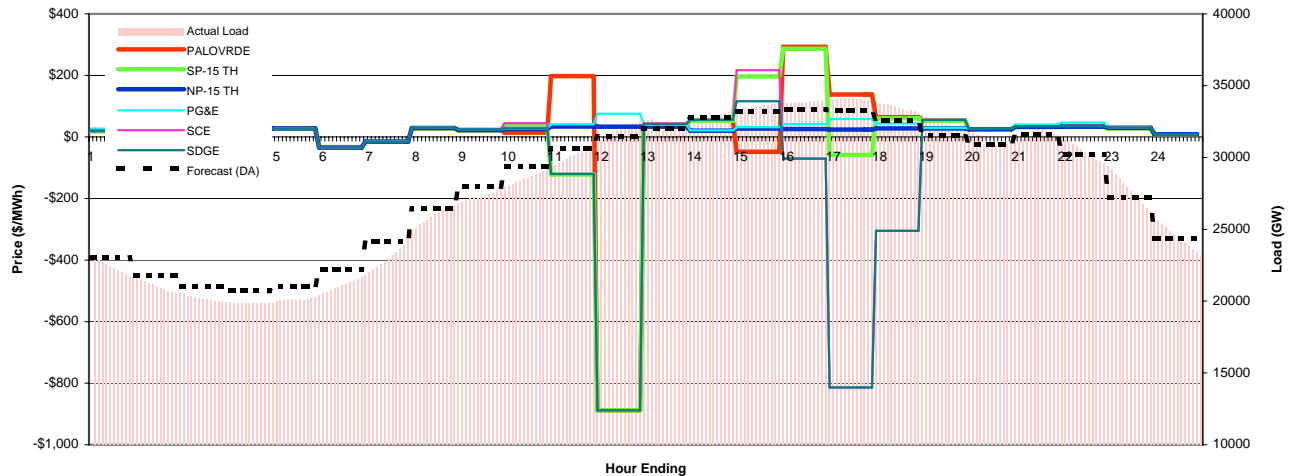
Day-Ahead Prices and Cleared Load

	HE1	HE2	HE3	HE4	HE5	HE6	HE7	HE8	HE9	HE10	HE11	HE12	HE13	HE14	HE15	HE16	HE17	HE18	HE19	HE20	HE21	HE22	HE23	HE24
PG&E	25.64	23.75	23.75	23.75	28.99	27.05	31.88	33.14	35.05	36.24	39.89	41.17	43.57	45.09	50.93	53.57	51.20	45.26	41.23	40.35	41.07	37.06	34.57	32.22
SCE	24.60	22.83	17.59	12.09	17.60	25.97	30.26	31.44	33.58	34.64	38.68	39.87	42.48	44.12	49.84	52.35	49.88	44.14	40.11	39.54	39.94	36.49	33.53	30.49
SDGE	24.61	22.89	17.59	12.12	17.60	26.02	30.56	31.68	34.01	35.13	39.91	41.23	43.67	45.28	51.19	52.60	50.24	44.74	40.99	40.06	40.17	36.63	33.49	30.37
NP-15 TH	25.04	23.18	22.90	22.64	27.76	26.34	31.01	32.14	33.81	34.94	38.28	39.48	41.75	43.15	48.74	51.26	49.08	43.46	39.67	38.90	39.58	35.80	33.65	31.48
SP-15 TH	23.32	21.74	16.64	11.29	16.55	24.77	28.70	29.68	31.67	32.48	35.65	36.19	38.62	39.91	44.96	48.34	46.01	40.73	37.03	37.32	37.75	34.53	31.59	28.81
PALOVPRDE	23.76	22.06	16.92	11.52	16.85	25.00	28.92	30.00	32.00	32.88	36.72	37.87	40.36	41.88	47.20	49.53	47.22	42.00	38.30	37.73	37.83	34.62	32.00	29.23
Forecast	23.0	21.8	21.0	20.7	21.0	22.2	24.1	26.4	28.0	29.4	30.6	31.5	32.0	32.8	33.2	33.4	33.2	32.6	31.5	30.9	31.6	30.2	27.2	24.4



Preliminary Real-Time Prices with Forecasted and Actual System Load

	HE1	HE2	HE3	HE4	HE5	HE6	HE7	HE8	HE9	HE10	HE11	HE12	HE13	HE14	HE15	HE16	HE17	HE18	HE19	HE20	HE21	HE22	HE23	HE24
Palovrde	19.69	26.12	21.38	25.65	26.87	-32.89	-14.85	28.42	21.97	14.16	197.95	-888.00	39.48	52.86	-48.13	293.09	138.18	64.36	54.08	24.95	33.39	33.94	28.80	8.69
sp15	19.50	25.88	21.31	25.53	26.80	-33.01	-14.94	28.51	21.95	40.98	-121.86	-888.00	39.09	52.86	196.66	286.87	-58.66	60.63	53.23	24.22	32.51	33.10	28.28	8.63
np15	22.61	27.60	22.43	26.83	27.87	-34.72	-14.98	29.46	22.78	25.87	33.87	33.28	33.69	20.25	27.33	25.78	23.95	28.02	27.91	25.20	33.13	33.35	30.04	9.32
pgae	25.87	28.22	22.94	27.44	28.55	-35.59	-14.43	30.32	23.55	27.06	41.21	75.72	39.67	21.78	31.78	41.99	58.39	44.06	29.61	26.14	40.11	46.52	30.92	9.55
sce	20.35	27.01	22.15	26.55	27.88	-34.34	-15.62	30.01	23.17	45.01	-119.93	-888.00	44.07	55.48	217.14	-69.92	-814.00	-304.93	56.05	25.96	34.89	35.44	30.15	9.12
sdge	20.42	26.96	22.06	26.45	27.74	-34.25	-15.62	30.15	23.44	27.82	-120.29	-888.00	42.57	55.08	115.96	-70.41	-814.00	-305.16	55.54	26.22	35.41	35.76	30.25	9.02
Forecast-Load	0.8	0.9	0.9	0.9	0.8	1.0	0.7	0.3	0.5	0.6	0.2	-0.6	-0.3	-0.2	-0.4	-0.5	-0.8	-0.7	-0.6	-0.1	0.0	0.1	0.0	0.3
Load	22.22	20.89	20.09	19.85	20.19	21.25	23.41	26.15	27.45	28.76	30.41	32.09	32.33	33.02	33.60	33.90	34.00	33.32	32.17	31.00	31.61	30.15	27.20	24.14



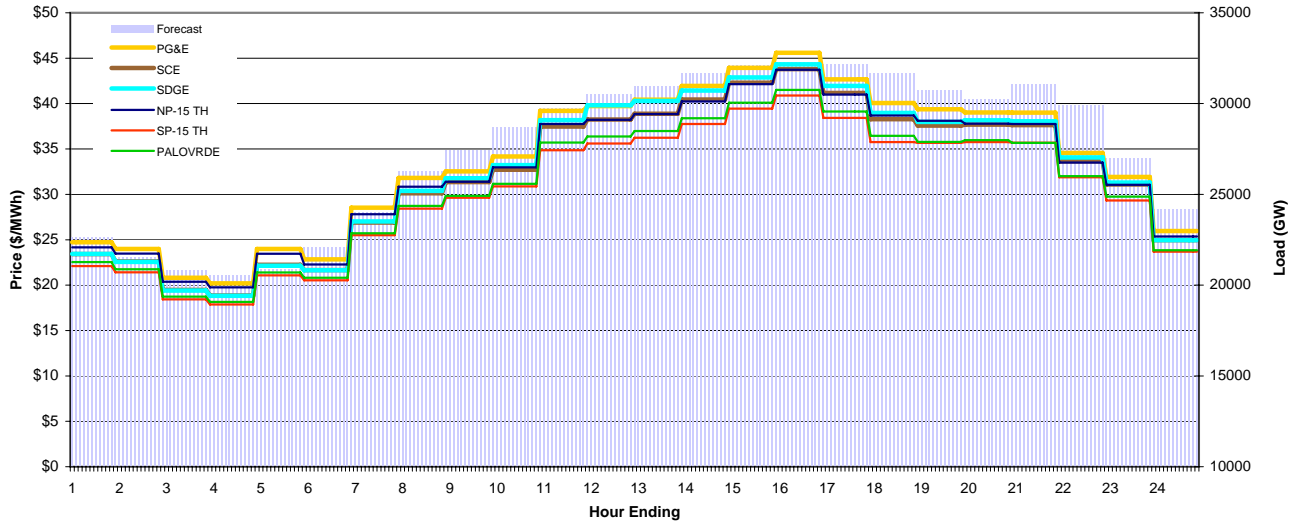
CAISO Daily Report

Delivery Day: 20090520

Price Color Codes: <=0 >=100 >=200

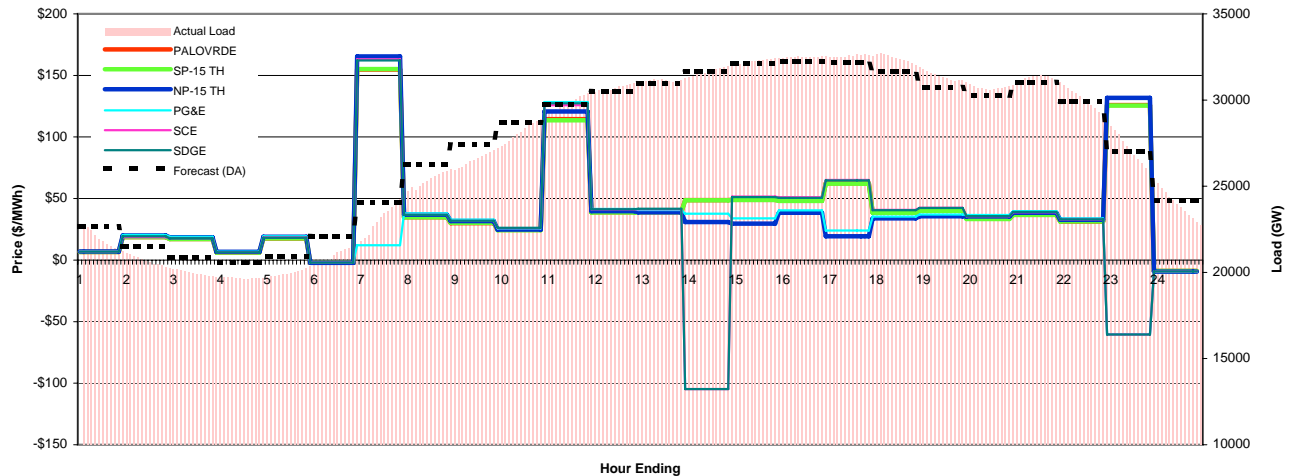
Day-Ahead Prices and Cleared Load

	HE1	HE2	HE3	HE4	HE5	HE6	HE7	HE8	HE9	HE10	HE11	HE12	HE13	HE14	HE15	HE16	HE17	HE18	HE19	HE20	HE21	HE22	HE23	HE24
PG&E	24.72	23.99	20.82	20.19	23.99	22.84	28.54	31.82	32.54	34.17	39.19	39.72	40.42	41.95	43.94	45.59	42.67	40.06	39.38	39.02	39.00	34.57	31.92	25.97
SCE	23.42	22.61	19.47	18.86	22.24	21.66	26.90	30.11	31.36	32.71	37.47	38.24	38.88	40.44	42.29	43.79	41.17	38.28	37.57	37.68	37.63	33.65	31.09	24.96
SDGE	23.45	22.56	19.41	18.82	22.14	21.64	27.01	30.39	31.78	33.23	38.18	39.81	40.29	41.44	42.88	44.32	41.84	38.96	37.98	38.15	38.05	34.06	31.31	24.96
NP-15 TH	24.16	23.48	20.37	19.76	23.46	22.28	27.80	30.84	31.40	32.98	37.75	38.22	38.84	40.23	42.13	43.73	41.00	38.68	38.11	37.78	37.75	33.51	31.05	25.36
SP-15 TH	22.09	21.41	18.44	17.87	21.07	20.53	25.51	28.43	29.63	30.87	34.86	35.59	36.24	37.75	39.45	40.89	38.42	35.76	35.68	35.77	35.70	31.88	29.33	23.69
PALOVDRDE	22.54	21.75	18.73	18.16	21.40	20.81	25.72	28.73	29.85	31.15	35.70	36.38	36.97	38.38	40.09	41.51	39.13	36.44	35.78	35.98	35.68	32.00	29.75	23.84
Forecast	22.7	21.5	20.8	20.6	20.9	22.1	24.0	26.3	27.4	28.7	29.7	30.5	31.0	31.7	32.1	32.3	32.2	31.7	30.8	30.3	31.0	29.9	27.0	24.2



Preliminary Real-Time Prices with Forecasted and Actual System Load

	HE1	HE2	HE3	HE4	HE5	HE6	HE7	HE8	HE9	HE10	HE11	HE12	HE13	HE14	HE15	HE16	HE17	HE18	HE19	HE20	HE21	HE22	HE23	HE24
Palovrde	6.83	18.68	17.16	6.17	17.57	-2.04	154.72	34.77	30.06	24.53	114.45	38.84	38.99	48.78	48.95	48.20	62.33	38.61	40.32	33.89	36.74	31.30	125.86	-8.85
sp15	6.58	18.66	17.16	6.16	17.59	-2.04	155.20	34.80	30.20	24.35	113.60	38.73	38.88	48.58	48.88	48.10	62.16	38.50	40.06	33.45	36.71	31.38	125.46	-8.82
np15	6.96	19.96	18.55	6.68	18.98	-2.24	165.42	36.85	31.73	24.80	120.68	39.80	38.89	30.89	29.67	38.47	19.29	33.87	35.58	35.52	38.47	32.75	131.83	-9.34
pgae	7.13	20.38	18.93	6.81	19.38	-2.29	12.11	37.91	32.80	25.75	128.37	41.55	40.62	37.63	33.93	40.36	24.03	35.38	37.07	36.68	39.79	33.83	-60.13	-9.59
sce	6.91	18.55	17.96	6.46	18.45	-2.15	163.09	36.72	31.84	25.99	125.80	41.20	41.33	-104.71	51.53	51.01	65.08	40.81	42.45	35.63	38.86	33.04	-60.46	-9.29
sdge	6.88	19.34	17.78	6.40	18.24	-2.09	162.21	36.81	32.01	26.17	127.32	41.35	41.68	-104.72	51.18	50.55	64.85	40.57	42.35	35.68	39.06	33.13	-60.47	-9.24
Forecast-Load	0.8	1.0	0.9	0.9	0.9	1.0	0.6	0.8	0.7	0.3	-0.2	-0.2	-0.2	-0.1	-0.2	-0.2	-0.4	-0.6	-0.5	-0.5	-0.2	0.2	0.3	0.5
Load	21.83	20.57	19.90	19.66	20.02	21.11	23.41	25.45	26.68	28.36	29.98	30.75	31.15	31.73	32.28	32.50	32.57	32.29	31.26	30.73	31.24	29.71	26.69	23.66



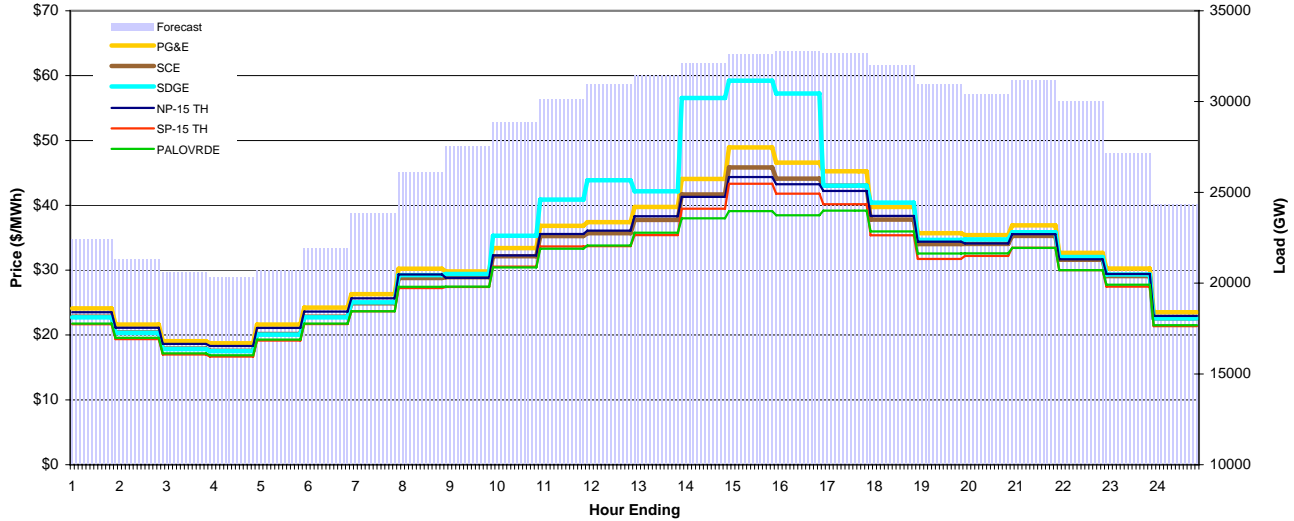
CAISO Daily Report

Delivery Day: 20090521

Price Color Codes: <=0 >=100 >=200

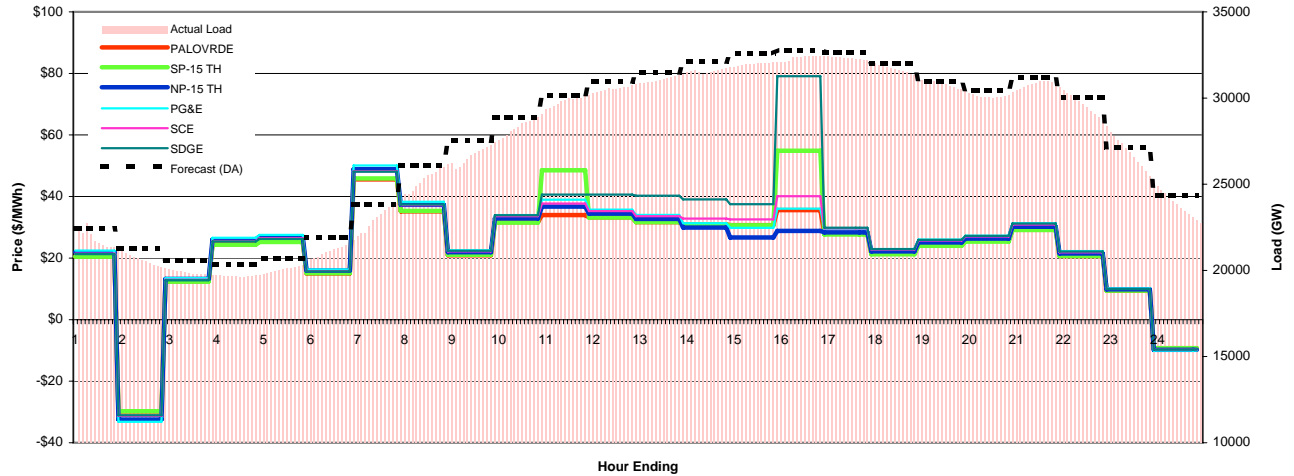
Day-Ahead Prices and Cleared Load

	HE1	HE2	HE3	HE4	HE5	HE6	HE7	HE8	HE9	HE10	HE11	HE12	HE13	HE14	HE15	HE16	HE17	HE18	HE19	HE20	HE21	HE22	HE23	HE24
PG&E	24.10	21.61	19.06	18.72	21.61	24.22	26.29	30.22	29.80	33.40	36.83	37.40	39.75	44.07	48.93	46.58	45.26	39.75	35.71	35.41	36.91	32.67	30.25	23.52
SCE	22.82	20.40	17.91	17.58	20.17	22.83	24.90	28.79	28.92	32.14	35.25	35.71	37.75	41.67	45.83	44.13	43.02	37.80	34.02	34.04	35.28	31.62	29.10	22.57
SDGE	22.72	20.34	17.85	17.51	20.06	22.72	25.04	29.25	29.42	35.31	40.88	43.87	42.17	56.56	59.22	57.25	43.04	40.41	34.66	34.74	35.84	32.02	29.34	22.59
NP-15 TH	23.52	21.12	18.64	18.31	21.10	23.61	25.65	29.35	28.81	32.26	35.57	36.11	38.33	41.31	44.37	43.24	42.22	38.38	34.39	34.13	35.56	31.68	29.41	22.94
SP-15 TH	21.67	19.36	17.00	16.69	19.15	21.68	23.65	27.25	27.40	30.54	33.65	33.70	35.40	39.47	43.34	41.81	40.16	35.38	31.73	32.21	33.45	30.00	27.46	21.37
PALOVDRDE	21.77	19.56	17.18	16.87	19.30	21.77	23.67	27.43	27.45	30.42	33.32	33.81	35.78	38.00	39.12	38.46	39.17	35.97	32.57	32.60	33.43	30.00	27.75	21.53
Forecast	22.4	21.3	20.6	20.3	20.7	21.9	23.8	26.1	27.5	28.9	30.1	31.0	31.5	32.1	32.6	32.8	32.7	32.0	31.0	30.4	31.2	30.0	27.1	24.3



Preliminary Real-Time Prices with Forecasted and Actual System Load

	HE1	HE2	HE3	HE4	HE5	HE6	HE7	HE8	HE9	HE10	HE11	HE12	HE13	HE14	HE15	HE16	HE17	HE18	HE19	HE20	HE21	HE22	HE23	HE24
Palovrde	20.44	-29.79	12.44	24.52	25.32	15.02	45.55	35.15	20.95	31.67	33.95	33.27	31.69	30.98	30.71	35.59	27.87	21.45	24.42	25.99	29.18	20.67	9.39	-9.28
sp15	20.43	-29.78	12.36	24.38	25.26	15.10	45.87	35.34	21.11	31.56	48.55	33.19	31.68	30.89	30.67	54.86	27.66	21.22	24.00	25.32	29.14	20.68	9.42	-9.29
np15	21.94	-32.47	13.23	26.10	26.99	15.92	48.89	37.29	21.92	32.90	36.74	34.45	32.71	29.90	26.68	28.83	28.37	22.18	25.10	26.31	30.18	21.50	9.83	-9.79
pgae	22.46	-33.17	13.48	26.62	27.55	16.30	50.07	38.29	22.56	33.98	38.95	35.72	34.01	31.32	29.84	36.05	29.50	22.97	26.02	27.28	31.30	22.27	10.17	-10.03
sce	21.45	-31.24	12.97	25.57	26.48	15.79	48.20	37.21	22.18	33.62	37.75	35.26	33.62	32.83	32.55	40.12	29.65	22.77	25.72	26.99	30.90	21.86	9.93	-9.74
sdge	21.27	-31.06	12.83	25.38	26.23	15.70	48.08	37.43	22.36	33.94	40.66	40.65	40.28	39.07	37.52	79.09	29.86	22.90	25.94	27.24	31.24	22.11	9.95	-9.74
Forecast-Load	0.8	0.8	0.8	0.7	0.5	0.7	0.5	0.7	0.7	0.4	0.2	0.4	0.4	0.5	0.6	0.4	0.4	0.5	0.3	0.3	0.4	0.7	0.7	0.8
Load	21.69	20.47	19.81	19.67	20.15	21.25	23.29	25.44	26.77	28.49	29.88	30.58	31.13	31.58	31.99	32.35	32.25	31.53	30.70	30.13	30.76	29.28	26.40	23.56



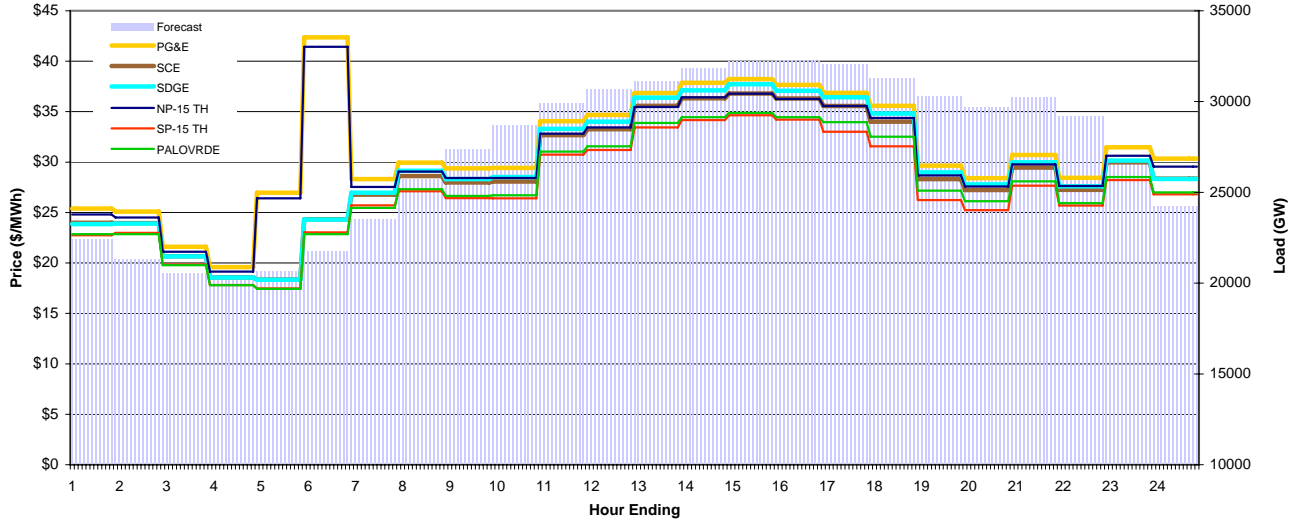
CAISO Daily Report

Delivery Day: 20090522

Price Color Codes: <=0 >=100 >=200

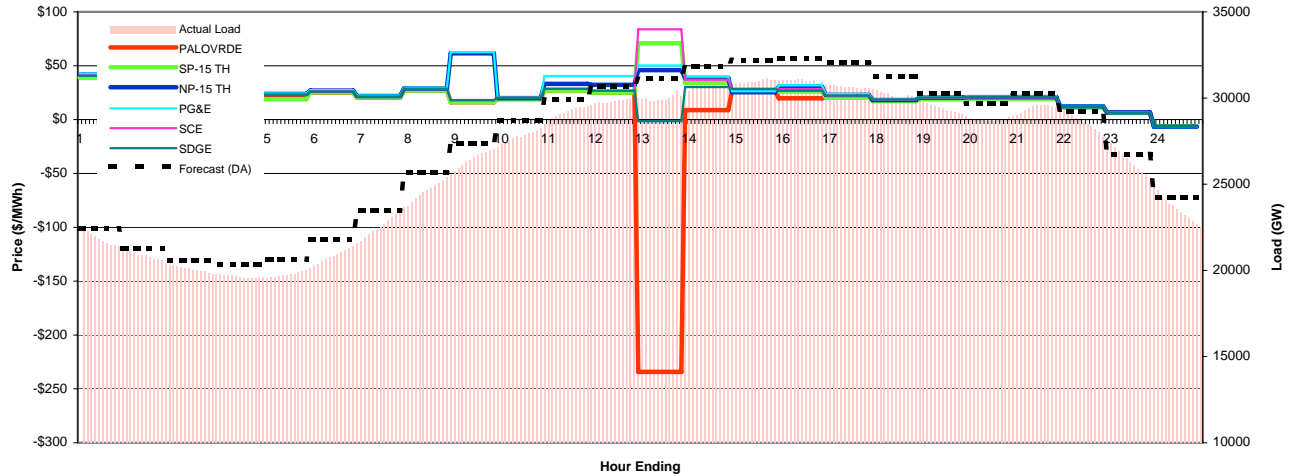
Day-Ahead Prices and Cleared Load

	HE1	HE2	HE3	HE4	HE5	HE6	HE7	HE8	HE9	HE10	HE11	HE12	HE13	HE14	HE15	HE16	HE17	HE18	HE19	HE20	HE21	HE22	HE23	HE24
PG&E	25.39	25.09	21.61	19.59	26.96	42.36	28.31	29.94	29.37	29.42	34.05	34.68	36.85	37.87	38.23	37.66	36.86	35.58	29.64	28.41	30.71	28.44	31.47	30.34
SCE	23.98	23.95	20.67	18.57	18.35	24.33	26.78	28.62	27.98	28.08	32.68	33.27	35.58	36.33	36.81	36.30	35.57	34.02	28.31	27.24	29.46	27.24	29.98	28.37
SDGE	23.85	23.90	20.66	18.56	18.33	24.31	26.97	29.14	28.31	28.52	33.30	34.01	36.39	37.11	37.72	37.07	36.43	34.82	28.98	27.79	29.98	27.60	30.16	28.34
NP-15 TH	24.80	24.50	21.12	19.15	26.42	41.43	27.53	29.05	28.42	28.42	32.81	33.43	35.46	36.43	36.78	36.27	35.57	34.37	28.68	27.59	29.78	27.64	30.63	29.56
SP-15 TH	22.74	22.99	19.84	17.82	17.47	23.04	25.71	27.11	26.42	26.41	30.74	31.20	33.44	34.17	34.65	34.21	33.01	31.57	26.24	25.24	27.66	25.69	28.22	26.80
PALOVORDE	22.85	22.85	19.79	17.79	17.43	22.85	25.46	27.31	26.64	26.71	31.05	31.56	33.88	34.45	34.88	34.45	33.96	32.52	27.17	26.13	28.09	25.94	28.52	27.00
Forecast	22.4	21.3	20.6	20.3	20.6	21.8	23.5	25.7	27.4	28.7	29.9	30.7	31.1	31.8	32.2	32.3	32.0	31.3	30.3	29.7	30.2	29.2	26.7	24.3



Preliminary Real-Time Prices with Forecasted and Actual System Load

	HE1	HE2	HE3	HE4	HE5	HE6	HE7	HE8	HE9	HE10	HE11	HE12	HE13	HE14	HE15	HE16	HE17	HE18	HE19	HE20	HE21	HE22	HE23	HE24
Palovrde	38.84	29.30	24.07	25.06	22.13	25.01	20.20	27.00	16.12	19.03	26.80	25.17	-234.17	8.87	26.35	19.85	20.73	17.53	19.38	19.76	19.70	11.59	6.29	-6.28
sp15	38.83	29.58	24.23	25.35	18.86	25.29	20.49	27.00	16.20	19.12	26.86	25.17	70.96	33.98	26.70	26.09	20.56	17.10	18.85	19.23	19.24	11.37	6.26	-6.27
np15	41.77	31.67	26.02	27.04	23.75	26.85	21.84	28.87	61.47	20.00	33.12	32.31	45.95	38.67	25.44	30.61	22.90	18.17	20.32	20.90	20.88	12.44	6.67	-6.71
pgae	42.74	32.35	26.56	27.59	24.25	27.43	22.32	29.58	62.51	20.57	40.46	40.46	50.21	39.91	26.36	31.85	23.80	18.72	20.91	21.47	21.46	12.79	6.86	-6.87
sce	40.84	30.82	25.28	26.31	23.57	26.31	21.30	28.40	17.91	20.18	28.42	26.72	83.78	36.96	28.33	28.35	22.12	18.35	20.27	20.67	20.72	12.19	6.63	-6.58
sdge	40.58	30.50	24.98	25.99	22.98	26.09	21.31	28.66	18.21	20.28	28.67	26.96	-1.51	30.22	28.55	26.80	22.32	18.58	20.48	20.92	21.03	12.34	6.63	-6.58
Forecast-Load	0.7	0.6	0.6	0.7	0.8	0.8	0.7	0.8	0.7	0.8	0.6	0.8	1.1	1.1	1.2	1.3	1.4	1.2	1.0	0.9	0.8	0.9	0.8	1.0
Load	21.70	20.68	19.97	19.62	19.83	21.01	22.81	24.86	26.66	27.95	29.29	29.85	30.04	30.79	30.97	30.95	30.59	30.06	29.27	28.76	29.44	28.34	25.96	23.27



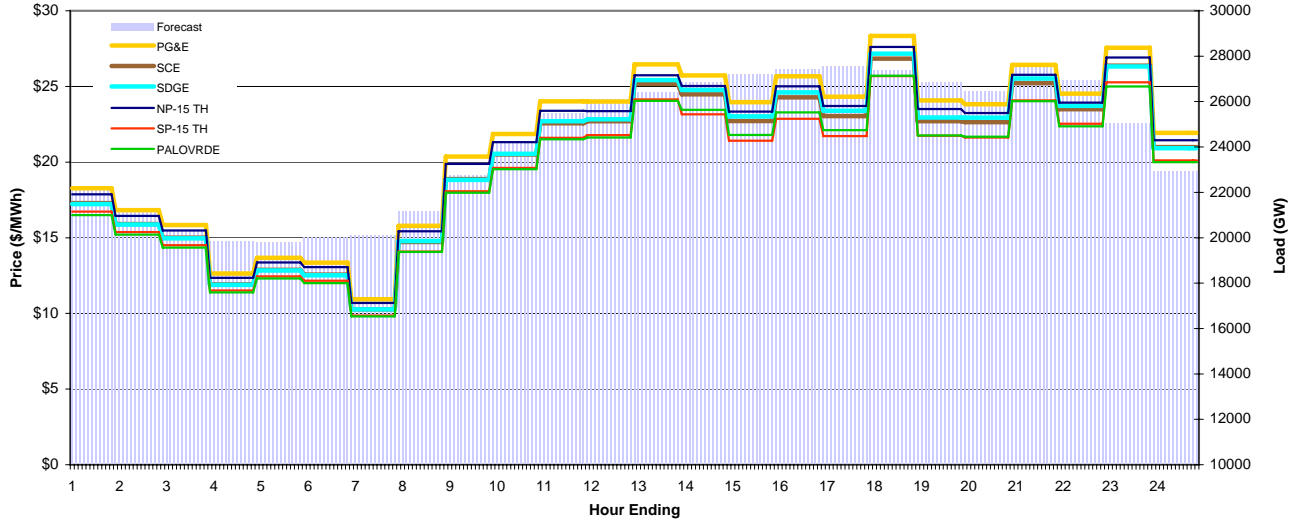
CAISO Daily Report

Delivery Day: 20090523

Price Color Codes: <=0 >=100 >=200

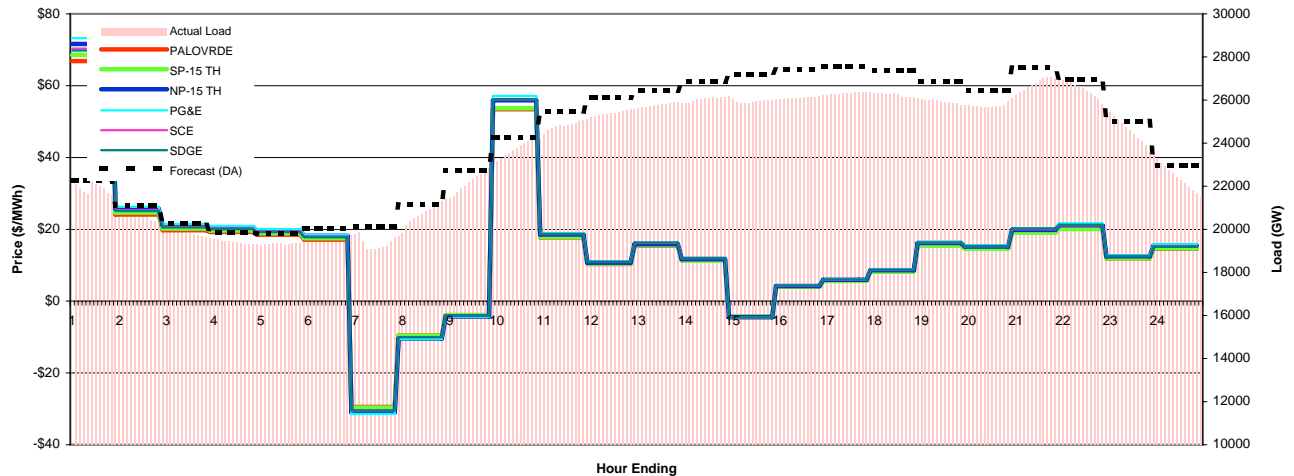
Day-Ahead Prices and Cleared Load

	HE1	HE2	HE3	HE4	HE5	HE6	HE7	HE8	HE9	HE10	HE11	HE12	HE13	HE14	HE15	HE16	HE17	HE18	HE19	HE20	HE21	HE22	HE23	HE24
PG&E	18.27	16.82	15.84	12.63	13.67	13.36	10.93	15.79	20.37	21.86	24.01	24.00	26.45	25.73	23.97	25.67	24.32	28.34	24.08	23.83	26.43	24.52	27.56	21.93
SCE	17.29	15.90	15.01	11.91	12.87	12.56	10.27	14.72	18.87	20.50	22.56	22.71	25.17	24.48	22.72	24.27	23.04	26.84	22.70	22.64	25.22	23.50	26.37	20.99
SDGE	17.23	15.87	14.96	11.88	12.84	12.53	10.26	14.78	18.83	20.54	22.70	22.83	25.42	24.76	23.02	24.60	23.39	27.16	22.95	22.94	25.52	23.72	26.32	20.92
NP-15 TH	17.87	16.44	15.48	12.35	13.37	13.06	10.69	15.43	19.88	21.31	23.39	23.37	25.74	25.03	23.34	25.01	23.71	27.62	23.51	23.24	25.77	23.93	26.91	21.44
SP-15 TH	16.73	15.37	14.50	11.52	12.44	12.16	9.86	14.09	18.07	19.61	21.61	21.78	24.14	23.16	21.41	22.87	21.73	25.69	21.74	21.63	24.08	22.53	25.27	20.11
PALOVNRDE	16.50	15.21	14.35	11.39	12.31	12.00	9.81	14.07	17.98	19.53	21.51	21.62	24.05	23.45	21.79	23.29	22.11	25.71	21.76	21.68	24.02	22.36	25.00	20.00
Forecast	22.2	21.1	20.3	19.8	19.8	20.0	20.1	21.1	22.7	24.3	25.5	26.1	26.4	26.9	27.2	27.4	27.5	27.4	26.9	26.4	27.5	27.0	25.0	22.9



Preliminary Real-Time Prices with Forecasted and Actual System Load

	HE1	HE2	HE3	HE4	HE5	HE6	HE7	HE8	HE9	HE10	HE11	HE12	HE13	HE14	HE15	HE16	HE17	HE18	HE19	HE20	HE21	HE22	HE23	HE24
Palovrde	66.85	24.12	19.74	19.29	18.50	17.13	-29.49	-9.60	-3.89	53.46	17.77	10.38	15.44	11.41	-4.32	4.09	5.70	8.29	15.58	14.63	19.10	20.18	11.90	14.56
sp15	68.56	24.66	20.19	19.68	18.92	17.55	-29.67	-9.67	-3.91	53.73	17.84	10.43	15.52	11.30	-4.28	4.03	5.62	8.22	15.48	14.54	19.03	20.07	11.95	14.70
np15	71.64	25.67	21.06	20.51	19.64	18.19	-31.02	-10.39	-4.25	55.93	18.54	10.70	15.87	11.70	-4.50	4.22	5.93	8.64	16.17	15.22	19.85	21.13	12.47	15.47
pgae	73.25	26.24	21.50	20.94	20.05	18.57	-31.46	-10.60	-4.33	57.14	18.97	10.96	16.27	12.01	-4.61	4.33	6.07	8.85	16.56	15.58	20.35	21.68	12.78	15.81
sce	70.34	25.31	20.74	20.23	19.42	18.00	-30.52	-10.06	-4.07	56.07	18.63	10.87	16.17	11.93	-4.53	4.27	5.95	8.65	16.22	15.25	20.02	21.11	12.53	15.35
sdge	69.81	25.09	20.50	20.02	19.21	17.81	-30.41	-9.99	-4.04	56.11	18.75	10.94	16.33	12.05	-4.56	4.32	6.01	8.73	16.33	15.36	20.24	21.29	12.49	15.20
Forecast-Load	0.5	0.5	0.5	0.5	0.5	0.3	0.7	0.3	0.4	0.4	0.6	0.7	0.6	0.8	1.2	1.3	1.2	1.2	1.0	0.7	0.7	0.7	0.7	0.7
Load	21.76	20.59	19.80	19.38	19.34	19.70	19.37	20.86	22.36	23.87	24.89	25.43	25.79	26.06	25.94	26.12	26.31	26.20	25.89	25.79	26.81	26.27	24.31	22.20



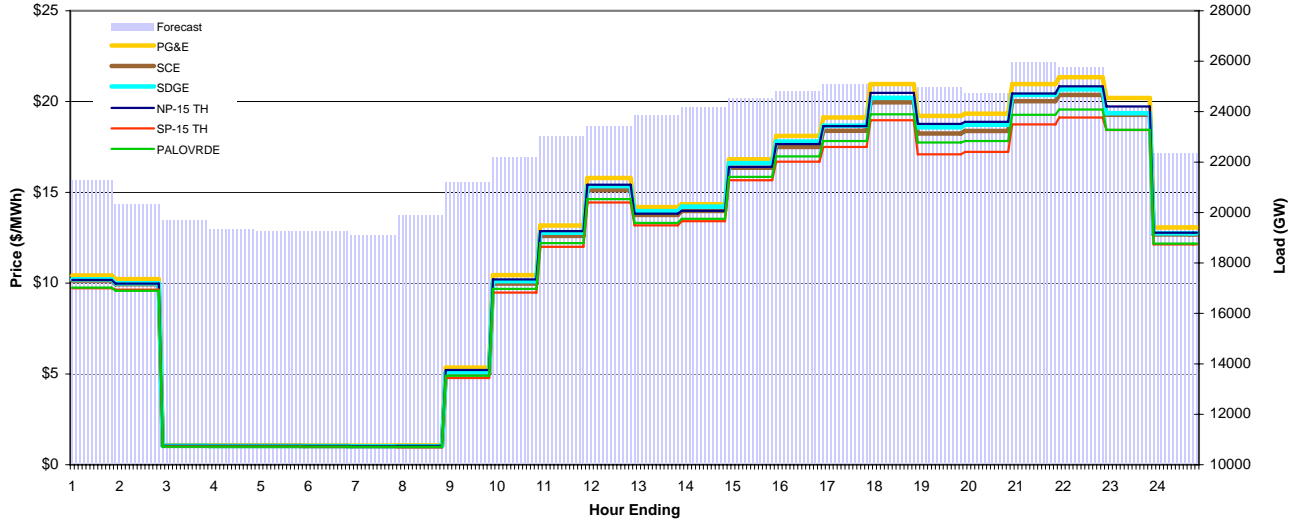
CAISO Daily Report

Delivery Day: 20090524

Price Color Codes: <=0 >=100 >=200

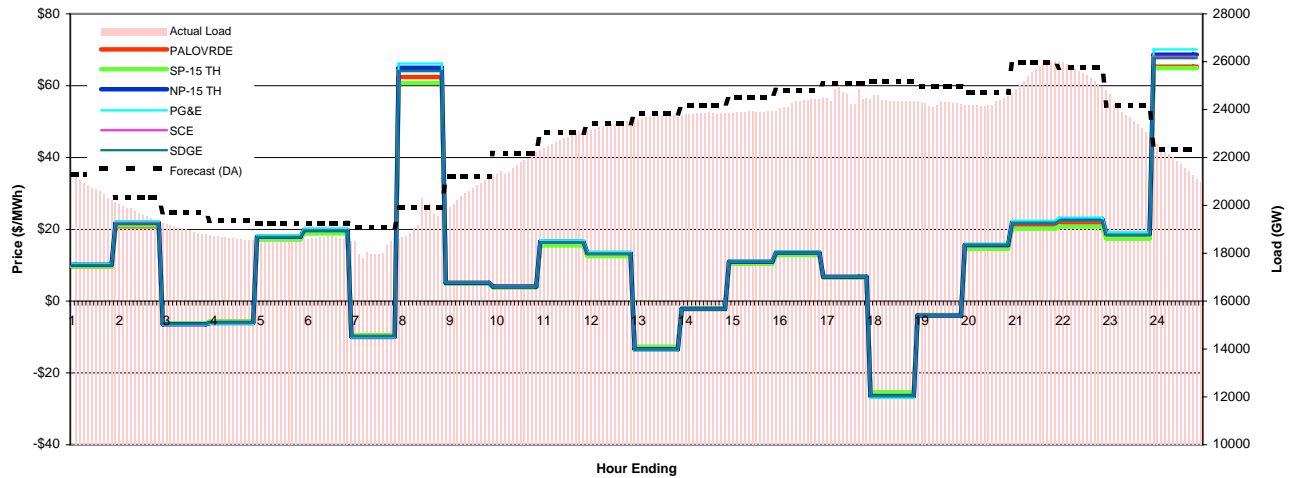
Day-Ahead Prices and Cleared Load

	HE1	HE2	HE3	HE4	HE5	HE6	HE7	HE8	HE9	HE10	HE11	HE12	HE13	HE14	HE15	HE16	HE17	HE18	HE19	HE20	HE21	HE22	HE23	HE24
PG&E	10.43	10.22	1.07	1.06	1.06	1.06	1.06	1.06	5.35	10.44	13.17	15.79	14.19	14.34	16.82	18.11	19.13	20.97	19.21	19.33	20.97	21.34	20.20	13.06
SCE	10.14	9.94	1.04	1.03	1.03	1.02	1.01	1.01	5.03	9.97	12.60	15.13	13.76	13.98	16.35	17.50	18.39	19.96	18.24	18.38	20.02	20.36	19.27	12.68
SDGE	10.21	10.00	1.04	1.03	1.03	1.03	1.02	1.02	5.09	10.11	12.78	15.34	13.96	14.21	16.61	17.80	18.67	20.21	18.58	18.73	20.36	20.68	19.36	12.74
NP-15 TH	10.18	9.97	1.04	1.04	1.04	1.04	1.03	1.04	5.22	10.20	12.87	15.42	13.83	13.98	16.40	17.66	18.64	20.48	18.77	18.89	20.45	20.84	19.73	12.78
SP-15 TH	9.72	9.64	1.01	1.00	1.00	0.99	0.98	0.96	4.77	9.48	12.00	14.45	13.19	13.41	15.67	16.69	17.50	18.97	17.10	17.23	18.74	19.12	18.44	12.14
PALOVNRDE	9.75	9.58	1.00	1.00	1.00	0.99	0.99	0.99	4.90	9.69	12.20	14.63	13.32	13.54	15.85	16.98	17.83	19.30	17.75	17.83	19.27	19.57	18.44	12.18
Forecast	21.3	20.3	19.7	19.4	19.3	19.3	19.1	19.9	21.2	22.2	23.0	23.4	23.9	24.2	24.5	24.8	25.1	25.2	25.0	24.7	26.0	25.8	24.2	22.3



Preliminary Real-Time Prices with Forecasted and Actual System Load

	HE1	HE2	HE3	HE4	HE5	HE6	HE7	HE8	HE9	HE10	HE11	HE12	HE13	HE14	HE15	HE16	HE17	HE18	HE19	HE20	HE21	HE22	HE23	HE24
Palovrde	9.67	20.88	-6.21	-5.74	17.34	19.11	-9.63	62.41	5.02	3.94	15.74	12.76	-12.97	-2.08	10.63	13.18	6.67	-25.81	-3.92	15.16	20.80	21.41	17.61	65.30
sp15	9.69	21.14	-6.16	-5.66	17.15	18.86	-9.49	60.78	4.86	3.87	15.50	12.53	-12.67	-2.04	10.38	12.85	6.52	-25.40	-3.89	14.59	20.19	20.80	17.37	64.90
np15	10.12	21.76	-6.43	-6.08	17.94	19.82	-9.98	64.99	5.10	4.07	16.56	13.39	-13.41	-2.18	10.99	13.53	6.78	-26.43	-4.05	15.62	21.89	22.76	18.68	68.63
pgae	10.35	22.25	-6.57	-6.27	18.33	20.23	-10.12	66.19	5.20	4.16	16.90	13.68	-13.72	-2.23	11.24	13.84	6.94	-26.91	-4.15	15.98	22.40	23.29	19.10	70.11
sce	10.10	21.79	-6.43	-6.05	17.93	19.74	-9.80	64.09	5.13	4.07	16.34	13.22	-13.38	-2.15	10.96	13.58	6.88	-26.39	-4.05	15.64	21.68	22.32	18.41	68.07
sdge	10.06	21.53	-6.41	-6.00	17.83	19.61	-9.78	64.03	5.17	4.08	16.40	13.27	-13.50	-2.16	11.05	13.67	6.92	-26.51	-4.06	15.76	21.79	22.42	18.40	67.64
Forecast-Load	0.7	0.7	0.8	0.8	0.7	0.6	0.9	0.3	0.4	0.4	0.2	0.0	0.1	0.3	0.6	0.5	0.5	0.8	0.7	0.4	0.3	0.4	0.8	0.7
Load	20.59	19.56	18.92	18.60	18.58	18.62	18.19	19.58	20.75	21.83	22.87	23.41	23.74	23.84	23.92	24.35	24.56	24.37	24.23	24.36	25.72	25.32	23.41	21.61



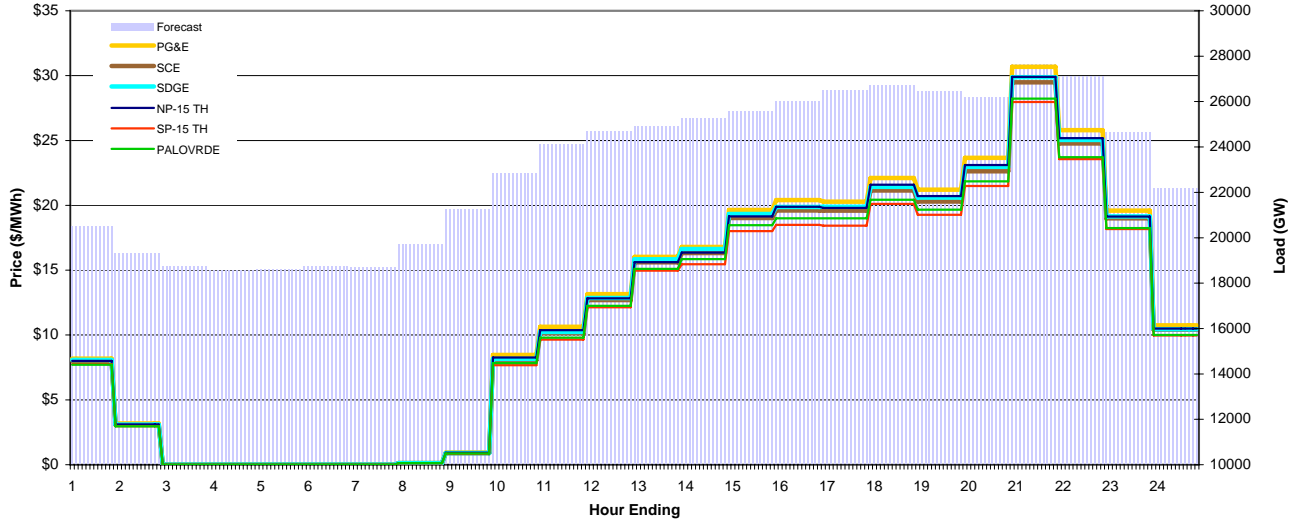
CAISO Daily Report

Delivery Day: 20090525

Price Color Codes: <=0 >=100 >=200

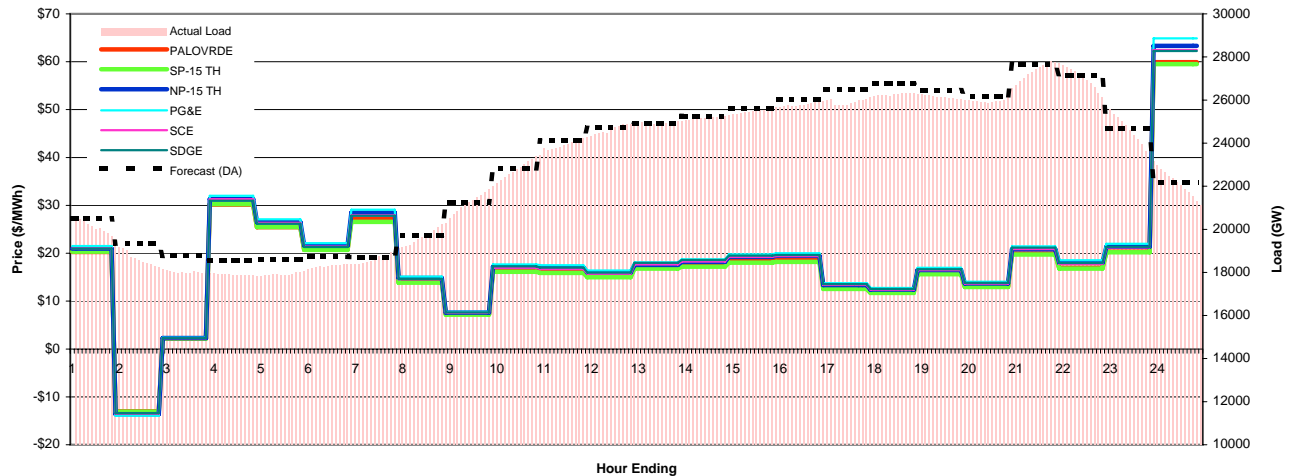
Day-Ahead Prices and Cleared Load

	HE1	HE2	HE3	HE4	HE5	HE6	HE7	HE8	HE9	HE10	HE11	HE12	HE13	HE14	HE15	HE16	HE17	HE18	HE19	HE20	HE21	HE22	HE23	HE24
PG&E	8.18	3.18	0.00	0.00	0.00	0.00	0.00	0.13	0.94	8.46	10.64	13.15	16.03	16.79	19.64	20.40	20.29	22.10	21.21	23.66	30.68	25.79	19.59	10.74
SCE	8.00	3.07	0.00	0.00	0.00	0.00	0.00	0.12	0.89	8.07	10.14	12.69	15.60	16.32	19.03	19.61	19.59	21.15	20.30	22.63	29.48	24.77	19.00	10.41
SDGE	8.08	3.09	0.00	0.00	0.00	0.00	0.00	0.12	0.90	8.16	10.25	12.86	15.84	16.63	19.33	19.88	19.89	21.43	20.60	22.97	29.88	25.04	19.14	10.45
NP-15 TH	8.01	3.11	0.00	0.00	0.00	0.00	0.00	0.13	0.92	8.27	10.38	12.83	15.62	16.36	19.14	19.89	19.80	21.59	20.72	23.11	29.91	25.18	19.13	10.50
SP-15 TH	7.76	2.98	0.00	0.00	0.00	0.00	0.00	0.11	0.84	7.68	9.65	12.14	14.97	15.45	18.01	18.49	18.43	20.10	19.28	21.49	27.97	23.56	18.17	9.96
PALOVPRDE	7.71	2.96	0.00	0.00	0.00	0.00	0.00	0.12	0.86	7.83	9.80	12.25	15.10	15.85	18.47	19.00	19.00	20.44	19.66	21.85	28.23	23.71	18.25	10.00
Forecast	20.5	19.3	18.8	18.5	18.6	18.7	18.7	19.7	21.3	22.8	24.1	24.7	24.9	25.3	25.6	26.0	26.5	26.7	26.4	26.2	27.7	27.1	24.7	22.2



Preliminary Real-Time Prices with Forecasted and Actual System Load

	HE1	HE2	HE3	HE4	HE5	HE6	HE7	HE8	HE9	HE10	HE11	HE12	HE13	HE14	HE15	HE16	HE17	HE18	HE19	HE20	HE21	HE22	HE23	HE24
Palovrde	20.26	-13.03	2.19	30.17	25.46	20.74	27.11	14.23	7.32	16.45	16.12	15.12	17.10	17.73	18.66	18.79	12.96	11.96	15.87	13.14	19.94	16.95	20.32	59.90
sp15	20.34	-13.08	2.19	30.28	25.48	20.69	26.54	13.86	7.16	16.14	15.90	14.98	16.80	17.19	18.02	18.20	12.55	11.70	15.61	12.94	19.75	16.81	20.21	59.51
np15	20.99	-13.62	2.30	31.30	26.51	21.61	28.50	14.81	7.60	17.20	17.05	15.96	17.58	18.19	19.22	19.46	13.37	12.40	16.49	13.68	20.82	18.01	21.39	63.31
pgae	21.49	-13.93	2.35	31.99	27.09	22.10	29.08	15.12	7.78	17.65	17.51	16.39	18.09	18.73	19.78	20.02	13.75	12.76	16.95	14.06	21.44	18.54	21.97	64.88
sce	21.03	-13.52	2.27	31.31	26.34	21.42	27.92	14.58	7.53	16.98	16.71	15.73	17.65	18.26	19.22	19.39	13.38	12.40	16.45	13.64	20.87	17.77	21.25	62.45
sdge	20.96	-13.42	2.25	30.97	26.15	21.32	27.82	14.66	7.64	17.26	16.98	15.96	18.01	18.61	19.51	19.64	13.57	12.56	16.65	13.82	21.18	17.96	21.33	62.25
Forecast-Load	0.5	0.8	0.8	0.7	0.7	0.4	-0.1	-0.1	-0.2	-0.1	0.1	0.0	-0.1	0.1	0.1	0.2	0.6	0.5	0.4	0.1	0.2	0.4	0.4	0.3
Load	20.00	18.51	17.98	17.87	17.94	18.30	18.76	19.80	21.41	22.95	23.99	24.69	24.97	25.19	25.50	25.81	25.92	26.26	26.09	26.06	27.45	26.72	24.21	21.91



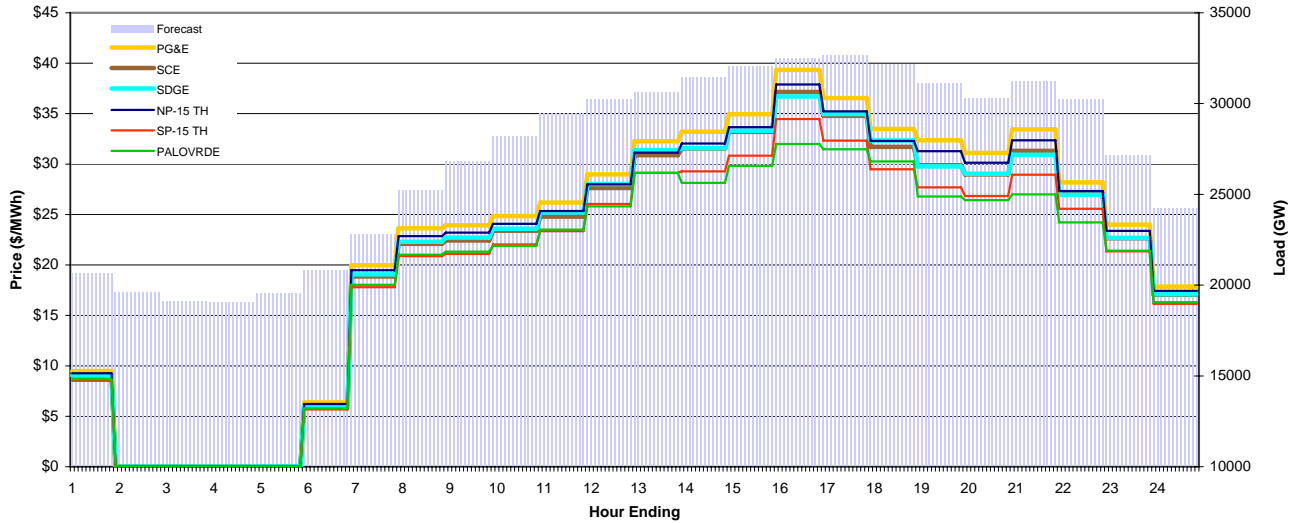
CAISO Daily Report

Delivery Day: 20090526

Price Color Codes: <=0 >=100 >=200

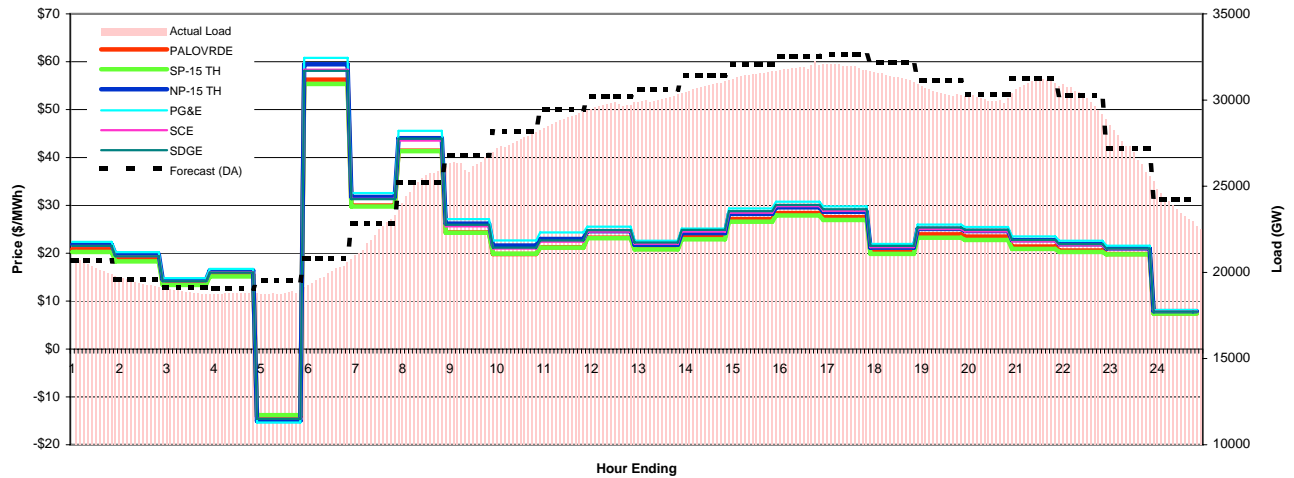
Day-Ahead Prices and Cleared Load

	HE1	HE2	HE3	HE4	HE5	HE6	HE7	HE8	HE9	HE10	HE11	HE12	HE13	HE14	HE15	HE16	HE17	HE18	HE19	HE20	HE21	HE22	HE23	HE24
PG&E	9.48	0.00	0.00	0.00	0.01	6.37	19.98	23.63	23.93	24.85	26.19	28.98	32.27	33.22	34.95	39.33	36.54	33.48	32.36	31.11	33.44	28.18	23.99	17.87
SCE	9.00	0.00	0.00	0.00	0.01	6.01	18.87	22.10	22.42	23.39	24.79	27.63	30.88	31.54	33.21	37.16	34.78	31.71	29.89	28.97	31.31	27.07	22.66	17.06
SDGE	9.06	0.00	0.00	0.00	0.01	6.05	19.06	22.31	22.71	23.58	25.21	28.02	31.39	31.59	33.31	36.70	34.85	32.34	29.78	29.04	30.93	26.97	22.68	17.10
NP-15 TH	9.26	0.00	0.00	0.00	0.01	6.23	19.48	22.86	23.21	24.08	25.35	28.00	31.13	32.04	33.66	37.89	35.24	32.30	31.29	30.14	32.35	27.33	23.38	17.44
SP-15 TH	8.52	0.00	0.00	0.00	0.01	5.67	17.80	20.88	21.10	22.03	23.35	26.04	29.13	29.29	30.83	34.47	32.33	29.48	27.69	26.83	28.95	25.57	21.36	16.14
PALOVPRDE	8.68	0.00	0.00	0.00	0.01	5.79	18.04	21.02	21.31	21.89	23.51	25.81	29.12	28.13	29.81	32.00	31.46	30.26	26.79	26.43	27.00	24.22	21.41	16.30
Forecast	20.7	19.6	19.1	19.1	19.5	20.8	22.8	25.2	26.8	28.2	29.5	30.2	30.6	31.4	32.1	32.5	32.7	32.2	31.2	30.3	31.2	30.3	27.2	24.2



Preliminary Real-Time Prices with Forecasted and Actual System Load

	HE1	HE2	HE3	HE4	HE5	HE6	HE7	HE8	HE9	HE10	HE11	HE12	HE13	HE14	HE15	HE16	HE17	HE18	HE19	HE20	HE21	HE22	HE23	HE24
Palovrde	20.84	18.77	13.72	15.52	-14.12	56.27	29.95	41.42	24.36	19.83	21.23	23.24	20.91	23.34	27.12	28.38	27.51	20.29	23.96	23.47	21.41	20.57	19.82	7.43
sp15	20.27	18.31	13.37	15.14	-13.81	55.36	29.75	41.33	24.29	19.89	21.18	23.13	20.81	22.93	26.60	27.89	26.97	19.86	23.26	22.78	20.92	20.26	19.76	7.39
np15	21.84	19.79	14.46	16.38	-15.03	59.49	31.76	44.03	26.20	21.62	22.99	24.60	21.77	24.20	28.24	29.59	28.67	21.16	25.09	24.64	22.75	21.88	21.00	7.92
pgae	22.37	20.24	14.78	16.74	-15.34	60.80	32.58	45.56	27.11	22.66	24.36	25.56	22.61	25.15	29.35	30.76	29.80	21.95	25.98	25.48	23.52	22.60	21.57	8.13
sce	21.50	19.40	14.16	16.02	-14.59	58.33	31.36	43.54	25.62	20.97	22.42	24.51	21.98	24.50	28.46	29.81	28.86	21.27	25.05	24.53	22.49	21.63	20.87	7.81
sdge	21.54	19.36	14.14	15.97	-14.57	58.10	31.29	43.92	25.96	21.19	22.69	24.82	22.23	24.88	28.79	30.09	29.19	21.56	25.37	24.93	22.78	21.91	20.98	7.82
Forecast-Load	0.5	0.3	0.3	0.3	0.7	0.7	0.3	-0.3	0.4	0.4	0.5	0.5	0.5	0.6	0.5	0.6	0.8	0.9	0.8	0.2	0.2	0.4	0.5	0.8
Load	20.21	19.32	18.83	18.75	18.85	20.12	22.51	25.52	26.43	27.76	29.00	29.74	30.12	30.86	31.52	31.93	31.88	31.24	30.36	30.11	31.01	29.85	26.63	23.40



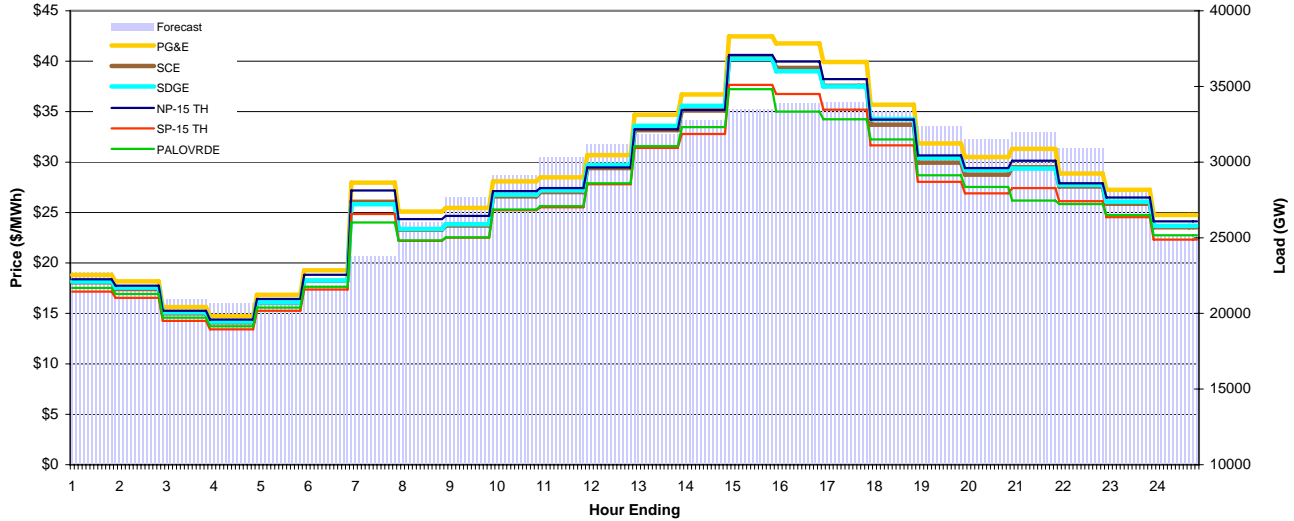
CAISO Daily Report

Delivery Day: 20090527

Price Color Codes: <=0 >=100 >=200

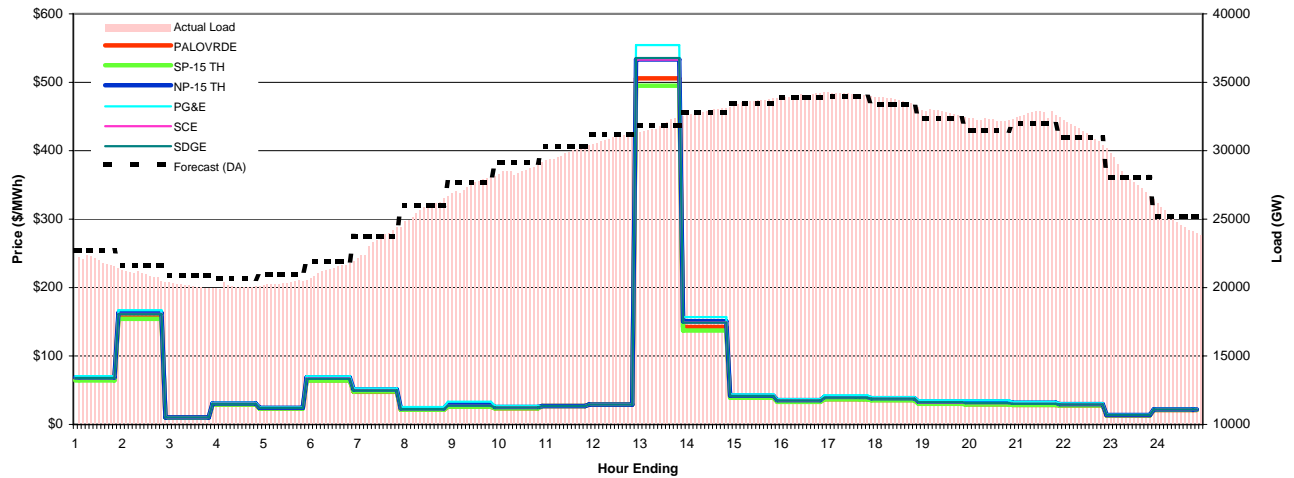
Day-Ahead Prices and Cleared Load

	HE1	HE2	HE3	HE4	HE5	HE6	HE7	HE8	HE9	HE10	HE11	HE12	HE13	HE14	HE15	HE16	HE17	HE18	HE19	HE20	HE21	HE22	HE23	HE24
PG&E	18.81	18.17	15.62	14.73	16.84	19.28	27.96	25.10	25.46	28.09	28.50	30.69	34.69	36.71	42.46	41.76	39.92	35.69	31.84	30.51	31.32	28.87	27.26	24.76
SCE	18.08	17.42	15.01	14.12	16.03	18.23	26.07	23.30	23.71	26.60	27.03	29.41	33.17	35.12	40.33	39.34	37.56	33.70	29.94	28.76	29.49	27.58	25.86	23.54
SDGE	18.16	17.55	15.09	14.19	16.09	18.25	25.83	23.36	23.84	26.77	27.21	29.71	33.59	35.58	40.25	39.00	37.49	34.26	30.41	29.23	29.36	27.74	26.07	23.69
NP-15 TH	18.38	17.75	15.25	14.38	16.44	18.82	27.18	24.35	24.66	27.12	27.43	29.48	33.25	35.17	40.62	39.97	38.22	34.21	30.65	29.41	30.14	27.90	26.48	24.13
SP-15 TH	17.16	16.54	14.26	13.42	15.26	17.37	24.86	22.19	22.51	25.24	25.52	27.81	31.41	32.79	37.65	36.75	35.19	31.66	28.05	26.89	27.42	26.12	24.55	22.32
PALOVPRDE	17.52	16.93	14.58	13.72	15.58	17.64	24.01	22.24	22.54	25.30	25.63	27.91	31.58	33.48	37.23	35.00	34.24	32.24	28.70	27.54	26.19	25.84	24.74	22.75
Forecast	22.7	21.6	20.9	20.6	21.0	21.9	23.8	26.0	27.7	29.1	30.3	31.2	31.8	32.8	33.5	33.9	33.9	33.4	32.4	31.5	32.0	30.9	28.1	25.2



Preliminary Real-Time Prices with Forecasted and Actual System Load

	HE1	HE2	HE3	HE4	HE5	HE6	HE7	HE8	HE9	HE10	HE11	HE12	HE13	HE14	HE15	HE16	HE17	HE18	HE19	HE20	HE21	HE22	HE23	HE24
Palovrde	65.36	156.12	9.98	29.33	23.34	64.43	47.73	21.44	25.91	23.65	26.80	28.92	505.88	142.43	39.65	33.27	37.04	35.79	30.71	29.58	28.57	27.74	13.03	21.05
sp15	64.39	154.22	9.83	28.97	23.11	64.18	48.08	21.51	25.92	23.71	26.80	28.92	495.06	137.26	39.01	32.90	36.61	35.31	30.27	29.30	28.48	27.88	13.37	21.21
np15	68.81	163.05	10.39	30.69	24.43	68.66	51.22	23.67	29.65	25.57	26.80	28.92	533.38	150.74	42.19	35.45	40.25	38.45	33.47	33.50	31.88	29.78	13.75	22.01
pgae	70.59	167.07	10.65	31.46	25.03	70.44	52.70	25.50	33.28	27.21	26.80	28.92	554.42	156.89	43.85	36.91	42.44	40.04	35.23	35.36	33.08	30.78	14.17	22.59
sce	67.72	161.67	10.31	30.32	24.15	67.01	50.18	22.53	27.28	24.84	26.80	28.92	533.13	148.99	41.73	34.98	38.90	37.56	32.25	31.10	30.13	29.25	13.75	21.95
sdge	67.74	161.21	10.31	30.27	24.08	66.58	49.84	22.54	27.29	24.87	26.80	28.92	535.40	148.61	41.71	35.08	39.04	37.65	32.42	31.14	30.20	29.31	13.70	21.93
Forecast-Load	0.8	0.8	0.8	0.6	0.6	0.4	0.1	0.1	0.0	0.4	0.4	0.1	-0.2	-0.2	-0.2	-0.2	-0.2	-0.2	-0.4	-0.8	-0.7	-0.2	0.4	0.5
Load	21.88	20.85	20.10	20.10	20.40	21.49	23.69	25.97	27.67	28.68	29.93	31.05	32.02	32.97	33.68	34.11	34.12	33.59	32.74	32.28	32.66	31.12	27.67	24.65



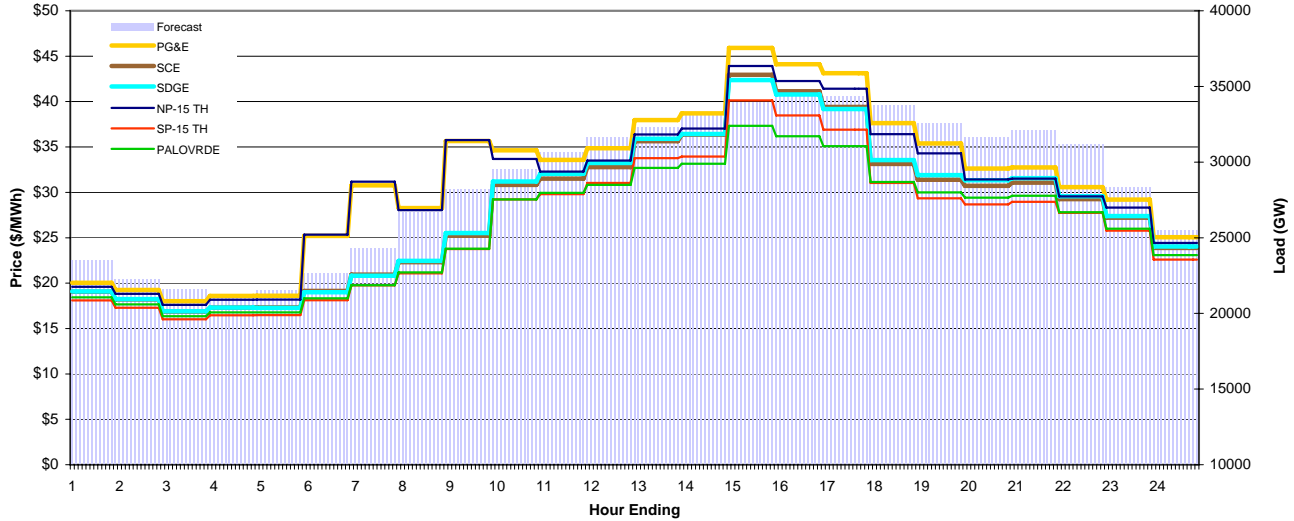
CAISO Daily Report

Delivery Day: 20090528

Price Color Codes: <=0 >=100 >=200

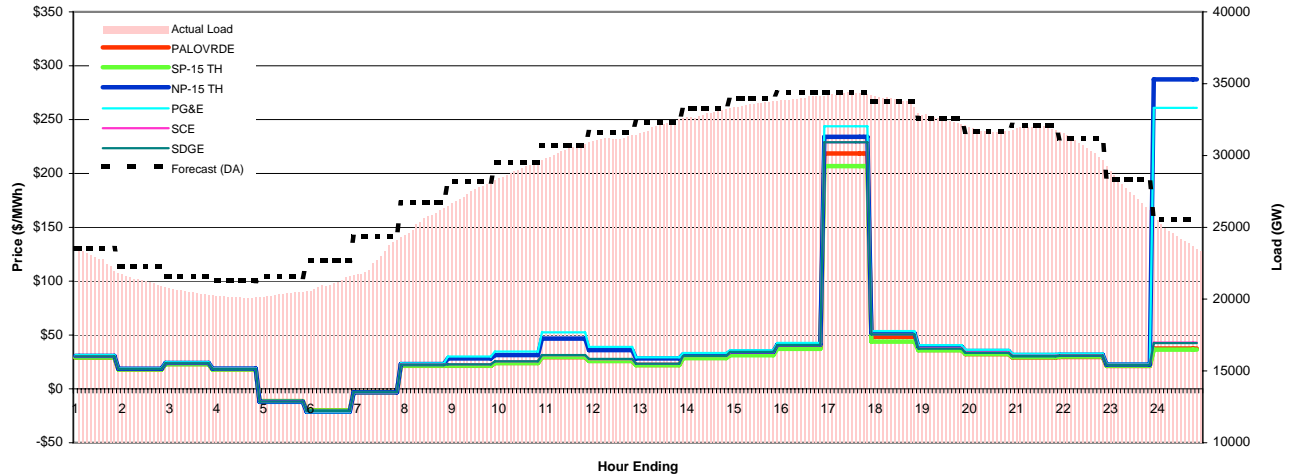
Day-Ahead Prices and Cleared Load

	HE1	HE2	HE3	HE4	HE5	HE6	HE7	HE8	HE9	HE10	HE11	HE12	HE13	HE14	HE15	HE16	HE17	HE18	HE19	HE20	HE21	HE22	HE23	HE24
PG&E	20.04	19.25	18.01	18.60	18.62	25.20	30.78	28.27	35.66	34.64	33.58	34.86	37.97	38.70	45.92	44.11	43.13	37.63	35.39	32.62	32.75	30.57	29.20	25.06
SCE	19.04	18.21	16.86	17.31	17.32	19.13	20.93	22.32	25.22	30.83	31.51	32.79	35.64	36.35	42.96	41.13	39.41	33.13	31.39	30.72	31.07	29.26	27.22	23.88
SDGE	19.08	18.23	16.89	17.32	17.27	19.00	20.81	22.45	25.52	31.19	32.04	33.25	35.91	36.44	42.37	40.78	39.18	33.56	31.89	31.33	31.56	29.57	27.39	24.04
NP-15 TH	19.60	18.82	17.60	18.16	18.18	25.34	31.18	28.05	35.76	33.69	32.28	33.50	36.37	37.02	43.93	42.27	41.41	36.42	34.29	31.43	31.51	29.55	28.33	24.42
SP-15 TH	18.10	17.28	16.01	16.45	16.49	18.12	19.76	21.07	23.76	29.22	29.80	31.04	33.76	33.94	40.13	38.47	36.91	31.04	29.34	28.68	28.96	27.75	25.78	22.59
PALOVDRDE	18.44	17.66	16.36	16.78	16.79	18.33	19.78	21.18	23.80	29.23	29.94	30.82	32.69	33.14	37.32	36.19	35.09	31.13	30.00	29.41	29.62	27.81	26.00	23.08
Forecast	23.5	22.3	21.6	21.3	21.5	22.7	24.3	26.7	28.2	29.5	30.7	31.6	32.3	33.3	34.0	34.4	34.4	33.7	32.6	31.6	32.1	31.2	28.3	25.5



Preliminary Real-Time Prices with Forecasted and Actual System Load

	HE1	HE2	HE3	HE4	HE5	HE6	HE7	HE8	HE9	HE10	HE11	HE12	HE13	HE14	HE15	HE16	HE17	HE18	HE19	HE20	HE21	HE22	HE23	HE24
Palovrde	29.06	18.03	23.03	18.14	-11.43	-19.90	-2.99	21.47	21.49	24.09	29.43	26.05	22.25	28.90	32.48	38.78	218.49	48.28	36.10	32.34	29.15	29.60	21.35	37.50
sp15	29.22	17.99	22.97	18.09	-11.40	-19.99	-3.03	21.54	21.63	23.94	29.59	25.93	22.06	28.51	31.24	37.15	206.85	43.83	35.88	32.45	29.43	30.07	21.52	36.48
np15	30.71	18.82	24.11	18.96	-11.99	-21.12	-3.28	23.03	28.22	31.40	46.69	36.05	28.22	32.02	34.53	41.15	233.93	51.85	39.29	35.16	31.42	31.68	22.60	287.28
pgae	31.45	19.26	24.71	19.44	-12.29	-21.64	-3.36	23.64	30.05	34.65	52.50	38.95	29.37	33.30	35.89	42.76	243.77	53.73	40.58	36.33	32.57	32.78	23.28	260.93
sce	30.27	18.69	23.89	18.82	-11.85	-20.80	-3.14	22.63	22.75	25.59	31.26	27.55	23.22	30.50	34.11	40.62	228.93	50.62	37.91	34.07	30.84	31.28	22.47	42.92
sdge	30.14	18.66	23.75	18.68	-11.78	-20.56	-3.10	22.46	22.74	25.58	31.35	27.84	23.45	30.66	34.30	40.80	228.90	50.52	37.39	33.55	30.49	31.00	22.38	42.49
Forecast-Load	0.9	1.1	1.2	1.1	1.2	1.5	1.2	1.0	0.5	0.4	0.2	0.4	0.1	0.3	0.4	0.3	0.1	0.1	0.2	-0.1	0.2	0.9	1.3	1.4
Load	22.63	21.17	20.43	20.12	20.38	21.19	23.13	25.72	27.63	29.15	30.47	31.24	32.18	32.97	33.62	34.03	34.28	33.66	32.42	31.70	31.90	30.32	27.08	24.11



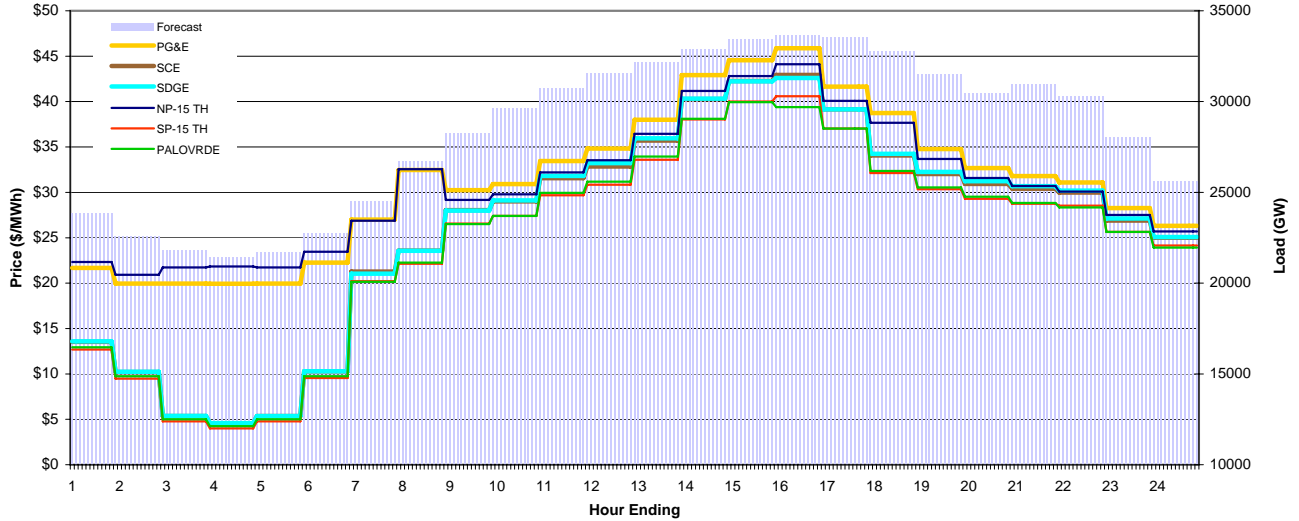
CAISO Daily Report

Delivery Day: 20090529

Price Color Codes: <=0 >=100 >=200

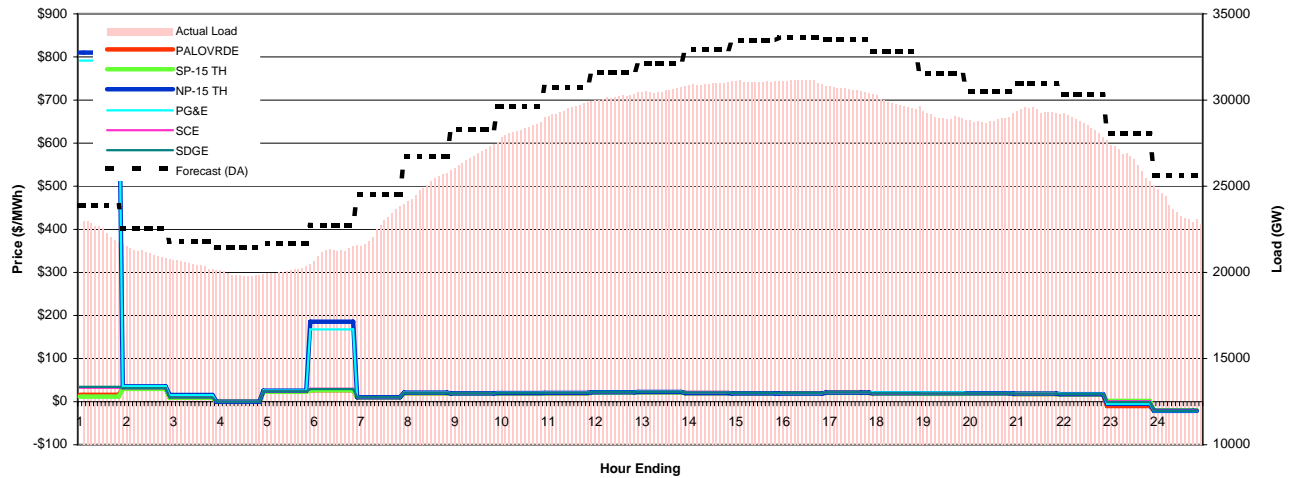
Day-Ahead Prices and Cleared Load

	HE1	HE2	HE3	HE4	HE5	HE6	HE7	HE8	HE9	HE10	HE11	HE12	HE13	HE14	HE15	HE16	HE17	HE18	HE19	HE20	HE21	HE22	HE23	HE24
PG&E	21.68	19.95	19.95	19.94	19.95	22.27	27.00	32.47	30.24	30.91	33.45	34.83	38.00	42.92	44.55	45.88	41.64	38.73	34.77	32.67	31.79	31.09	28.26	26.32
SCE	13.54	10.20	5.36	4.57	5.35	10.30	21.28	23.58	28.04	29.00	31.57	32.86	35.71	40.27	42.26	42.93	39.13	34.06	32.02	30.94	30.41	29.98	26.90	25.00
SDGE	13.58	10.23	5.37	4.58	5.36	10.29	21.05	23.57	27.99	29.11	31.81	33.21	35.95	40.33	42.23	42.60	39.14	34.24	32.26	31.23	30.69	30.18	27.13	25.08
NP-15 TH	22.33	20.92	21.73	21.84	21.73	23.46	26.87	32.55	29.18	29.79	32.20	33.54	36.45	41.17	42.80	44.12	40.08	37.67	33.68	31.58	30.70	30.08	27.51	25.70
SP-15 TH	12.69	9.47	4.77	4.01	4.78	9.55	20.22	22.13	26.56	27.41	29.68	30.85	33.59	38.04	40.01	40.59	37.02	32.12	30.35	29.30	28.74	28.54	25.64	24.14
PALOVPRDE	12.93	9.75	5.00	4.24	5.00	9.75	20.15	22.25	26.50	27.40	29.95	31.18	33.95	38.11	39.94	39.40	37.02	32.35	30.53	29.52	28.84	28.33	25.64	23.91
Forecast	23.9	22.6	21.8	21.4	21.7	22.7	24.5	26.7	28.3	29.7	30.8	31.6	32.1	32.9	33.4	33.6	33.5	32.8	31.5	30.5	31.0	30.3	28.1	25.6



Preliminary Real-Time Prices with Forecasted and Actual System Load

	HE1	HE2	HE3	HE4	HE5	HE6	HE7	HE8	HE9	HE10	HE11	HE12	HE13	HE14	HE15	HE16	HE17	HE18	HE19	HE20	HE21	HE22	HE23	HE24
Palovrde	15.88	29.94	9.16	0.06	23.17	26.47	10.22	19.69	18.35	19.09	19.52	20.93	21.73	19.95	19.18	18.80	20.69	18.52	18.44	18.74	17.81	16.74	-9.99	-20.37
sp15	11.81	29.57	9.03	0.07	22.98	26.52	10.25	19.73	18.43	19.18	19.50	20.78	21.43	19.70	18.90	18.46	20.45	18.34	18.24	18.62	17.78	16.71	1.88	-20.11
np15	810.14	35.67	15.60	0.03	25.50	185.63	10.38	20.97	19.38	20.03	20.38	21.71	22.37	20.01	19.21	18.91	21.17	19.68	19.71	19.46	18.66	17.46	-4.95	-21.39
pgae	791.39	35.96	15.13	0.04	26.00	167.56	10.49	21.56	20.00	20.73	21.14	22.58	23.25	20.86	20.03	19.63	21.98	21.52	21.29	20.14	20.01	18.32	-4.96	-22.00
sce	32.14	30.97	9.53	0.06	23.95	29.97	10.41	20.73	19.40	20.21	20.60	22.05	22.76	20.91	20.09	19.57	21.62	19.34	19.23	19.60	18.71	17.60	1.08	-21.06
sdge	34.42	30.95	9.50	0.07	23.86	29.38	10.37	20.69	19.39	20.26	20.69	22.22	22.99	21.13	20.32	19.76	21.76	19.42	19.34	19.74	18.91	17.72	-0.69	-21.19
Forecast-Load	1.5	1.5	1.4	1.6	1.5	1.4	1.5	1.5	1.3	1.2	1.2	1.4	1.6	2.0	2.4	2.6	3.0	3.1	2.5	1.6	1.6	1.9	1.9	2.2
Load	22.32	21.03	20.39	19.85	20.18	21.31	22.99	25.26	26.96	28.44	29.58	30.22	30.59	30.95	31.06	31.04	30.54	29.69	28.98	28.89	29.35	28.37	26.17	23.42



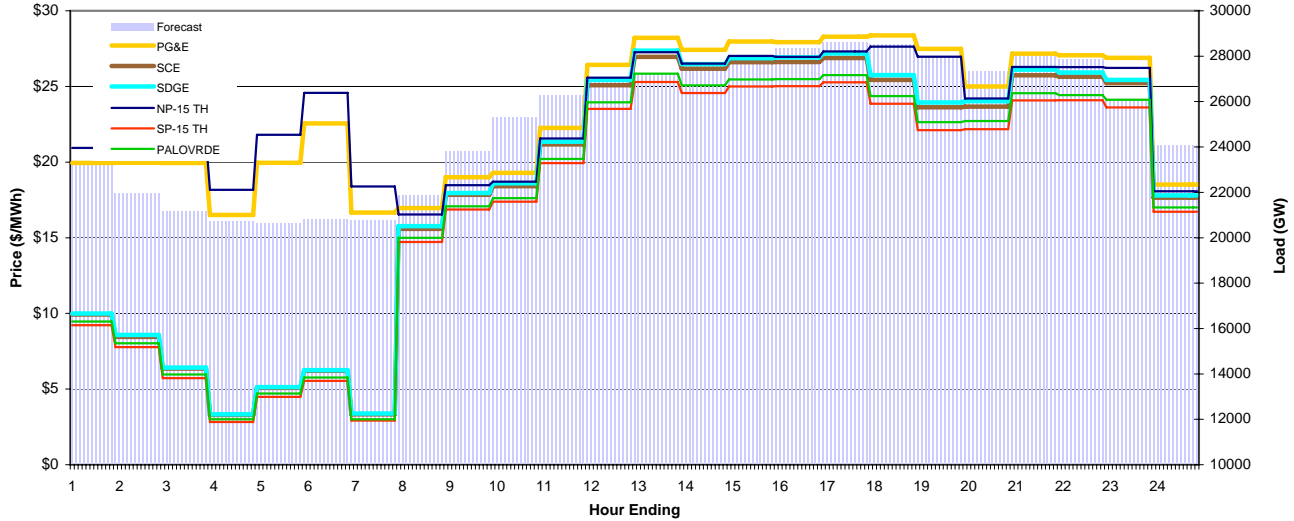
CAISO Daily Report

Delivery Day: 20090530

Price Color Codes: <=0 >=100 >=200

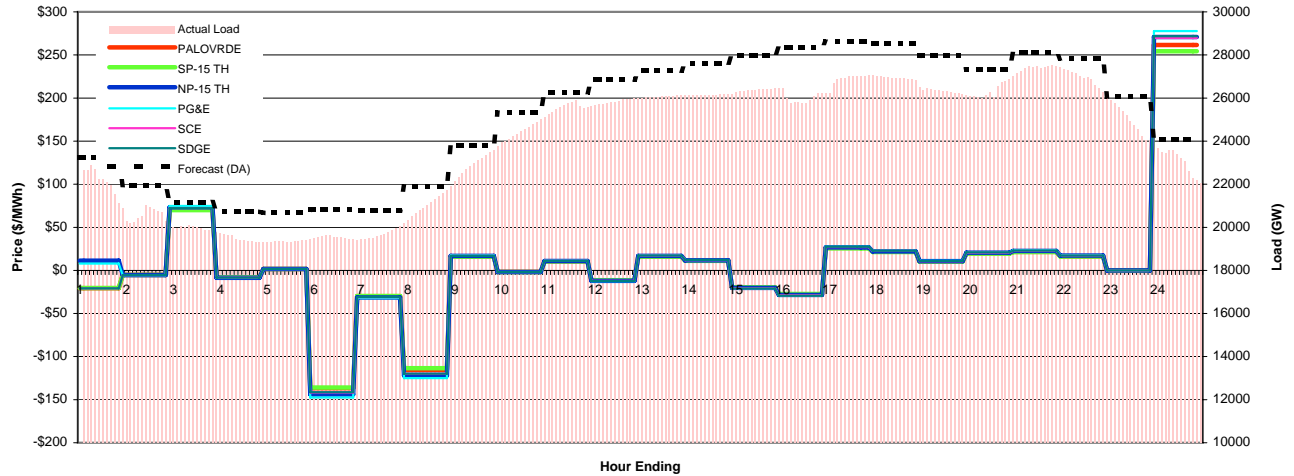
Day-Ahead Prices and Cleared Load

	HE1	HE2	HE3	HE4	HE5	HE6	HE7	HE8	HE9	HE10	HE11	HE12	HE13	HE14	HE15	HE16	HE17	HE18	HE19	HE20	HE21	HE22	HE23	HE24
PG&E	19.95	19.95	19.95	16.51	19.95	22.56	16.67	16.96	19.00	19.29	22.26	26.43	28.21	27.42	27.97	27.92	28.29	28.37	27.48	24.99	27.17	27.06	26.90	18.52
SCE	9.93	8.45	6.35	3.29	5.07	6.21	3.33	15.59	17.84	18.41	21.17	25.08	26.96	26.17	26.60	26.62	26.88	25.43	23.63	23.66	25.74	25.64	25.23	17.65
SDGE	9.99	8.58	6.42	3.33	5.13	6.25	3.38	15.77	17.96	18.60	21.35	25.43	27.37	26.48	26.87	26.92	27.19	25.75	23.94	24.03	26.11	25.91	25.43	17.80
NP-15 TH	20.93	21.19	21.54	18.17	21.81	24.57	18.39	16.54	18.48	18.71	21.56	25.58	27.26	26.51	27.02	26.95	27.32	27.63	26.97	24.21	26.29	26.28	26.22	18.07
SP-15 TH	9.23	7.77	5.72	2.82	4.48	5.54	2.91	14.71	16.87	17.38	19.94	23.52	25.30	24.57	24.99	25.02	25.27	23.85	22.11	22.18	24.08	24.09	23.61	16.72
PALOVPRDE	9.46	8.03	5.96	3.00	4.71	5.76	3.00	15.00	17.08	17.61	20.21	23.96	25.84	25.07	25.47	25.48	25.75	24.36	22.64	22.71	24.56	24.42	24.12	17.00
Forecast	23.3	22.0	21.2	20.7	20.7	20.8	20.8	21.9	23.8	25.3	26.3	26.9	27.3	27.6	28.0	28.3	28.6	28.5	28.0	27.3	28.1	27.9	26.1	24.1



Preliminary Real-Time Prices with Forecasted and Actual System Load

	HE1	HE2	HE3	HE4	HE5	HE6	HE7	HE8	HE9	HE10	HE11	HE12	HE13	HE14	HE15	HE16	HE17	HE18	HE19	HE20	HE21	HE22	HE23	HE24
Palovrde	-20.64	-5.19	70.47	-8.17	1.67	-136.72	-29.87	-115.27	16.12	-1.80	10.53	-11.60	16.32	11.41	-19.91	-27.84	26.15	21.75	10.38	19.82	21.56	16.28	-0.03	261.55
sp15	-20.52	-5.20	70.02	-8.11	1.65	-135.92	-29.69	-113.46	15.99	-1.81	10.45	-11.45	15.99	11.17	-19.52	-27.31	25.67	21.36	10.21	19.47	21.30	16.04	0.01	254.39
np15	11.24	-5.41	73.33	-8.49	1.68	-143.98	-31.50	-122.09	16.87	-1.86	10.99	-12.16	16.84	11.66	-20.24	-28.38	26.61	22.09	10.70	20.53	22.58	17.26	-0.01	270.83
pgae	7.99	-5.55	74.71	-8.67	1.72	-147.47	-32.22	-124.94	17.35	-1.92	11.35	-12.54	17.38	12.04	-20.91	-29.31	27.47	22.82	11.05	21.17	23.29	17.77	0.00	277.70
sce	-20.90	-5.39	72.34	-8.44	1.72	-141.65	-30.97	-119.73	16.84	-1.88	11.04	-12.14	17.00	11.84	-20.68	-28.90	27.16	22.59	10.80	20.64	22.62	17.05	0.02	269.67
sdge	-20.88	-5.37	72.17	-8.41	1.72	-141.24	-30.92	-119.84	16.94	-1.89	11.14	-12.31	17.21	12.01	-20.99	-29.33	27.42	22.84	10.90	20.91	23.00	17.31	0.01	271.85
Forecast-Load	1.3	1.5	1.3	1.3	1.3	1.3	1.0	0.6	0.7	0.7	0.6	1.0	1.2	1.5	1.6	2.4	1.7	1.7	1.7	0.9	0.7	1.1	1.4	1.2
Load	21.96	20.49	19.92	19.42	19.36	19.51	19.79	21.24	23.14	24.61	25.62	25.86	26.07	26.15	26.39	25.98	26.95	26.83	26.27	26.46	27.42	26.72	24.65	22.89



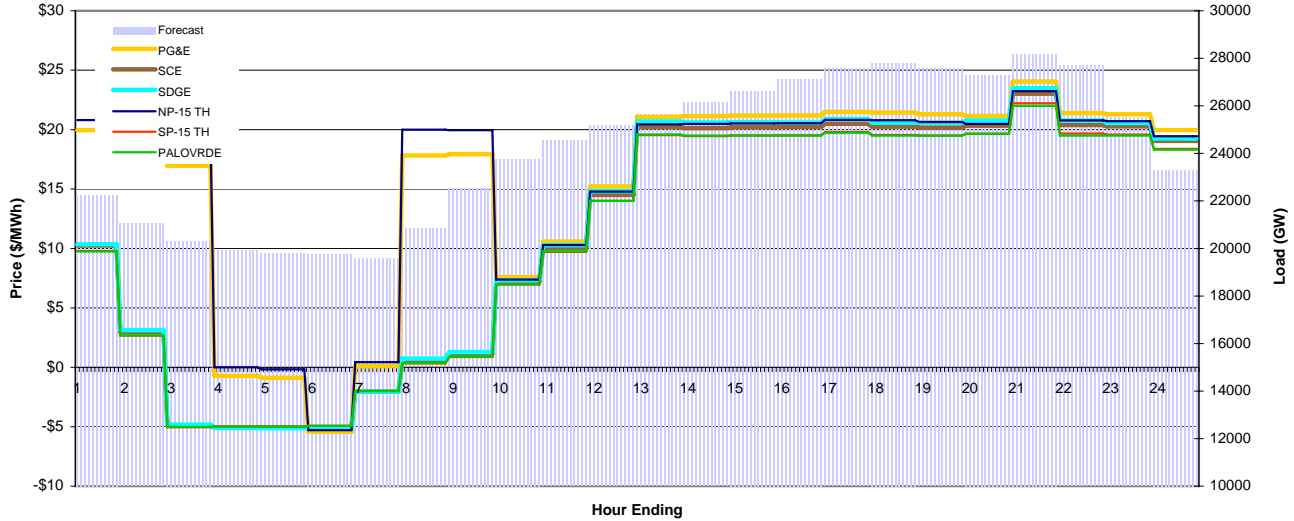
CAISO Daily Report

Delivery Day: 20090531

Price Color Codes: <=0 >=100 >=200

Day-Ahead Prices and Cleared Load

	HE1	HE2	HE3	HE4	HE5	HE6	HE7	HE8	HE9	HE10	HE11	HE12	HE13	HE14	HE15	HE16	HE17	HE18	HE19	HE20	HE21	HE22	HE23	HE24
PG&E	19.95	19.94	16.96	-0.73	-0.88	-5.42	0.09	17.83	17.93	7.59	10.59	15.22	21.08	21.14	21.18	21.19	21.49	21.44	21.30	21.14	24.04	21.40	21.29	19.95
SCE	10.24	2.98	-4.89	-5.08	-5.08	-5.09	-2.03	0.57	1.15	7.20	10.05	14.50	20.21	20.14	20.20	20.22	20.49	20.25	20.18	20.33	23.03	20.39	20.28	19.05
SDGE	10.36	3.13	-4.82	-5.11	-5.11	-5.13	-2.04	0.73	1.28	7.33	10.27	14.81	20.68	20.60	20.62	20.60	20.87	20.59	20.57	20.76	23.49	20.76	20.56	19.25
NP-15 TH	20.80	21.99	19.93	0.01	-0.17	-5.28	0.44	20.00	19.96	7.38	10.29	14.79	20.44	20.48	20.52	20.54	20.81	20.79	20.64	20.48	23.25	20.78	20.71	19.45
SP-15 TH	9.79	2.67	-5.04	-4.98	-4.99	-4.93	-2.00	0.32	0.86	6.96	9.71	14.01	19.54	19.46	19.51	19.53	19.79	19.55	19.50	19.66	22.22	19.67	19.57	18.38
PALOVPRDE	9.75	2.68	-5.00	-5.00	-5.00	-4.93	-2.00	0.36	0.89	6.99	9.76	14.00	19.59	19.50	19.50	19.50	19.75	19.50	19.50	19.64	22.00	19.50	19.50	18.32
Forecast	22.2	21.0	20.3	19.9	19.8	19.8	19.6	20.8	22.5	23.8	24.5	25.2	25.6	26.1	26.6	27.1	27.6	27.8	27.6	27.3	28.2	27.7	25.5	23.3



Preliminary Real-Time Prices with Forecasted and Actual System Load

	HE1	HE2	HE3	HE4	HE5	HE6	HE7	HE8	HE9	HE10	HE11	HE12	HE13	HE14	HE15	HE16	HE17	HE18	HE19	HE20	HE21	HE22	HE23	HE24	
Palovrde	12.00	19.78	59.46	-20.76	12.51	-15.64	11.80	15.31	19.60	21.20	-13.91	-0.64	20.18	17.32	-0.30	14.50	17.85	21.73	21.44	11.74	22.33	22.79	11.04	13.08	
sp15	12.04	19.71	59.08	-20.68	12.47	-15.78	11.82	15.41	19.82	21.48	-14.11	-0.66	20.19	17.36	-0.31	14.48	17.89	21.79	21.52	11.84	22.64	23.08	11.10	13.14	
np15	12.60	20.43	61.59	-21.57	12.94	-16.54	12.33	16.12	20.75	22.22	-14.70	-0.79	20.82	18.03	-0.33	14.74	18.25	22.33	22.14	12.18	23.31	24.15	11.72	13.84	
pgae	12.95	21.01	63.27	-22.16	13.29	-16.98	12.65	16.53	21.34	22.91	-15.16	-0.80	21.50	18.59	-0.34	15.24	18.88	23.11	22.89	12.60	24.10	24.92	12.07	14.22	
sce	12.43	20.33	60.95	-21.36	12.89	-16.32	12.23	15.95	20.54	22.24	-14.59	-0.68	20.83	17.93	-0.32	14.96	18.49	22.50	22.21	12.21	23.37	23.84	11.48	13.60	
sdge	12.50	20.47	61.54	-21.48	12.97	-16.34	12.30	16.04	20.65	22.36	-14.69	-0.67	21.19	18.19	-0.33	15.19	18.71	22.75	22.50	12.42	23.82	24.19	11.63	13.66	
Forecast-Load	1.4	1.5	1.4	1.5	1.5	1.5	1.5	1.4	1.6	1.5	1.4	1.4	1.4	1.4	1.5	1.6	1.6	1.6	1.6	1.4	0.9	0.4	0.8	1.1	1.3
Load	20.85	19.50	18.93	18.40	18.31	18.23	18.13	19.40	20.98	22.22	23.15	23.77	24.23	24.70	25.12	25.56	25.93	26.15	26.22	26.43	27.76	26.91	24.40	21.98	

