

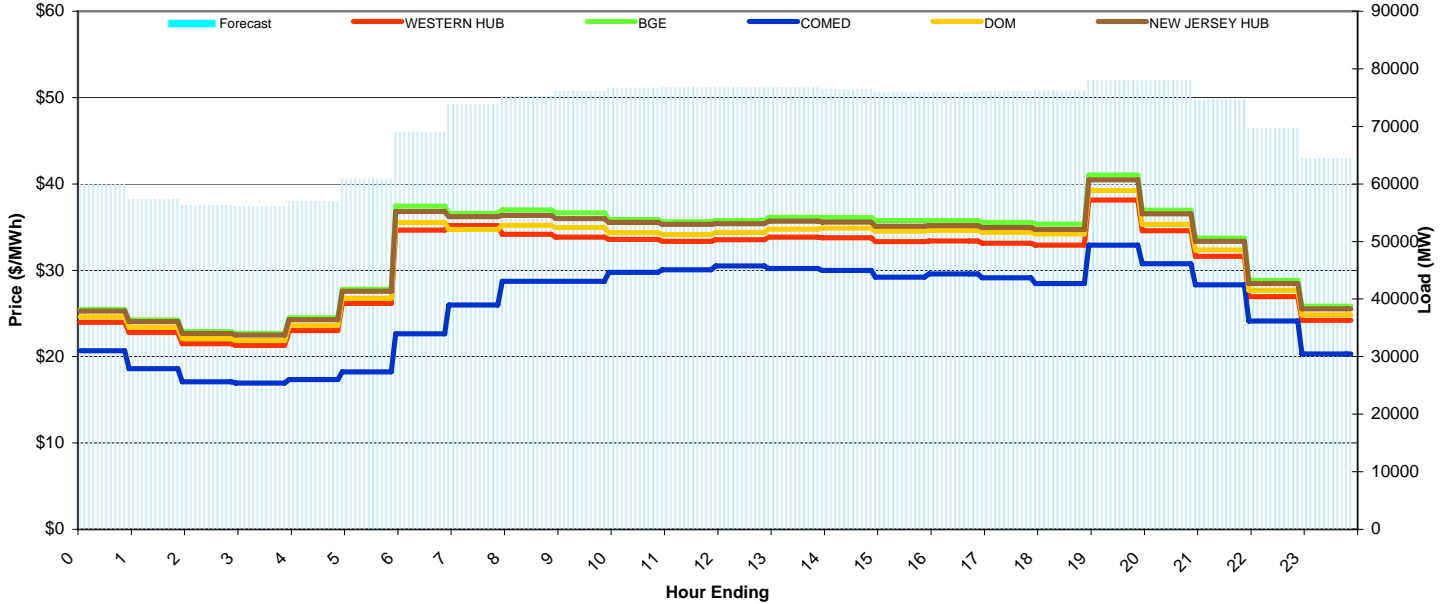
PJM Daily Report

Thursday October 01, 2009

Price Color Codes: ≤0 ≥100 ≥200

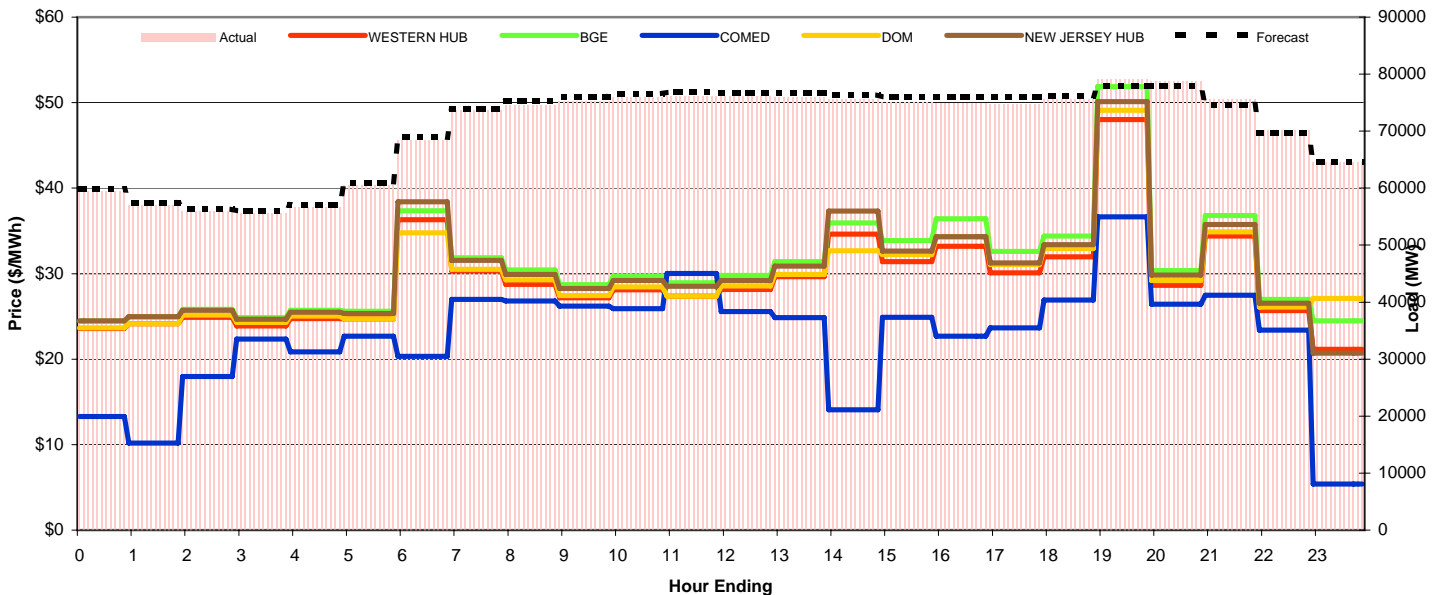
Day-Ahead Prices and Forecast Load

	HE1	HE2	HE3	HE4	HE5	HE6	HE7	HE8	HE9	HE10	HE11	HE12	HE13	HE14	HE15	HE16	HE17	HE18	HE19	HE20	HE21	HE22	HE23	HE24	avg all/peak
WESTERN HUB	23.98	22.79	21.50	21.30	23.01	26.17	34.65	35.19	34.17	33.82	33.58	33.37	33.53	33.84	33.76	33.33	33.38	33.13	32.92	38.12	34.58	31.60	26.92	24.19	31 / 33
BGE	25.465	24.25	22.9	22.69	24.489	27.808	37.435	36.59	36.995	36.641	35.88	35.603	35.769	36.141	36.098	35.75	35.77	35.543	35.358	41.009	36.936	33.735	28.832	25.837	33 / 36
COMED	20.697	18.618	17.083	16.935	17.338	18.251	22.65	25.969	28.731	28.73	29.761	30.056	30.49	30.188	29.965	29.207	29.556	29.127	28.469	32.927	30.772	28.321	24.116	20.304	26 / 29
DOM	24.613	23.393	22.083	21.877	23.598	26.766	35.527	34.738	35.202	34.933	34.345	34.141	34.388	34.768	34.877	34.549	34.621	34.383	34.222	39.253	35.316	32.371	27.698	24.83	31 / 34
NEW JERSEY HUB	25.27	24.04	22.69	22.48	24.27	27.58	36.79	36.21	36.35	35.99	35.55	35.31	35.39	35.70	35.56	35.11	35.16	34.94	34.71	40.48	36.54	33.34	28.47	25.55	32 / 35
DA Forecast	59.9	57.4	56.3	56.0	57.1	60.8	68.9	73.9	75.3	76.1	76.6	76.8	76.7	76.7	76.4	75.9	75.9	76.1	76.2	77.9	78.0	74.7	69.6	64.5	71 / 76



Preliminary Real-Time Prices with Forecasted and Actual System Load

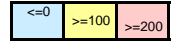
	HE1	HE2	HE3	HE4	HE5	HE6	HE7	HE8	HE9	HE10	HE11	HE12	HE13	HE14	HE15	HE16	HE17	HE18	HE19	HE20	HE21	HE22	HE23	HE24	avg all/peak
WESTERN HUB	23.60	24.13	24.87	23.89	24.73	24.69	36.30	30.32	28.76	27.18	28.12	27.38	28.13	29.63	34.62	31.39	33.20	30.09	31.98	48.01	28.63	34.40	25.69	21.14	29 / 31
BGE	24.454	24.944	25.821	24.87	25.705	25.617	37.369	31.836	30.421	28.716	29.719	28.95	29.785	31.395	35.951	33.872	36.431	32.589	34.395	51.876	30.35	36.781	26.975	24.481	31 / 33
COMED	13.301	10.182	17.979	22.334	20.832	22.664	20.328	26.976	26.79	26.198	25.898	30.002	25.567	24.853	14.081	24.892	22.685	23.664	26.902	36.646	26.425	27.488	23.384	5.3902	23 / 26
DOM	23.652	24.126	25.153	24.283	25.026	24.697	34.769	30.502	29.266	27.442	28.46	27.361	28.557	29.916	32.69	32.209	34.3	31.062	32.922	49.106	29.179	34.895	26.076	27.106	30 / 31
NEW JERSEY HUB	24.46	24.97	25.72	24.67	25.47	25.36	38.40	31.55	29.89	28.28	29.20	28.51	29.20	30.87	37.33	32.65	34.34	31.25	33.37	50.13	29.81	35.75	26.54	20.70	30 / 32
Percent Forecast	-0.76	-0.54	-0.56	-0.91	-0.84	-0.68	-0.66	-0.33	-1.08	-1.17	-0.96	-1.00	-0.83	-1.03	-1.10	-1.26	-1.54	-1.81	-0.86	1.56	0.93	1.20	0.62	-0.09	
RTLoad	59.422	57.068	56.004	55.508	56.579	60.435	68.463	73.617	74.448	75.206	75.839	76.048	76.104	75.95	75.549	75.003	74.768	74.717	75.519	79.175	78.683	75.6	70.067	64.435	



PJM Daily Report

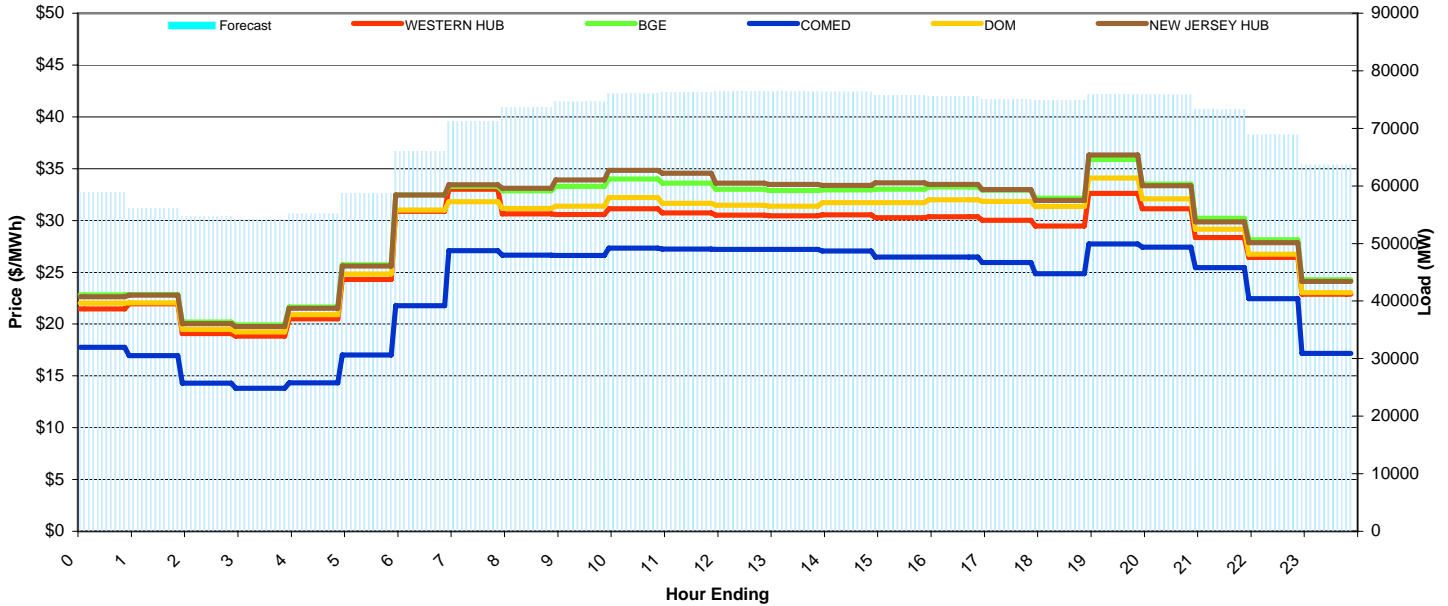
Friday October 02, 2009

Price Color Codes:



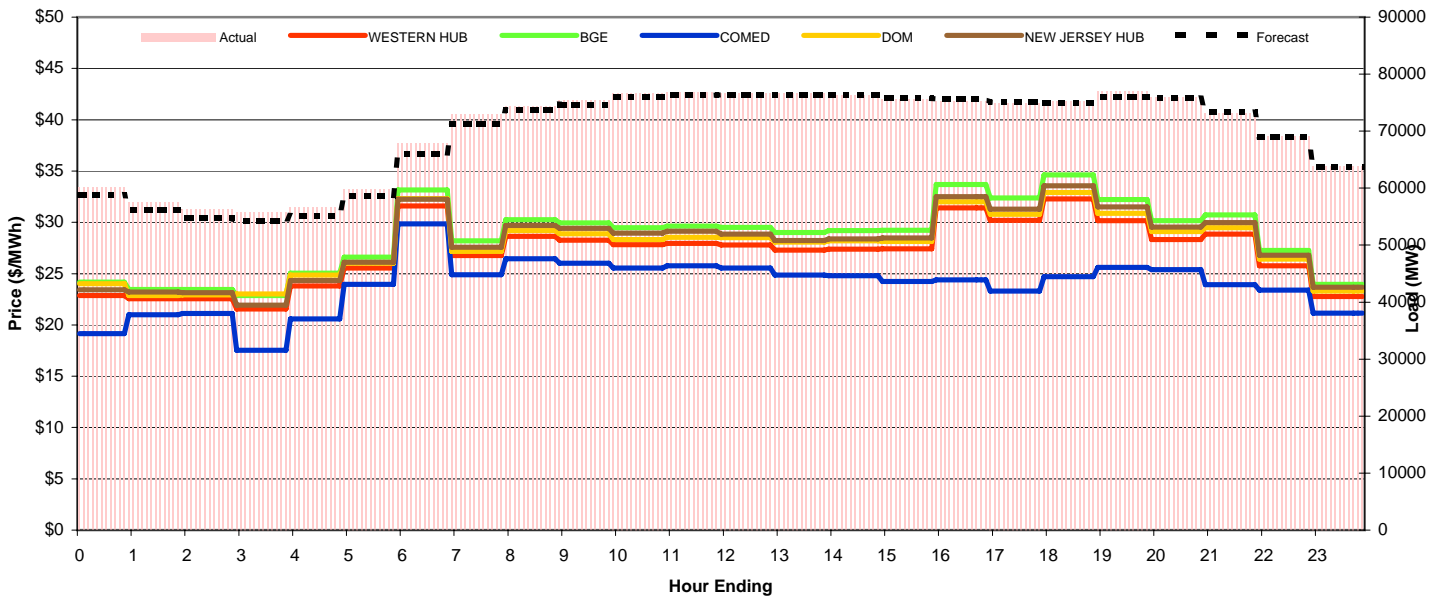
Day-Ahead Prices and Forecast Load

	HE1	HE2	HE3	HE4	HE5	HE6	HE7	HE8	HE9	HE10	HE11	HE12	HE13	HE14	HE15	HE16	HE17	HE18	HE19	HE20	HE21	HE22	HE23	HE24	avg all/peak
WESTERN HUB	21.47	21.94	19.08	18.85	20.50	24.30	30.90	33.01	30.64	30.59	31.12	30.72	30.51	30.44	30.55	30.27	30.35	30.02	29.47	32.62	31.14	28.34	26.43	22.89	28 / 30
BGE	22.826	22.86	20.2	19.925	21.659	25.741	32.465	33.297	32.855	33.28	33.992	33.59	33.005	32.888	32.954	33.028	33.236	32.918	32.151	35.893	33.517	30.194	28.149	24.273	30 / 33
COMED	17.751	16.952	14.301	13.795	14.341	17.006	21.763	27.095	26.657	26.614	27.346	27.23	27.209	27.208	27.053	26.464	26.477	25.946	24.852	27.722	27.412	25.438	22.466	17.168	23 / 26
DOM	22.028	22.058	19.488	19.232	20.898	24.838	31.015	31.796	31.148	31.387	32.202	31.656	31.457	31.387	31.719	31.714	31.989	31.832	31.362	34.102	32.085	29.138	26.75	23.033	29 / 31
NEW JERSEY HUB	22.65	22.78	20.04	19.78	21.52	25.59	32.46	33.46	33.11	33.90	34.85	34.55	33.61	33.48	33.40	33.64	33.49	32.98	31.94	36.32	33.35	29.86	27.87	24.13	30 / 33
DA Forecast	58.9	56.1	54.7	54.2	55.1	58.7	66.0	71.3	73.7	74.7	76.0	76.3	76.4	76.4	76.3	75.8	75.6	75.1	74.9	75.9	75.8	73.3	68.9	63.7	69 / 75



Preliminary Real-Time Prices with Forecasted and Actual System Load

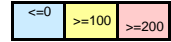
	HE1	HE2	HE3	HE4	HE5	HE6	HE7	HE8	HE9	HE10	HE11	HE12	HE13	HE14	HE15	HE16	HE17	HE18	HE19	HE20	HE21	HE22	HE23	HE24	avg all/peak
WESTERN HUB	22.86	22.55	22.55	21.55	23.81	25.56	31.59	26.75	28.64	28.27	27.83	27.96	27.79	27.29	27.40	27.41	31.40	30.19	32.28	30.16	28.33	28.84	25.75	22.78	27 / 29
BGE	24.163	23.447	23.443	22.865	25.036	26.6	33.143	28.191	30.243	29.937	29.473	29.639	29.505	29.018	29.202	29.233	33.681	32.388	34.631	32.234	30.16	30.734	27.256	23.967	29 / 30
COMED	19.139	21	21.122	17.535	20.581	23.949	29.862	24.901	26.457	26.019	25.561	25.776	25.539	24.847	24.799	24.249	24.401	23.311	24.705	25.621	25.377	23.915	23.386	21.146	24 / 25
DOM	24.013	22.867	22.927	23.01	24.864	26.015	32.327	27.159	29.185	28.884	28.336	28.526	28.504	28.071	28.183	28.137	32.001	30.783	32.898	30.866	29.108	29.462	26.412	23.298	28 / 29
NEW JERSEY HUB	23.41	23.21	23.14	21.93	24.32	26.10	32.26	27.58	29.69	29.40	28.96	29.12	28.86	28.22	28.39	28.48	32.49	31.30	33.57	31.51	29.54	29.97	26.81	23.66	28 / 30
Percent Forecast	2.13	2.58	2.89	2.84	2.48	1.92	2.61	2.24	0.84	1.02	0.84	0.61	0.31	0.36	-0.18	-0.22	-0.62	-0.16	0.36	1.44	0.20	-0.23	0.24	0.36	
RTLoad	60.144	57.572	56.293	55.811	56.536	59.841	67.799	72.891	74.302	75.42	76.671	76.755	76.677	76.686	76.211	75.599	75.151	74.97	75.178	77.05	75.977	73.155	69.037	63.887	



PJM Daily Report

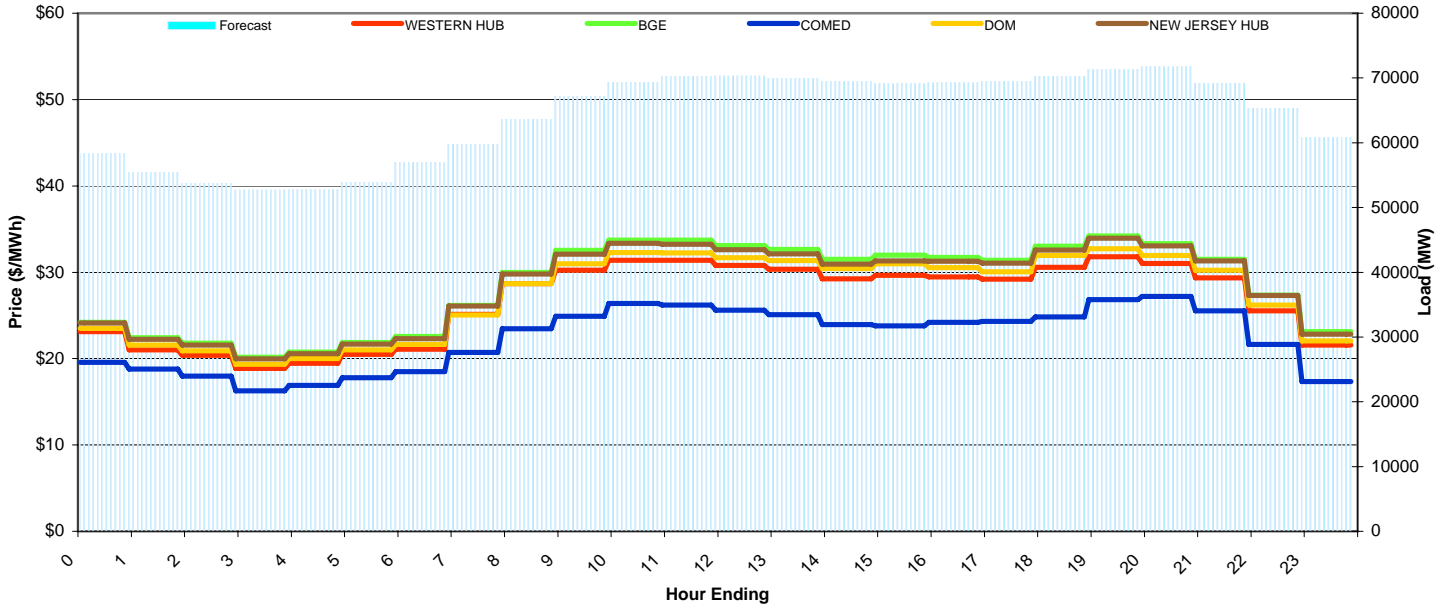
Saturday October 03, 2009

Price Color Codes:



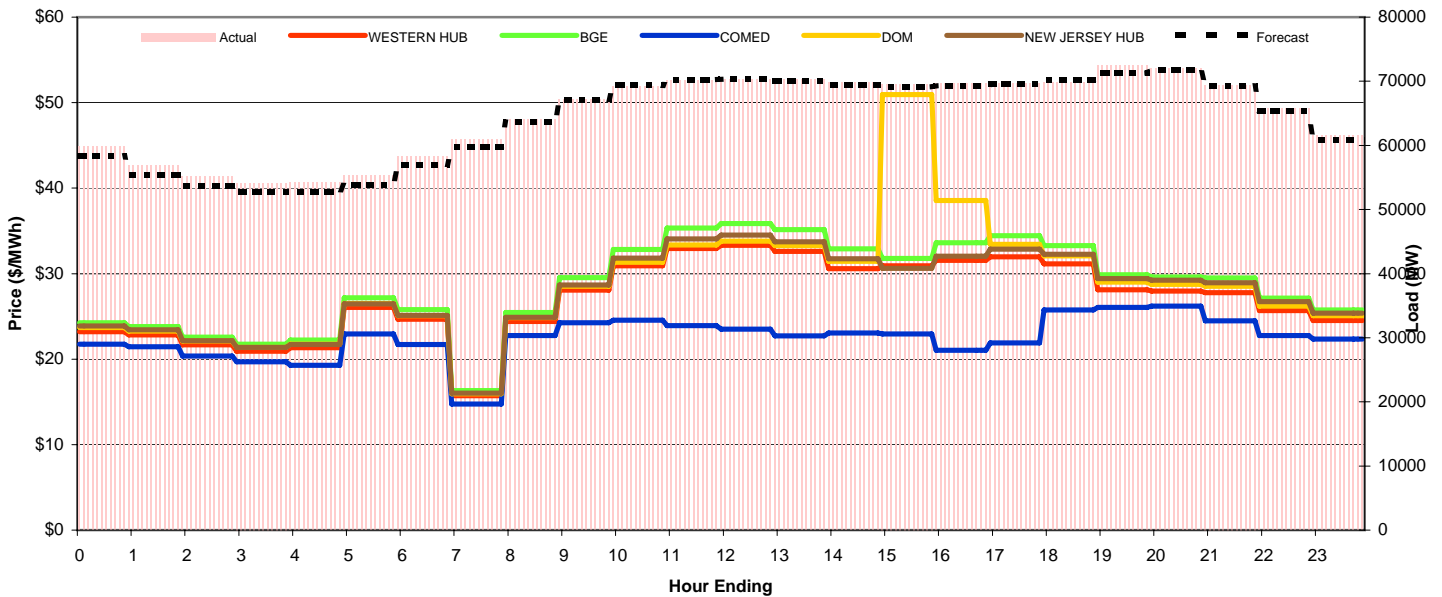
Day-Ahead Prices and Forecast Load

	HE1	HE2	HE3	HE4	HE5	HE6	HE7	HE8	HE9	HE10	HE11	HE12	HE13	HE14	HE15	HE16	HE17	HE18	HE19	HE20	HE21	HE22	HE23	HE24	avg all/peak
WESTERN HUB	23.11	21.03	20.38	18.87	19.45	20.48	21.10	25.13	28.67	30.25	31.40	31.38	30.79	30.36	29.25	29.65	29.47	29.20	30.59	31.80	31.02	29.36	25.53	21.56	27 / 30
BGE	24.192	22.426	21.793	20.151	20.763	21.866	22.556	26.163	29.994	32.554	33.709	33.718	33.088	32.633	31.49	31.965	31.709	31.394	33.006	34.22	33.307	31.506	27.338	23.111	29 / 32
COMED	19.58	18.772	17.978	16.268	16.893	17.8	18.497	20.723	23.473	24.917	26.371	26.202	25.62	25.09	23.924	23.778	24.203	24.318	24.834	26.825	27.212	25.533	21.634	17.331	22 / 25
DOM	23.512	21.58	20.911	19.349	20.017	20.999	21.644	25.065	28.692	30.971	32.292	32.243	31.677	31.363	30.428	30.969	30.523	30.071	31.952	32.726	31.95	30.232	26.185	22.068	27 / 30
NEW JERSEY HUB	24.11	22.22	21.57	19.99	20.58	21.68	22.32	26.09	29.78	32.09	33.37	33.25	32.60	32.13	30.93	31.32	31.30	31.07	32.59	33.95	33.05	31.31	27.31	22.84	28 / 31
DA Forecast	58.3	55.4	53.7	52.7	52.8	53.9	57.0	59.8	63.6	67.1	69.4	70.3	70.3	70.0	69.5	69.1	69.3	69.5	70.3	71.3	71.8	69.2	65.3	60.8	64 / 68



Preliminary Real-Time Prices with Forecasted and Actual System Load

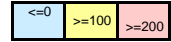
	HE1	HE2	HE3	HE4	HE5	HE6	HE7	HE8	HE9	HE10	HE11	HE12	HE13	HE14	HE15	HE16	HE17	HE18	HE19	HE20	HE21	HE22	HE23	HE24	avg all/peak
WESTERN HUB	23.19	22.81	21.66	20.94	21.34	26.06	24.68	15.70	24.41	28.06	30.90	32.94	33.30	32.60	30.59	30.92	31.56	31.95	31.13	28.12	27.96	27.77	25.68	24.53	27 / 29
BGE	24.257	23.791	22.553	21.752	22.222	27.185	25.793	16.316	25.449	29.52	32.829	35.325	35.85	35.156	32.886	31.795	33.626	34.44	33.275	29.882	29.623	29.49	27.125	25.77	29 / 31
COMED	21.761	21.449	20.374	19.671	19.269	22.937	21.725	14.759	22.751	24.247	24.553	23.913	23.519	22.725	23.055	22.944	21.026	21.886	25.742	26.041	26.216	24.484	22.773	22.339	23 / 23
DOM	23.68	23.291	22.127	21.373	21.732	26.495	25.08	15.954	24.846	28.514	31.323	33.341	33.785	33.267	31.425	50.94	38.552	33.418	32.079	28.998	28.744	28.508	26.212	25.081	29 / 31
NEW JERSEY HUB	23.89	23.42	22.15	21.36	21.72	26.47	25.12	16.02	24.87	28.68	31.82	34.07	34.53	33.74	31.73	30.61	32.02	32.87	32.27	29.40	29.22	28.93	26.72	25.40	28 / 30
Percent Forecast	2.44	2.45	2.61	2.59	2.65	2.62	2.08	1.89	0.67	0.00	-0.25	-0.25	0.01	0.37	0.58	0.62	0.54	0.18	-0.73	1.53	0.33	0.25	0.67	1.19	
RTLload	59.806	56.838	55.145	54.134	54.195	55.319	58.22	60.951	64.067	67.144	69.197	70.11	70.326	70.216	69.86	69.575	69.681	69.667	69.752	72.396	71.996	69.418	65.759	61.563	



PJM Daily Report

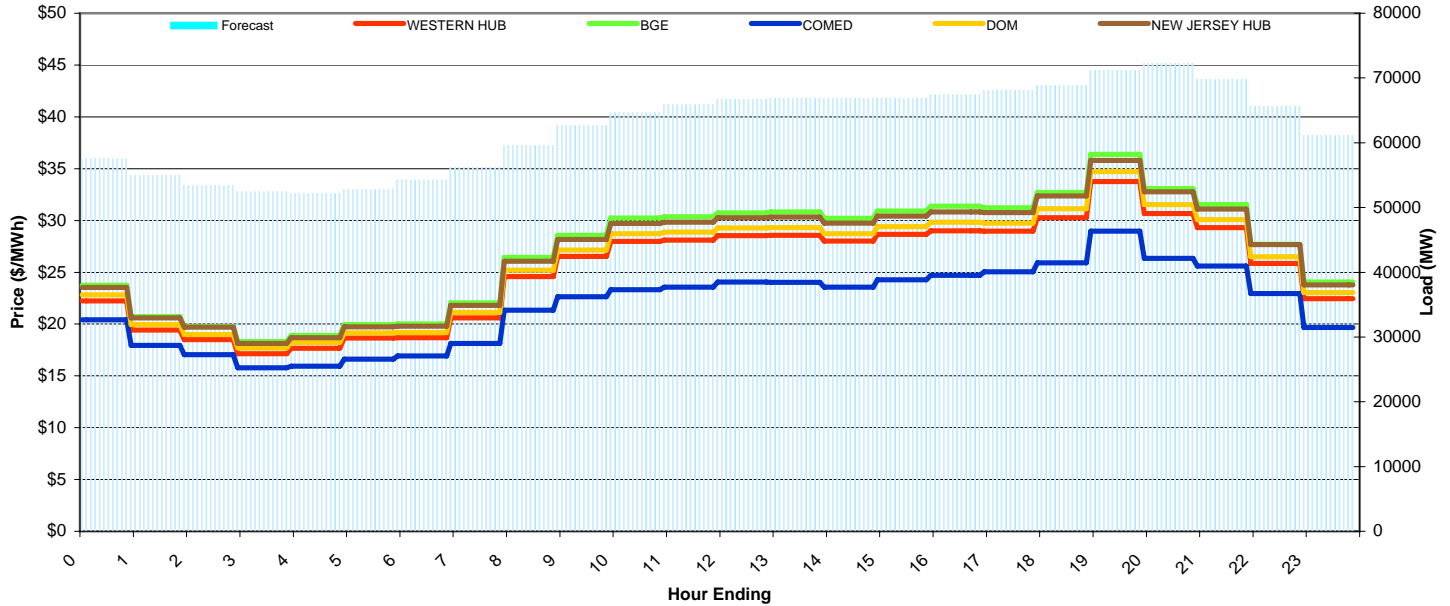
Sunday October 04, 2009

Price Color Codes:



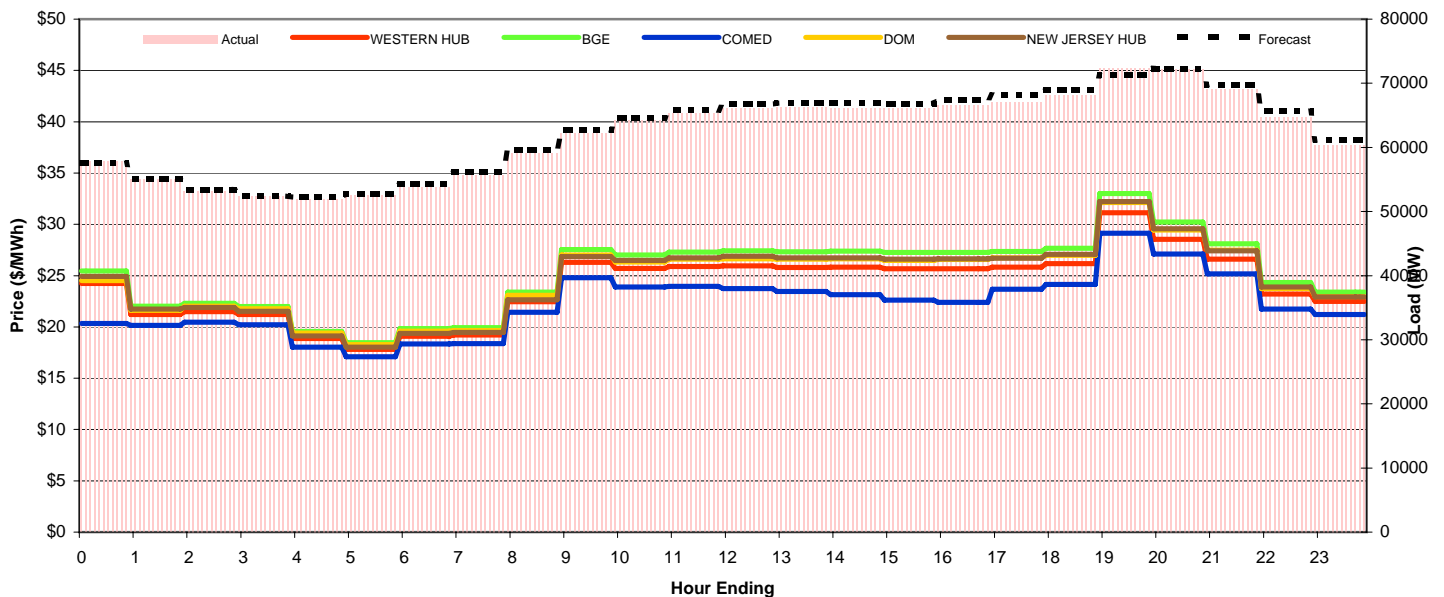
Day-Ahead Prices and Forecast Load

	HE1	HE2	HE3	HE4	HE5	HE6	HE7	HE8	HE9	HE10	HE11	HE12	HE13	HE14	HE15	HE16	HE17	HE18	HE19	HE20	HE21	HE22	HE23	HE24	avg all/peak
WESTERN HUB	22.22	19.44	18.51	17.15	17.68	18.65	18.69	20.59	24.59	26.52	27.99	28.10	28.54	28.57	28.02	28.65	28.99	28.97	30.26	33.74	30.65	29.31	25.85	22.46	25 / 28
BGE	23.737	20.735	19.764	18.325	18.887	19.936	20.02	22.05	26.422	28.568	30.229	30.37	30.739	30.812	30.199	30.924	31.372	31.23	32.696	36.381	33.081	31.519	27.711	24.066	27 / 30
COMED	20.408	17.936	17.035	15.793	15.934	16.626	16.938	18.12	21.35	22.65	23.324	23.574	24.055	24.042	23.563	24.261	24.709	25.045	25.915	28.956	26.337	25.611	22.934	19.663	22 / 24
DOM	22.815	19.957	19.007	17.703	18.225	19.138	19.167	21.121	25.188	27.135	28.722	28.871	29.268	29.318	28.729	29.412	29.82	29.742	31.128	34.701	31.53	30.085	26.507	23.051	26 / 29
NEW JERSEY HUB	23.55	20.59	19.69	18.12	18.68	19.72	19.79	21.80	26.07	28.15	29.72	29.85	30.28	30.33	29.74	30.42	30.81	30.75	32.35	35.81	32.75	31.09	27.68	23.78	27 / 30
DA Forecast	57.5	55.0	53.4	52.4	52.2	52.8	54.3	56.2	59.6	62.7	64.6	65.8	66.7	66.9	66.9	66.8	67.4	68.1	68.9	71.2	72.3	69.8	65.6	61.1	62 / 66



Preliminary Real-Time Prices with Forecasted and Actual System Load

	HE1	HE2	HE3	HE4	HE5	HE6	HE7	HE8	HE9	HE10	HE11	HE12	HE13	HE14	HE15	HE16	HE17	HE18	HE19	HE20	HE21	HE22	HE23	HE24	avg all/peak
WESTERN HUB	24.25	21.20	21.50	21.20	18.87	17.81	19.09	19.20	22.47	26.31	25.69	25.90	25.94	25.81	25.82	25.67	25.68	25.83	26.17	31.14	28.54	26.61	23.21	22.49	24 / 26
BGE	25.459	22.008	22.306	21.975	19.556	18.455	19.83	19.925	23.398	27.538	27	27.295	27.405	27.325	27.376	27.263	27.252	27.36	27.659	32.998	30.224	28.088	24.331	23.399	25 / 27
COMED	20.324	20.161	20.461	20.214	18.043	17.081	18.349	18.378	21.444	24.793	23.887	23.951	23.726	23.441	23.156	22.629	22.41	23.66	24.131	29.138	27.103	25.158	21.727	21.199	22 / 24
DOM	24.529	21.608	22.025	21.778	19.407	18.283	19.591	19.637	23.097	27.001	26.333	26.609	26.65	26.597	26.644	26.487	26.587	26.724	26.973	32.141	29.435	27.487	23.722	22.966	25 / 26
NEW JERSEY HUB	24.93	21.74	21.89	21.53	19.11	18.03	19.36	19.45	22.65	26.85	26.49	26.74	26.87	26.72	26.74	26.61	26.62	26.69	27.08	32.21	29.57	27.42	23.88	22.91	25 / 26
Percent Forecast	0.48	-0.10	-0.35	-0.23	-0.44	-0.49	-1.01	-0.83	-1.01	-0.82	-0.71	-0.77	-1.02	-1.14	-1.26	-1.16	-1.30	-1.62	-1.08	1.42	-0.11	-0.97	-1.33	-1.23	
RTLoad	57.775	54.944	53.183	52.29	51.956	52.519	53.734	55.703	58.982	62.164	64.178	65.343	66.043	66.177	66.071	66.072	66.545	67.021	68.169	72.247	72.199	69.112	64.743	60.383	



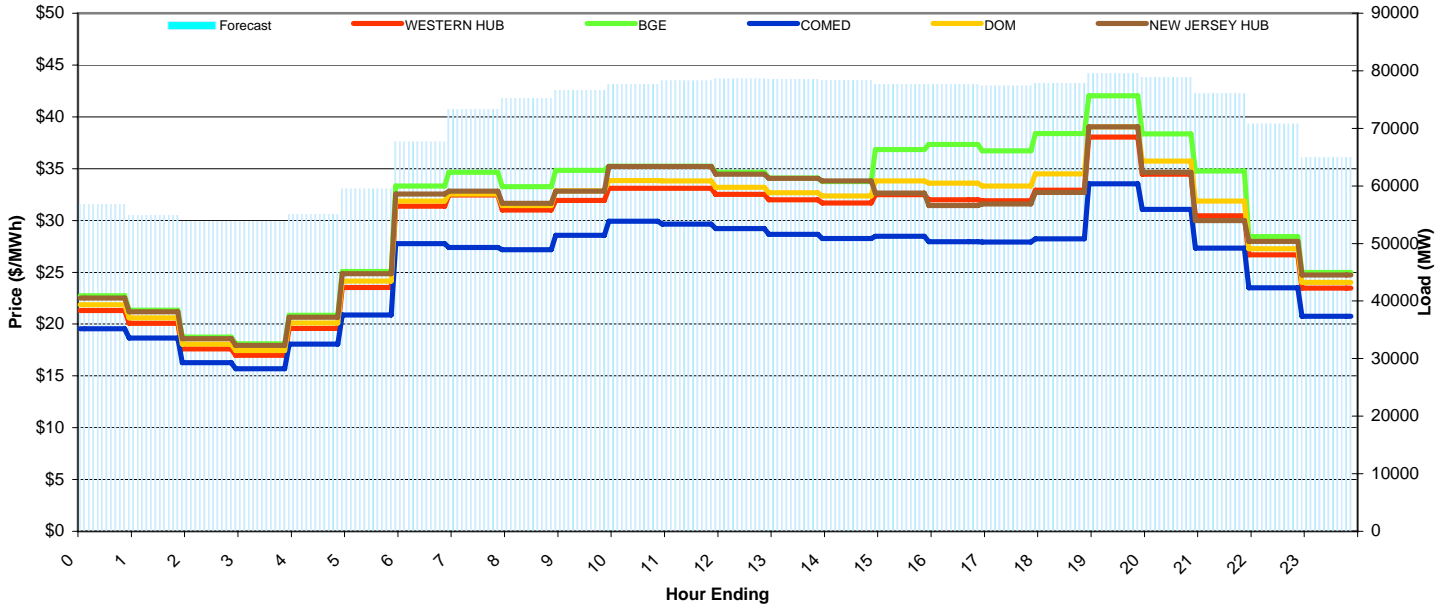
PJM Daily Report

Monday October 05, 2009

Price Color Codes: ≤0 ≥100 ≥200

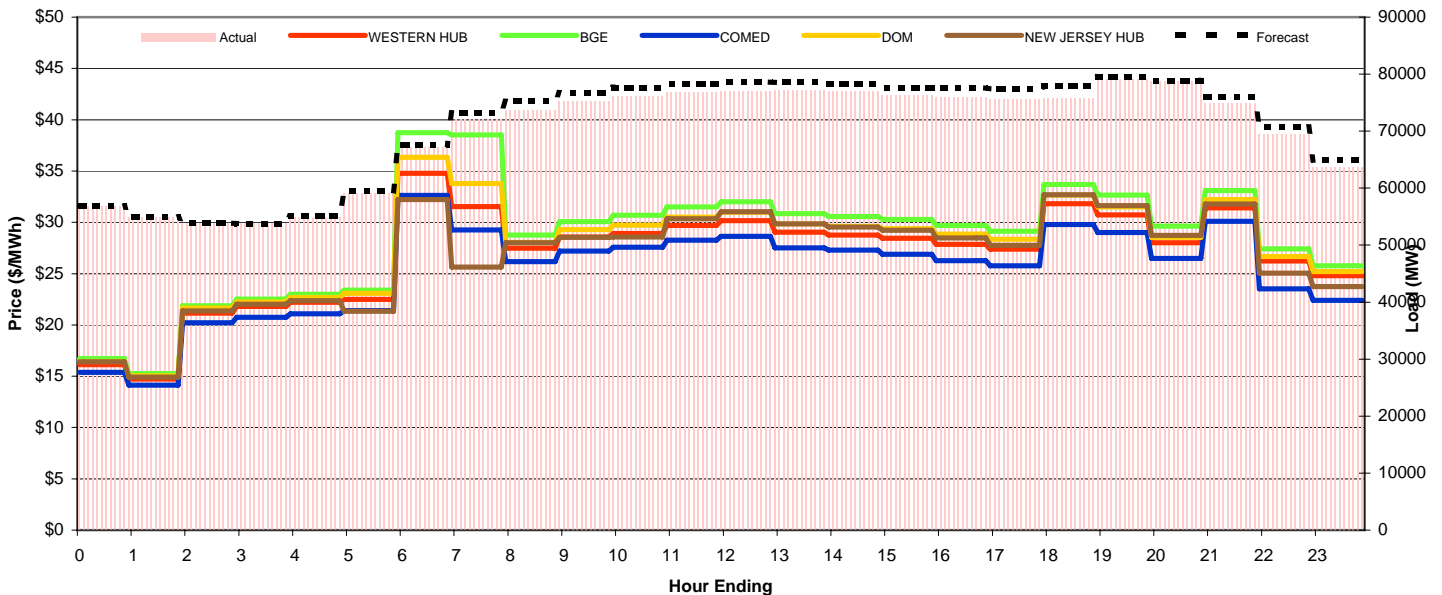
Day-Ahead Prices and Forecast Load

	HE1	HE2	HE3	HE4	HE5	HE6	HE7	HE8	HE9	HE10	HE11	HE12	HE13	HE14	HE15	HE16	HE17	HE18	HE19	HE20	HE21	HE22	HE23	HE24	avg all/peak
WESTERN HUB	21.32	20.06	17.60	16.98	19.58	23.52	31.39	32.44	31.00	31.93	33.11	33.10	32.52	31.98	31.69	32.50	32.00	31.91	32.93	38.03	34.48	30.44	26.67	23.47	29 / 32
BGE	22.717	21.344	18.733	18.091	20.843	25.072	33.328	34.66	33.25	34.83	35.252	35.253	34.636	34.084	33.764	36.855	37.325	36.725	38.373	42.02	38.364	34.78	28.435	24.992	31 / 36
COMED	19.55	18.647	16.27	15.684	18.057	20.867	27.756	27.408	27.181	28.554	29.928	29.66	29.21	28.652	28.272	28.48	27.96	27.923	28.233	33.539	31.061	27.33	23.495	20.759	26 / 29
DOM	21.866	20.605	18.077	17.442	20.107	24.15	31.874	32.552	31.426	32.846	33.854	33.816	33.211	32.688	32.381	33.81	33.587	33.327	34.493	39.049	35.725	31.871	27.258	24.032	30 / 33
NEW JERSEY HUB	22.50	21.17	18.58	17.93	20.67	24.85	32.55	32.84	31.64	32.84	35.22	35.22	34.46	34.08	33.80	32.65	31.42	31.60	32.70	39.03	34.65	29.98	27.99	24.75	30 / 33
DA Forecast	56.8	54.9	53.8	53.8	55.1	59.5	67.6	73.3	75.3	76.7	77.6	78.3	78.6	78.5	78.3	77.7	77.6	77.4	77.9	79.6	78.9	76.1	70.8	64.9	71 / 77



Preliminary Real-Time Prices with Forecasted and Actual System Load

	HE1	HE2	HE3	HE4	HE5	HE6	HE7	HE8	HE9	HE10	HE11	HE12	HE13	HE14	HE15	HE16	HE17	HE18	HE19	HE20	HE21	HE22	HE23	HE24	avg all/peak
WESTERN HUB	16.12	14.72	21.15	21.81	22.22	22.49	34.79	31.54	27.49	28.58	28.92	29.70	30.16	29.05	28.74	28.45	27.86	27.38	31.81	30.74	28.02	31.42	26.24	24.78	27 / 29
BGE	16.729	15.249	21.874	22.529	22.982	23.397	38.752	38.521	28.762	30.083	30.691	31.517	32.006	30.84	30.561	30.287	29.684	29.139	33.688	32.651	29.62	33.094	27.427	25.779	29 / 31
COMED	15.363	14.121	20.216	20.757	21.095	21.393	32.628	29.27	26.173	27.183	27.566	28.258	28.628	27.503	27.285	26.875	26.248	25.758	29.8	28.993	26.491	30.113	23.532	22.393	25 / 27
DOM	16.428	15.046	21.641	22.251	22.687	23.081	36.354	33.766	28.05	29.275	29.736	30.502	30.987	29.852	29.609	29.383	28.857	28.354	32.654	31.489	28.535	32.23	26.68	25.213	28 / 30
NEW JERSEY HUB	16.41	14.91	21.36	22.03	22.37	21.34	32.22	25.65	28.00	28.53	28.57	30.35	31.04	29.85	29.54	29.24	28.49	27.75	32.68	31.63	28.72	31.77	25.04	23.73	27 / 29
Percent Forecast	-0.02	-0.07	-0.02	-0.18	-0.44	-0.78	-0.70	-1.69	-2.28	-1.82	-1.95	-1.91	-2.19	-1.83	-1.82	-1.90	-2.25	-2.33	-2.79	-0.72	-0.21	-1.68	-1.92	-1.83	
RTLoad	56.803	54.836	53.827	53.705	54.842	59.027	67.157	72.042	73.588	75.296	76.156	76.8	76.893	77.131	76.923	76.226	75.901	75.61	75.771	78.999	78.729	74.795	69.417	63.748	



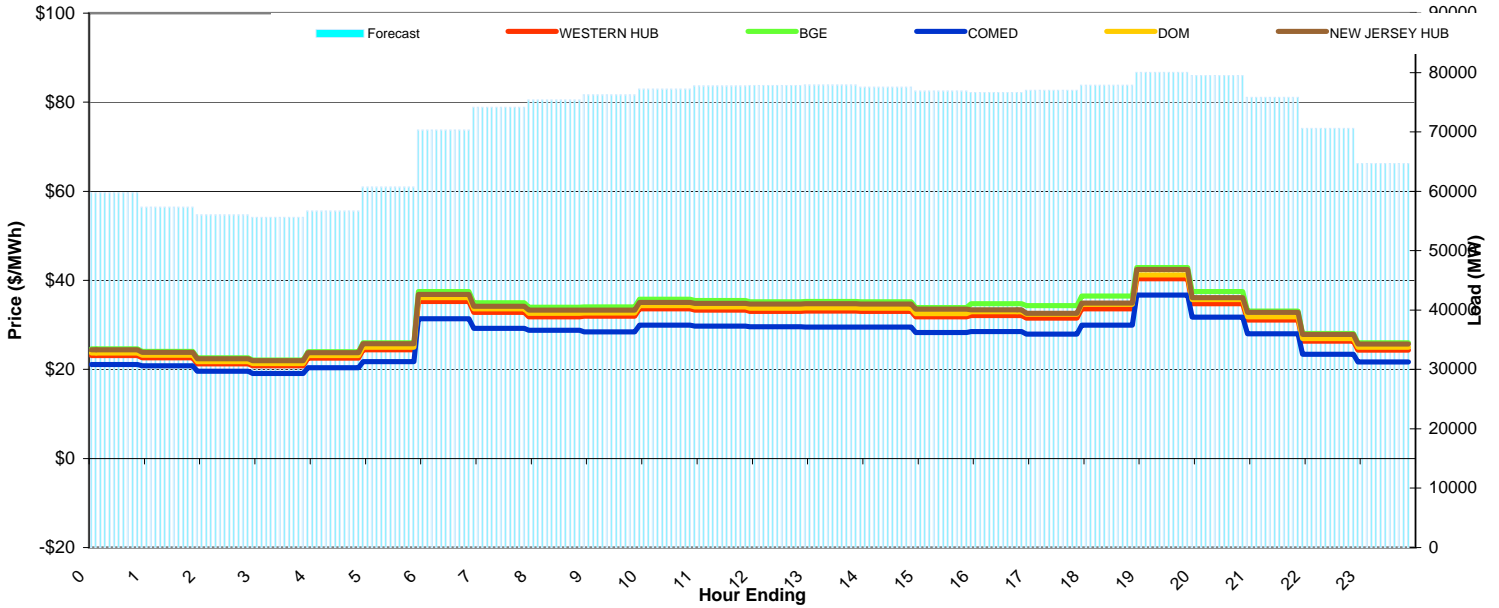
PJM Daily Report

Tuesday October 06, 2009

Price Color Codes: ≤0 ≥100 ≥200

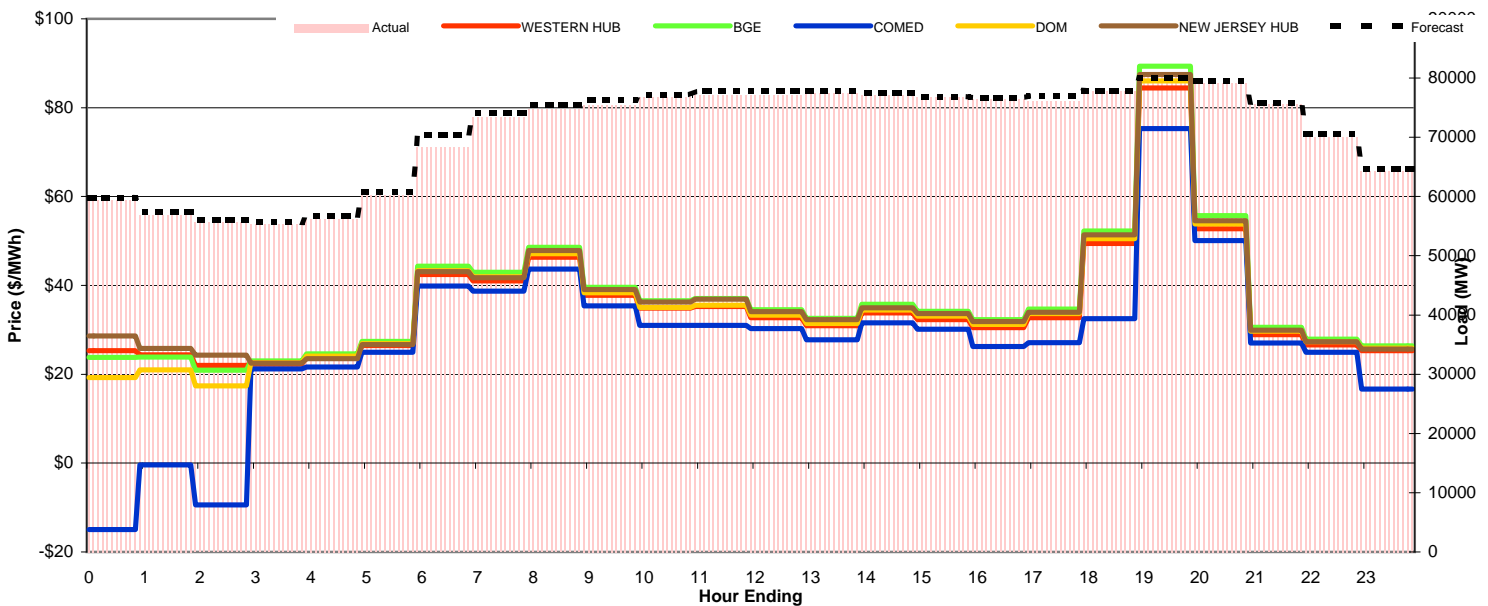
Day-Ahead Prices and Forecast Load

	HE1	HE2	HE3	HE4	HE5	HE6	HE7	HE8	HE9	HE10	HE11	HE12	HE13	HE14	HE15	HE16	HE17	HE18	HE19	HE20	HE21	HE22	HE23	HE24	avg all/peak
WESTERN HUB	23.13	22.61	21.24	20.80	22.52	24.38	35.23	32.83	31.84	31.93	33.58	33.35	33.04	33.12	33.06	31.83	32.12	31.50	33.59	40.35	34.76	31.09	26.35	24.36	30 / 33
BGE	24.608	24.025	22.58	22.108	23.963	25.974	37.506	35.001	33.938	34.031	35.757	35.5078	35.171	35.249	35.183	33.877	34.748	34.353	36.5	42.874	37.499	33.072	28.07	25.959	32 / 35
COMED	21.133	20.821	19.623	19.066	20.388	21.759	31.372	29.23	28.812	28.437	29.974	29.7489	29.589	29.528	29.475	28.286	28.517	27.924	29.958	36.663	31.703	27.965	23.396	21.67	27 / 29
DOM	23.708	23.186	21.778	21.33	23.092	25.004	36.102	33.602	32.619	32.652	34.294	34.056	33.752	33.828	33.766	32.506	32.975	32.41	34.583	41.213	35.698	31.791	26.948	24.984	31 / 34
NEW JERSEY HUB	24.40	23.83	22.40	21.93	23.76	25.74	36.83	34.19	33.32	33.30	35.02	34.79	34.65	34.75	34.66	33.50	33.37	32.61	34.88	42.44	36.11	32.78	27.83	25.72	31 / 34
DA Forecast	59.8	57.3	56.1	55.6	56.7	60.8	70.3	74.1	75.4	76.3	77.2	77.8	77.8	77.9	77.5	76.9	76.7	77.0	77.9	80.0	79.5	75.8	70.6	64.7	71 / 77



Preliminary Real-Time Prices with Forecasted and Actual System Load

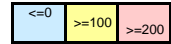
	HE1	HE2	HE3	HE4	HE5	HE6	HE7	HE8	HE9	HE10	HE11	HE12	HE13	HE14	HE15	HE16	HE17	HE18	HE19	HE20	HE21	HE22	HE23	HE24	avg all/peak
WESTERN HUB	25.29	24.37	21.97	22.28	23.83	26.45	42.46	41.00	46.37	37.80	34.87	35.26	32.73	30.93	33.79	32.31	30.51	32.74	49.46	84.48	52.73	28.94	26.61	25.33	35 / 39
BGE	23.816	23.846	20.911	22.982	24.562	27.387	44.344	42.987	48.596	39.6	36.573	37.0224	34.497	32.585	35.718	34.192	32.29	34.67	52.258	89.36	55.692	30.537	27.92	26.386	37 / 42
COMED	-14.94	-0.403	-9.4	21.198	21.653	24.917	39.839	38.72	43.648	35.385	31.027	30.9961	30.275	27.728	31.595	30.111	26.256	27.136	32.532	75.286	50.051	27.049	24.966	16.682	28 / 35
DOM	19.29	21.008	17.371	22.656	24.068	26.913	43.335	41.927	47.133	38.356	35.058	35.518	33.278	31.399	34.465	33.095	31.188	33.64	50.482	86.04	53.85	29.666	27.306	25.863	35 / 40
NEW JERSEY HUB	28.59	25.78	24.32	22.52	23.48	26.71	43.13	41.72	47.87	39.09	36.23	36.88	34.10	32.27	34.99	33.69	31.86	33.98	51.39	87.46	54.58	29.92	27.29	25.68	36 / 41
Percent Forecast	-0.60	-0.85	-0.75	-0.65	-0.84	-0.98	-2.99	-1.15	-1.00	-1.10	-0.60	-0.88	-0.93	-0.52	-0.58	-0.24	-0.32	-1.06	-0.07	0.35	-0.33	-0.28	-0.82	-0.64	
RTLLoad	59.432	56.86	55.64	55.261	56.24	60.165	68.288	73.287	74.669	75.43	76.755	77.0779	77.12	77.498	77.092	76.699	76.408	76.196	77.8	80.313	79.217	75.602	70.033	64.261	



PJM Daily Report

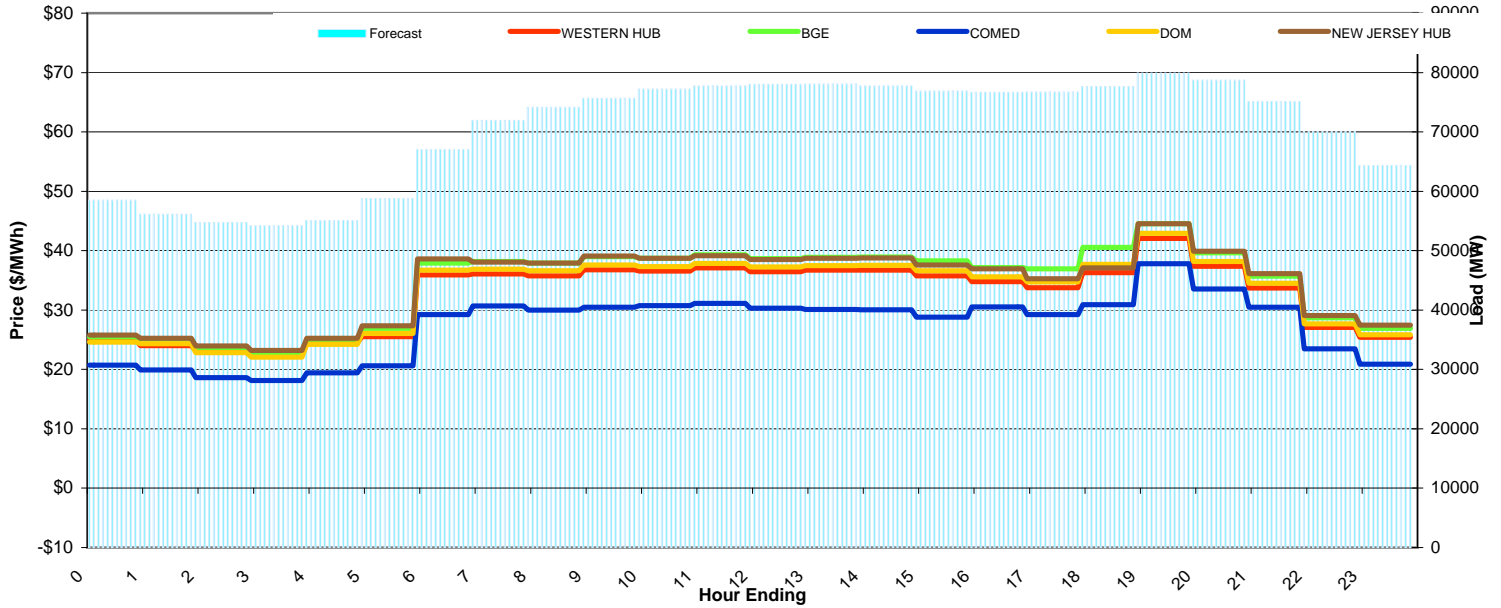
Wednesday October 07, 2009

Price Color Codes:



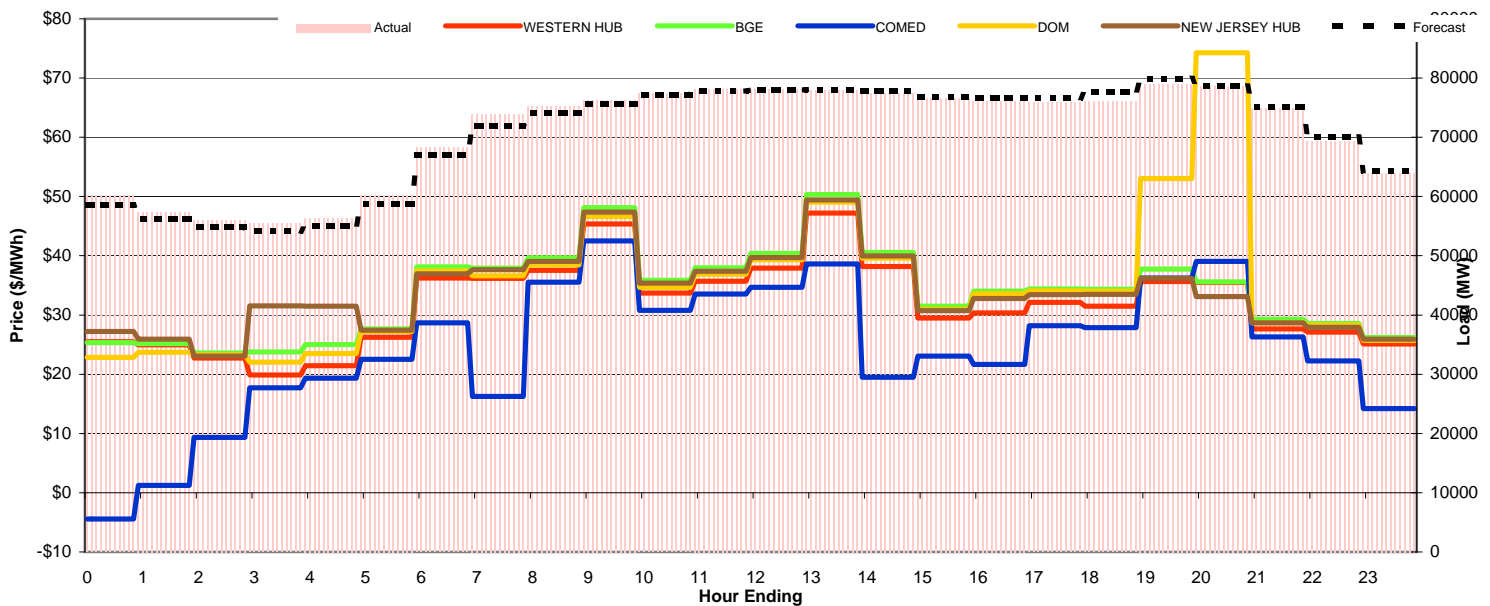
Day-Ahead Prices and Forecast Load

	HE1	HE2	HE3	HE4	HE5	HE6	HE7	HE8	HE9	HE10	HE11	HE12	HE13	HE14	HE15	HE16	HE17	HE18	HE19	HE20	HE21	HE22	HE23	HE24	avg all/peak
WESTERN HUB	24.97	23.99	23.26	22.47	24.59	25.52	35.93	36.06	35.78	36.75	36.56	37.12	36.47	36.70	36.75	35.76	34.81	33.74	36.28	42.05	37.39	33.73	27.05	25.40	32 / 36
BGE	25.456	25.141	23.62	22.799	25.104	26.941	37.936	38.203	37.926	38.985	38.703	39.3377	38.641	38.887	38.94	38.263	37.169	36.933	40.527	44.564	39.615	35.727	28.717	26.896	34 / 38
COMED	20.701	19.933	18.6	18.147	19.406	20.613	29.222	30.663	29.964	30.464	30.723	31.1289	30.288	30.122	30.068	28.785	30.522	29.248	30.916	37.805	33.548	30.487	23.457	20.889	27 / 31
DOM	24.615	24.353	22.831	22.06	24.245	26.048	36.698	36.912	36.634	37.586	37.31	37.8692	37.264	37.453	37.512	36.601	35.566	34.719	37.693	42.942	38.202	34.512	27.667	25.847	33 / 37
NEW JERSEY HUB	25.79	25.23	23.94	23.21	25.25	27.36	38.59	38.08	37.88	39.11	38.69	39.17	38.53	38.71	38.76	37.56	36.94	35.25	37.09	44.52	39.92	36.13	29.09	27.46	34 / 38
DA Forecast	58.5	56.1	54.8	54.2	55.1	58.8	67.0	72.0	74.2	75.6	77.2	77.8	78.0	78.1	77.8	76.9	76.7	76.7	77.7	79.9	78.7	75.1	70.1	64.3	70 / 76



Preliminary Real-Time Prices with Forecasted and Actual System Load

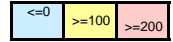
	HE1	HE2	HE3	HE4	HE5	HE6	HE7	HE8	HE9	HE10	HE11	HE12	HE13	HE14	HE15	HE16	HE17	HE18	HE19	HE20	HE21	HE22	HE23	HE24	avg all/peak
WESTERN HUB	25.50	24.93	22.76	19.88	21.46	26.27	36.23	36.17	37.52	45.35	33.70	35.69	37.90	47.19	38.21	29.49	30.37	32.15	31.51	35.65	35.51	27.65	27.09	25.11	32 / 35
BGE	25.329	25.17	23.607	23.76	24.992	27.656	38.11	37.941	39.667	48.113	35.85	37.983	40.404	50.328	40.538	31.483	34.017	34.386	34.375	37.744	35.608	29.279	28.59	26.219	34 / 37
COMED	-4.436	1.2226	9.3525	17.703	19.32	22.548	28.695	16.252	35.528	42.528	30.766	33.5446	34.689	38.61	19.521	23.045	21.65	28.17	27.885	36.269	39.026	26.302	22.229	14.207	24 / 30
DOM	22.869	23.687	23.276	22.056	23.494	27.238	37.431	36.61	38.473	46.601	34.659	36.8952	39.321	49.072	39.614	30.972	33.583	34.084	34.014	53.035	74.299	28.704	28.286	25.719	35 / 40
NEW JERSEY HUB	27.20	25.92	23.09	31.55	31.52	27.46	36.94	37.64	39.03	47.36	35.37	37.39	39.70	49.43	39.97	30.74	32.81	33.42	33.51	36.19	33.12	28.68	27.93	25.91	34 / 36
Percent Forecast	2.78	2.26	2.30	2.16	2.27	2.44	1.88	2.62	1.51	0.83	0.26	0.45	0.15	-0.06	-0.31	-0.39	-0.64	-1.17	-2.10	-1.15	-0.09	-0.29	-0.94	-0.62	
RTLoad	60.204	57.442	56.054	55.421	56.349	60.251	68.303	73.902	75.315	76.273	77.417	78.1226	78.127	78.023	77.535	76.591	76.197	75.831	76.074	78.99	78.652	74.906	69.419	63.937	



PJM Daily Report

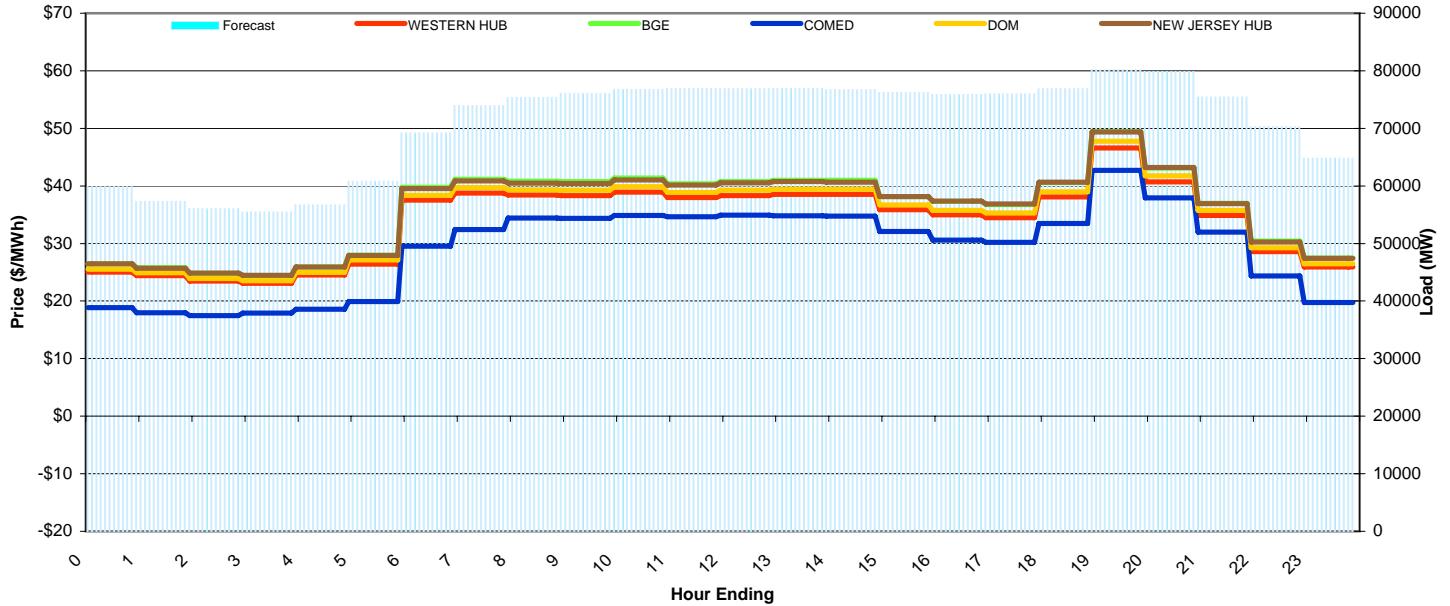
Thursday October 08, 2009

Price Color Codes:



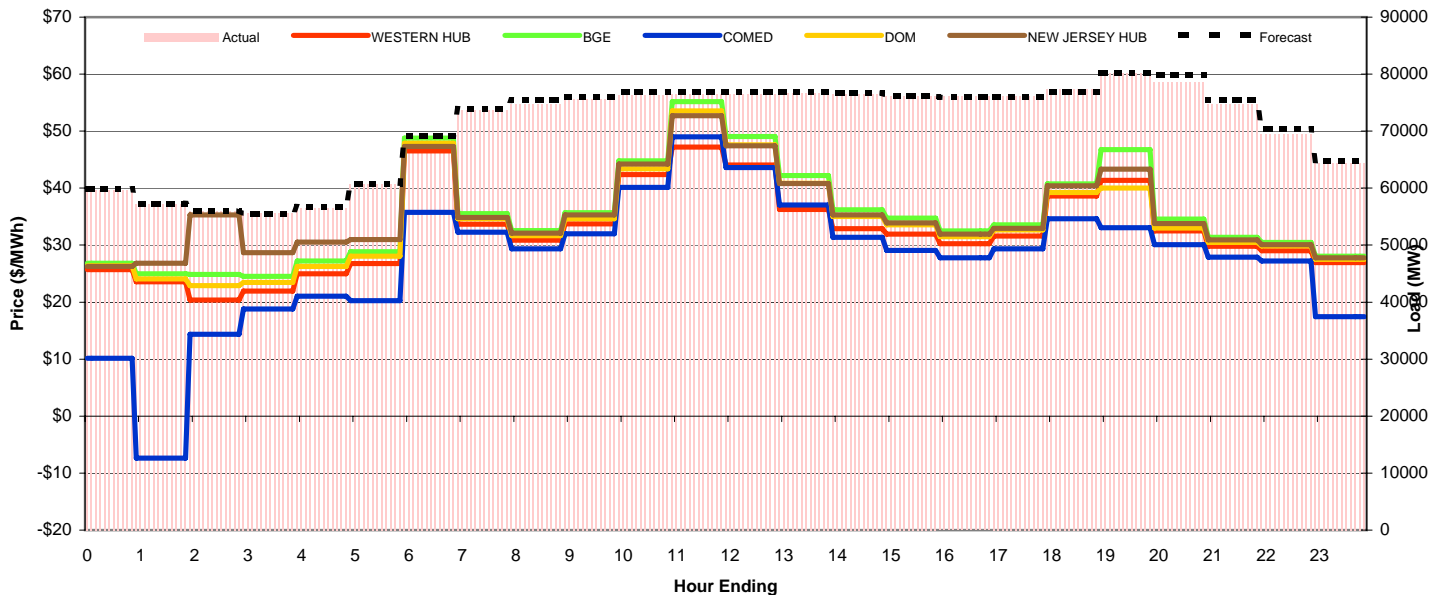
Day-Ahead Prices and Forecast Load

	HE1	HE2	HE3	HE4	HE5	HE6	HE7	HE8	HE9	HE10	HE11	HE12	HE13	HE14	HE15	HE16	HE17	HE18	HE19	HE20	HE21	HE22	HE23	HE24	avg all/peak
WESTERN HUB	25.02	24.40	23.50	23.08	24.51	26.43	37.53	38.77	38.40	38.33	38.94	38.00	38.29	38.54	38.54	35.85	34.99	34.48	38.09	46.61	40.69	34.85	28.59	25.93	34 / 38
BGE	26.485	25.822	24.789	24.357	25.904	27.994	39.784	41.174	40.817	40.752	41.363	40.384	40.735	41.006	40.97	38.147	37.303	36.772	40.585	49.41	43.095	36.972	30.432	27.475	36 / 40
COMED	18.863	17.966	17.492	17.902	18.562	19.895	29.549	32.408	34.45	34.349	34.889	34.629	34.914	34.802	34.769	32.076	30.562	30.221	33.459	42.72	37.898	31.994	24.35	19.772	29 / 34
DOM	25.532	24.903	23.913	23.526	24.999	27.16	38.392	39.699	39.335	39.275	39.892	38.887	39.253	39.434	39.432	36.675	35.782	35.295	38.987	47.783	41.739	35.753	29.268	26.49	35 / 39
NEW JERSEY HUB	26.48	25.72	24.86	24.46	25.92	27.91	39.55	40.87	40.51	40.44	41.06	40.17	40.53	40.77	40.62	38.14	37.34	36.84	40.67	49.39	43.19	36.90	30.23	27.41	36 / 40
DA Forecast	59.8	57.3	56.0	55.5	56.7	60.8	69.2	73.9	75.4	76.0	76.8	76.9	76.9	76.9	76.7	76.2	75.9	76.0	76.9	80.2	79.9	75.4	70.3	64.8	71 / 76



Preliminary Real-Time Prices with Forecasted and Actual System Load

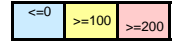
	HE1	HE2	HE3	HE4	HE5	HE6	HE7	HE8	HE9	HE10	HE11	HE12	HE13	HE14	HE15	HE16	HE17	HE18	HE19	HE20	HE21	HE22	HE23	HE24	avg all/peak
WESTERN HUB	25.72	23.56	20.35	21.94	24.97	26.76	46.52	33.70	30.84	33.75	42.35	47.19	44.07	36.24	32.89	31.94	30.27	31.60	38.62	41.39	32.51	29.82	29.04	26.94	33 / 35
BGE	26.822	24.968	24.879	24.497	27.215	28.868	48.767	35.523	32.566	35.668	44.781	55.178	49.035	42.225	36.203	34.761	32.501	33.552	40.765	46.759	34.559	31.353	30.495	28.082	35 / 38
COMED	10.144	-7.36	14.386	18.798	21.062	20.231	35.769	32.248	29.376	32.008	40.113	49.008	43.612	37.058	31.35	29.087	27.78	29.338	34.612	33.035	30.091	27.919	27.196	17.423	28 / 33
DOM	26.402	24.071	22.896	23.466	26.291	28.064	47.904	34.622	31.653	34.601	43.392	53.567	47.598	40.878	35.016	33.559	31.475	32.678	39.237	40.006	33.014	30.462	29.839	27.496	34 / 37
NEW JERSEY HUB	26.29	26.80	35.30	28.70	30.52	30.96	47.30	34.86	32.13	35.29	44.22	52.70	47.41	40.83	35.30	33.91	31.91	32.95	40.40	43.33	33.76	30.94	30.06	27.78	36 / 38
Percent Forecast	-0.33	-0.21	-0.03	0.23	-0.36	-0.22	-0.29	-0.37	-0.89	-0.62	-0.62	-0.54	-0.47	-0.31	-0.24	-0.09	0.23	0.19	0.65	-0.02	-1.59	-0.87	-1.06	-0.61	
RTLoad	59.646	57.166	55.996	55.609	56.479	60.694	69.027	73.665	74.72	75.581	76.308	76.506	76.552	76.701	76.533	76.124	76.058	76.116	77.355	80.169	78.604	74.768	69.586	64.405	



PJM Daily Report

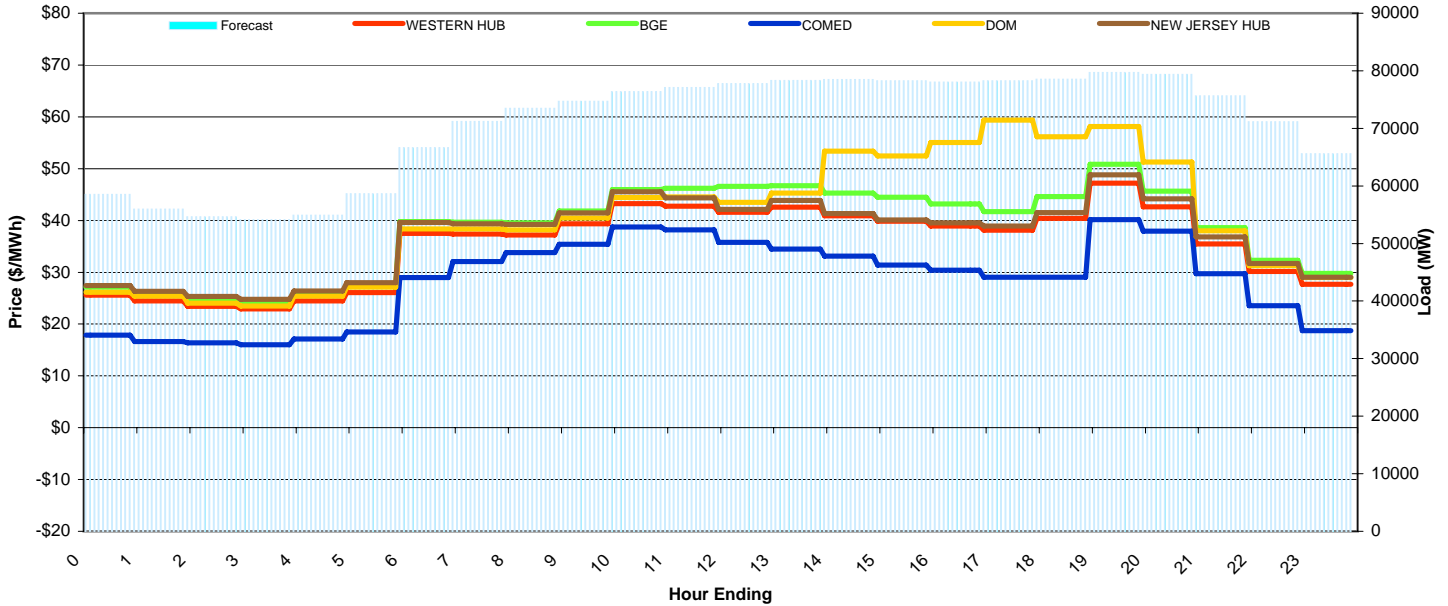
Friday October 09, 2009

Price Color Codes:



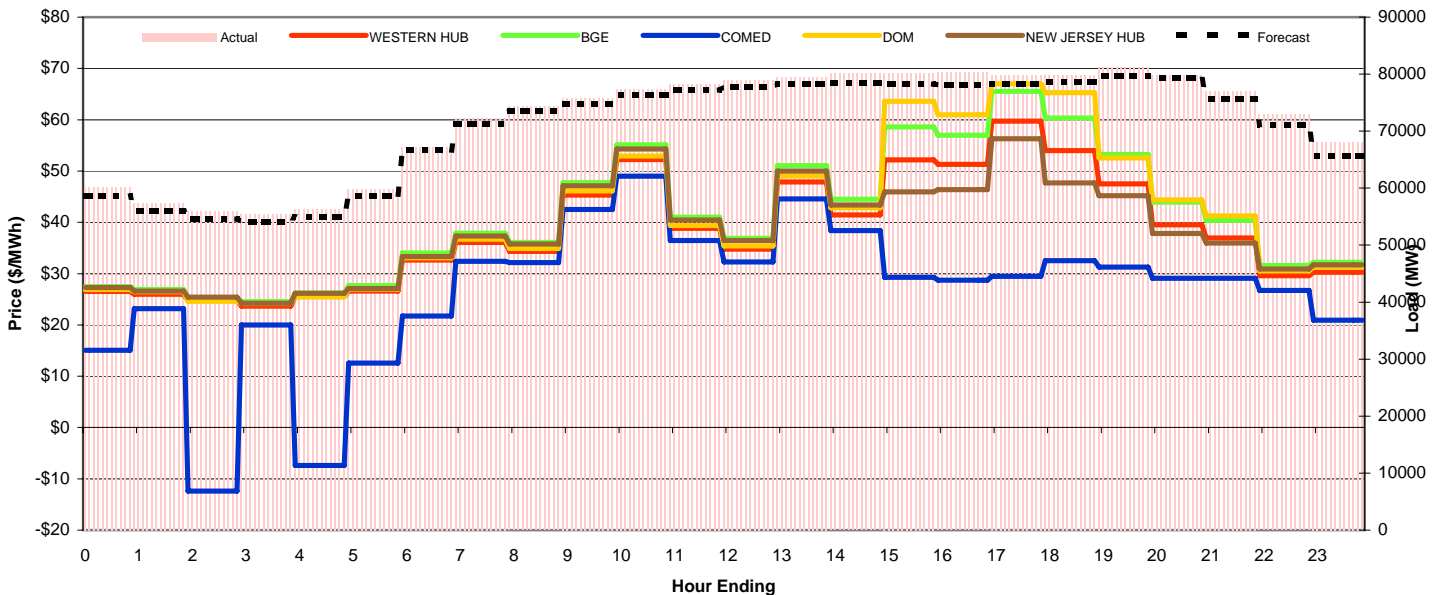
Day-Ahead Prices and Forecast Load

	HE1	HE2	HE3	HE4	HE5	HE6	HE7	HE8	HE9	HE10	HE11	HE12	HE13	HE14	HE15	HE16	HE17	HE18	HE19	HE20	HE21	HE22	HE23	HE24	avg all/peak
WESTERN HUB	25.56	24.47	23.42	22.90	24.49	26.06	37.53	37.35	37.21	39.34	43.23	42.74	41.61	42.54	40.89	39.87	38.90	38.12	40.39	47.20	42.65	35.46	30.15	27.71	35 / 40
BGE	27.15	26.031	24.857	24.297	25.991	27.648	39.775	39.646	39.532	41.827	45.98	46.239	46.568	46.7	45.311	44.464	43.205	41.688	44.617	50.832	45.651	38.637	32.338	29.794	38 / 43
COMED	17.856	16.65	16.383	16.019	17.139	18.51	28.981	32.099	33.81	35.386	38.749	38.19	35.785	34.474	33.133	31.384	30.418	29.068	29.038	40.186	37.914	29.7	23.533	18.744	28 / 33
DOM	26.155	25.375	24.044	23.481	25.4	27.121	38.383	38.4	38.171	40.471	44.431	44.519	43.479	45.263	53.401	52.427	55.069	59.381	56.173	58.124	51.261	37.987	31.25	28.995	40 / 47
NEW JERSEY HUB	27.41	26.34	25.33	24.80	26.39	27.98	39.59	39.37	39.21	41.43	45.52	44.36	42.16	43.87	41.36	40.12	39.57	38.90	41.49	48.79	44.18	36.81	31.70	29.06	37 / 41
DA Forecast	58.6	56.0	54.6	54.1	54.9	58.6	66.6	71.2	73.5	74.7	76.4	77.1	77.8	78.3	78.5	78.3	78.1	78.3	78.5	79.7	79.4	75.7	71.1	65.6	71 / 77



Preliminary Real-Time Prices with Forecasted and Actual System Load

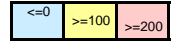
	HE1	HE2	HE3	HE4	HE5	HE6	HE7	HE8	HE9	HE10	HE11	HE12	HE13	HE14	HE15	HE16	HE17	HE18	HE19	HE20	HE21	HE22	HE23	HE24	avg all/peak
WESTERN HUB	26.55	25.96	24.81	23.67	25.56	26.63	32.64	36.09	34.31	45.31	52.22	38.80	34.75	47.86	41.44	52.19	51.29	59.71	54.02	47.49	39.50	36.95	29.59	30.31	38 / 44
BGE	27.479	26.937	25.343	24.547	26.216	27.64	34.054	37.88	36.108	47.746	55.093	41.033	36.924	51.034	44.486	58.578	56.988	65.51	60.326	53.263	43.92	40.376	31.588	32.237	41 / 48
COMED	15.08	23.174	-12.4	19.992	-7.406	12.586	21.756	32.404	32.14	42.503	48.989	36.466	32.289	44.536	38.402	29.257	28.731	29.441	32.557	31.269	29.104	29.089	26.73	20.905	27 / 34
DOM	26.889	26.49	24.602	24.164	25.474	26.983	33.106	36.693	34.912	46.114	52.94	39.395	35.402	49.055	42.789	63.601	60.996	67.043	65.257	52.53	44.374	41.29	30.558	31.279	41 / 48
NEW JERSEY HUB	27.28	26.63	25.40	24.23	26.15	27.10	33.33	37.31	35.75	47.12	54.33	40.45	36.45	50.01	43.38	45.93	46.36	56.33	47.69	45.21	37.81	35.93	30.92	31.74	38 / 43
Percent Forecast	2.67	2.52	2.51	2.46	2.45	2.10	0.94	1.40	1.11	1.49	1.26	1.55	1.50	1.98	2.35	2.78	2.03	1.56	1.94	0.58	1.69	2.49	3.62		
RTLoad	60.162	57.416	56.035	55.483	56.312	59.895	67.265	72.237	74.323	75.846	77.346	78.34	78.977	79.571	80.092	80.168	80.304	79.913	79.789	81.287	79.853	76.981	72.947	68.07	



PJM Daily Report

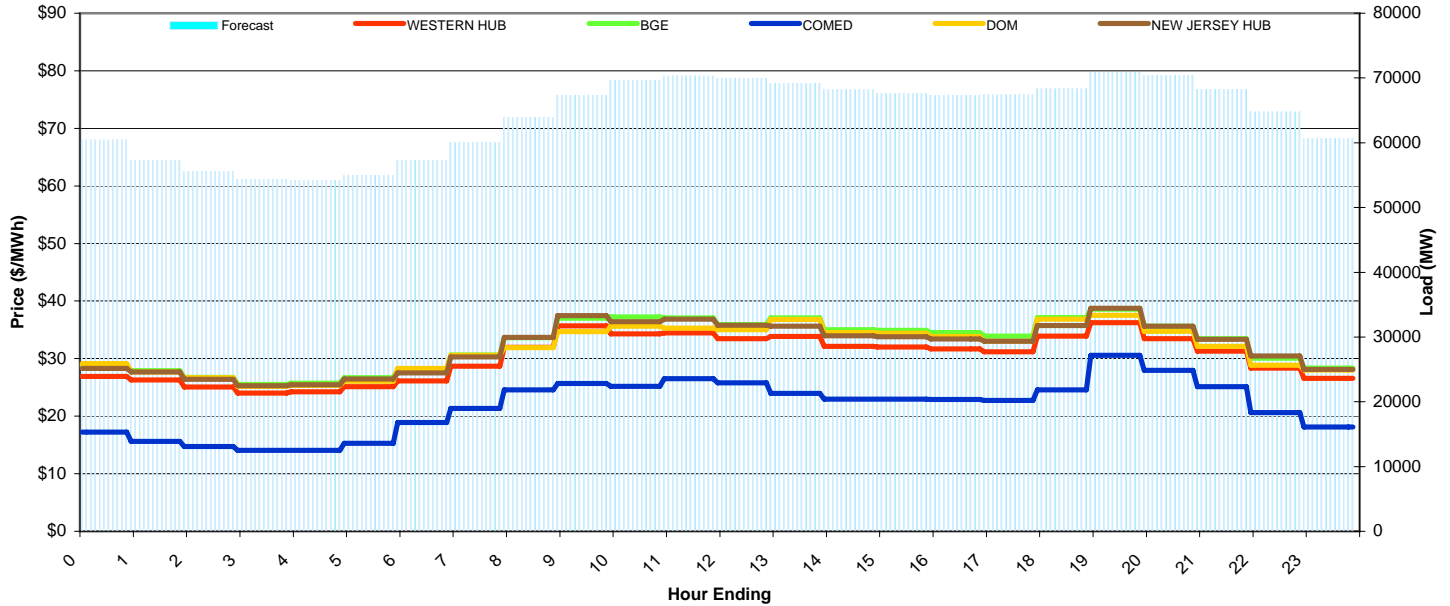
Saturday October 10, 2009

Price Color Codes:



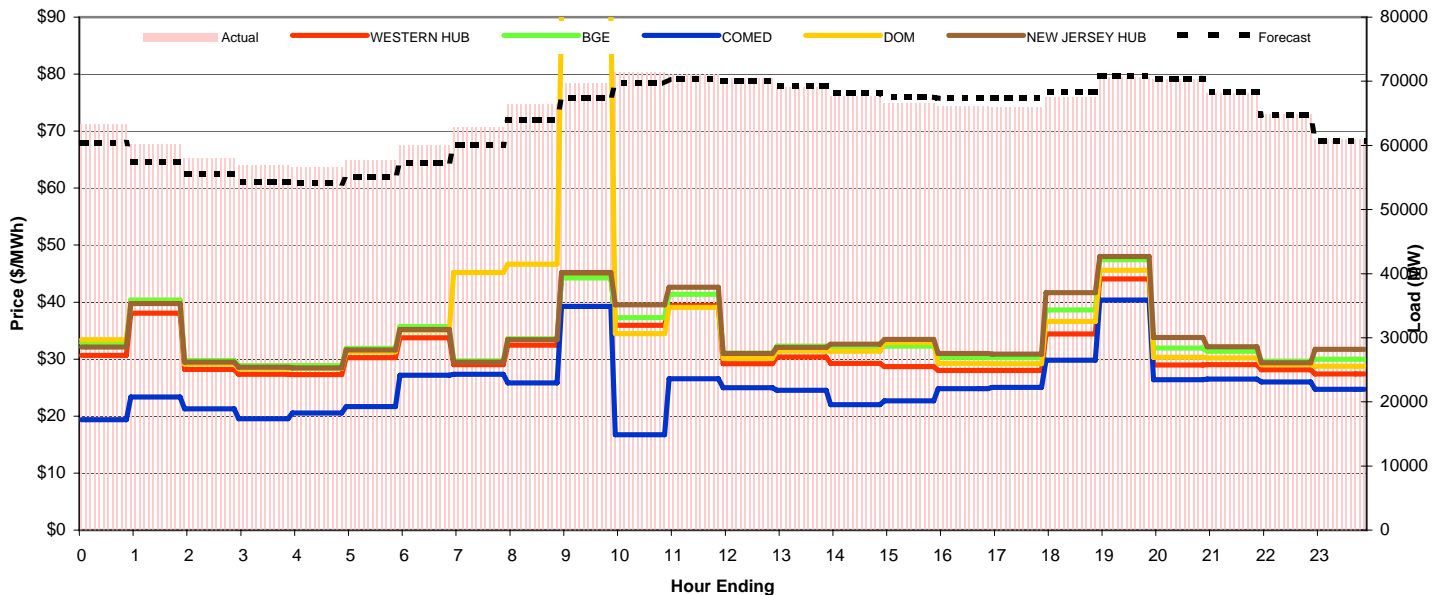
Day-Ahead Prices and Forecast Load

	HE1	HE2	HE3	HE4	HE5	HE6	HE7	HE8	HE9	HE10	HE11	HE12	HE13	HE14	HE15	HE16	HE17	HE18	HE19	HE20	HE21	HE22	HE23	HE24	avg all/peak
WESTERN HUB	26.92	26.31	25.06	24.00	24.22	25.15	26.12	28.67	31.96	35.70	34.31	34.45	33.48	33.86	32.14	32.03	31.68	31.20	33.91	36.23	33.46	31.31	28.33	26.57	30 / 33
BGE	28.752	27.907	26.746	25.493	25.721	26.658	28.032	30.641	33.63	37.045	37.228	37.064	35.918	37.1	35.03	34.92	34.515	33.906	37.12	38.598	35.617	33.468	30.081	28.354	32 / 35
COMED	17.247	15.608	14.706	14.09	14.081	15.31	18.879	21.343	24.559	25.69	25.206	26.525	25.789	23.973	22.935	22.933	22.906	22.711	24.575	30.573	27.958	25.129	20.609	18.135	22 / 25
DOM	29.128	27.674	26.663	25.164	25.372	26.082	28.32	30.577	31.894	34.666	35.628	35.318	35.046	36.798	34.494	34.383	33.876	33.009	36.865	37.547	34.757	32.156	28.875	27.991	32 / 34
NEW JERSEY HUB	28.29	27.70	26.40	25.29	25.46	26.47	27.51	30.32	33.68	37.45	36.43	36.86	35.79	35.64	33.95	33.80	33.39	33.04	35.74	38.76	35.61	33.37	30.46	28.13	32 / 35
DA Forecast	60.4	57.3	55.5	54.4	54.1	55.0	57.3	60.0	63.9	67.3	69.7	70.3	70.0	69.3	68.2	67.6	67.3	67.4	68.4	70.9	70.4	68.3	64.8	60.7	64 / 68



Preliminary Real-Time Prices with Forecasted and Actual System Load

	HE1	HE2	HE3	HE4	HE5	HE6	HE7	HE8	HE9	HE10	HE11	HE12	HE13	HE14	HE15	HE16	HE17	HE18	HE19	HE20	HE21	HE22	HE23	HE24	avg all/peak
WESTERN HUB	30.63	38.04	28.19	27.34	27.31	30.27	33.74	29.02	32.45	44.79	35.94	39.39	29.21	30.36	29.25	28.67	28.02	27.99	34.42	44.08	28.99	29.05	28.13	27.38	32 / 32
BGE	32.869	40.383	29.774	28.837	28.839	31.893	35.694	29.707	33.581	44.222	37.306	41.355	31.057	32.269	31.736	32.287	30.302	30.237	38.645	47.469	31.955	31.37	29.638	29.996	34 / 35
COMED	19.373	23.364	21.297	19.522	20.569	21.669	27.184	27.337	25.828	39.273	16.744	26.582	25.001	24.557	22.033	22.705	24.8	25.034	29.787	40.343	26.378	26.506	25.972	24.703	25 / 27
DOM	33.401	39.805	29.163	28.289	28.326	31.248	35.035	45.22	46.642	91.183	34.482	39.104	30.133	31.458	31.382	32.879	29.232	29.202	36.585	45.603	30.34	30.214	29	28.762	36 / 38
NEW JERSEY HUB	32.11	39.74	29.45	28.55	28.47	31.60	35.20	29.49	33.38	45.19	39.55	42.64	31.02	32.09	32.64	33.46	30.99	30.88	41.69	48.00	33.78	32.19	29.37	31.74	34 / 35
Percent Forecast	4.55	4.68	4.36	4.42	4.27	4.54	4.41	4.30	3.68	3.42	2.33	1.13	0.58	-0.38	-0.88	-1.55	-1.81	-2.17	-1.38	-0.39	-0.32	-0.35	0.12	0.49	
RTLoad	63.322	60.142	58.047	56.871	56.562	57.611	59.915	62.714	66.382	69.718	71.317	71.124	70.395	68.991	67.598	66.545	66.122	65.99	67.425	70.592	70.215	68.064	64.854	60.996	



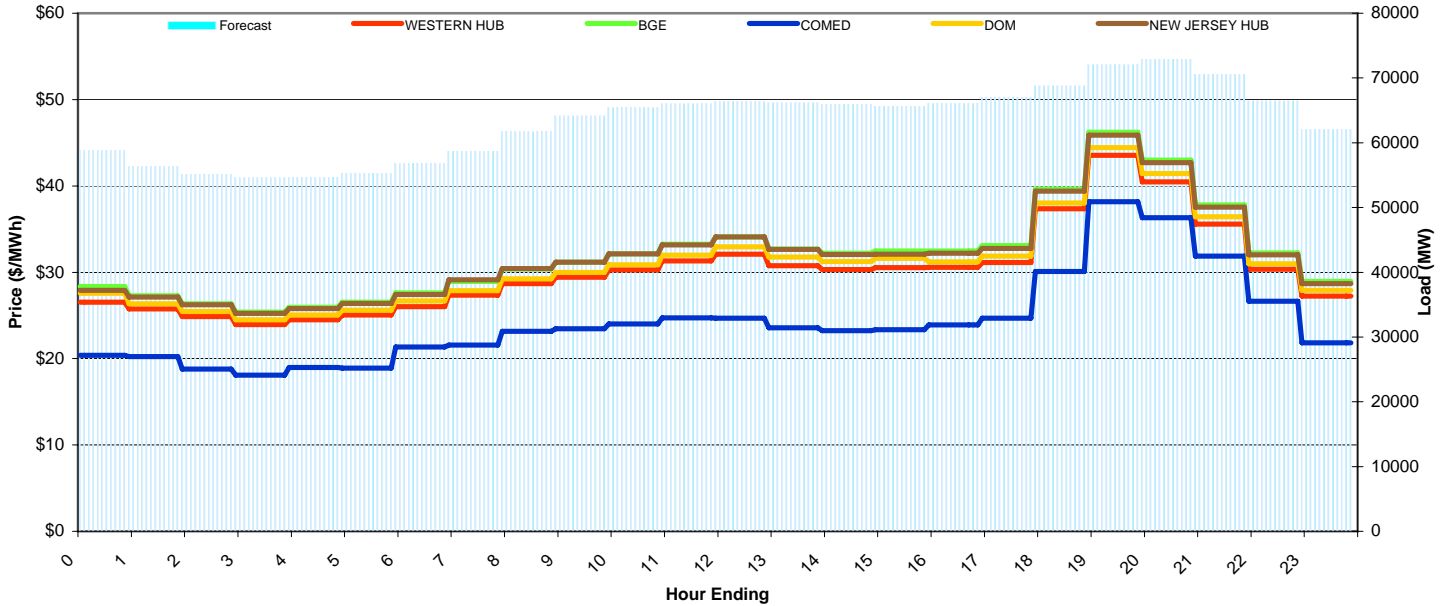
PJM Daily Report

Sunday October 11, 2009

Price Color Codes: ≤0 ≥100 ≥200

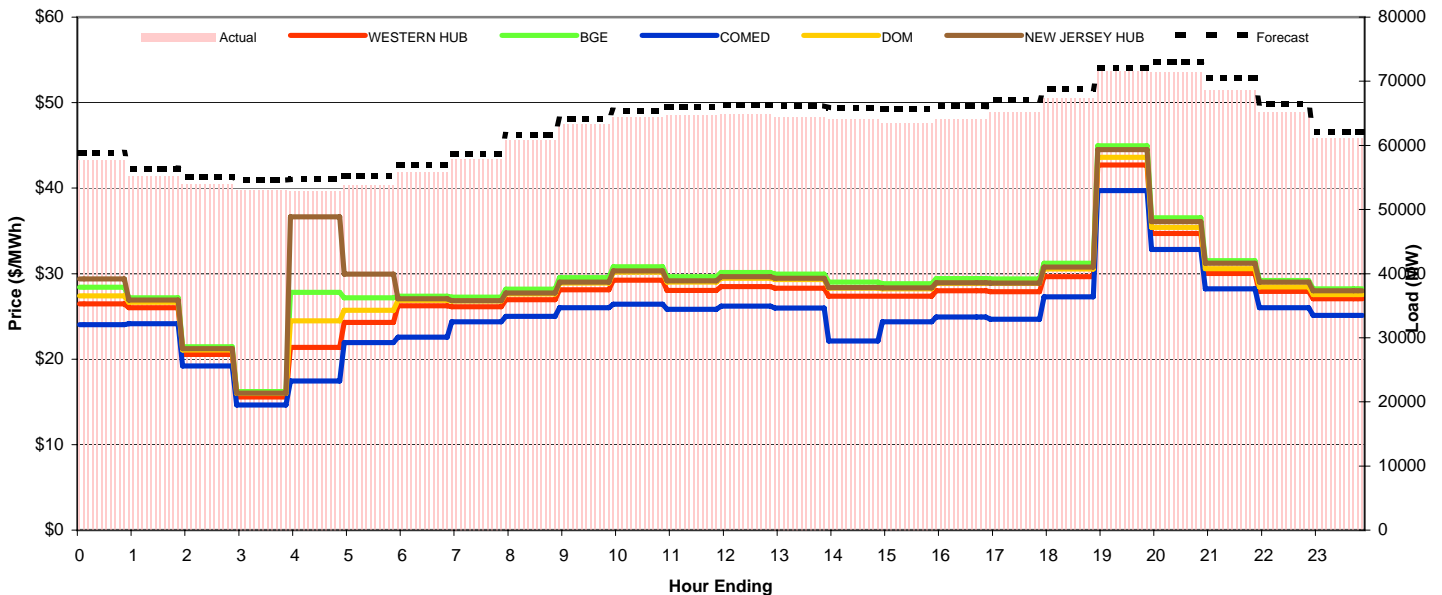
Day-Ahead Prices and Forecast Load

	HE1	HE2	HE3	HE4	HE5	HE6	HE7	HE8	HE9	HE10	HE11	HE12	HE13	HE14	HE15	HE16	HE17	HE18	HE19	HE20	HE21	HE22	HE23	HE24	avg all/peak
WESTERN HUB	26.54	25.75	24.89	23.96	24.48	25.04	26.03	27.34	28.67	29.41	30.28	31.32	32.11	30.77	30.32	30.55	30.59	31.13	37.34	43.54	40.48	35.59	30.36	27.25	30 / 32
BGE	28.335	27.281	26.357	25.375	25.935	26.527	27.605	28.933	30.387	31.18	32.13	33.249	34.095	32.705	32.217	32.48	32.476	33.082	39.621	46.206	42.991	37.809	32.229	28.926	32 / 34
COMED	20.399	20.237	18.78	18.069	18.982	18.898	21.343	21.553	23.176	23.475	24.005	24.736	24.699	23.557	23.242	23.35	23.889	24.672	30.087	38.178	36.315	31.884	26.653	21.84	24 / 26
DOM	27.571	26.351	25.451	24.503	25.048	25.615	26.676	27.875	29.239	29.994	30.854	31.997	32.929	31.761	31.241	31.614	31.215	31.879	38.013	44.435	41.447	36.424	30.984	27.899	31 / 33
NEW JERSEY HUB	27.89	27.14	26.22	25.24	25.79	26.39	27.44	29.12	30.42	31.18	32.12	33.18	34.10	32.66	32.05	32.09	32.21	32.77	39.39	45.89	42.68	37.54	32.01	28.69	32 / 34
DA Forecast	58.9	56.4	55.2	54.6	54.7	55.3	56.9	58.7	61.7	64.1	65.4	66.0	66.4	66.2	65.9	65.6	66.1	67.1	68.8	72.0	72.9	70.5	66.5	62.1	63 / 66



Preliminary Real-Time Prices with Forecasted and Actual System Load

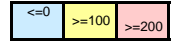
	HE1	HE2	HE3	HE4	HE5	HE6	HE7	HE8	HE9	HE10	HE11	HE12	HE13	HE14	HE15	HE16	HE17	HE18	HE19	HE20	HE21	HE22	HE23	HE24	avg all/peak
WESTERN HUB	26.47	26.02	20.56	15.56	21.37	24.28	26.25	26.11	26.94	28.13	29.24	28.05	28.48	28.30	27.36	27.35	27.99	27.90	29.65	42.70	34.69	30.02	27.93	27.06	27 / 29
BGE	28.397	27.167	21.438	16.208	27.825	27.157	27.359	27.264	28.197	29.531	30.811	29.647	30.113	29.957	28.992	28.804	29.418	29.395	31.223	44.942	36.525	31.513	29.206	28.207	29 / 31
COMED	24.034	24.156	19.202	14.647	17.459	21.932	22.564	24.351	25.007	26.026	26.423	25.82	26.187	25.99	22.108	24.355	24.942	24.649	27.28	39.705	32.834	28.213	26.025	25.133	25 / 27
DOM	27.386	26.663	21.084	15.969	24.467	25.733	26.864	26.809	27.634	28.909	30.156	28.996	29.445	29.315	28.296	28.206	28.853	28.851	30.534	43.608	35.393	30.586	28.449	27.564	28 / 30
NEW JERSEY HUB	29.40	26.89	21.21	16.02	36.64	29.94	27.07	26.82	27.75	29.03	30.33	29.17	29.66	29.47	28.39	28.32	28.94	28.91	30.77	44.51	36.08	31.22	29.02	27.99	29 / 31
Percent Forecast	-2.08	-2.19	-2.46	-2.92	-3.33	-2.87	-1.98	-1.37	-1.50	-1.30	-1.62	-2.05	-2.30	-2.70	-3.03	-3.34	-3.05	-3.09	-2.20	-0.69	-2.18	-2.98	-2.16	-1.66	
RTLload	57.673	55.178	53.829	53.026	52.926	53.769	55.78	57.913	60.783	63.303	64.375	64.697	64.863	64.43	63.959	63.497	64.103	65.06	67.321	71.542	71.388	68.505	65.057	61.06	



PJM Daily Report

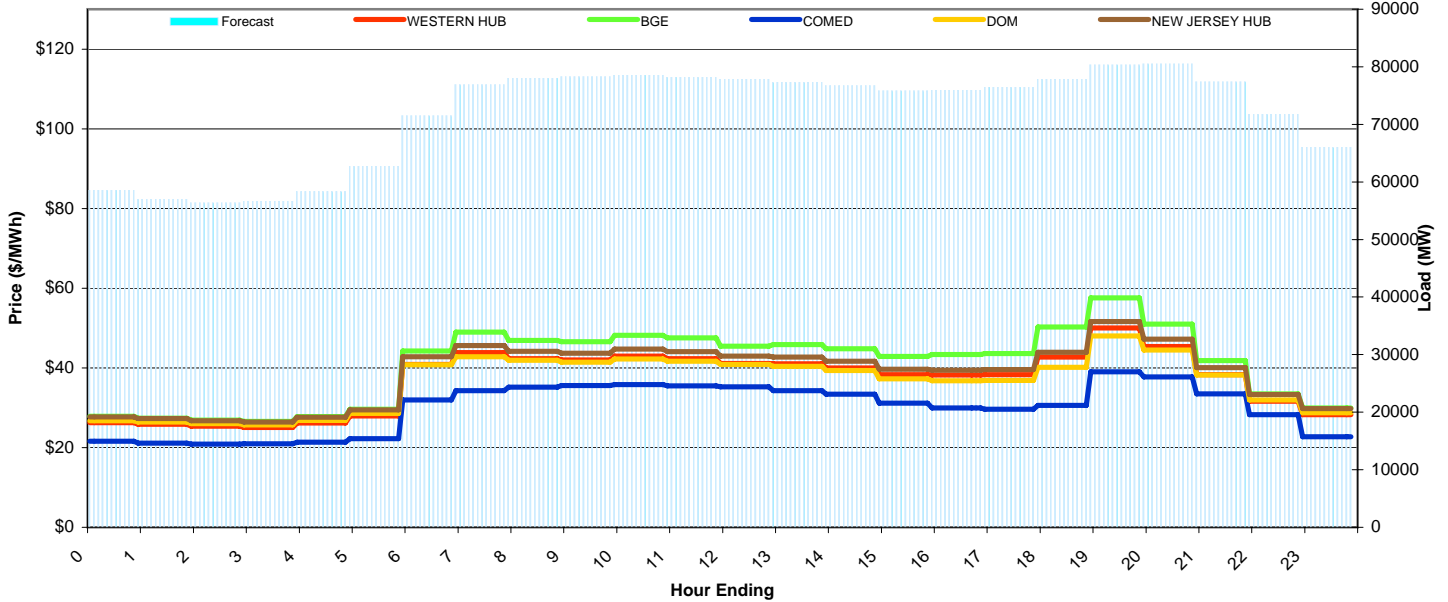
Monday October 12, 2009

Price Color Codes:



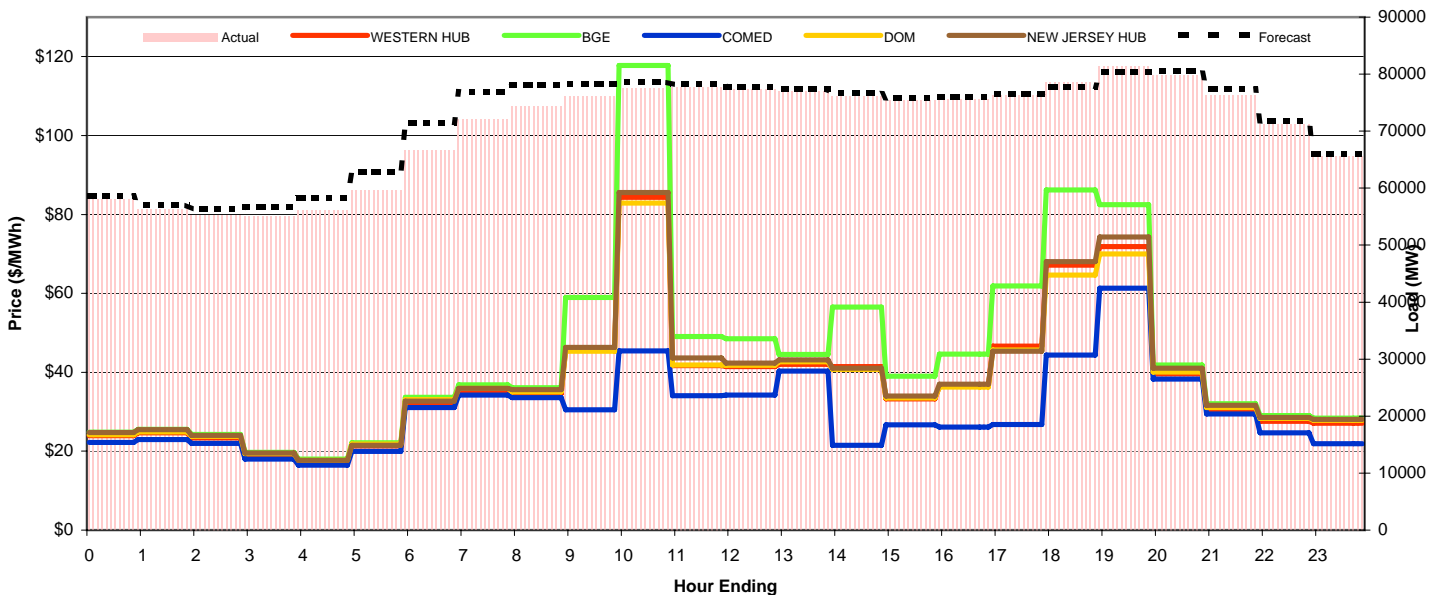
Day-Ahead Prices and Forecast Load

	HE1	HE2	HE3	HE4	HE5	HE6	HE7	HE8	HE9	HE10	HE11	HE12	HE13	HE14	HE15	HE16	HE17	HE18	HE19	HE20	HE21	HE22	HE23	HE24	avg all/peak
WESTERN HUB	26.26	25.86	25.40	25.07	26.19	27.94	40.85	43.81	42.35	41.96	42.98	42.35	41.11	41.01	40.00	38.29	38.23	38.31	42.71	50.05	45.36	38.26	31.67	28.26	37 / 41
BGE	27.827	27.402	26.923	26.584	27.753	29.603	44.265	49.007	46.878	46.582	48.179	47.51	45.45	45.878	44.781	42.856	43.341	43.585	50.25	57.6	51	41.858	33.468	29.947	41 / 46
COMED	21.602	21.091	20.888	20.926	21.345	22.206	31.975	34.26	35.182	35.542	35.843	35.53	35.243	34.305	33.389	31.12	29.922	29.643	30.557	39.062	37.737	33.453	28.24	22.703	30 / 34
DOM	26.776	26.445	26.023	25.696	26.788	28.568	40.775	42.832	41.925	41.464	42.265	41.695	40.84	40.368	39.352	37.246	36.742	36.835	40.109	48.009	44.506	38.249	31.995	28.708	36 / 40
NEW JERSEY HUB	27.73	27.28	26.78	26.43	27.60	29.45	42.81	45.60	44.19	43.70	44.73	44.07	42.93	42.72	41.66	39.64	39.46	39.58	43.96	51.66	47.19	40.08	33.30	29.77	38 / 43
DA Forecast	58.6	57.0	56.3	56.7	58.3	62.7	71.5	76.9	78.0	78.3	78.6	78.2	77.8	77.3	76.7	75.8	75.9	76.5	77.8	80.3	80.5	77.4	71.7	66.0	72 / 77



Preliminary Real-Time Prices with Forecasted and Actual System Load

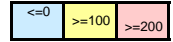
	HE1	HE2	HE3	HE4	HE5	HE6	HE7	HE8	HE9	HE10	HE11	HE12	HE13	HE14	HE15	HE16	HE17	HE18	HE19	HE20	HE21	HE22	HE23	HE24	avg all/peak
WESTERN HUB	23.91	24.63	23.39	19.09	17.32	21.29	32.27	35.28	34.51	45.68	84.32	41.70	41.45	42.00	41.40	33.28	36.40	46.64	67.14	71.87	39.56	30.41	27.58	27.09	38 / 45
BGE	24.825	25.506	24.213	19.745	17.968	22.117	33.664	36.826	36.085	58.959	117.79	49.05	48.514	44.494	56.55	39.047	44.597	61.903	86.193	82.489	41.88	32.028	29.009	28.417	44 / 54
COMED	22.186	22.983	21.969	18.003	16.458	19.921	31.048	34.253	33.585	30.514	45.406	34.1	34.187	40.294	21.523	26.721	26.109	26.792	44.374	61.329	38.311	29.461	24.63	21.901	30 / 34
DOM	24.187	24.931	23.743	19.409	17.678	21.795	33.096	35.953	35.005	45.362	82.922	41.85	41.736	42.697	40.678	33.5	36.243	45.63	64.672	70.021	40.075	31.088	28.301	27.816	38 / 45
NEW JERSEY HUB	24.76	25.44	24.00	19.51	17.64	21.48	32.65	35.92	35.61	46.30	85.58	43.63	42.30	43.15	41.03	34.00	36.96	45.36	68.04	74.28	41.02	31.65	28.54	28.03	39 / 46
Percent Forecast	-0.99	-1.38	-1.90	-2.99	-3.83	-5.18	-7.36	-6.89	-4.92	-2.90	-1.42	-0.61	-0.65	-0.40	-0.72	-0.49	-0.40	-0.22	0.82	1.16	-0.82	-1.38	-0.71	-0.52	
RTLload	57.996	56.185	55.295	55.012	56.159	59.653	66.57	71.952	74.355	76.058	77.457	77.734	77.345	76.977	76.144	75.461	75.631	76.339	78.466	81.29	79.836	76.299	71.203	65.641	



PJM Daily Report

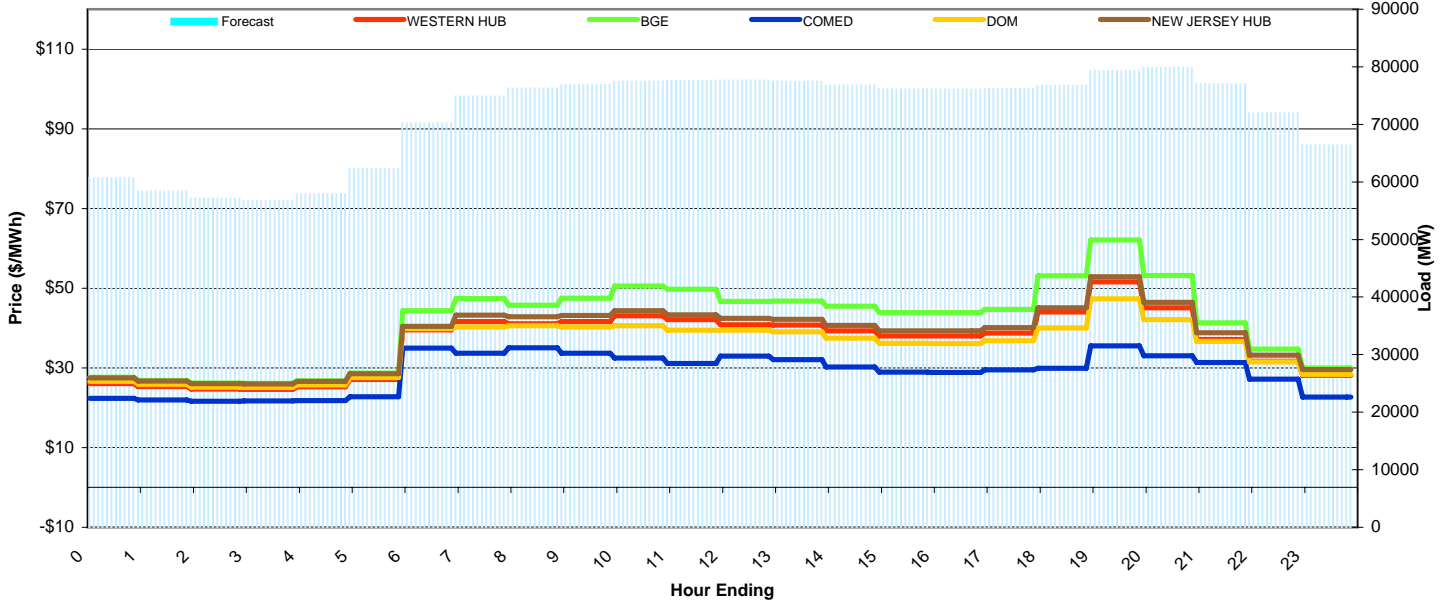
Tuesday October 13, 2009

Price Color Codes:



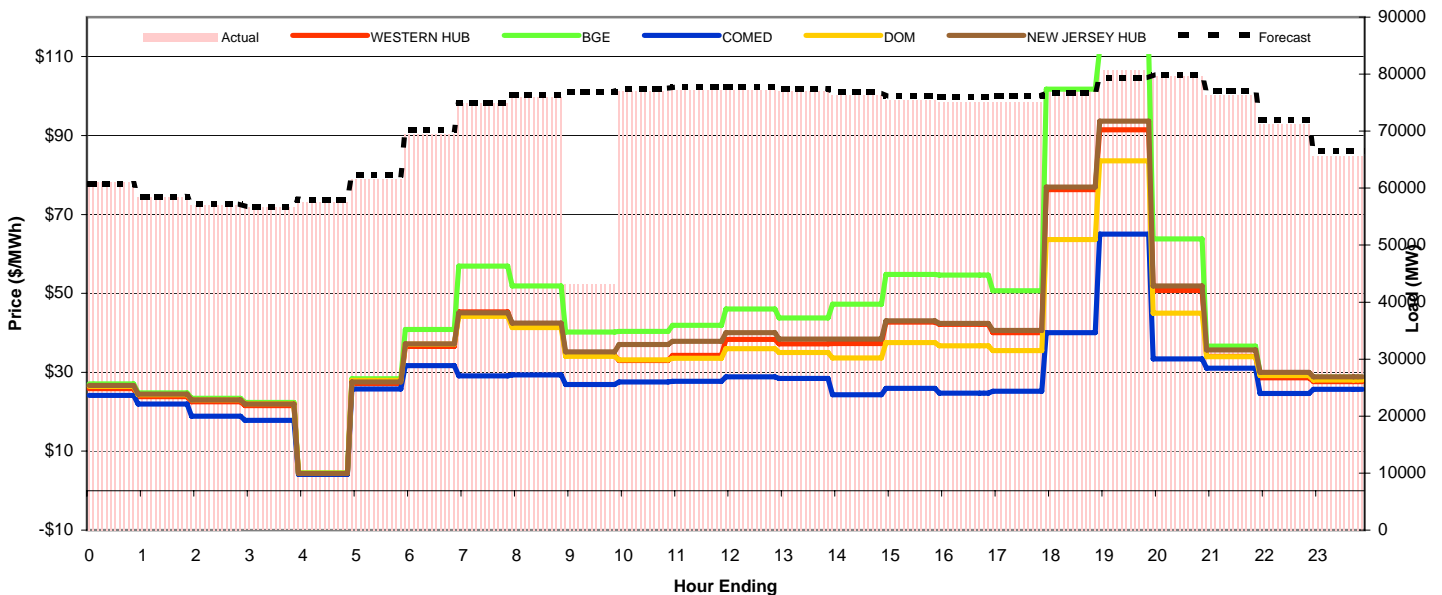
Day-Ahead Prices and Forecast Load

	HE1	HE2	HE3	HE4	HE5	HE6	HE7	HE8	HE9	HE10	HE11	HE12	HE13	HE14	HE15	HE16	HE17	HE18	HE19	HE20	HE21	HE22	HE23	HE24	avg all/peak
WESTERN HUB	26.07	25.34	24.69	24.62	25.28	27.06	39.54	41.62	41.08	41.63	43.08	42.14	40.86	40.73	39.34	38.02	38.03	38.72	44.02	51.56	45.09	37.15	31.70	28.16	36 / 41
BGE	27.667	26.876	26.195	26.116	26.808	28.693	44.331	47.421	45.732	47.463	50.563	49.739	46.652	46.742	45.471	43.846	43.893	44.655	53.13	62.113	53.216	41.321	34.752	29.995	41 / 47
COMED	22.355	21.925	21.614	21.704	21.798	22.77	34.939	33.687	35.078	33.697	32.466	31.106	32.93	32.056	30.248	28.95	28.869	29.514	29.909	35.524	33.065	31.377	27.144	22.716	29 / 32
DOM	26.654	25.861	25.2	25.115	25.735	27.57	39.893	40.268	40.581	40.287	40.585	39.449	39.453	39.063	37.447	36.153	36.117	36.777	40.044	47.338	42.121	36.636	31.537	28.385	35 / 39
NEW JERSEY HUB	27.47	26.71	26.02	25.94	26.64	28.52	40.41	43.21	42.84	43.15	44.38	43.34	42.42	42.22	40.69	39.33	39.34	40.11	45.11	52.87	46.45	38.79	33.18	29.62	38 / 42
DA Forecast	60.8	58.4	57.2	56.8	58.0	62.3	70.2	75.0	76.3	76.9	77.5	77.7	77.7	77.5	76.8	76.1	76.1	76.2	76.7	79.3	79.9	77.1	72.0	66.5	72 / 77



Preliminary Real-Time Prices with Forecasted and Actual System Load

	HE1	HE2	HE3	HE4	HE5	HE6	HE7	HE8	HE9	HE10	HE11	HE12	HE13	HE14	HE15	HE16	HE17	HE18	HE19	HE20	HE21	HE22	HE23	HE24	avg all/peak
WESTERN HUB	25.86	23.78	22.51	21.52	4.31	27.14	36.56	45.29	42.20	34.28	32.99	34.26	38.30	37.18	37.26	42.68	42.11	40.04	76.30	91.49	50.75	34.01	28.61	27.62	37 / 44
BGE	27.046	24.822	23.43	22.391	4.4918	28.379	40.818	56.899	51.875	40.232	40.363	41.921	46.061	43.802	47.285	54.785	54.595	50.685	101.72	111.85	63.814	36.595	29.793	28.796	45 / 55
COMED	24.141	21.984	18.906	17.847	4.1055	25.782	31.684	29.113	29.343	26.872	27.562	27.747	28.876	28.433	24.299	25.952	24.727	25.234	40.042	65.056	33.358	31	24.642	25.662	28 / 31
DOM	26.426	24.292	22.999	22.034	4.4194	27.925	37.129	44.147	41.329	34.03	33.165	33.572	35.972	35.033	33.67	37.49	36.678	35.462	63.671	83.598	44.972	33.949	29.169	28.054	35 / 41
NEW JERSEY HUB	26.65	24.46	23.03	21.96	4.38	27.58	37.17	45.10	42.48	35.15	37.02	37.87	40.01	38.39	38.40	43.00	42.41	40.64	76.92	93.65	51.85	35.63	30.02	28.88	38 / 46
Percent Forecast	0.52	0.04	-0.30	-0.34	-0.84	-1.22	-1.08	-0.07	-0.43	-78.11	-0.50	-0.56	-0.61	-0.51	-0.63	-0.82	-1.22	-1.50	0.85	1.81	-0.22	-0.90	-1.08	-1.12	
RTLload	61.08	58.455	57.043	56.575	57.495	61.574	69.492	74.899	75.982	43.187	77.106	77.252	77.23	77.095	76.369	75.522	75.16	75.066	77.402	80.807	79.704	76.373	71.227	65.717	



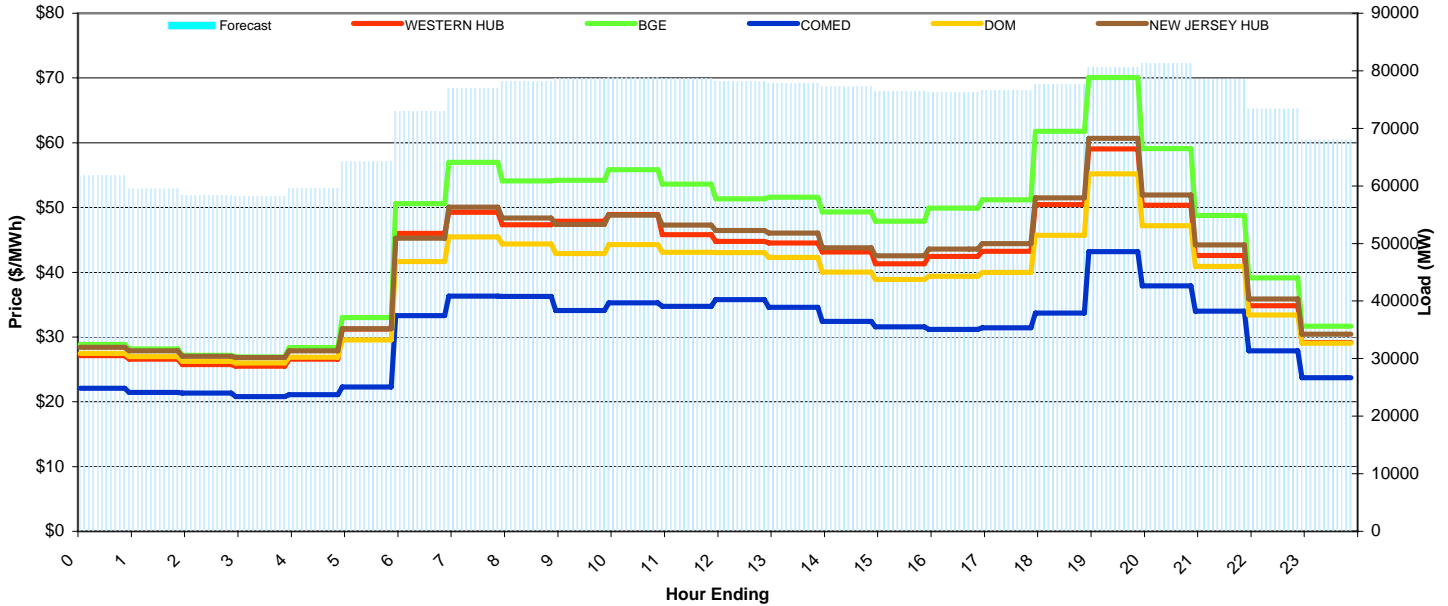
PJM Daily Report

Wednesday October 14, 2009

Price Color Codes: <=0 >=100 >=200

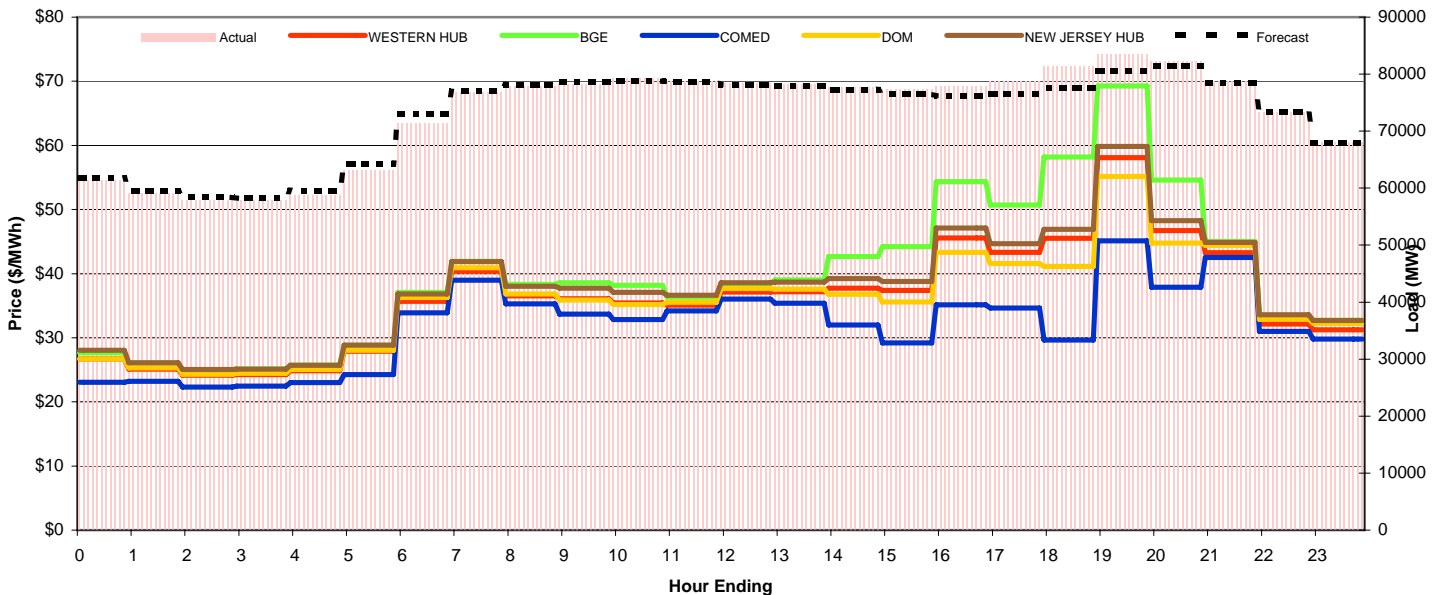
Day-Ahead Prices and Forecast Load

	HE1	HE2	HE3	HE4	HE5	HE6	HE7	HE8	HE9	HE10	HE11	HE12	HE13	HE14	HE15	HE16	HE17	HE18	HE19	HE20	HE21	HE22	HE23	HE24	avg all/peak
WESTERN HUB	27.13	26.57	25.72	25.50	26.60	31.23	45.99	49.27	47.35	47.87	48.94	45.78	44.78	44.50	43.13	41.32	42.46	43.26	50.44	59.04	50.37	42.58	34.83	29.13	41 / 46
BGE	28.857	28.153	27.175	26.931	28.367	33.026	50.603	56.989	54.13	54.208	55.831	53.607	51.328	51.581	49.334	47.88	49.925	51.194	61.747	70.05	59.079	48.79	39.16	31.657	46 / 53
COMED	22.108	21.459	21.346	20.809	21.107	22.28	33.313	36.319	36.293	34.103	35.286	34.728	35.782	34.566	32.403	31.553	31.197	31.446	33.7	43.182	37.877	33.977	27.845	23.71	31 / 34
DOM	27.454	26.985	26.237	25.996	26.885	29.571	41.652	45.465	44.388	42.896	44.269	43.087	43.015	42.282	40.017	38.876	39.38	39.991	45.698	55.182	47.21	40.913	33.409	29.056	38 / 43
NEW JERSEY HUB	28.43	27.89	27.05	26.81	27.89	31.28	45.26	50.06	48.37	47.37	48.83	47.29	46.44	46.08	43.78	42.55	43.57	44.41	51.46	60.69	51.94	44.23	35.86	30.43	42 / 47
DA Forecast	61.8	59.5	58.4	58.2	59.6	64.2	73.0	77.0	78.2	78.7	78.8	78.6	78.1	77.9	77.2	76.5	76.2	76.6	77.6	80.6	81.3	78.5	73.4	68.0	73 / 78



Preliminary Real-Time Prices with Forecasted and Actual System Load

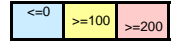
	HE1	HE2	HE3	HE4	HE5	HE6	HE7	HE8	HE9	HE10	HE11	HE12	HE13	HE14	HE15	HE16	HE17	HE18	HE19	HE20	HE21	HE22	HE23	HE24	avg all/peak
WESTERN HUB	26.71	25.10	24.16	24.27	24.87	27.91	35.68	40.37	36.55	36.08	35.45	35.08	37.12	37.20	37.74	37.37	45.55	43.31	45.52	58.11	46.70	43.25	32.13	31.25	36 / 40
BGE	27.666	26.036	25.022	25.129	25.753	28.827	37.07	41.91	38.307	38.555	38.165	36.324	38.496	39.013	42.645	44.199	54.327	50.72	58.213	69.264	54.621	45.026	33.512	32.76	40 / 45
COMED	23.043	23.218	22.323	22.48	23.027	24.234	33.886	38.997	35.287	33.67	32.814	34.196	36.054	35.391	31.988	29.211	35.121	34.617	29.648	45.126	37.869	42.513	30.974	29.772	32 / 35
DOM	26.696	25.28	24.324	24.455	25.067	28.041	36.285	40.938	36.813	35.877	35.19	35.525	37.676	37.575	36.775	35.591	43.305	41.567	41.116	55.161	44.789	44.439	32.868	32.244	36 / 40
NEW JERSEY HUB	28.03	26.11	25.04	25.11	25.71	28.85	36.82	41.89	38.05	37.73	37.07	36.64	38.60	38.66	39.24	38.79	47.10	44.67	46.92	59.84	48.25	44.85	33.58	32.69	38 / 42
Percent Forecast	-0.75	-0.72	-0.86	-0.74	-1.41	-1.78	-2.21	-0.21	-0.31	-0.53	0.62	0.06	0.30	0.39	0.71	1.10	2.11	2.74	4.53	3.57	1.12	0.19	-0.24	0.12	
RTLoad	61.298	59.058	57.902	57.77	58.748	63.082	71.372	76.821	77.931	78.24	79.255	78.686	78.376	78.169	77.781	77.328	77.853	78.751	81.327	83.593	82.251	78.654	73.212	68.04	



PJM Daily Report

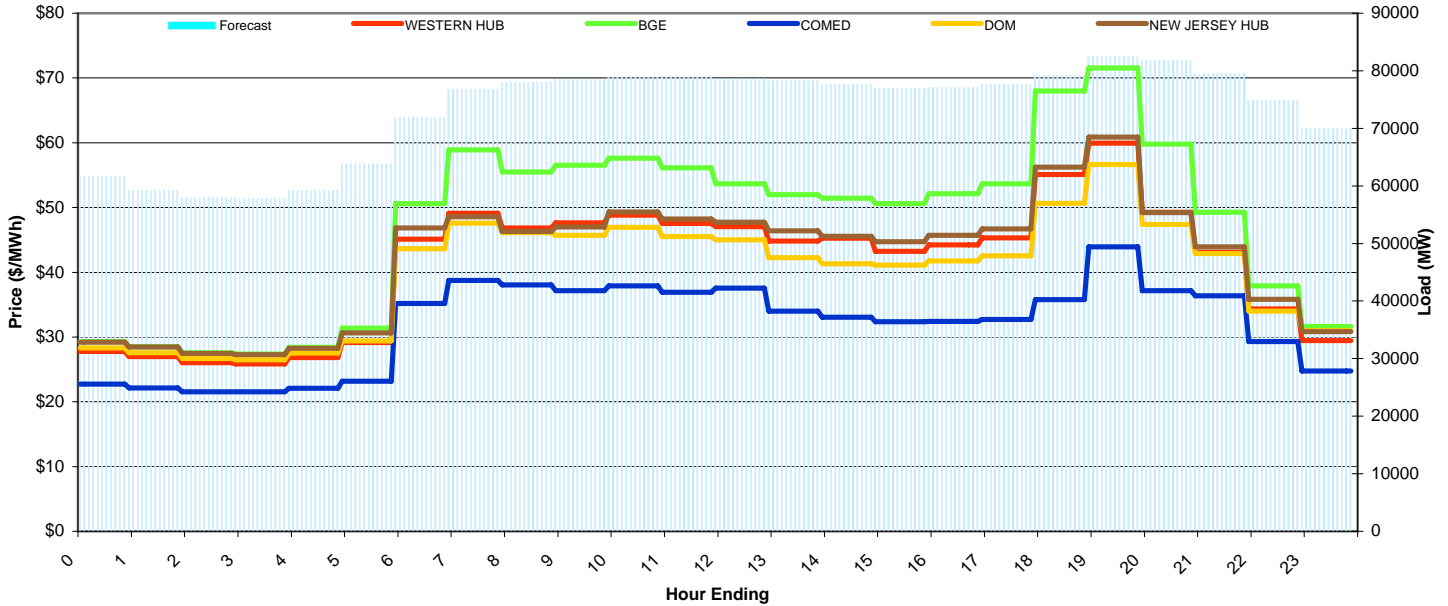
Thursday October 15, 2009

Price Color Codes:



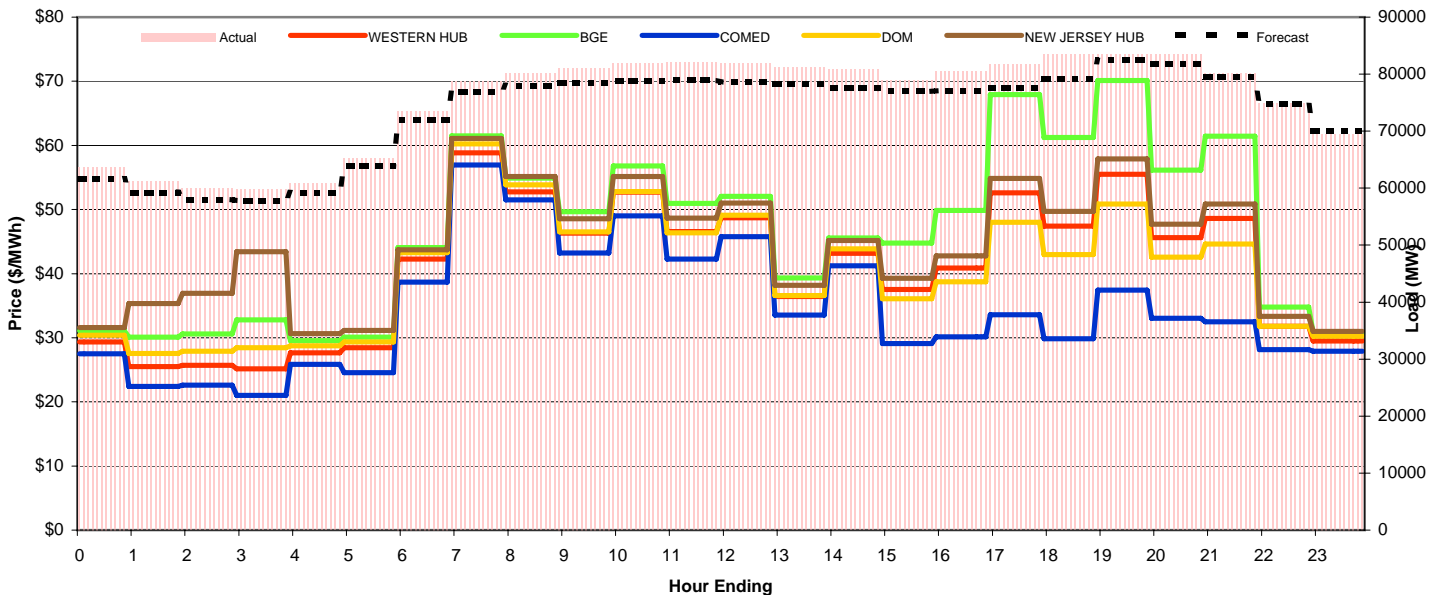
Day-Ahead Prices and Forecast Load

	HE1	HE2	HE3	HE4	HE5	HE6	HE7	HE8	HE9	HE10	HE11	HE12	HE13	HE14	HE15	HE16	HE17	HE18	HE19	HE20	HE21	HE22	HE23	HE24	avg all/peak
WESTERN HUB	27.76	27.00	26.06	25.85	26.85	29.17	45.09	49.10	46.84	47.61	48.83	47.55	47.02	44.80	45.28	43.25	44.21	45.30	55.08	59.91	49.28	43.07	34.34	29.47	41 / 47
BGE	29.3	28.53	27.573	27.355	28.405	31.361	50.581	58.89	55.508	56.536	57.633	56.119	53.65	52	51.451	50.601	52.117	53.663	67.972	71.528	59.791	49.25	37.898	31.631	47 / 55
COMED	22.74	22.139	21.553	21.554	22.088	23.164	35.163	38.735	38.026	37.154	37.886	36.893	37.564	33.988	33.068	32.38	32.432	32.688	35.771	43.92	37.143	36.35	29.31	24.758	32 / 36
DOM	28.317	27.583	26.688	26.483	27.514	29.404	43.645	47.592	46.091	45.692	46.943	45.498	45.025	42.263	41.334	41.089	41.745	42.534	50.656	56.62	47.366	42.876	33.989	30.98	40 / 45
NEW JERSEY HUB	29.20	28.45	27.48	27.26	28.28	30.63	46.85	48.59	46.32	47.00	49.30	48.24	47.72	46.41	45.58	44.73	45.71	46.67	56.24	60.88	49.23	43.95	35.85	30.86	42 / 48
DA Forecast	61.6	59.3	58.0	57.8	59.2	63.8	71.9	76.8	78.0	78.5	78.9	78.9	78.6	78.3	77.7	77.0	77.1	77.7	79.1	82.4	81.8	79.5	74.9	69.9	73 / 78



Preliminary Real-Time Prices with Forecasted and Actual System Load

	HE1	HE2	HE3	HE4	HE5	HE6	HE7	HE8	HE9	HE10	HE11	HE12	HE13	HE14	HE15	HE16	HE17	HE18	HE19	HE20	HE21	HE22	HE23	HE24	avg all/peak
WESTERN HUB	29.33	25.48	25.71	25.14	27.66	28.44	42.28	58.83	52.75	46.32	52.70	46.54	48.70	36.44	43.19	37.54	40.89	52.60	47.41	55.52	45.62	48.60	31.78	29.50	41 / 47
BGE	31.073	30.092	30.57	32.808	29.521	30.082	44.088	61.47	54.899	49.668	56.778	50.946	52.055	39.317	45.566	44.755	49.861	67.921	61.248	70.14	56.121	61.414	34.762	30.769	46 / 54
COMED	27.515	22.398	22.601	21.023	25.856	24.541	38.699	56.948	51.514	43.2	49.001	42.265	45.764	33.54	41.209	29.093	30.164	33.607	29.84	37.449	33.033	32.468	28.157	27.888	34 / 39
DOM	30.396	27.552	27.914	28.444	28.735	29.36	43.266	60.26	53.855	46.523	52.784	46.346	49.084	36.594	43.879	36.06	38.736	48.032	42.946	50.836	42.556	44.614	31.785	30.268	40 / 45
NEW JERSEY HUB	31.59	35.36	36.95	43.44	30.65	31.12	43.70	61.08	55.16	48.57	55.16	48.64	50.99	38.16	45.17	39.27	42.78	54.86	49.70	57.90	47.70	50.87	33.34	30.99	44 / 49
Percent Forecast	3.28	3.12	3.27	3.23	2.65	2.18	2.17	2.46	2.74	3.20	3.76	3.80	3.94	3.52	3.88	2.46	4.12	5.02	5.41	2.71	1.89	0.70	0.02	-0.59	
RTLoad	63.715	61.167	59.987	59.742	60.81	65.248	73.523	78.777	80.182	81.069	81.932	82.046	81.82	81.184	80.8	78.918	80.408	81.762	83.671	84.724	83.403	80.038	74.879	69.524	



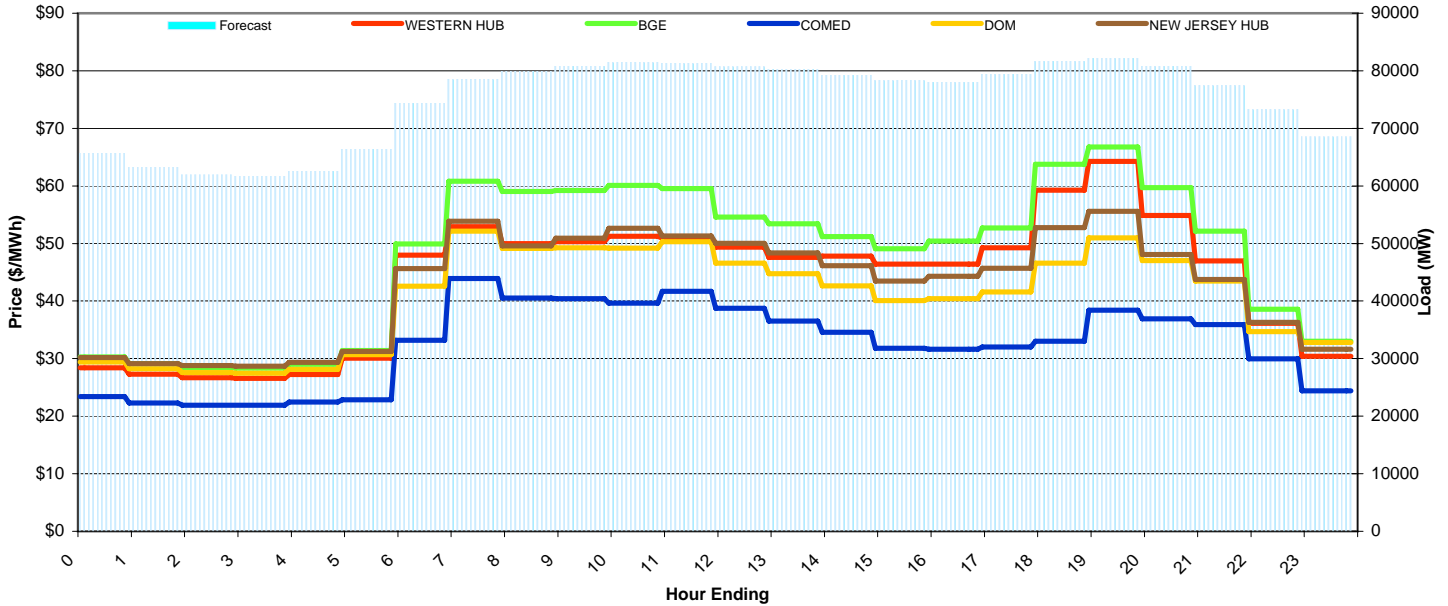
PJM Daily Report

Friday October 16, 2009

Price Color Codes: <=0 >=100 >=200

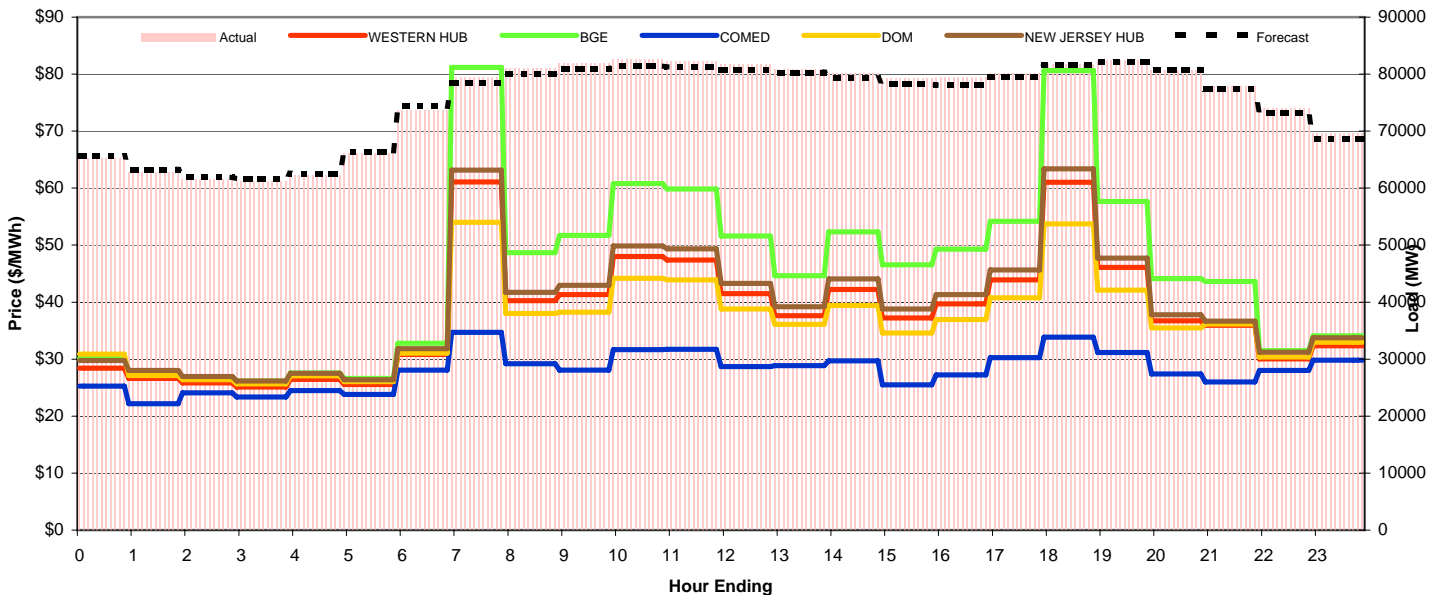
Day-Ahead Prices and Forecast Load

	HE1	HE2	HE3	HE4	HE5	HE6	HE7	HE8	HE9	HE10	HE11	HE12	HE13	HE14	HE15	HE16	HE17	HE18	HE19	HE20	HE21	HE22	HE23	HE24	avg all/peak
WESTERN HUB	28.40	27.32	26.66	26.57	27.24	30.10	48.00	52.94	50.00	50.31	51.27	50.93	49.37	47.56	47.82	46.44	46.42	49.24	59.25	64.26	54.86	46.97	36.15	30.40	44 / 50
BGE	30.298	29.111	28.454	28.359	29.039	31.436	49.922	60.809	59.039	59.209	60.106	59.555	54.579	53.42	51.218	49.061	50.421	52.713	63.766	66.79	59.73	52.12	38.604	33.041	48 / 56
COMED	23.384	22.299	21.88	21.907	22.457	22.852	33.199	43.896	40.524	40.405	39.633	41.668	38.729	36.543	34.601	31.81	31.619	32.008	33.009	38.429	36.912	35.913	29.946	24.413	32 / 37
DOM	29.427	28.229	27.554	27.459	28.12	30.662	42.565	52.149	49.151	49.228	49.217	50.293	46.61	44.754	42.626	40.054	40.431	41.601	46.568	50.982	47.047	43.495	34.67	32.8	41 / 46
NEW JERSEY HUB	30.19	29.13	28.79	28.70	29.37	31.24	45.62	53.86	49.58	50.92	52.65	51.30	50.02	48.35	46.16	43.47	44.33	45.72	52.73	55.59	48.08	43.72	36.32	31.65	43 / 48
DA Forecast	65.6	63.2	61.9	61.6	62.6	66.4	74.4	78.5	79.9	80.8	81.5	81.3	80.7	80.3	79.3	78.3	78.1	79.4	81.7	82.2	80.8	77.4	73.3	68.6	75 / 80



Preliminary Real-Time Prices with Forecasted and Actual System Load

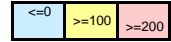
	HE1	HE2	HE3	HE4	HE5	HE6	HE7	HE8	HE9	HE10	HE11	HE12	HE13	HE14	HE15	HE16	HE17	HE18	HE19	HE20	HE21	HE22	HE23	HE24	avg all/peak
WESTERN HUB	28.41	26.60	25.82	25.12	26.47	25.53	30.82	61.11	40.23	41.34	48.00	47.38	41.49	37.60	42.24	37.21	39.69	43.91	61.02	46.11	36.72	35.91	30.03	32.35	38 / 43
BGE	30.092	27.672	26.872	26.154	27.577	26.588	32.767	81.172	48.692	51.708	60.802	59.843	51.57	44.66	52.311	46.518	49.317	54.199	80.612	57.638	44.111	43.608	31.494	34.066	45 / 54
COMED	25.255	22.172	24.101	23.328	24.503	23.806	28.052	34.696	29.216	28.053	31.679	31.702	28.666	28.866	29.713	25.464	27.255	30.239	33.847	31.157	27.411	25.998	28.029	29.816	28 / 29
DOM	30.873	27.132	26.381	25.651	27.038	26.059	31.023	54.004	38.012	38.228	44.19	43.909	38.783	36.102	39.428	34.605	36.941	40.771	53.712	42.102	35.505	36.153	30.394	32.95	36 / 40
NEW JERSEY HUB	29.78	28.02	26.93	26.15	27.49	26.40	31.84	63.14	41.74	42.93	49.86	49.33	43.29	39.20	44.06	38.81	41.35	45.63	63.40	47.74	37.77	36.68	31.19	33.75	39 / 45
Percent Forecast	-0.53	-0.58	-0.71	-0.77	-0.63	-0.45	-0.91	1.11	1.25	1.20	1.36	1.24	1.17	0.74	1.01	1.33	1.86	0.81	0.03	0.27	-0.16	0.63	1.09	1.61	
RTLoad	65.285	62.843	61.506	61.164	62.158	66.068	73.689	79.373	80.954	81.831	82.571	82.283	81.675	80.896	80.071	79.355	79.529	80.078	81.671	82.376	80.657	77.91	74.076	69.675	



PJM Daily Report

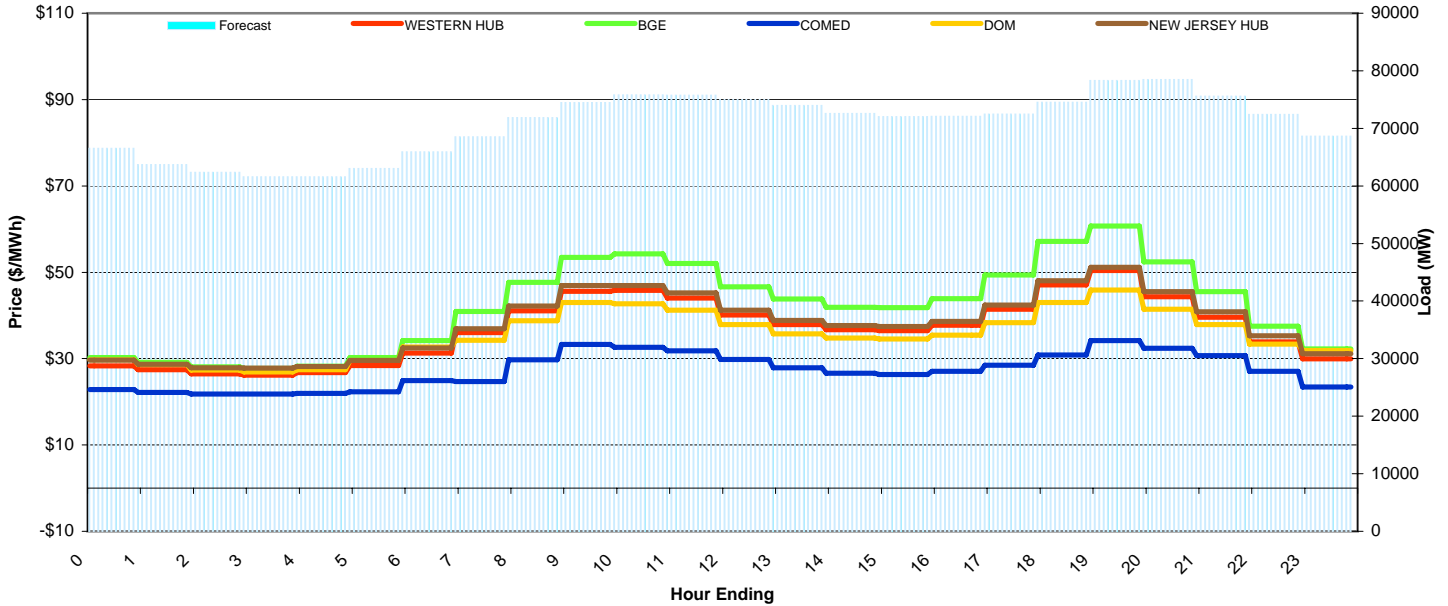
Saturday October 17, 2009

Price Color Codes:



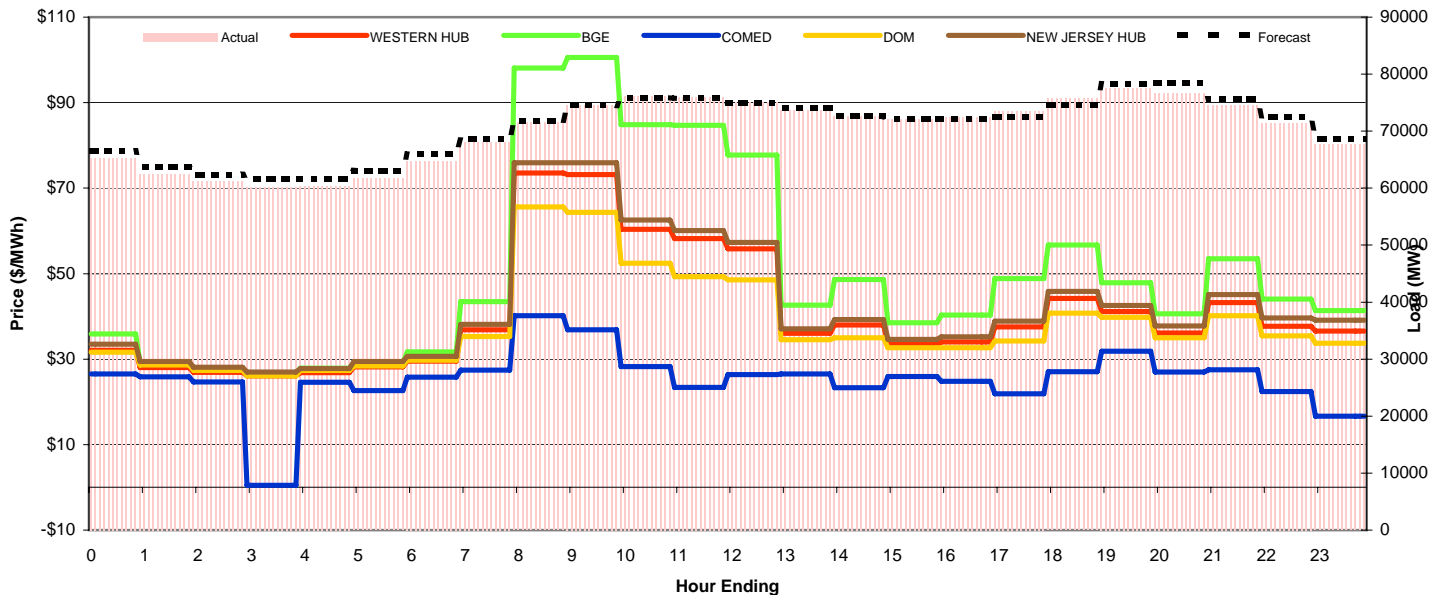
Day-Ahead Prices and Forecast Load

	HE1	HE2	HE3	HE4	HE5	HE6	HE7	HE8	HE9	HE10	HE11	HE12	HE13	HE14	HE15	HE16	HE17	HE18	HE19	HE20	HE21	HE22	HE23	HE24	avg all/peak
WESTERN HUB	28.29	27.41	26.49	26.18	26.76	28.39	31.29	36.02	41.04	45.61	45.79	44.06	40.13	37.91	36.69	36.47	37.73	41.44	47.08	50.39	44.34	39.60	33.85	29.93	37 / 41
BGE	30.21	29.132	28.077	27.71	28.234	30.258	34.162	40.935	47.66	53.478	54.284	52.026	46.657	43.792	41.9	41.83	43.85	49.344	57.175	60.683	52.391	45.534	37.534	32.223	42 / 48
COMED	22.809	22.176	21.814	21.794	21.918	22.317	24.942	24.689	29.718	33.28	32.615	31.82	29.784	27.857	26.642	26.298	27.079	28.502	30.874	34.149	32.38	30.698	27.061	23.418	27 / 30
DOM	29.755	28.603	27.372	26.924	27.434	29.606	32.694	34.262	38.794	42.975	42.715	41.225	37.899	35.753	34.796	34.55	35.457	38.362	43.012	45.903	41.476	37.88	33.362	31.873	36 / 39
NEW JERSEY HUB	29.62	28.70	27.91	27.77	28.16	29.62	32.46	36.95	42.20	46.90	46.95	45.20	41.21	38.84	37.62	37.42	38.64	42.42	48.02	51.12	45.48	40.83	35.30	31.14	38 / 42
DA Forecast	66.5	63.7	62.4	61.6	61.6	63.0	66.0	68.5	71.9	74.5	75.8	75.8	75.0	74.0	72.6	72.1	72.1	72.5	74.5	78.3	78.5	75.6	72.4	68.7	71 / 74



Preliminary Real-Time Prices with Forecasted and Actual System Load

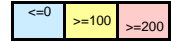
	HE1	HE2	HE3	HE4	HE5	HE6	HE7	HE8	HE9	HE10	HE11	HE12	HE13	HE14	HE15	HE16	HE17	HE18	HE19	HE20	HE21	HE22	HE23	HE24	avg all/peak
WESTERN HUB	32.06	28.05	26.91	26.05	26.83	28.16	29.54	36.89	73.57	73.18	60.37	58.17	55.80	36.01	38.01	33.48	34.02	37.52	44.22	41.12	36.14	43.20	37.69	36.55	41 / 46
BGE	35.9	29.109	27.916	26.764	27.845	29.173	31.688	43.486	98.083	100.6	84.86	84.692	77.762	42.618	48.593	38.481	40.27	48.809	56.672	47.856	40.619	53.517	44.046	41.349	50 / 59
COMED	26.502	25.849	24.623	0.4919	24.62	22.647	25.813	27.467	40.157	36.887	28.261	23.414	26.415	26.505	23.326	25.899	24.775	21.919	27.063	31.823	26.962	27.512	22.386	16.631	25 / 28
DOM	31.592	28.591	27.376	26.068	27.36	28.393	29.787	35.304	65.631	64.368	52.44	49.279	48.532	34.553	34.998	32.674	32.675	34.261	40.737	39.753	35.006	40.142	35.414	33.751	38 / 42
NEW JERSEY HUB	33.52	29.44	28.13	26.96	27.80	29.44	30.61	38.13	75.95	75.94	62.54	60.05	57.30	37.12	39.27	34.65	35.25	38.86	45.82	42.59	37.75	45.10	39.63	39.12	42 / 48
Percent Forecast	-1.97	-2.00	-1.91	-2.22	-1.92	-2.14	-1.92	-0.54	-0.44	0.05	0.37	0.34	0.15	-0.26	0.07	0.04	0.46	1.41	1.60	-0.99	-2.42	-1.40	-1.32	-1.45	
RTLload	65.245	62.444	61.205	60.265	60.438	61.73	64.71	68.172	71.544	74.539	76.12	76.026	75.088	73.799	72.626	72.098	72.417	73.502	75.73	77.536	76.659	74.547	71.474	67.682	



PJM Daily Report

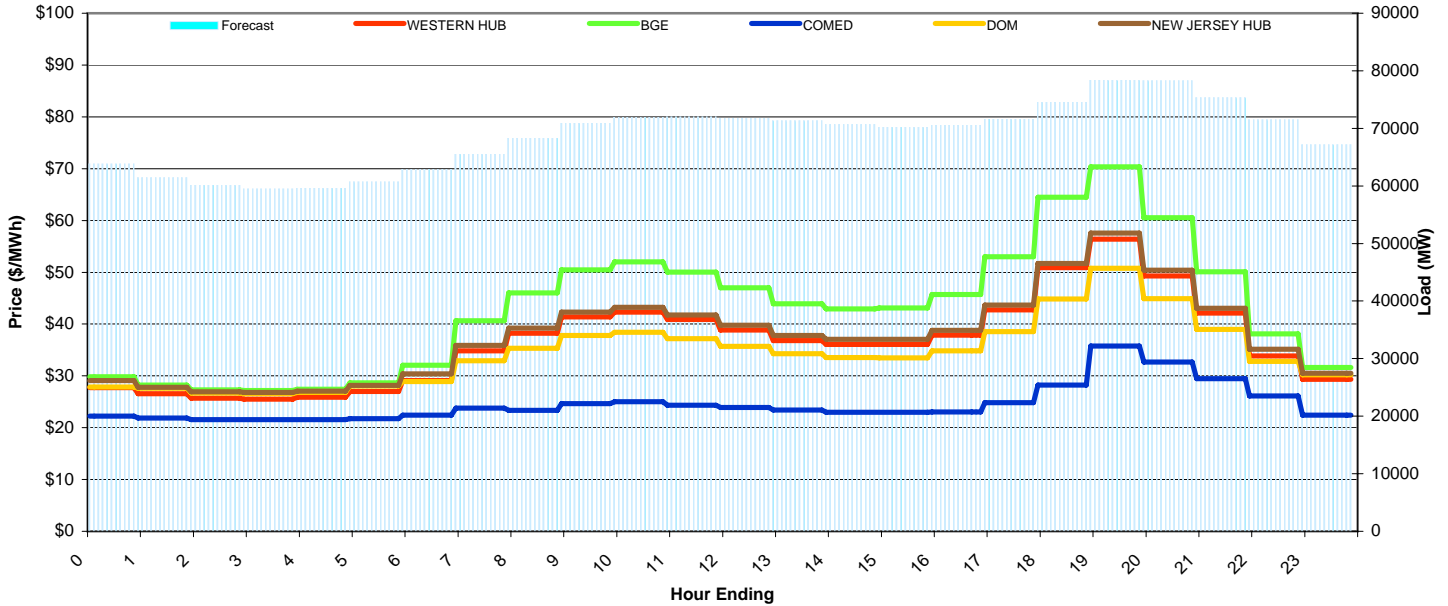
Sunday October 18, 2009

Price Color Codes:



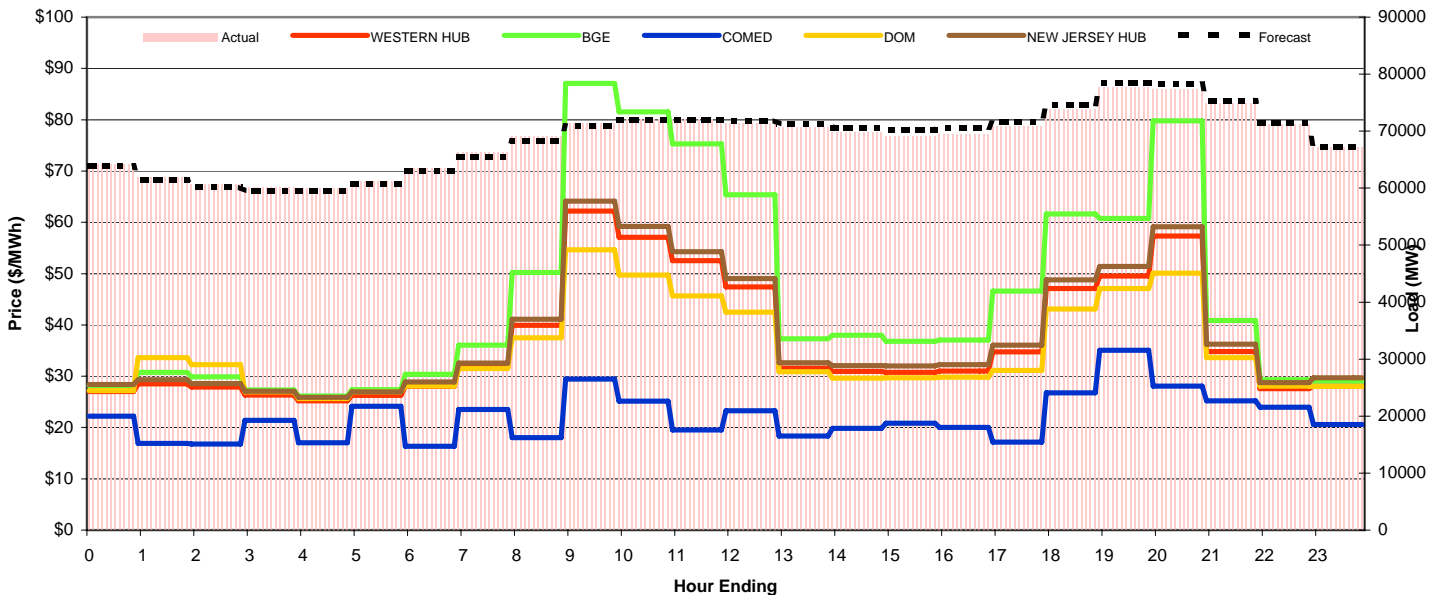
Day-Ahead Prices and Forecast Load

	HE1	HE2	HE3	HE4	HE5	HE6	HE7	HE8	HE9	HE10	HE11	HE12	HE13	HE14	HE15	HE16	HE17	HE18	HE19	HE20	HE21	HE22	HE23	HE24	avg all/peak
WESTERN HUB	27.76	26.59	25.69	25.50	25.89	27.01	29.11	34.81	38.26	41.37	42.32	40.89	38.85	36.83	36.06	36.05	37.84	42.74	50.90	56.41	49.26	42.10	33.82	29.31	36 / 41
BGE	29.858	28.236	27.29	27.156	27.444	28.661	32.065	40.628	46.039	50.436	52.019	50.006	47.002	43.93	42.941	43.106	45.73	53.003	64.468	70.368	60.558	50.064	38.091	31.605	43 / 50
COMED	22.208	21.873	21.538	21.529	21.564	21.756	22.396	23.792	23.348	24.661	25.02	24.344	23.922	23.417	22.969	22.962	23.048	24.817	28.216	35.739	32.669	29.474	26.131	22.407	25 / 26
DOM	27.882	27.616	26.683	26.549	26.822	28.038	28.916	32.907	35.309	37.781	38.443	37.208	35.691	34.275	33.564	33.49	34.811	38.531	44.822	50.8	44.9	38.969	32.819	30.223	34 / 38
NEW JERSEY HUB	29.12	27.78	26.91	26.78	27.07	28.16	30.41	35.87	39.23	42.31	43.24	41.76	39.75	37.82	37.04	37.04	38.79	43.67	51.71	57.55	50.39	43.03	35.14	30.54	38 / 42
DA Forecast	63.8	61.5	60.1	59.5	59.6	60.7	62.9	65.5	68.3	70.9	71.9	72.0	71.8	71.3	70.6	70.2	70.5	71.6	74.5	78.4	78.3	75.3	71.5	67.2	69 / 72



Preliminary Real-Time Prices with Forecasted and Actual System Load

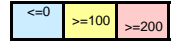
	HE1	HE2	HE3	HE4	HE5	HE6	HE7	HE8	HE9	HE10	HE11	HE12	HE13	HE14	HE15	HE16	HE17	HE18	HE19	HE20	HE21	HE22	HE23	HE24	avg all/peak
WESTERN HUB	27.03	28.49	27.88	26.33	25.18	26.25	28.00	31.69	39.95	62.17	57.09	52.53	47.42	31.58	30.95	30.76	31.01	34.78	47.09	49.51	57.32	34.81	27.56	28.08	37 / 42
BGE	28.183	30.757	29.896	27.345	26.12	27.38	30.365	36.036	50.194	87.109	81.532	75.322	65.385	37.313	37.962	36.812	37.075	46.602	61.657	60.751	79.806	40.873	29.315	29.095	46 / 54
COMED	22.198	16.911	16.798	21.41	17.029	24.158	16.336	23.488	18.057	29.468	25.113	19.527	23.256	18.316	19.835	20.819	20.029	17.128	26.736	35.058	28.072	25.182	23.97	20.584	22 / 23
DOM	27.175	33.641	32.261	26.963	25.62	26.933	28.06	31.51	37.484	54.657	49.72	45.634	42.479	30.851	29.63	29.698	29.837	31.129	43.124	47.095	50.1	33.655	28.073	28.03	35 / 38
NEW JERSEY HUB	28.38	29.35	28.59	27.08	25.86	26.97	28.89	32.56	41.10	64.15	59.23	54.28	49.03	32.65	32.09	32.01	32.25	36.03	48.79	51.40	59.14	36.25	28.74	29.67	38 / 43
Percent Forecast	0.57	0.61	0.73	0.94	0.71	0.66	0.72	1.21	1.12	0.59	0.13	0.02	-0.48	-1.05	-1.34	-1.61	-1.48	-1.20	-0.99	-1.01	-1.19	-0.57	-0.51	-0.04	
RTLload	64.2	61.826	60.57	60.053	60.022	61.129	63.375	66.323	69.075	71.303	72.041	72.002	71.44	70.565	69.708	69.122	69.493	70.771	73.807	77.568	77.348	74.905	71.109	67.13	



PJM Daily Report

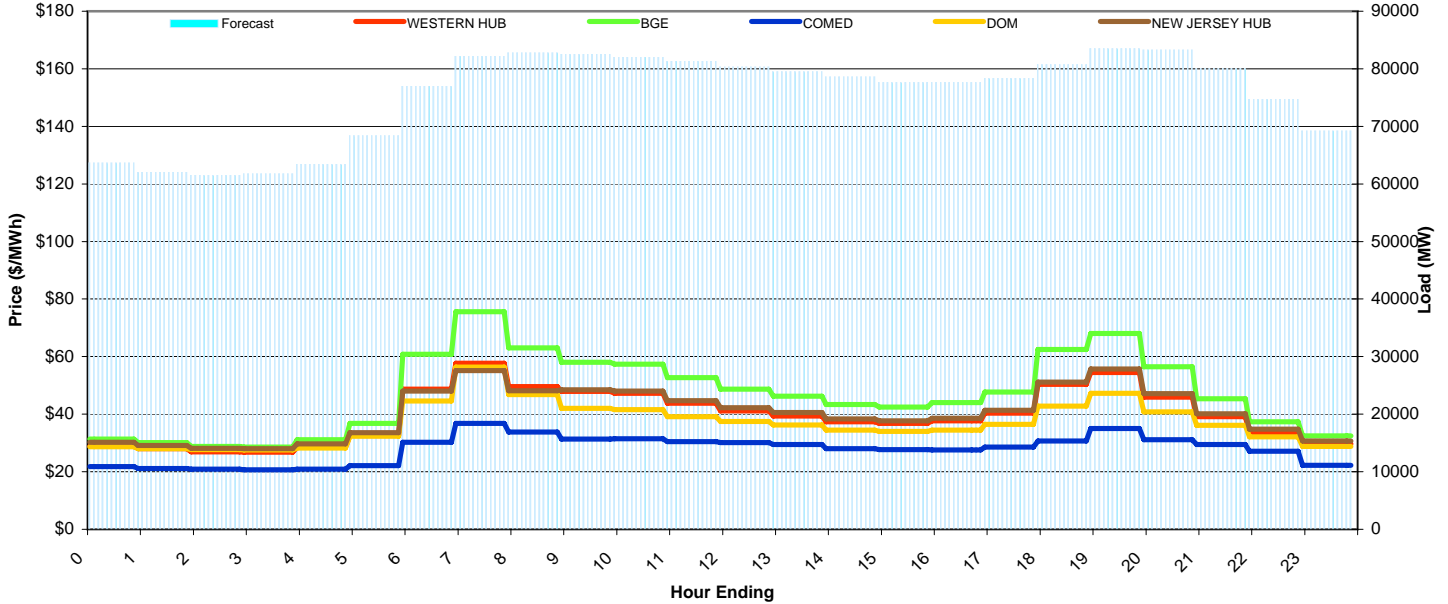
Monday October 19, 2009

Price Color Codes:



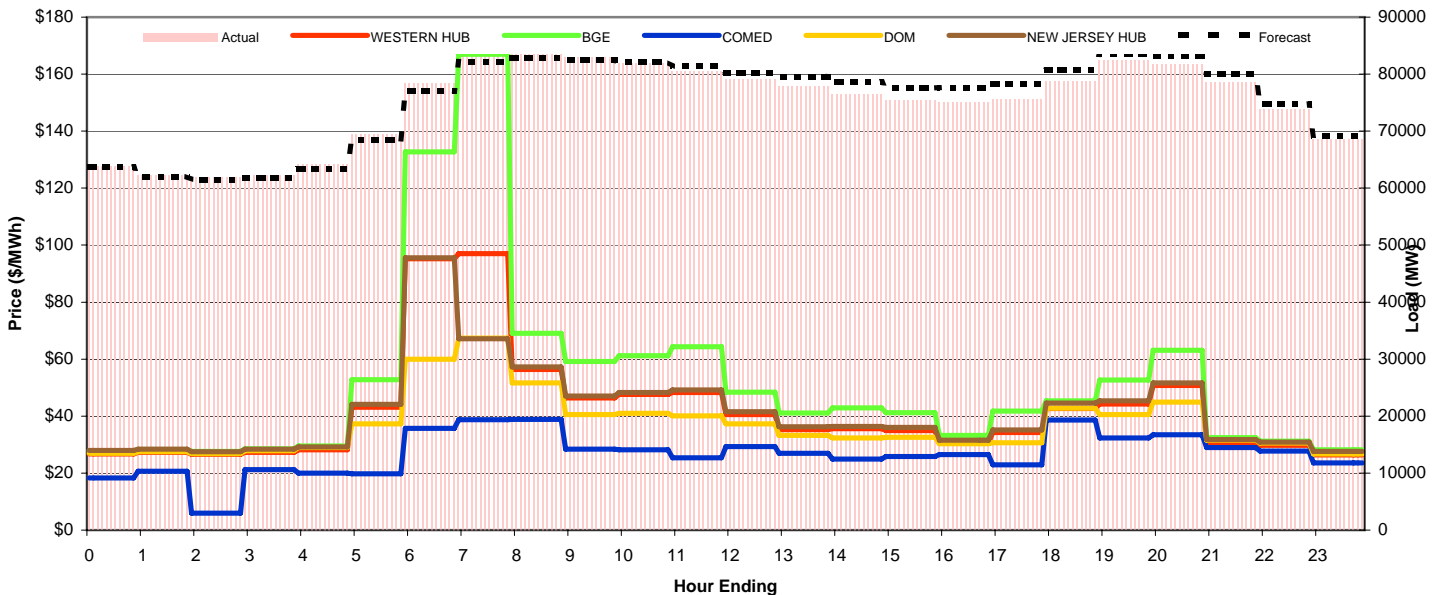
Day-Ahead Prices and Forecast Load

	HE1	HE2	HE3	HE4	HE5	HE6	HE7	HE8	HE9	HE10	HE11	HE12	HE13	HE14	HE15	HE16	HE17	HE18	HE19	HE20	HE21	HE22	HE23	HE24	avg all/peak
WESTERN HUB	28.95	28.00	26.89	26.79	28.50	32.62	48.74	57.70	49.57	47.93	47.27	43.81	41.15	39.39	37.35	36.77	37.66	40.40	50.32	54.49	45.97	39.12	33.51	29.69	40 / 44
BGE	31.395	30.123	28.847	28.615	31.166	36.835	60.85	75.578	63.02	58.036	57.417	52.66	48.72	46.22	43.39	42.472	43.983	47.733	62.52	68.028	56.44	45.347	37.38	32.433	47 / 53
COMED	21.766	21.154	20.949	20.686	20.915	22.17	30.265	36.783	33.827	31.352	31.501	30.469	30.116	29.422	27.977	27.68	27.583	28.518	30.702	34.996	31.183	29.437	27.119	22.213	28 / 31
DOM	28.637	28.055	27.645	27.626	28.282	32.366	44.596	56.32	46.784	42.038	41.589	39.125	37.481	36.25	34.426	33.975	34.454	36.473	42.786	47.227	40.773	36.118	32.145	28.823	37 / 40
NEW JERSEY HUB	30.19	29.14	28.15	28.05	29.66	33.61	48.07	55.15	48.11	48.48	48.07	44.70	42.28	40.55	38.31	37.70	38.57	41.32	51.16	55.66	47.14	40.11	34.75	30.72	40 / 45
DA Forecast	63.7	62.0	61.5	61.7	63.4	68.4	77.0	82.2	82.8	82.5	82.1	81.3	80.3	79.5	78.6	77.6	77.6	78.3	80.7	83.5	83.3	80.1	74.7	69.2	75 / 80



Preliminary Real-Time Prices with Forecasted and Actual System Load

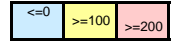
	HE1	HE2	HE3	HE4	HE5	HE6	HE7	HE8	HE9	HE10	HE11	HE12	HE13	HE14	HE15	HE16	HE17	HE18	HE19	HE20	HE21	HE22	HE23	HE24	avg all/peak
WESTERN HUB	26.74	27.27	26.62	27.31	28.19	43.06	95.22	97.00	56.36	46.32	47.60	48.33	40.51	35.29	35.54	34.95	30.49	34.20	42.69	44.28	50.78	30.81	29.73	26.40	42 / 44
BGE	27.816	28.325	27.579	28.495	29.508	52.827	132.74	166.94	69.076	59.163	61.218	64.34	48.376	41.105	42.903	41.213	33.237	41.743	45.408	52.661	63.131	32.408	31.246	28.17	52 / 56
COMED	18.332	20.69	5.8977	21.242	20.01	19.796	35.753	38.794	38.867	28.37	28.186	25.393	29.36	26.998	24.886	25.832	26.453	22.868	38.677	32.364	33.463	28.985	27.773	23.585	27 / 30
DOM	26.976	27.503	26.81	27.822	28.915	37.279	60.009	67.414	51.617	40.496	41.009	40.13	37.29	33.254	32.366	32.512	30.27	30.674	42.802	40.55	44.872	31.519	30.584	26.712	37 / 39
NEW JERSEY HUB	27.96	28.46	27.56	28.39	29.24	44.08	95.51	67.16	57.27	47.04	48.30	49.14	41.58	36.32	36.44	35.99	31.54	35.10	44.63	45.39	51.69	31.82	30.91	27.59	42 / 43
Percent Forecast	0.21	0.37	0.64	0.85	1.33	1.46	1.79	1.82	1.54	0.45	-0.29	-1.19	-1.66	-2.10	-2.71	-3.01	-3.51	-3.63	-2.62	-1.29	-1.95	-1.92	-1.28	-1.06	
RTLLoad	63.786	62.257	61.887	62.267	64.236	69.375	78.421	83.718	84.047	82.864	81.842	80.372	78.991	77.88	76.55	75.353	74.993	75.561	78.645	82.417	81.656	78.551	73.76	68.499	



PJM Daily Report

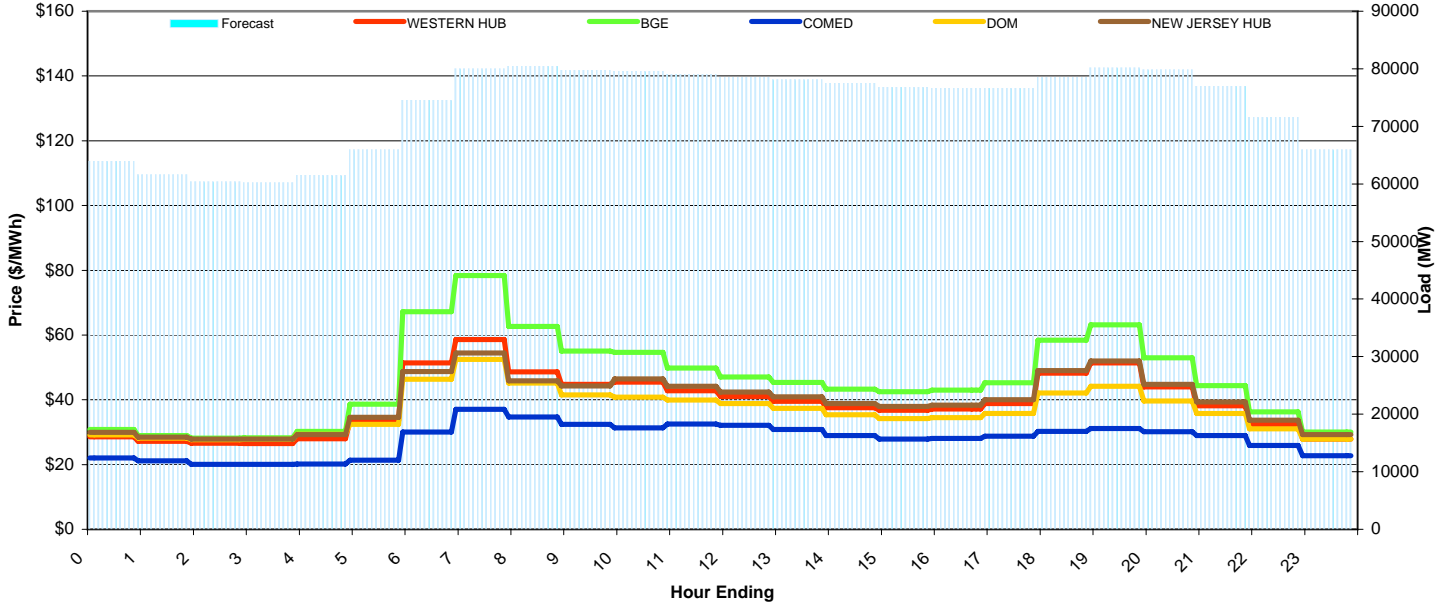
Tuesday October 20, 2009

Price Color Codes:



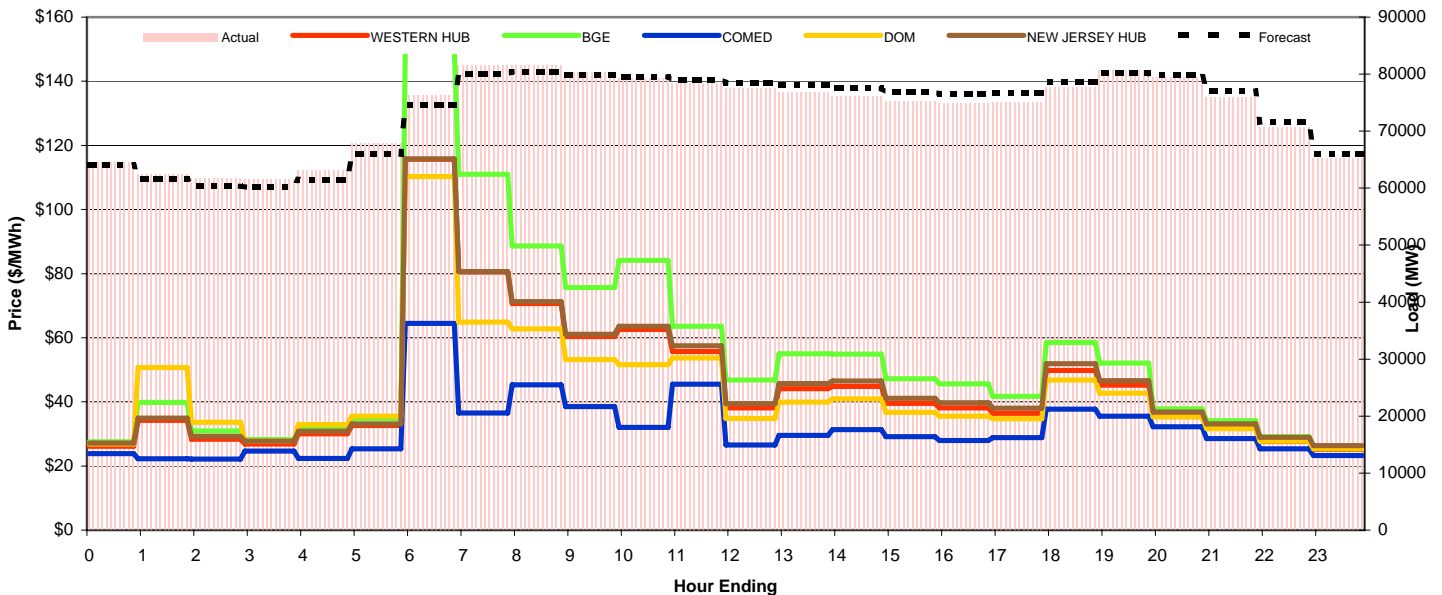
Day-Ahead Prices and Forecast Load

	HE1	HE2	HE3	HE4	HE5	HE6	HE7	HE8	HE9	HE10	HE11	HE12	HE13	HE14	HE15	HE16	HE17	HE18	HE19	HE20	HE21	HE22	HE23	HE24	avg all/peak
WESTERN HUB	28.58	27.18	26.55	26.52	28.00	33.55	51.40	58.62	48.60	44.74	45.48	42.81	41.00	39.54	37.57	36.77	37.16	38.86	48.23	51.38	44.00	38.19	32.44	27.87	39 / 43
BGE	30.859	28.943	28.197	28.235	30.202	38.639	67.192	78.366	62.647	55.05	54.638	49.796	47.04	45.41	43.265	42.47	42.986	45.294	58.359	63.113	52.922	44.342	36.313	30.004	46 / 51
COMED	22.021	21.159	20.099	20.075	20.134	21.336	30.001	37.074	34.692	32.407	31.375	32.542	32.118	30.809	28.933	27.855	28.1	28.76	30.201	31.176	30.185	28.919	25.87	22.74	28 / 31
DOM	29.177	28.2	27.658	27.8	29.311	32.367	46.354	52.44	45.198	41.461	40.817	39.973	38.805	37.373	35.381	34.179	34.491	35.731	42.064	44.155	39.627	35.732	31.061	27.834	37 / 39
NEW JERSEY HUB	29.90	28.50	27.88	27.87	29.23	34.58	48.68	54.44	45.86	44.26	46.49	44.14	42.37	40.95	38.85	37.92	38.38	40.05	49.00	51.98	44.76	39.32	33.67	29.21	40 / 43
DA Forecast	64.0	61.6	60.3	60.2	61.5	65.9	74.6	80.0	80.4	79.8	79.6	79.0	78.5	78.1	77.5	76.8	76.6	76.6	78.6	80.2	79.8	77.0	71.6	65.9	74 / 78



Preliminary Real-Time Prices with Forecasted and Actual System Load

	HE1	HE2	HE3	HE4	HE5	HE6	HE7	HE8	HE9	HE10	HE11	HE12	HE13	HE14	HE15	HE16	HE17	HE18	HE19	HE20	HE21	HE22	HE23	HE24	avg all/peak
WESTERN HUB	26.16	34.20	28.35	26.89	30.06	32.64	115.67	80.57	70.64	60.34	62.54	55.68	38.09	44.12	44.78	39.48	38.17	36.45	49.76	45.25	35.39	31.77	27.62	25.13	45 / 48
BGE	27.5	39.851	30.911	28.27	32.058	34.796	150.01	110.99	88.682	75.705	84.106	63.532	46.848	55.019	54.89	47.174	45.637	41.732	58.529	52.076	37.86	34.158	29.142	26.246	54 / 58
COMED	23.821	22.209	22.192	24.686	22.403	25.327	64.514	36.567	45.27	38.516	32.08	45.499	26.514	29.559	31.359	29.154	27.987	28.877	37.775	35.485	32.227	28.553	25.394	23.263	32 / 33
DOM	26.877	50.749	33.643	27.764	32.978	35.486	110.27	64.887	62.822	53.162	51.571	53.666	34.859	39.885	40.928	36.761	35.564	34.776	46.796	42.751	35.336	31.645	27.736	25.361	43 / 43
NEW JERSEY HUB	27.16	34.96	29.23	27.79	30.86	33.18	115.80	80.60	71.31	61.07	63.54	57.54	39.43	45.70	46.53	41.08	39.69	38.02	51.89	46.61	36.83	33.14	28.99	26.37	46 / 49
Percent Forecast	0.90	1.44	2.20	2.29	2.68	2.90	2.39	1.78	1.25	0.67	-0.38	-0.77	-1.36	-1.60	-1.85	-2.11	-2.23	-1.97	-1.13	0.65	-0.51	-1.32	-1.23	-1.18	
RTLoad	64.594	62.492	61.706	61.589	63.183	67.904	76.38	81.466	81.467	80.337	79.264	78.438	77.447	76.876	76.103	75.217	74.919	75.137	77.674	80.69	79.402	75.976	70.685	65.166	



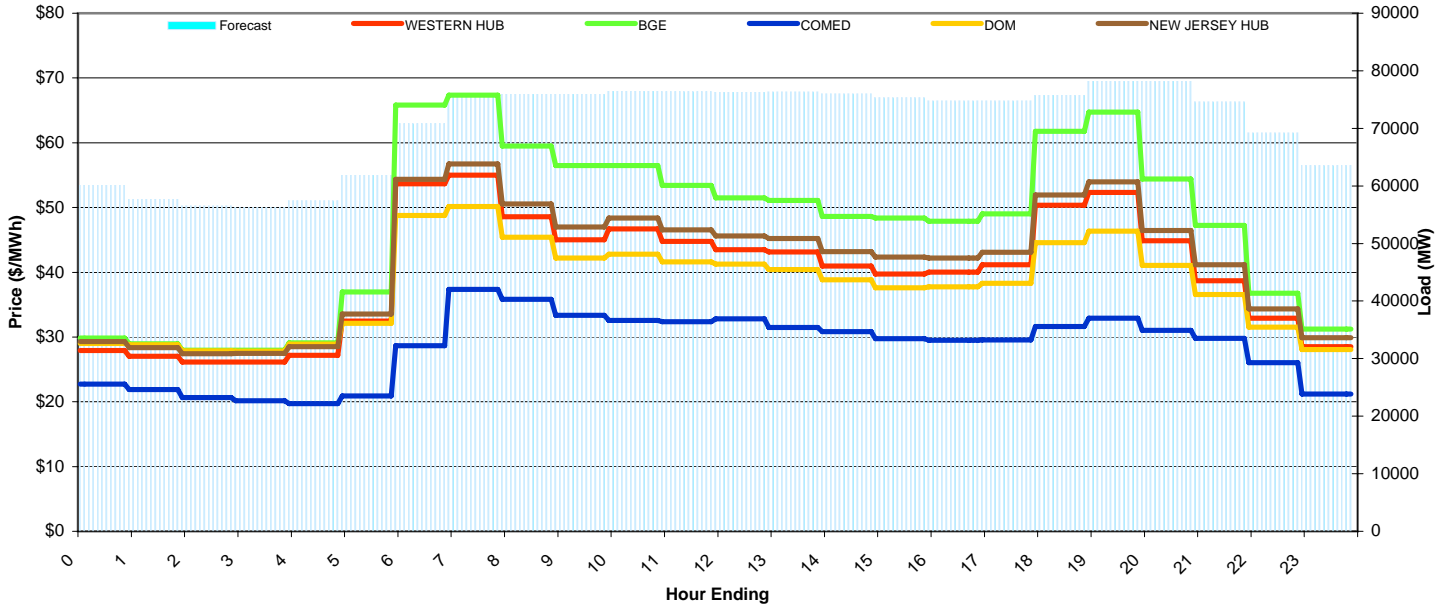
PJM Daily Report

Wednesday October 21, 2009

Price Color Codes: ≤0 ≥100 ≥200

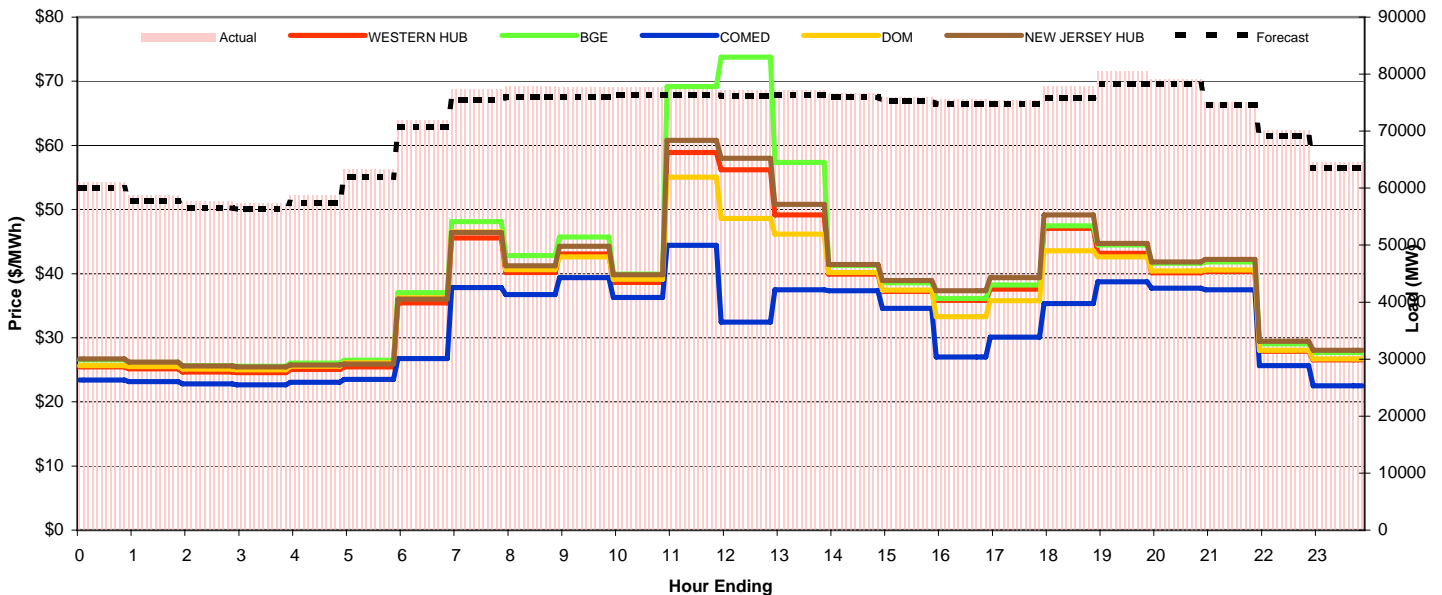
Day-Ahead Prices and Forecast Load

	HE1	HE2	HE3	HE4	HE5	HE6	HE7	HE8	HE9	HE10	HE11	HE12	HE13	HE14	HE15	HE16	HE17	HE18	HE19	HE20	HE21	HE22	HE23	HE24	avg all/peak
WESTERN HUB	27.94	27.04	26.12	26.16	27.17	32.49	53.66	55.00	48.59	45.04	46.68	44.77	43.48	43.12	40.95	39.74	40.02	41.14	50.37	52.34	44.87	38.69	32.89	28.53	40 / 44
BGE	29.866	28.932	27.966	27.98	29.089	36.968	65.808	67.347	59.48	56.49	56.46	53.43	51.485	51.085	48.62	48.39	47.893	49.038	61.753	64.71	54.388	47.23	36.77	31.247	47 / 53
COMED	22.725	21.874	20.671	20.136	19.706	20.885	28.669	37.365	35.818	33.376	32.565	32.374	32.805	31.497	30.814	29.761	29.508	29.56	31.609	32.92	31.01	29.818	26.036	21.211	28 / 32
DOM	28.995	28.806	27.867	27.822	28.901	32.117	48.794	50.169	45.428	42.195	42.806	41.604	41.245	40.411	38.859	37.586	37.734	38.316	44.555	46.336	41.04	36.553	31.516	28.055	38 / 41
NEW JERSEY HUB	29.31	28.38	27.43	27.48	28.52	33.58	54.34	56.74	50.53	46.97	48.36	46.56	45.60	45.21	43.17	42.35	42.22	43.09	51.93	53.95	46.44	41.16	34.32	29.90	42 / 46
DA Forecast	60.1	57.7	56.5	56.3	57.4	61.9	70.8	75.5	75.9	75.9	76.4	76.4	76.3	76.0	75.3	74.8	74.8	74.8	75.8	78.2	78.2	74.6	69.2	63.5	71 / 76



Preliminary Real-Time Prices with Forecasted and Actual System Load

	HE1	HE2	HE3	HE4	HE5	HE6	HE7	HE8	HE9	HE10	HE11	HE12	HE13	HE14	HE15	HE16	HE17	HE18	HE19	HE20	HE21	HE22	HE23	HE24	avg all/peak
WESTERN HUB	25.45	25.14	24.68	24.57	25.03	25.45	35.43	45.55	40.19	43.06	38.63	58.91	56.18	49.17	39.93	37.22	35.83	37.58	47.07	43.16	40.14	40.33	27.92	26.57	37 / 43
BGE	26.529	26.165	25.674	25.532	26.032	26.484	37.046	48.087	42.828	45.703	39.912	69.192	73.759	57.36	41.29	38.578	36.151	38.25	47.452	44.45	41.632	41.799	29.04	27.675	40 / 46
COMED	23.401	23.153	22.808	22.678	23.052	23.526	26.739	37.805	36.731	39.362	36.271	44.431	32.43	37.496	37.315	34.567	26.992	30.082	35.337	38.743	37.725	37.475	25.627	22.491	32 / 36
DOM	25.664	25.511	25.125	24.997	25.574	26.091	36.248	46.496	40.612	42.601	39.126	55.048	48.625	46.171	40.192	37.416	33.278	35.758	43.552	42.642	40.449	40.592	28.067	26.694	37 / 41
NEW JERSEY HUB	26.68	26.20	25.61	25.45	25.77	25.88	36.05	46.40	41.24	44.27	39.83	60.80	57.98	50.82	41.42	38.94	37.34	39.38	49.17	44.74	41.83	42.24	29.45	28.07	39 / 44
Percent Forecast	1.49	1.69	2.02	1.80	2.14	2.34	1.49	2.39	2.45	2.15	1.59	1.40	1.18	1.11	0.90	0.80	1.04	0.90	2.69	2.81	1.23	0.49	1.23	1.55	
RTLoad	61.004	58.661	57.715	57.35	58.67	63.356	71.889	77.348	77.84	77.59	77.672	77.471	77.161	77.176	76.675	75.934	75.55	75.445	77.888	80.497	79.179	74.99	70.071	64.539	



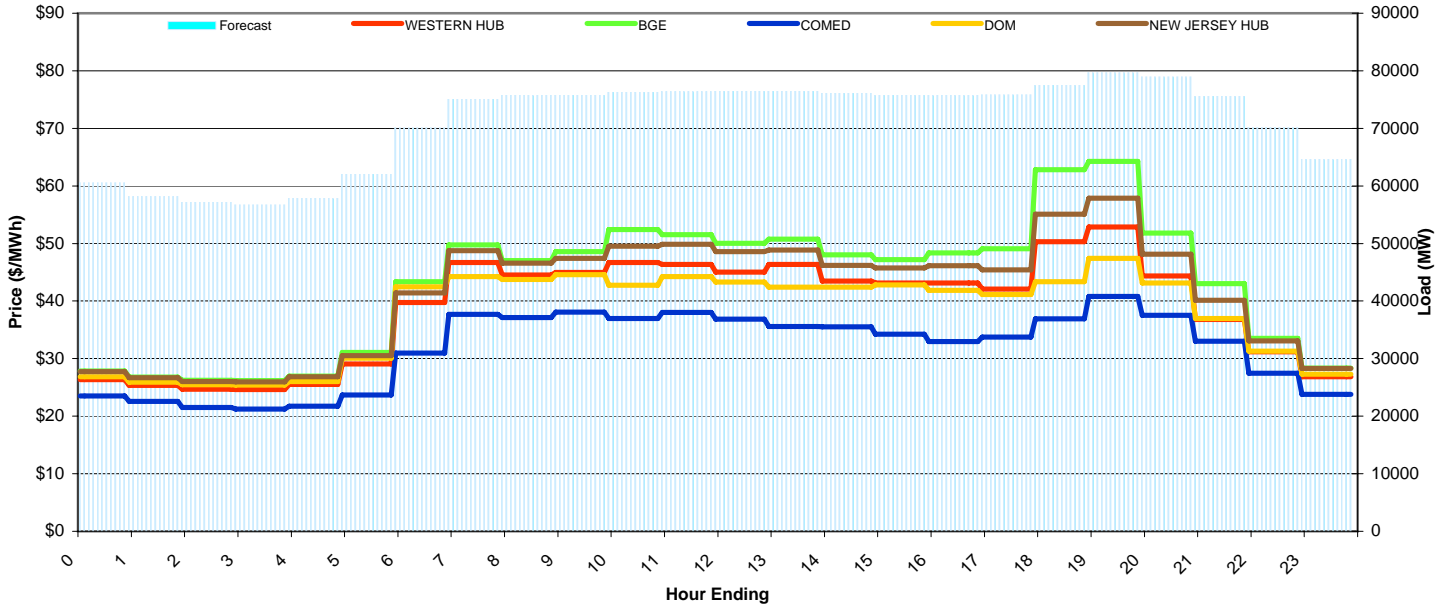
PJM Daily Report

Thursday October 22, 2009

Price Color Codes: ≤0 ≥100 ≥200

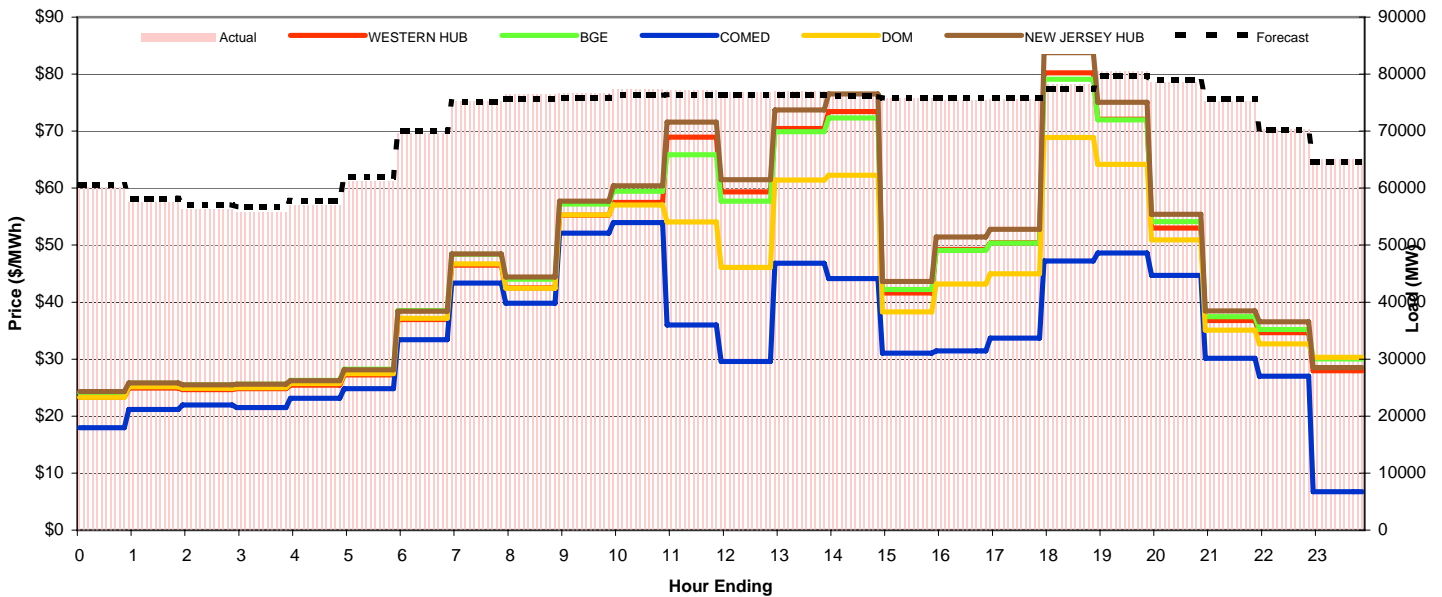
Day-Ahead Prices and Forecast Load

	HE1	HE2	HE3	HE4	HE5	HE6	HE7	HE8	HE9	HE10	HE11	HE12	HE13	HE14	HE15	HE16	HE17	HE18	HE19	HE20	HE21	HE22	HE23	HE24	avg all/peak
WESTERN HUB	26.37	25.35	24.71	24.65	25.52	29.10	39.75	46.69	44.54	44.95	46.68	46.35	45.02	46.37	43.48	43.14	43.14	42.11	50.28	52.88	44.35	36.77	31.17	26.87	39 / 44
BGE	27.865	26.814	26.227	26.16	26.968	31.067	43.385	49.757	47.043	48.609	52.425	51.51	50.029	50.735	48.051	47.21	48.35	49.06	62.81	64.269	51.81	43.015	33.532	28.375	43 / 50
COMED	23.496	22.556	21.502	21.219	21.747	23.663	30.97	37.681	37.129	38.097	36.981	38.009	36.829	35.578	35.516	34.236	32.96	33.751	36.906	40.782	37.521	33.013	27.46	23.773	32 / 36
DOM	26.837	25.895	25.479	25.413	26.01	30.091	42.474	44.269	43.75	44.57	42.764	44.239	43.326	42.44	42.391	42.794	41.873	41.139	43.372	47.423	43.155	36.958	31.306	27.288	38 / 42
NEW JERSEY HUB	27.77	26.70	26.02	25.95	26.87	30.50	41.44	48.77	46.58	47.44	49.53	49.89	48.61	48.85	46.19	45.74	46.16	45.44	55.11	57.85	48.13	40.16	33.07	28.29	41 / 47
DA Forecast	60.6	58.2	57.1	56.7	57.8	62.0	70.1	75.1	75.7	75.8	76.3	76.4	76.4	76.4	76.1	75.8	75.7	75.8	77.5	79.6	78.9	75.6	70.1	64.6	71 / 76



Preliminary Real-Time Prices with Forecasted and Actual System Load

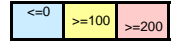
	HE1	HE2	HE3	HE4	HE5	HE6	HE7	HE8	HE9	HE10	HE11	HE12	HE13	HE14	HE15	HE16	HE17	HE18	HE19	HE20	HE21	HE22	HE23	HE24	avg all/peak
WESTERN HUB	23.28	24.93	24.66	24.84	25.42	27.21	36.94	46.50	42.49	55.26	57.51	68.96	59.32	70.47	73.41	41.59	49.25	50.43	60.24	72.08	53.00	36.75	34.63	27.97	46 / 56
BGE	24.097	25.785	25.465	25.6	26.299	28.231	38.518	48.399	44.04	57.223	59.454	65.834	57.695	69.902	72.3	42.241	49.085	50.337	79.129	71.998	54.141	37.454	35.192	30.049	47 / 56
COMED	17.991	21.157	21.925	21.484	23.12	24.824	33.391	43.329	39.798	52.123	53.947	35.963	29.563	46.85	44.104	31.047	31.444	33.698	47.194	48.597	44.689	30.134	27.023	6.7394	34 / 40
DOM	23.278	25.137	24.844	24.99	25.714	27.464	37.152	46.712	42.425	55.316	57.023	54.06	46.113	61.396	62.248	38.264	43.185	44.996	68.901	64.164	50.908	35.09	32.68	30.297	43 / 50
NEW JERSEY HUB	24.32	25.83	25.49	25.62	26.23	28.12	38.39	48.43	44.42	57.70	60.43	71.58	61.45	73.73	76.51	43.64	51.42	52.80	83.74	75.06	55.41	38.47	36.56	28.52	48 / 58
Percent Forecast	-0.61	-1.24	-1.47	-1.56	-1.40	-1.38	-0.78	0.17	0.93	1.19	1.23	0.90	0.56	0.62	0.33	0.01	-0.32	-0.41	0.93	1.00	-0.40	-0.56	0.27	0.65	
RTLoad	60.187	57.446	56.301	55.82	56.989	61.191	69.552	75.242	76.405	76.691	77.238	77.096	76.85	76.908	76.379	75.791	75.486	75.528	78.229	80.448	78.618	75.187	70.321	64.993	



PJM Daily Report

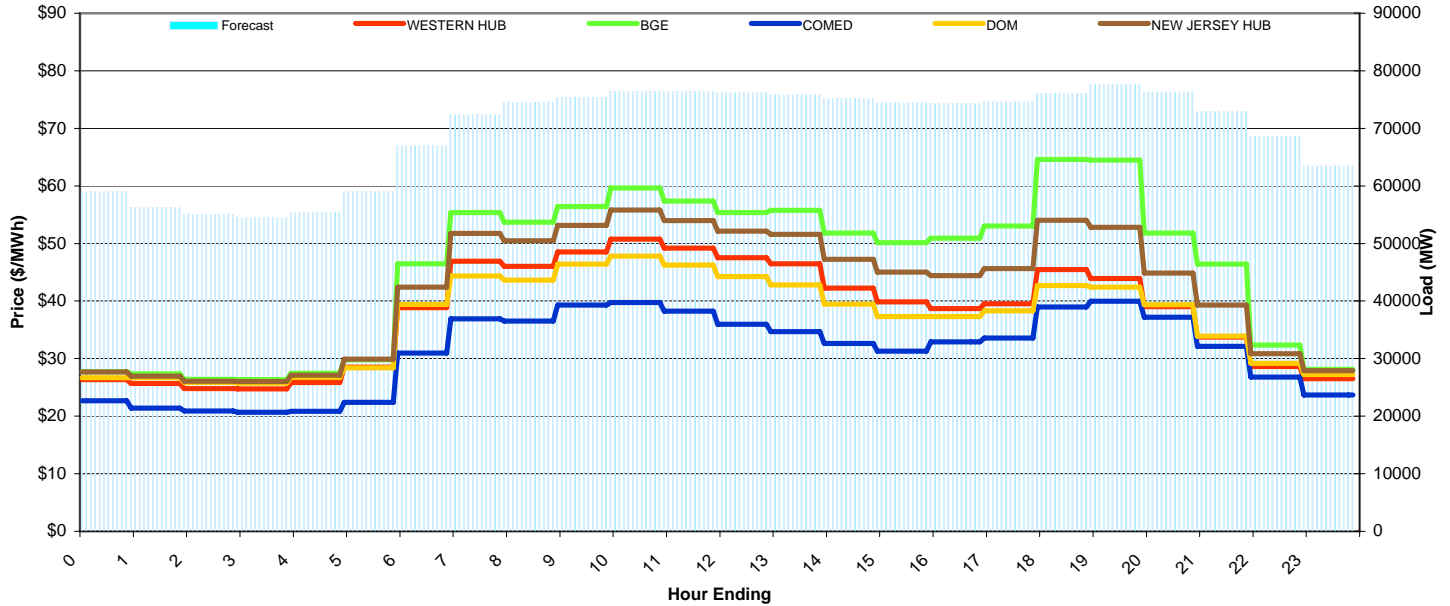
Friday October 23, 2009

Price Color Codes:



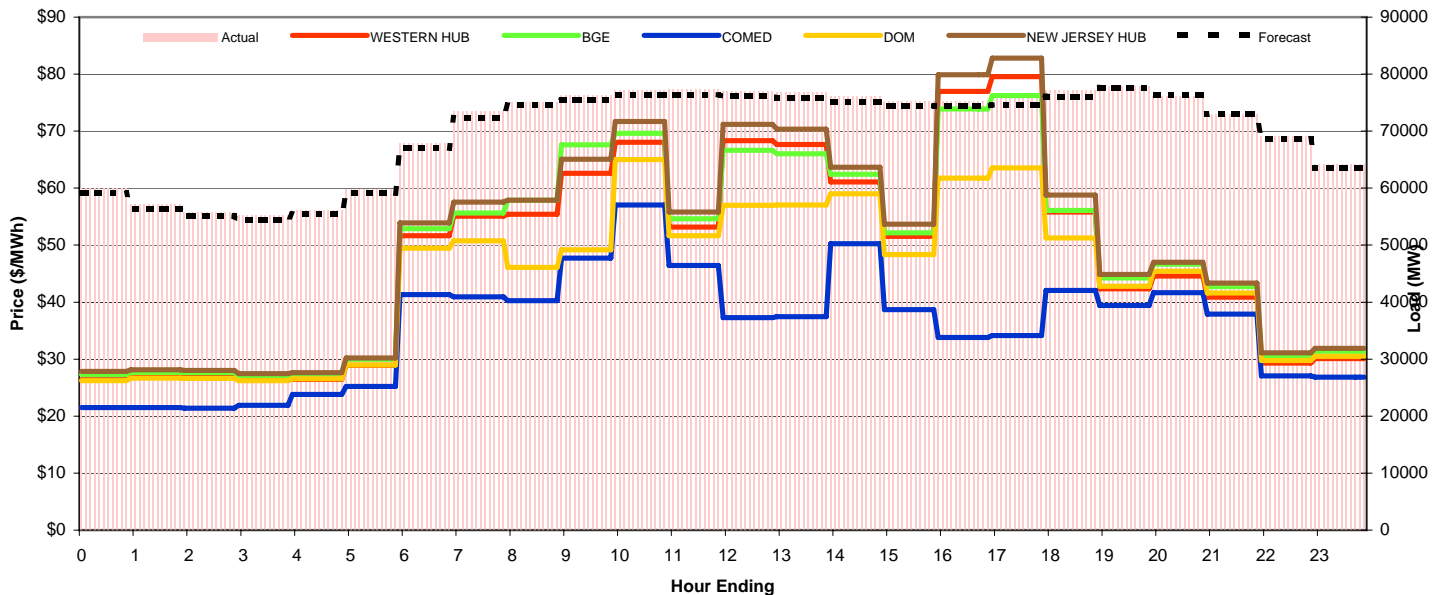
Day-Ahead Prices and Forecast Load

	HE1	HE2	HE3	HE4	HE5	HE6	HE7	HE8	HE9	HE10	HE11	HE12	HE13	HE14	HE15	HE16	HE17	HE18	HE19	HE20	HE21	HE22	HE23	HE24	avg all/peak
WESTERN HUB	26.34	25.69	24.79	24.75	25.84	28.51	38.85	46.91	46.05	48.55	50.75	49.22	47.55	46.45	42.24	39.86	38.71	39.52	45.45	43.90	39.04	33.77	28.60	26.54	38 / 43
BGE	27.739	27.328	26.411	26.345	27.456	29.815	46.481	55.372	53.697	56.425	59.641	57.372	55.38	55.748	51.825	50.148	50.932	53.042	64.571	64.49	51.81	46.4	32.364	28.112	46 / 54
COMED	22.67	21.408	20.885	20.656	20.857	22.418	30.956	36.89	36.544	39.299	39.756	38.241	35.976	34.679	32.625	31.319	32.918	33.597	38.99	39.996	37.164	32.145	26.802	23.664	31 / 35
DOM	26.679	26.678	25.838	25.734	26.761	28.388	39.418	44.349	43.646	46.419	47.8	46.273	44.236	42.823	39.468	37.278	37.314	38.275	42.693	42.44	39.342	33.918	29.2	27.226	37 / 41
NEW JERSEY HUB	27.68	26.98	26.05	26.00	27.12	29.91	42.39	51.74	50.47	53.13	55.82	53.97	52.12	51.57	47.26	45.02	44.39	45.63	54.03	52.79	44.86	39.32	30.88	27.91	42 / 48
DA Forecast	59.1	56.3	55.1	54.5	55.4	59.0	67.0	72.4	74.6	75.4	76.4	76.4	76.1	75.9	75.2	74.4	74.3	74.6	76.1	77.7	76.3	72.9	68.6	63.5	69 / 75



Preliminary Real-Time Prices with Forecasted and Actual System Load

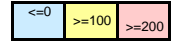
	HE1	HE2	HE3	HE4	HE5	HE6	HE7	HE8	HE9	HE10	HE11	HE12	HE13	HE14	HE15	HE16	HE17	HE18	HE19	HE20	HE21	HE22	HE23	HE24	avg all/peak
WESTERN HUB	26.40	26.86	26.85	26.37	26.47	28.92	51.65	55.10	55.39	62.61	68.03	53.16	68.35	67.64	61.06	51.53	76.98	79.57	55.80	42.33	44.60	40.90	29.30	30.08	48 / 57
BGE	27.296	27.684	27.611	27.137	27.348	29.964	52.884	55.643	57.865	67.589	69.606	54.603	66.651	66.011	62.442	52.169	73.859	76.255	56.087	44.253	46.639	42.739	30.604	31.407	49 / 58
COMED	21.514	21.527	21.38	21.875	23.802	25.228	41.314	40.907	40.263	47.73	57.017	46.404	37.295	37.423	50.241	38.677	33.805	34.162	42.031	39.437	41.648	37.91	27.043	26.817	36 / 41
DOM	26.208	26.695	26.639	26.237	26.547	28.953	49.452	50.745	46.092	49.156	65.01	51.644	56.978	57.016	58.98	48.318	61.753	63.53	51.255	42.764	45.394	41.593	29.762	30.473	44 / 51
NEW JERSEY HUB	27.86	28.13	28.04	27.47	27.61	30.19	53.92	57.57	57.88	65.08	71.68	55.82	71.17	70.38	63.65	53.70	79.87	82.80	58.77	44.87	47.00	43.33	31.10	31.87	50 / 60
Percent Forecast	1.53	1.58	1.38	1.40	1.19	1.34	1.40	1.55	0.73	0.97	0.94	1.09	1.15	1.27	1.13	1.01	1.31	1.52	1.40	0.18	-0.39	0.06	0.56	0.94	
RTLoad	60.006	57.19	55.819	55.233	56.072	59.837	67.914	73.502	75.107	76.163	77.096	77.241	77.034	76.822	76.064	75.187	75.318	75.75	77.163	77.814	76.045	72.981	69.036	64.108	



PJM Daily Report

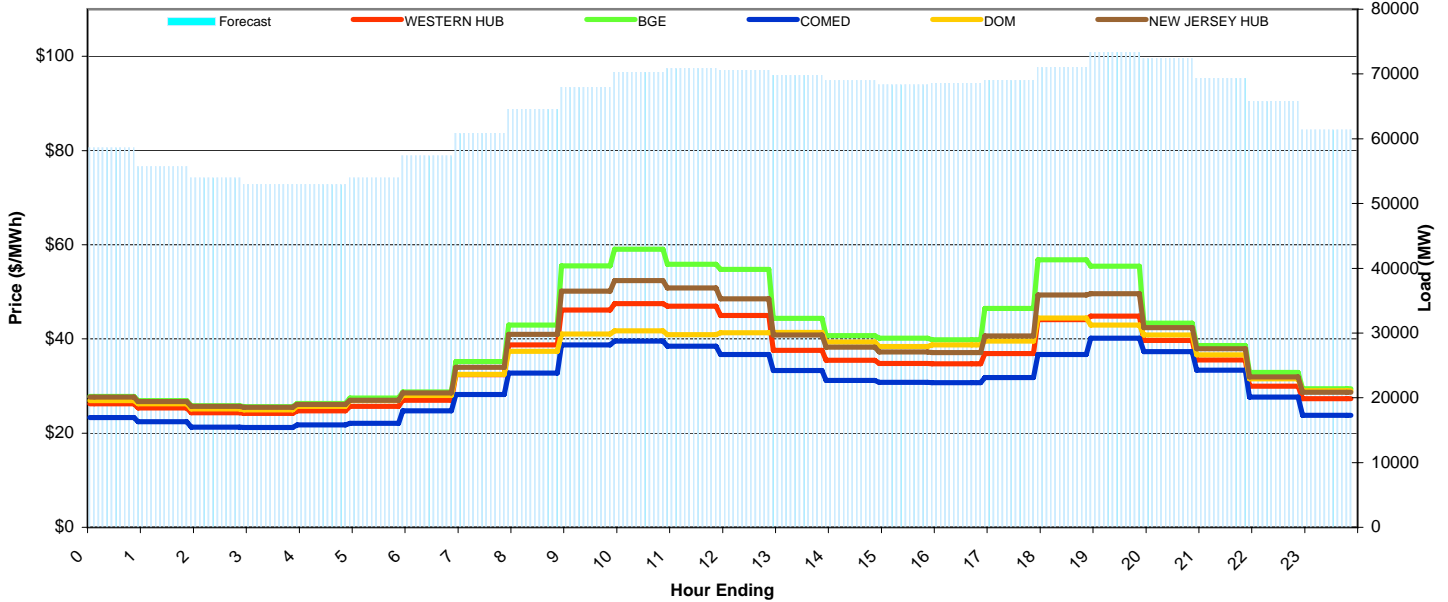
Saturday October 24, 2009

Price Color Codes:



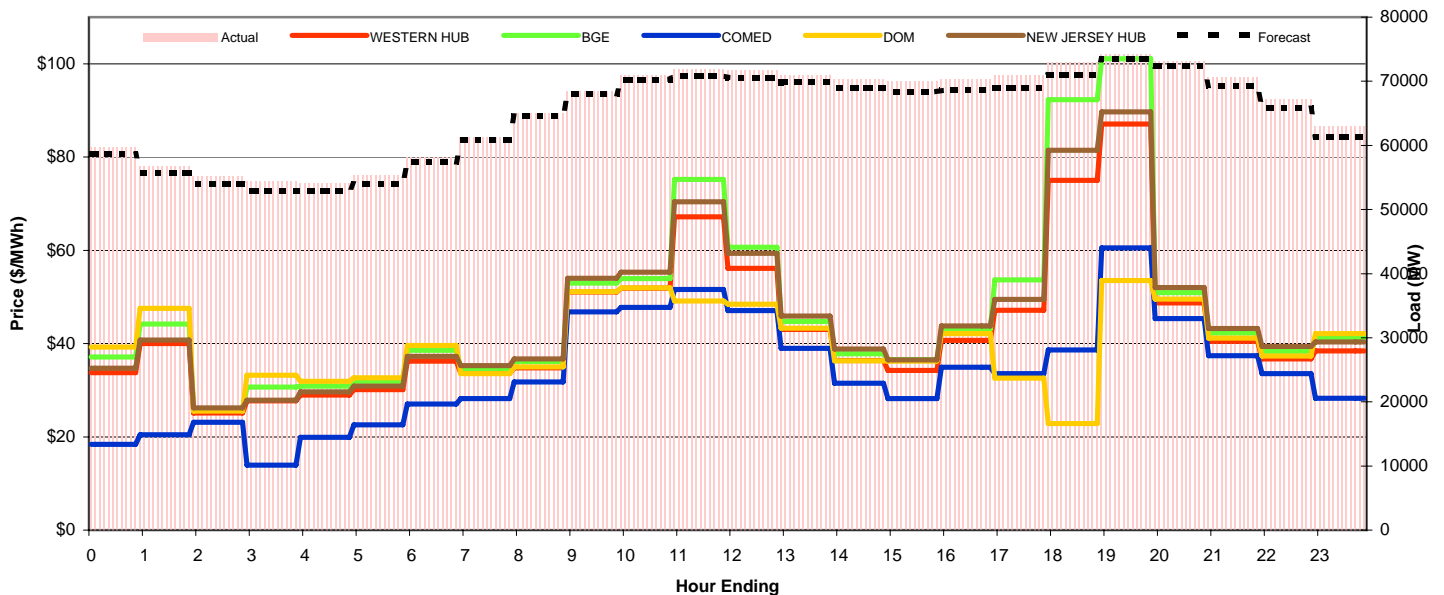
Day-Ahead Prices and Forecast Load

	HE1	HE2	HE3	HE4	HE5	HE6	HE7	HE8	HE9	HE10	HE11	HE12	HE13	HE14	HE15	HE16	HE17	HE18	HE19	HE20	HE21	HE22	HE23	HE24	avg all/peak
WESTERN HUB	26.20	25.35	24.35	24.16	24.76	25.70	26.97	32.43	38.70	46.15	47.50	46.94	44.96	37.56	35.47	34.79	34.74	36.91	44.08	44.84	39.68	35.51	30.00	27.30	35 / 39
BGE	27.769	26.928	25.852	25.636	26.326	27.459	28.727	35.22	42.948	55.521	59.03	55.84	54.749	44.36	40.679	40.149	39.842	46.492	56.791	55.421	43.356	38.564	32.864	29.402	40 / 46
COMED	23.33	22.394	21.269	21.207	21.751	22.1	24.702	28.218	32.768	38.712	39.522	38.479	36.676	33.274	31.202	30.756	30.726	31.797	36.66	40.158	37.305	33.357	27.632	23.787	30 / 34
DOM	26.926	26.208	25.133	24.911	25.657	26.92	27.993	32.45	37.357	41.05	41.749	40.928	41.289	41.397	39.372	38.399	38.708	39.57	44.445	42.946	40.865	36.612	31.518	28.999	35 / 39
NEW JERSEY HUB	27.62	26.71	25.66	25.46	26.07	27.00	28.53	33.98	40.97	50.13	52.36	50.85	48.51	40.86	38.28	37.23	37.08	40.60	49.32	49.60	42.39	37.92	31.96	28.64	37 / 43
DA Forecast	58.6	55.7	54.0	52.9	52.9	54.0	57.4	60.8	64.6	68.0	70.3	70.8	70.6	69.8	69.0	68.4	68.6	69.0	71.0	73.4	72.4	69.3	65.8	61.4	65 / 69



Preliminary Real-Time Prices with Forecasted and Actual System Load

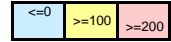
	HE1	HE2	HE3	HE4	HE5	HE6	HE7	HE8	HE9	HE10	HE11	HE12	HE13	HE14	HE15	HE16	HE17	HE18	HE19	HE20	HE21	HE22	HE23	HE24	avg all/peak
WESTERN HUB	33.74	40.02	25.12	27.72	28.99	30.13	36.25	33.66	34.81	51.03	51.91	67.17	56.13	43.01	36.39	34.27	40.72	47.18	75.02	87.07	48.73	40.47	36.72	38.41	44 / 49
BGE	37.148	44.182	25.952	30.675	30.892	31.918	38.56	34.663	36.132	62.958	53.92	75.239	60.676	44.758	37.814	36.575	43.081	53.642	92.318	101.05	50.939	42.292	38.347	41.285	47 / 53
COMED	18.371	20.449	23.104	13.959	19.912	22.55	27.019	28.218	31.757	46.802	47.735	51.601	47.1	39.009	31.522	28.229	34.952	33.579	38.635	60.557	45.334	37.421	33.524	28.26	34 / 40
DOM	39.253	47.532	25.558	33.23	31.895	32.681	39.561	33.568	34.969	51.147	51.945	49.109	48.48	43.314	36.298	36.207	42.137	32.571	22.855	53.537	49.536	41.178	37.3	42.151	40 / 42
NEW JERSEY HUB	34.70	40.73	26.24	27.89	29.62	30.91	37.23	35.30	36.69	54.03	55.28	70.37	59.35	45.88	38.83	36.50	43.75	49.48	81.48	89.72	51.99	43.20	39.40	40.34	46 / 52
Percent Forecast	1.88	1.77	2.15	2.57	2.26	2.54	1.30	0.59	0.50	0.67	1.01	1.51	1.66	1.54	1.87	2.31	2.36	2.76	2.57	1.46	1.00	1.83	2.17	2.67	
RTLoad	59.714	56.706	55.145	54.334	54.16	55.358	58.136	61.186	64.911	68.472	70.972	71.928	71.781	70.918	70.312	69.973	70.232	70.987	72.915	74.484	73.116	70.625	67.225	63.043	



PJM Daily Report

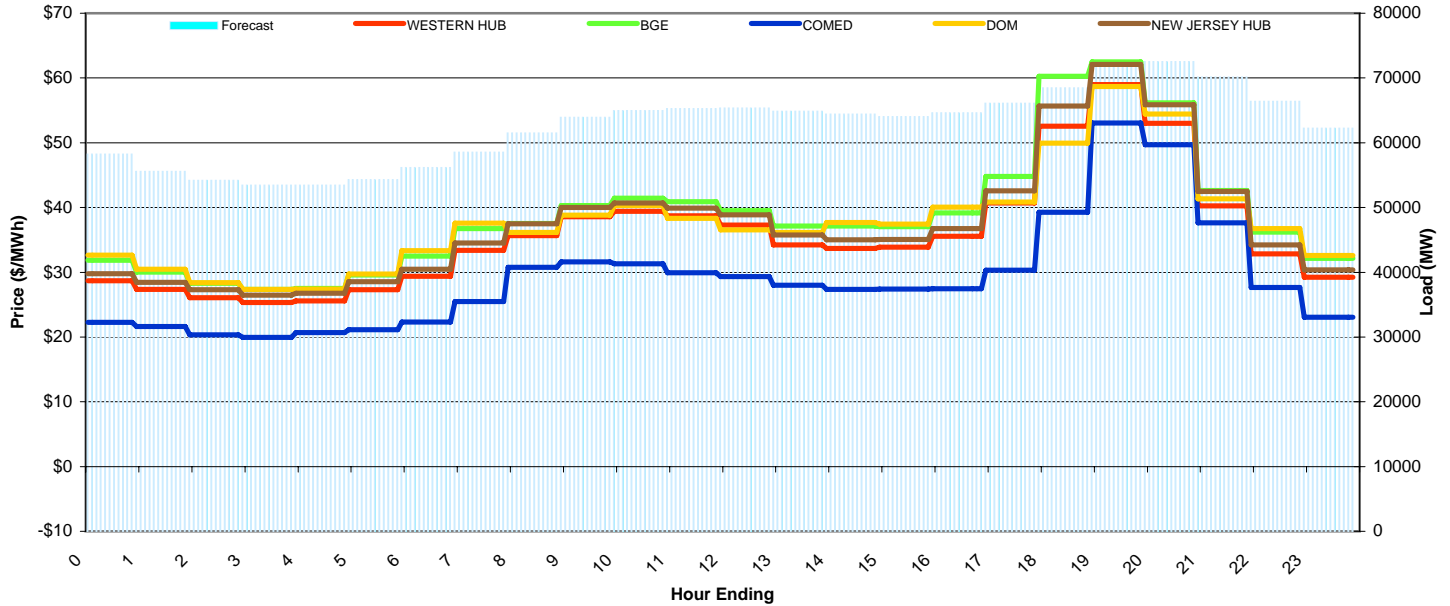
Sunday October 25, 2009

Price Color Codes:



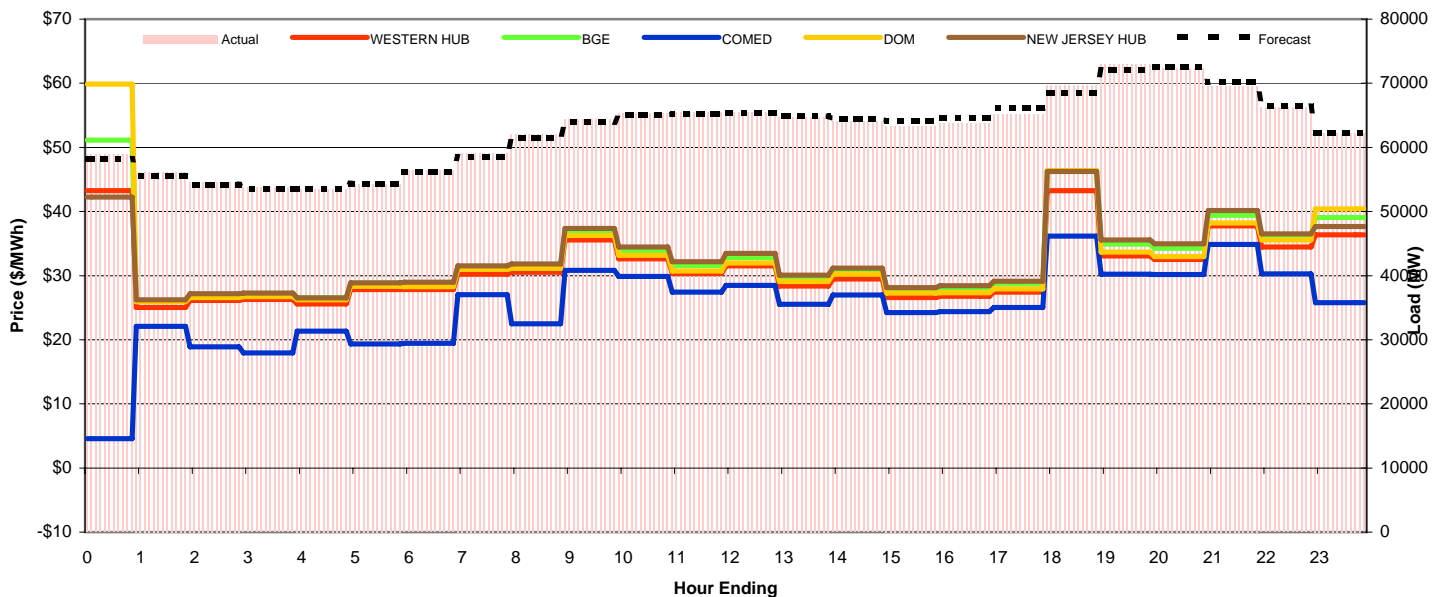
Day-Ahead Prices and Forecast Load

	HE1	HE2	HE3	HE4	HE5	HE6	HE7	HE8	HE9	HE10	HE11	HE12	HE13	HE14	HE15	HE16	HE17	HE18	HE19	HE20	HE21	HE22	HE23	HE24	avg all/peak
WESTERN HUB	28.68	27.33	26.10	25.32	25.55	27.28	29.36	33.37	35.65	38.57	39.40	38.73	37.29	34.22	33.69	33.88	35.56	40.71	52.58	58.98	53.02	40.24	32.86	29.21	36 / 40
BGE	31.852	30.027	28.273	27.359	27.529	29.58	32.517	36.744	37.549	40.281	41.43	40.875	39.534	37.14	37.143	37.061	39.179	44.783	60.28	62.48	56.14	42.626	36.22	32.126	39 / 43
COMED	22.275	21.6	20.346	19.951	20.705	21.123	22.321	25.487	30.787	31.624	31.296	29.938	29.346	28.009	27.334	27.392	27.447	30.342	39.245	53.055	49.7	37.649	27.643	23.064	29 / 33
DOM	32.638	30.472	28.377	27.352	27.401	29.722	33.343	37.566	36.167	38.822	40.315	38.338	36.563	36.135	37.704	37.433	40.04	40.866	49.96	58.664	54.419	41.323	36.721	32.572	38 / 41
NEW JERSEY HUB	29.77	28.46	27.30	26.49	26.77	28.53	30.46	34.53	37.47	40.01	40.70	39.92	38.86	35.76	35.02	35.07	36.72	42.57	55.68	62.08	55.88	42.46	34.21	30.38	37 / 42
DA Forecast	58.2	55.6	54.2	53.5	53.5	54.3	56.2	58.5	61.5	63.9	65.0	65.3	65.4	64.9	64.4	64.1	64.6	66.1	68.5	72.1	72.5	70.2	66.4	62.3	63 / 66



Preliminary Real-Time Prices with Forecasted and Actual System Load

	HE1	HE2	HE3	HE4	HE5	HE6	HE7	HE8	HE9	HE10	HE11	HE12	HE13	HE14	HE15	HE16	HE17	HE18	HE19	HE20	HE21	HE22	HE23	HE24	avg all/peak
WESTERN HUB	43.27	25.04	26.13	26.27	25.56	27.82	27.81	30.21	30.50	35.57	32.61	30.34	31.52	28.38	29.46	26.56	26.78	27.41	43.23	33.06	32.52	37.78	34.47	36.34	31 / 32
BGE	51.131	26.073	27.056	27.211	26.566	28.815	28.858	31.406	31.674	36.975	33.886	31.57	32.831	29.688	30.84	27.849	28.068	28.724	46.242	34.911	34.262	39.429	36.101	39.033	33 / 33
COMED	4.5602	22.097	18.884	17.927	21.329	19.324	19.457	27.025	22.502	30.81	29.898	27.418	28.494	25.555	26.957	24.244	24.395	25.054	36.152	30.232	30.173	34.86	30.254	25.759	25 / 28
DOM	59.844	25.917	26.597	26.724	26.225	28.337	28.26	30.993	31.118	36.283	33.194	30.727	31.972	29.098	30.231	27.267	27.349	27.914	46.385	33.67	32.985	38.211	35.569	40.384	33 / 33
NEW JERSEY HUB	42.28	26.25	27.17	27.26	26.51	28.90	28.99	31.50	31.83	37.35	34.45	32.17	33.48	30.09	31.17	28.14	28.45	29.14	46.23	35.54	34.94	40.14	36.49	37.65	33 / 34
Percent Forecast	1.13	0.91	0.62	0.51	0.18	0.05	0.35	0.92	1.00	0.67	0.67	0.46	0.29	-0.19	-0.65	-1.25	-1.31	-1.42	1.75	1.19	-0.23	-0.77	-0.29	-0.10	
RTLoad	58.898	56.125	54.547	53.746	53.565	54.355	56.394	59.071	62.121	64.376	65.422	65.573	65.583	64.771	64.03	63.263	63.8	65.191	69.691	73	72.358	69.629	66.21	62.19	



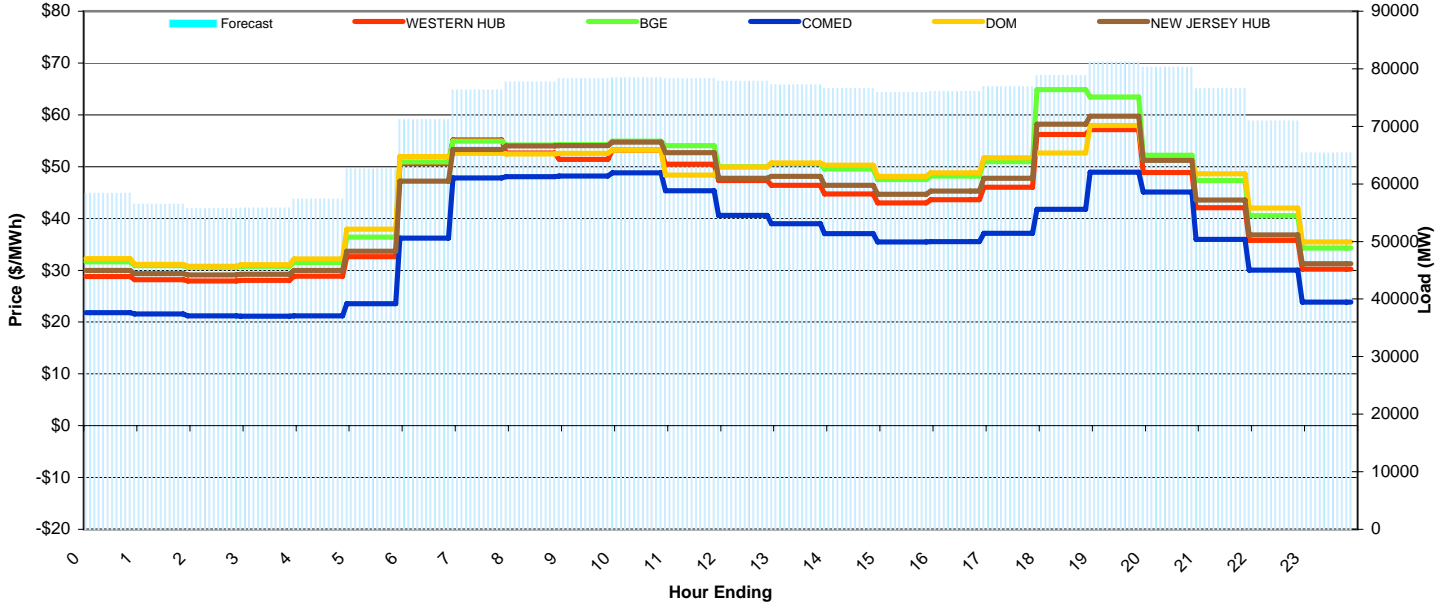
PJM Daily Report

Monday October 26, 2009

Price Color Codes: ≤0 ≥100 ≥200

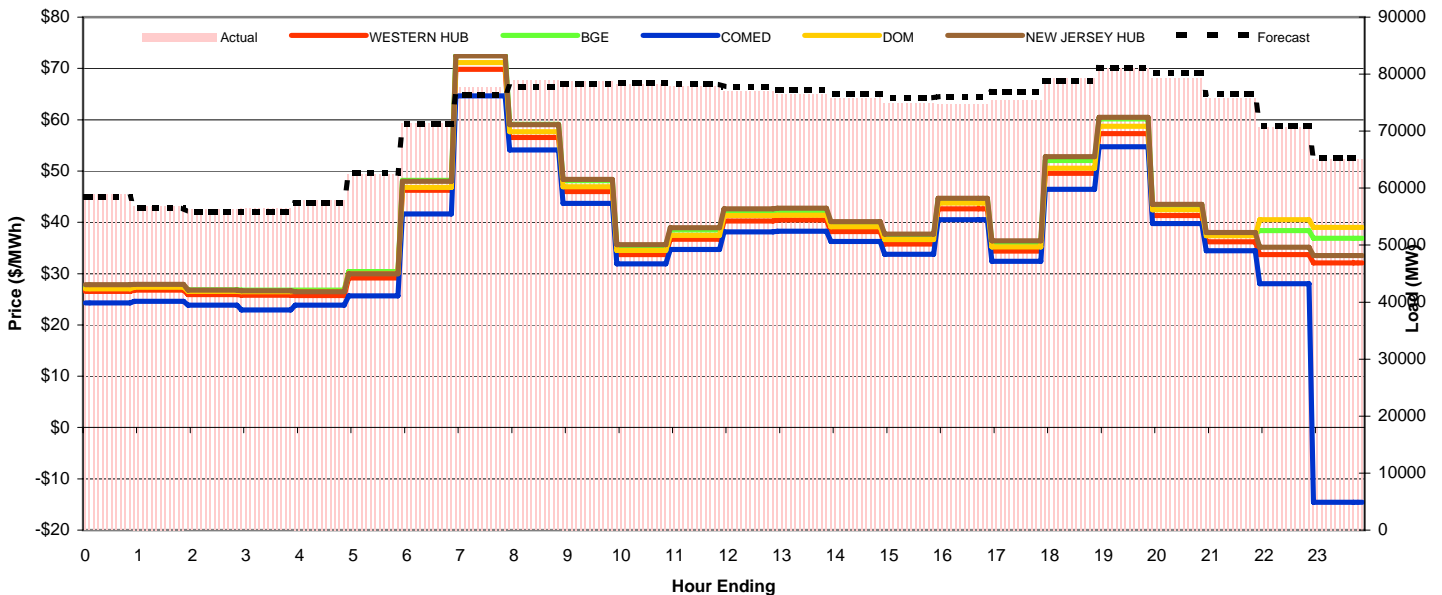
Day-Ahead Prices and Forecast Load

	HE1	HE2	HE3	HE4	HE5	HE6	HE7	HE8	HE9	HE10	HE11	HE12	HE13	HE14	HE15	HE16	HE17	HE18	HE19	HE20	HE21	HE22	HE23	HE24	avg all/peak
WESTERN HUB	28.79	28.19	27.93	28.06	28.88	32.60	50.59	55.17	52.64	51.40	53.21	50.45	47.30	46.37	44.73	43.01	43.62	46.03	56.25	57.15	48.85	42.10	35.77	30.23	43 / 48
BGE	31.643	30.89	30.556	30.768	31.512	36.399	50.879	54.913	54.158	54.227	54.915	54.034	49.951	50.575	49.532	47.487	48.166	50.985	64.837	63.421	52.213	47.316	40.551	34.27	46 / 52
COMED	21.827	21.584	21.223	21.117	21.175	23.558	36.193	47.83	48.06	48.165	48.796	45.355	40.619	38.997	37.083	35.491	35.551	37.12	41.771	48.916	45.09	35.967	30.059	23.879	36 / 42
DOM	32.243	31.14	30.766	31.062	32.169	37.932	51.938	52.565	52.474	52.598	53.208	48.371	49.912	50.733	50.283	48.121	48.794	51.737	52.654	57.95	51.335	48.643	42.024	35.442	46 / 51
NEW JERSEY HUB	29.95	29.36	29.10	29.21	29.99	33.67	47.22	53.30	53.97	54.04	54.72	52.71	47.75	48.12	46.38	44.69	45.28	47.75	58.20	59.74	51.24	43.53	36.83	31.24	44 / 50
DA Forecast	58.4	56.5	55.7	55.8	57.4	62.6	71.2	76.3	77.7	78.3	78.4	78.3	77.8	77.2	76.6	75.9	76.1	76.9	78.8	81.1	80.3	76.6	70.9	65.4	72 / 77



Preliminary Real-Time Prices with Forecasted and Actual System Load

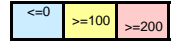
	HE1	HE2	HE3	HE4	HE5	HE6	HE7	HE8	HE9	HE10	HE11	HE12	HE13	HE14	HE15	HE16	HE17	HE18	HE19	HE20	HE21	HE22	HE23	HE24	avg all/peak
WESTERN HUB	26.53	26.79	25.91	25.78	25.75	29.19	46.25	69.86	56.52	45.98	33.68	36.68	40.29	40.47	38.19	35.79	42.61	34.42	49.57	57.32	41.32	36.20	33.69	32.10	39 / 43
BGE	27.491	27.763	26.863	26.783	26.807	30.435	48.208	73.047	59.085	48.124	35.426	38.513	42.179	42.268	39.863	37.388	44.438	35.931	52.056	60.142	43.322	37.908	38.415	36.867	41 / 46
COMED	24.295	24.61	23.842	22.944	23.87	25.66	41.621	64.644	54.124	43.718	31.874	34.734	38.136	38.286	36.243	33.786	40.519	32.397	46.418	54.734	39.786	34.45	28.025	-14.55	34 / 41
DOM	27.04	27.347	26.521	26.457	26.526	30.008	46.81	71.173	57.694	46.934	34.523	37.47	41.296	41.397	39.136	36.673	43.738	35.21	50.548	58.728	42.467	37.37	40.538	39	40 / 45
NEW JERSEY HUB	27.85	27.89	26.79	26.64	26.51	29.99	48.03	72.46	59.04	48.38	35.63	38.94	42.61	42.73	40.16	37.72	44.72	36.41	52.81	60.47	43.48	38.02	35.16	33.50	41 / 46
Percent Forecast	0.88	0.76	0.91	1.03	0.91	-0.09	0.33	1.87	1.44	0.63	-0.14	-0.50	-0.98	-0.92	-1.05	-1.30	-1.79	-1.83	0.69	-0.19	-1.14	-1.02	-0.26	-0.29	
RTLoad	58.906	56.932	56.237	56.398	57.912	62.563	71.42	77.756	78.862	78.744	78.322	77.863	77.046	76.484	75.788	74.897	74.737	75.491	79.353	80.991	79.349	75.798	70.747	65.169	



PJM Daily Report

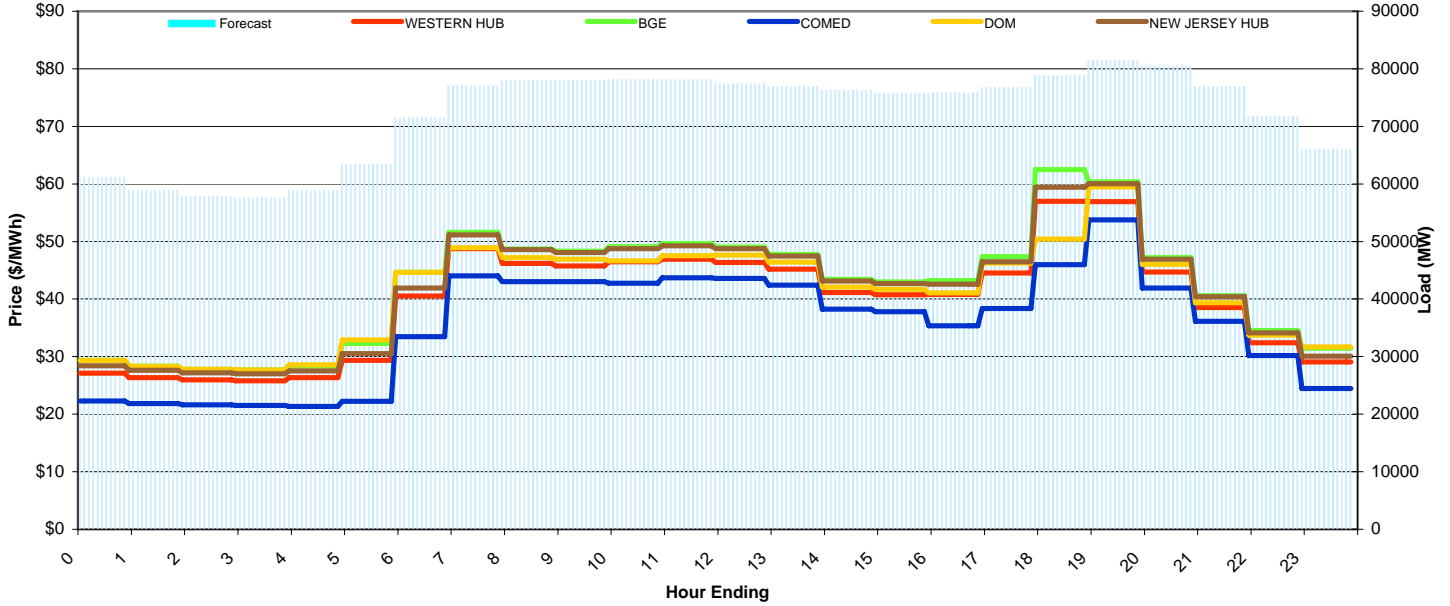
Tuesday October 27, 2009

Price Color Codes:



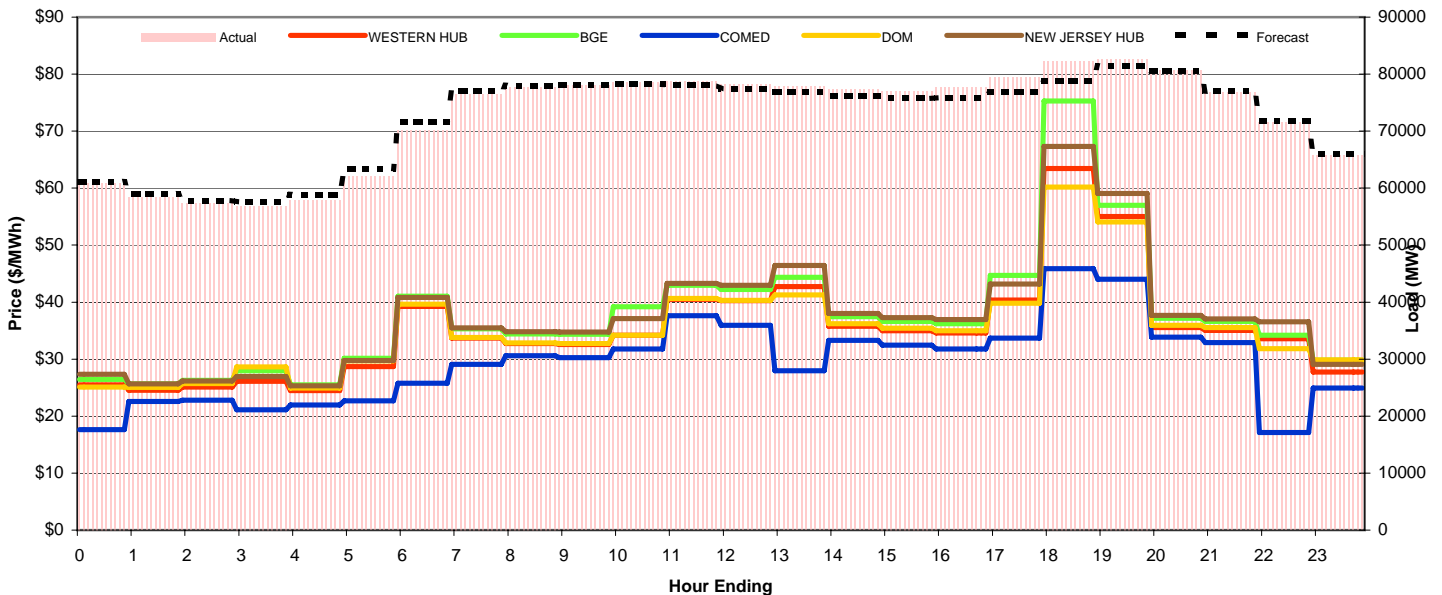
Day-Ahead Prices and Forecast Load

	HE1	HE2	HE3	HE4	HE5	HE6	HE7	HE8	HE9	HE10	HE11	HE12	HE13	HE14	HE15	HE16	HE17	HE18	HE19	HE20	HE21	HE22	HE23	HE24	avg all/peak
WESTERN HUB	27.15	26.37	25.94	25.78	26.33	29.35	40.52	48.74	46.21	45.75	46.46	46.90	46.38	45.21	41.16	40.74	40.83	44.53	57.00	56.91	44.68	38.52	32.41	29.06	40 / 45
BGE	29.367	28.377	27.81	27.688	28.377	32.271	44.613	51.56	48.717	48.322	49.081	49.631	49.025	47.776	43.407	42.962	43.183	47.36	62.46	60.361	47.202	40.607	34.54	31.463	42 / 48
COMED	22.268	21.824	21.622	21.535	21.34	22.216	33.472	44.036	43.01	43.04	42.754	43.679	43.603	42.419	38.23	37.824	35.342	38.347	45.992	53.742	41.936	36.134	30.16	24.481	35 / 41
DOM	29.326	28.286	27.793	27.676	28.554	32.937	44.647	48.94	47.213	46.892	46.667	47.521	47.623	46.407	42.108	41.677	41.082	46.253	50.421	59.468	46.009	39.353	33.756	31.664	41 / 46
NEW JERSEY HUB	28.39	27.61	27.19	27.00	27.54	30.51	41.92	51.16	48.56	48.08	48.76	49.28	48.75	47.49	43.15	42.71	42.61	46.48	59.45	60.05	46.94	40.41	34.11	30.07	42 / 47
DA Forecast	61.2	58.9	57.8	57.6	58.8	63.4	71.6	77.1	78.0	78.1	78.2	78.1	77.4	76.9	76.3	75.7	75.8	76.8	78.8	81.5	80.5	77.0	71.7	66.0	72 / 77



Preliminary Real-Time Prices with Forecasted and Actual System Load

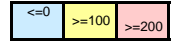
	HE1	HE2	HE3	HE4	HE5	HE6	HE7	HE8	HE9	HE10	HE11	HE12	HE13	HE14	HE15	HE16	HE17	HE18	HE19	HE20	HE21	HE22	HE23	HE24	avg all/peak
WESTERN HUB	25.47	24.51	25.09	26.13	24.47	28.71	39.23	33.67	32.73	32.56	34.18	40.46	40.26	42.71	35.75	34.97	34.56	40.34	63.43	55.00	35.51	35.04	33.60	27.73	35 / 39
BGE	26.449	25.668	26.277	27.965	25.485	30.137	41.016	35.317	34.422	34.35	39.21	42.957	42.205	44.345	37.456	36.614	36.22	44.696	75.271	56.993	37.15	36.62	34.208	29.82	38 / 42
COMED	17.653	22.571	22.808	21.131	21.962	22.694	25.752	29.104	30.589	30.283	31.757	37.6	35.955	27.978	33.318	32.444	31.765	33.685	45.89	44.042	33.839	32.915	17.097	24.915	29 / 33
DOM	25.107	25.055	25.736	28.645	24.901	29.682	39.66	33.796	32.851	32.75	34.194	40.649	40.334	41.292	36.222	35.421	34.973	39.783	60.165	54.053	35.907	35.557	31.819	29.891	35 / 39
NEW JERSEY HUB	27.33	25.64	26.15	26.93	25.31	29.73	40.83	35.47	34.80	34.74	37.10	43.27	42.97	46.44	38.00	37.28	36.94	43.20	67.32	59.07	37.68	37.07	36.57	29.09	37 / 42
Percent Forecast	-0.42	-0.89	-1.05	-1.29	-1.67	-2.28	-1.97	-0.69	-0.29	0.01	0.53	0.78	1.02	1.19	1.39	1.67	2.38	3.31	4.20	1.44	0.20	-0.23	-0.28	-0.44	
RTLoad	60.906	58.41	57.249	56.874	57.88	61.981	70.191	76.523	77.752	78.061	78.624	78.721	78.2	77.854	77.339	77.004	77.696	79.45	82.301	82.644	80.659	76.777	71.509	65.751	



PJM Daily Report

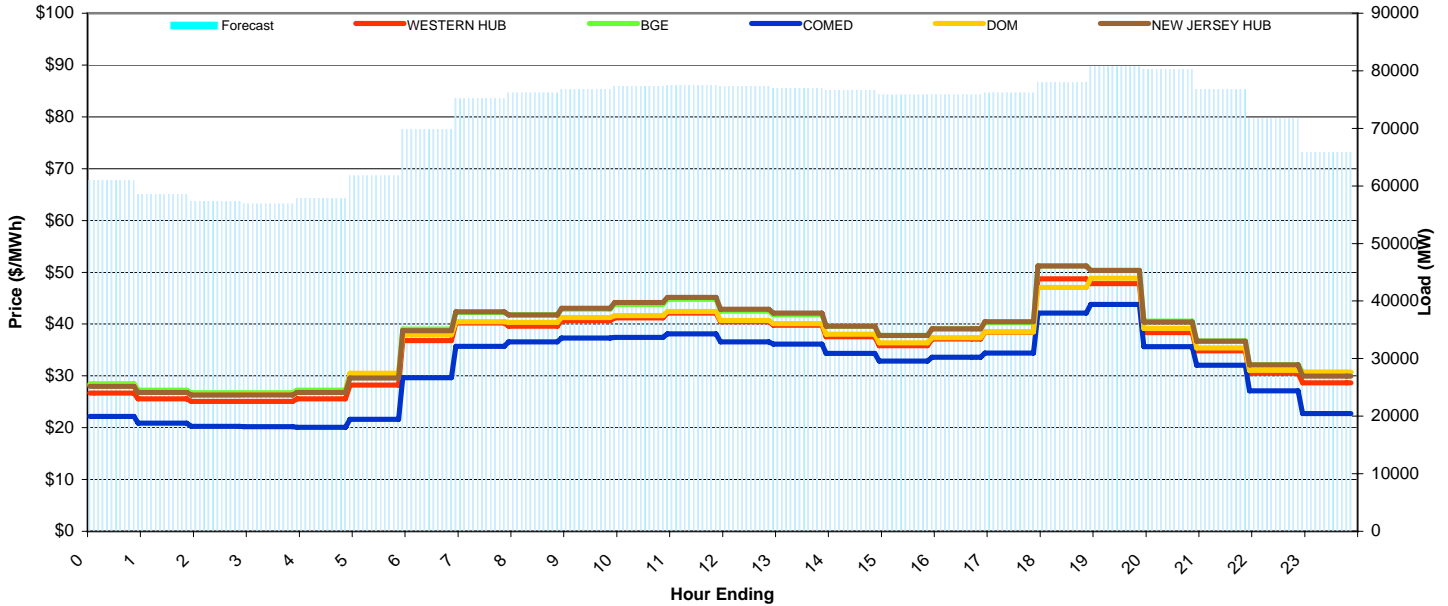
Wednesday October 28, 2009

Price Color Codes:



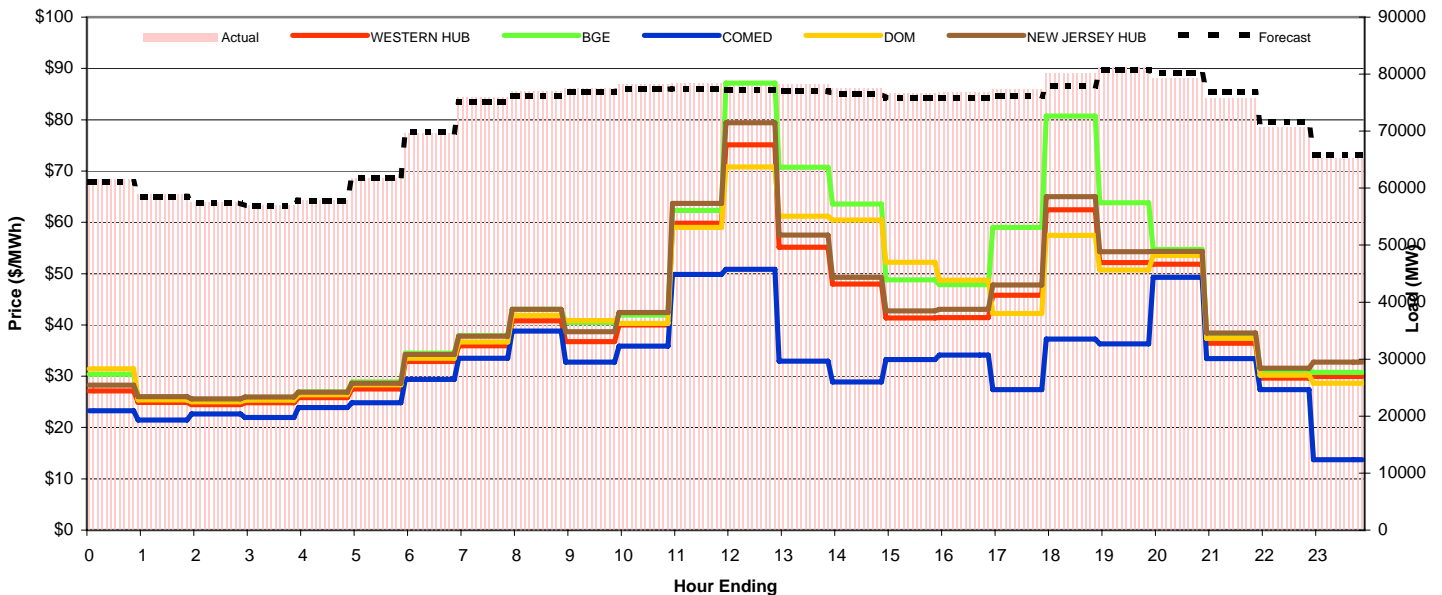
Day-Ahead Prices and Forecast Load

	HE1	HE2	HE3	HE4	HE5	HE6	HE7	HE8	HE9	HE10	HE11	HE12	HE13	HE14	HE15	HE16	HE17	HE18	HE19	HE20	HE21	HE22	HE23	HE24	avg all/peak
WESTERN HUB	26.67	25.55	25.08	25.08	25.55	28.25	36.82	40.22	39.62	40.63	41.21	42.10	40.44	39.75	37.53	35.85	37.12	38.43	48.75	47.79	38.35	34.85	30.50	28.67	36 / 40
BGE	28.474	27.238	26.728	26.759	27.24	30.351	39.053	42.245	41.833	42.873	43.786	44.803	42.508	41.827	39.58	37.801	39.012	40.285	51.273	50.398	40.551	36.758	32.176	30.701	38 / 42
COMED	22.188	20.852	20.231	20.212	20.101	21.631	29.676	35.687	36.542	37.333	37.426	38.137	36.556	36.117	34.371	32.846	33.583	34.375	42.142	43.82	35.619	32.046	27.11	22.734	31 / 36
DOM	28.167	26.864	26.325	26.406	26.871	30.486	37.912	40.463	40.328	41.262	41.603	42.442	40.698	40.109	38.063	36.35	37.369	38.465	47.092	48.853	39.165	35.371	31.075	30.692	36 / 40
NEW JERSEY HUB	28.00	26.83	26.33	26.33	26.83	29.57	38.75	42.35	41.78	43.04	44.18	45.13	42.85	42.10	39.58	37.81	39.09	40.46	51.18	50.34	40.41	36.71	32.09	29.93	38 / 42
DA Forecast	61.0	58.5	57.4	56.9	57.8	61.8	69.8	75.1	76.2	76.8	77.3	77.4	77.3	77.0	76.6	75.8	75.8	76.2	77.9	80.7	80.3	76.8	71.6	65.8	72 / 77



Preliminary Real-Time Prices with Forecasted and Actual System Load

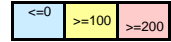
	HE1	HE2	HE3	HE4	HE5	HE6	HE7	HE8	HE9	HE10	HE11	HE12	HE13	HE14	HE15	HE16	HE17	HE18	HE19	HE20	HE21	HE22	HE23	HE24	avg all/peak
WESTERN HUB	27.15	24.87	24.46	24.84	25.81	27.52	32.85	35.93	40.82	36.74	39.99	59.84	75.12	55.16	47.97	41.34	41.45	45.76	62.43	52.15	51.84	36.41	29.63	29.94	40 / 47
BGE	30.351	25.915	25.51	25.917	26.948	28.914	34.516	37.911	43.066	40.458	41.928	62.335	87.122	70.748	63.55	48.813	47.846	59.001	80.719	63.842	54.704	38.296	31.149	30.73	46 / 54
COMED	23.24	21.432	22.674	21.974	23.917	24.816	29.362	33.478	38.773	32.749	35.876	49.838	50.87	32.937	28.864	33.224	34.115	27.365	37.222	36.276	49.294	33.444	27.412	13.698	32 / 36
DOM	31.463	25.398	25.003	25.33	26.374	28.32	33.499	36.672	41.863	40.883	40.307	59.008	70.8	61.224	60.429	52.233	48.706	42.243	57.452	50.708	53.543	37.35	30.171	28.642	42 / 49
NEW JERSEY HUB	28.24	25.99	25.55	25.93	26.87	28.61	34.27	37.83	43.01	38.65	42.40	63.71	79.41	57.52	49.30	42.71	43.06	47.76	65.01	54.26	54.34	38.46	31.54	32.74	42 / 49
Percent Forecast	0.76	0.62	0.14	0.10	-0.09	-0.17	-0.28	1.03	1.17	0.91	1.20	1.15	1.32	1.48	1.07	1.05	1.20	1.42	2.72	0.51	-1.21	-1.31	-1.27	-0.94	
RTLoad	61.468	58.885	57.467	56.925	57.786	61.681	69.649	75.913	77.053	77.504	78.279	78.331	78.308	78.15	77.408	76.637	76.743	77.278	80.122	81.14	79.314	75.803	70.741	65.186	



PJM Daily Report

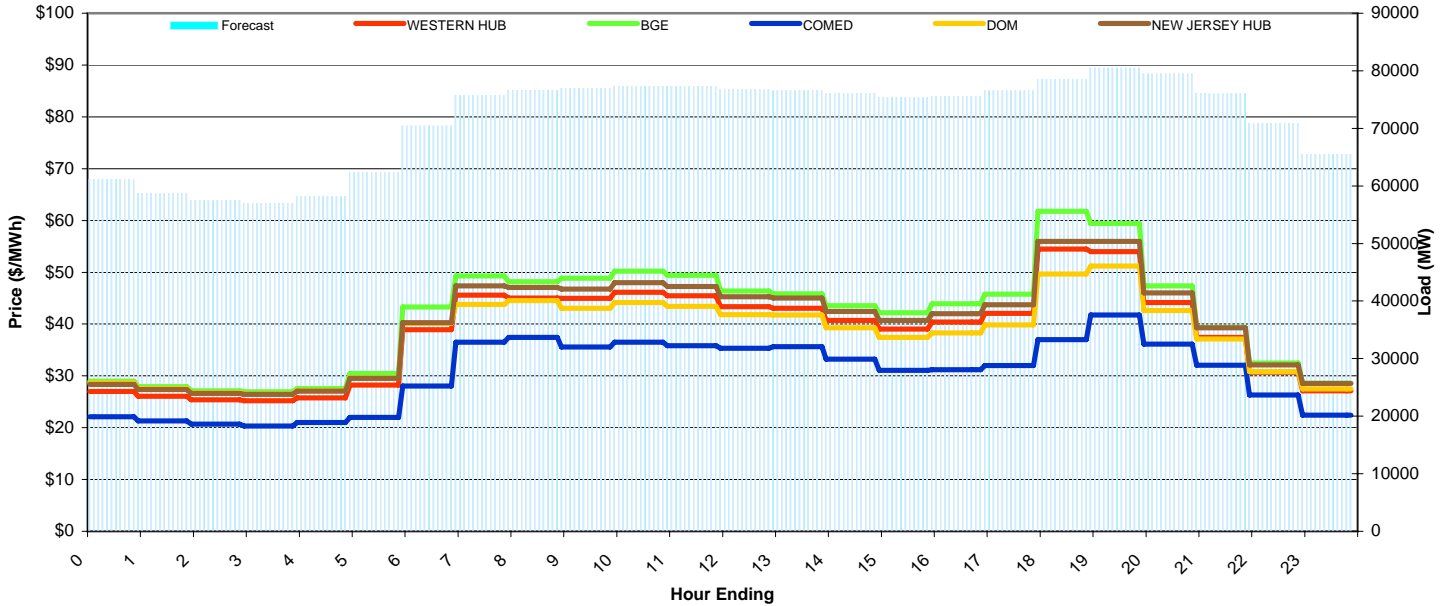
Thursday October 29, 2009

Price Color Codes:



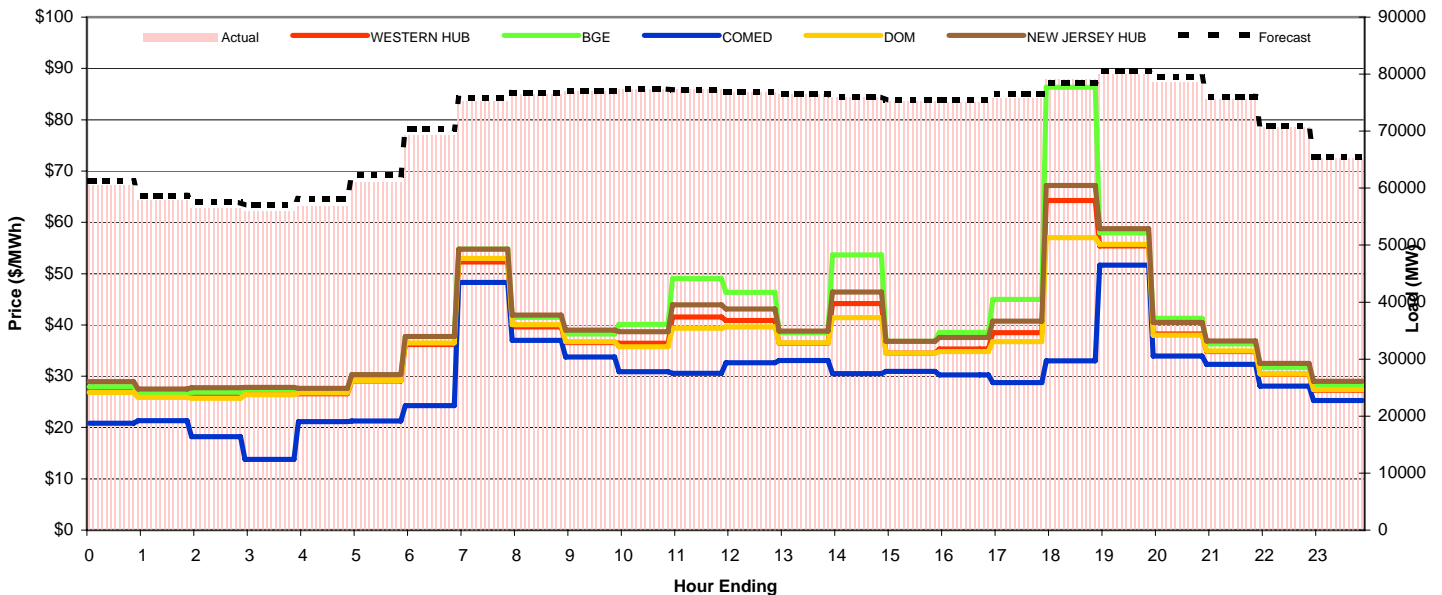
Day-Ahead Prices and Forecast Load

	HE1	HE2	HE3	HE4	HE5	HE6	HE7	HE8	HE9	HE10	HE11	HE12	HE13	HE14	HE15	HE16	HE17	HE18	HE19	HE20	HE21	HE22	HE23	HE24	avg all/peak
WESTERN HUB	27.01	26.09	25.38	25.18	25.78	28.23	38.92	45.56	45.04	44.96	46.16	45.44	43.36	43.07	40.68	39.06	40.41	42.08	54.49	53.96	44.14	37.45	30.67	27.12	38 / 44
BGE	28.975	27.896	27.146	26.907	27.566	30.435	43.296	49.281	48.18	48.87	50.236	49.39	46.36	45.833	43.565	42.213	43.94	45.785	61.779	59.443	47.362	39.35	32.46	28.589	41 / 47
COMED	22.113	21.3	20.718	20.344	21.022	22.018	28.021	36.498	37.452	35.573	36.477	35.848	35.327	35.618	33.204	31.062	31.221	31.989	36.992	41.738	36.119	32.031	26.319	22.417	30 / 35
DOM	28.655	27.525	26.738	26.491	27.19	29.598	40.122	43.805	44.505	43.027	44.152	43.433	41.829	41.734	39.293	37.455	38.314	39.835	49.636	51.232	42.605	37.106	30.794	27.515	38 / 42
NEW JERSEY HUB	28.32	27.37	26.63	26.43	27.05	29.54	40.29	47.39	47.04	46.76	48.00	47.26	45.28	45.00	42.43	40.68	41.99	43.72	55.97	55.95	46.03	39.29	32.15	28.51	40 / 45
DA Forecast	61.2	58.7	57.5	57.0	58.1	62.3	70.4	75.7	76.7	77.0	77.3	77.3	76.8	76.5	76.1	75.5	75.5	76.6	78.5	80.5	79.5	76.1	71.0	65.5	72 / 77



Preliminary Real-Time Prices with Forecasted and Actual System Load

	HE1	HE2	HE3	HE4	HE5	HE6	HE7	HE8	HE9	HE10	HE11	HE12	HE13	HE14	HE15	HE16	HE17	HE18	HE19	HE20	HE21	HE22	HE23	HE24	avg all/peak
WESTERN HUB	27.11	26.04	26.21	26.59	26.60	29.09	36.15	52.30	39.62	36.53	36.42	41.57	40.89	36.40	44.18	34.51	35.30	38.51	64.27	55.41	38.25	34.79	30.39	27.23	37 / 41
BGE	27.964	26.839	26.863	27.303	27.474	30.132	37.746	54.761	41.492	38.271	40.126	49.052	46.369	38.469	53.668	36.826	38.534	44.984	86.339	57.979	41.268	36.319	31.705	28.388	40 / 46
COMED	20.854	21.313	18.246	13.772	21.17	21.243	24.245	48.312	36.991	33.766	30.895	30.594	32.656	33.046	30.487	30.922	30.238	28.737	32.971	51.623	33.941	32.324	28.048	25.245	30 / 34
DOM	26.802	25.918	25.683	26.37	26.738	29.162	36.521	52.956	40.073	36.735	35.73	39.386	39.64	36.477	41.435	34.496	34.818	36.731	57.013	55.715	37.964	34.945	30.469	27.395	36 / 40
NEW JERSEY HUB	28.93	27.52	27.79	27.83	27.63	30.31	37.76	54.77	41.93	38.98	38.65	43.90	43.14	38.78	46.43	36.79	37.56	40.76	67.18	58.77	40.48	36.89	32.48	29.00	39 / 44
Percent Forecast	-1.34	-1.54	-1.72	-1.89	-2.15	-1.99	-1.82	-0.60	-0.30	-0.09	0.03	-0.03	0.05	-0.17	-0.32	-0.31	-0.67	-0.99	0.65	-0.66	-1.24	-0.67	-0.32	-0.32	
RTLoad	60.41	57.787	56.506	55.949	56.895	61.085	69.171	75.266	76.454	76.934	77.36	77.245	76.886	76.392	75.824	75.219	75.014	75.807	79.02	79.98	78.517	75.555	70.73	65.279	



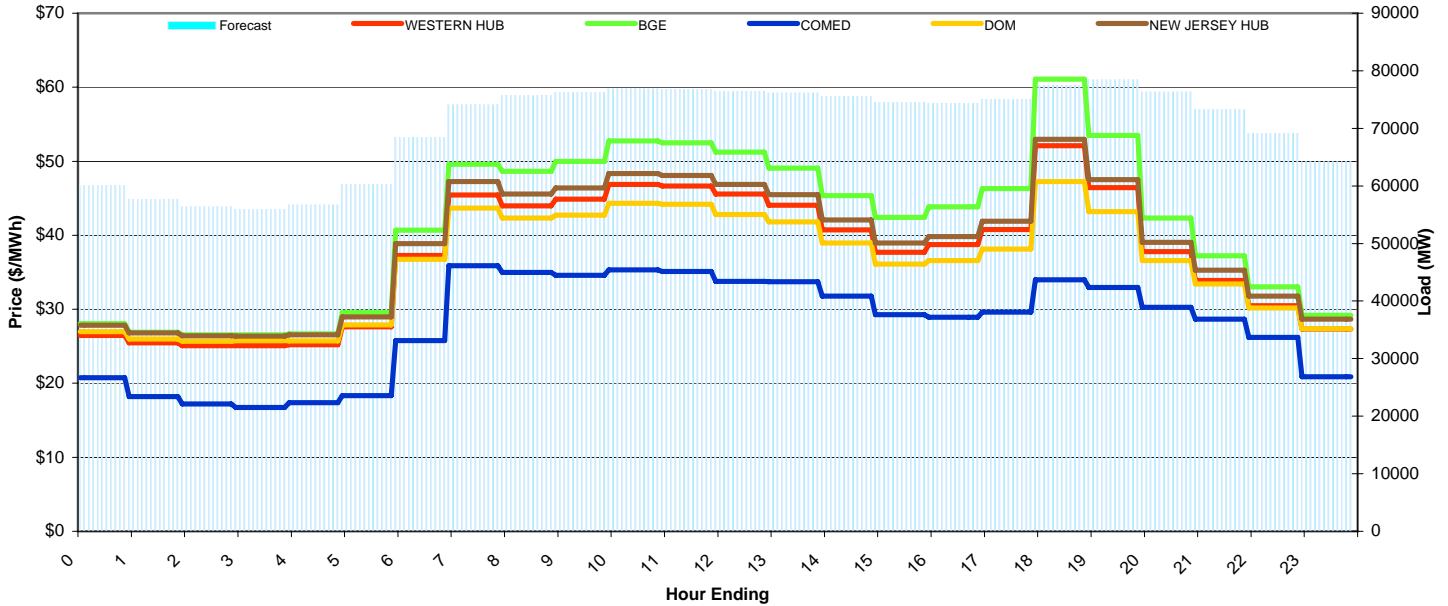
PJM Daily Report

Friday October 30, 2009

Price Color Codes: ≤0 >=100 >=200

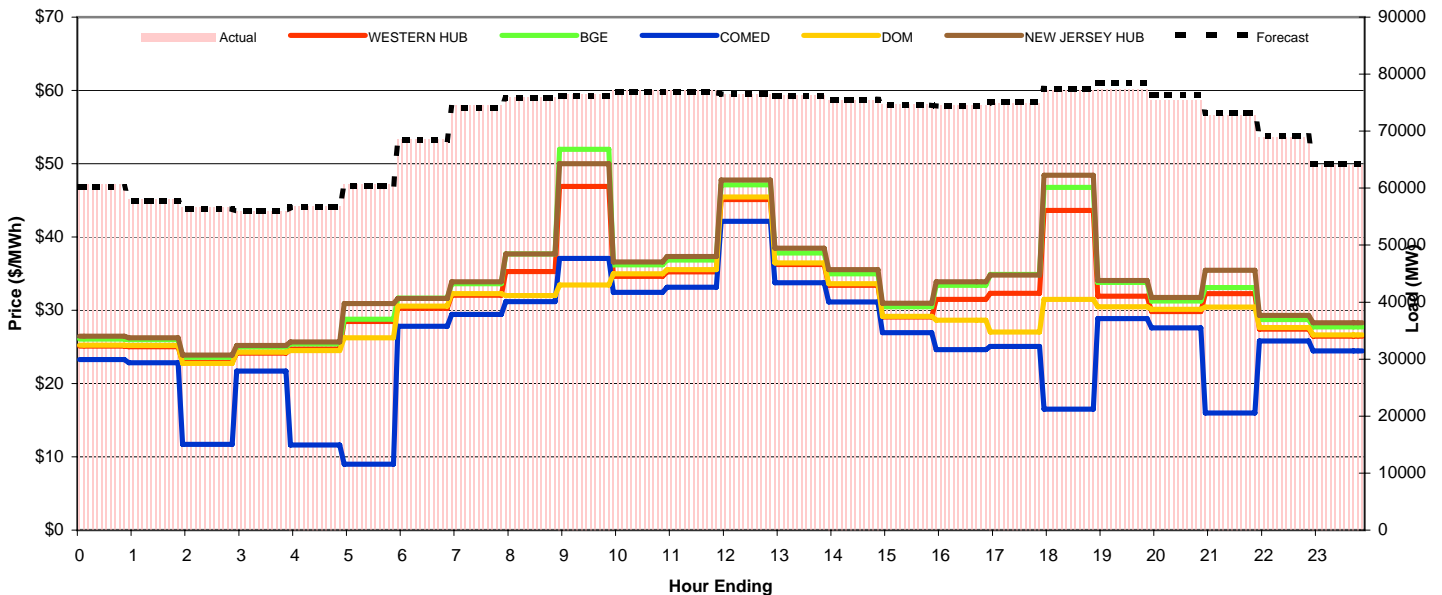
Day-Ahead Prices and Forecast Load

	HE1	HE2	HE3	HE4	HE5	HE6	HE7	HE8	HE9	HE10	HE11	HE12	HE13	HE14	HE15	HE16	HE17	HE18	HE19	HE20	HE21	HE22	HE23	HE24	avg all/peak
WESTERN HUB	26.45	25.45	25.10	25.07	25.21	27.64	37.25	45.44	43.96	44.87	46.87	46.65	45.56	44.07	40.72	37.72	38.75	40.77	52.11	46.43	37.79	33.91	30.49	27.34	37 / 42
BGE	28.044	26.894	26.54	26.559	26.659	29.578	40.691	49.599	48.634	49.99	52.734	52.51	51.25	49.061	45.359	42.395	43.833	46.3	61.099	53.463	42.316	37.241	33.05	29.19	41 / 47
COMED	20.733	18.208	17.213	16.745	17.377	18.338	25.765	35.872	34.965	34.588	35.308	35.124	33.767	33.726	31.781	29.272	28.945	29.611	33.984	32.952	30.245	28.661	26.182	20.897	28 / 32
DOM	26.97	25.982	25.681	25.785	25.714	27.876	36.73	43.673	42.32	42.721	44.338	44.182	42.784	41.796	38.943	36.121	36.58	38.135	47.27	43.192	36.593	33.423	30.199	27.354	36 / 40
NEW JERSEY HUB	27.86	26.81	26.42	26.36	26.53	28.99	38.86	47.26	45.59	46.40	48.32	48.07	46.86	45.50	42.09	38.96	39.83	41.90	52.97	47.51	39.06	35.28	31.80	28.65	39 / 44
DA Forecast	60.2	57.7	56.4	55.9	56.7	60.3	68.5	74.1	75.7	76.2	76.9	76.8	76.5	76.1	75.5	74.5	74.4	75.1	77.5	78.4	76.3	73.3	69.2	64.2	70 / 75



Preliminary Real-Time Prices with Forecasted and Actual System Load

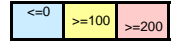
	HE1	HE2	HE3	HE4	HE5	HE6	HE7	HE8	HE9	HE10	HE11	HE12	HE13	HE14	HE15	HE16	HE17	HE18	HE19	HE20	HE21	HE22	HE23	HE24	avg all/peak
WESTERN HUB	25.11	25.03	22.88	24.16	24.71	28.47	30.25	32.06	35.30	46.88	34.65	35.24	45.10	36.26	33.41	29.09	31.50	32.29	43.61	31.90	29.81	32.29	27.42	26.47	32 / 35
BGE	26.076	25.962	23.572	24.992	25.432	28.773	31.639	33.618	37.683	51.962	36.204	36.849	47.123	37.811	34.961	30.481	33.393	34.899	46.748	33.787	31.275	33.099	28.748	27.729	33 / 37
COMED	23.274	22.844	11.689	21.717	11.626	8.9915	27.828	29.445	31.189	37.093	32.465	33.133	42.156	33.775	31.128	26.934	24.622	25.072	16.504	28.848	27.618	15.998	25.804	24.457	26 / 29
DOM	25.254	25.215	22.746	24.263	24.511	26.234	30.586	32.252	32.03	33.43	34.996	35.56	45.456	36.445	33.607	29.184	28.643	27.036	31.495	30.483	30.119	30.447	27.626	26.634	30 / 32
NEW JERSEY HUB	26.47	26.23	23.87	25.19	25.67	30.93	31.61	33.91	37.68	50.01	36.61	37.32	47.77	38.46	35.54	30.97	33.87	34.80	48.42	34.07	31.73	35.46	29.28	28.31	34 / 37
Percent Forecast	0.71	0.39	0.31	-0.05	0.34	0.57	0.04	0.53	0.32	0.40	0.35	0.40	0.03	0.07	-0.10	0.08	0.06	-0.20	-0.49	-1.44	-1.21	-0.63	-0.38	-0.20	
RTLoad	60.599	57.918	56.54	55.872	56.871	60.624	68.518	74.483	75.961	76.498	77.129	77.114	76.487	76.184	75.446	74.607	74.449	74.93	77.12	77.303	75.428	72.812	68.909	64.055	



PJM Daily Report

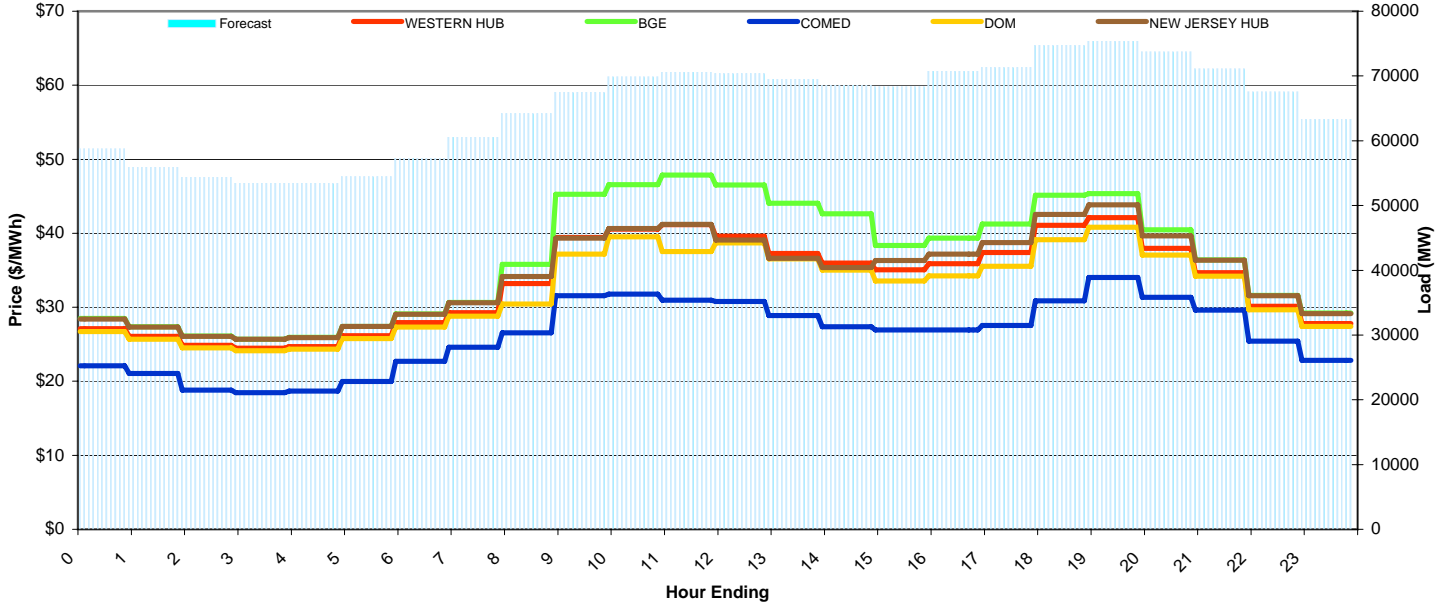
Saturday October 31, 2009

Price Color Codes:



Day-Ahead Prices and Forecast Load

	HE1	HE2	HE3	HE4	HE5	HE6	HE7	HE8	HE9	HE10	HE11	HE12	HE13	HE14	HE15	HE16	HE17	HE18	HE19	HE20	HE21	HE22	HE23	HE24	avg all/peak
WESTERN HUB	27.12	26.05	24.87	24.49	24.71	26.14	27.93	29.29	33.22	39.43	40.57	41.17	39.61	37.29	35.95	35.05	35.89	37.42	41.06	42.12	37.96	34.69	30.15	27.82	33 / 37
BGE	28.473	27.35	26.094	25.694	25.923	27.431	29.109	30.667	35.781	45.279	46.571	47.858	46.511	44.078	42.626	38.345	39.357	41.258	45.155	45.35	40.468	36.424	31.595	29.207	37 / 41
COMED	22.08	21.074	18.814	18.46	18.658	19.979	22.688	24.61	26.534	31.559	31.761	30.948	30.796	28.898	27.361	26.923	26.946	27.541	30.869	34.038	31.351	29.62	25.41	22.812	26 / 29
DOM	26.739	25.683	24.497	24.121	24.336	25.755	27.338	28.795	30.436	37.163	39.508	37.544	38.713	36.551	35.001	33.531	34.228	35.55	39.127	40.823	37.035	34.2	29.668	27.431	32 / 35
NEW JERSEY HUB	28.43	27.31	26.06	25.66	25.89	27.40	29.06	30.62	34.17	39.34	40.64	41.21	39.10	36.61	35.36	36.33	37.18	38.72	42.53	43.86	39.64	36.36	31.54	29.16	34 / 38
DA Forecast	58.8	55.9	54.3	53.4	53.4	54.4	57.3	60.6	64.2	67.5	69.9	70.6	70.4	69.5	68.6	68.3	70.7	71.3	74.7	75.4	73.7	71.1	67.6	63.3	65 / 70



Preliminary Real-Time Prices with Forecasted and Actual System Load

	HE1	HE2	HE3	HE4	HE5	HE6	HE7	HE8	HE9	HE10	HE11	HE12	HE13	HE14	HE15	HE16	HE17	HE18	HE19	HE20	HE21	HE22	HE23	HE24	avg all/peak
WESTERN HUB	26.78	25.43	24.27	25.12	25.15	25.31	25.93	26.86	29.11	32.85	29.89	31.65	33.42	30.82	30.60	30.21	34.21	44.41	45.50	36.59	31.22	29.08	27.34	27.09	30 / 33
BGE	27.786	26.586	25.243	26.096	26.198	26.39	27.155	28.194	30.633	34.647	31.547	33.34	35.279	32.665	32.862	32.33	37.887	47.812	56.571	38.197	32.614	30.492	28.613	28.266	32 / 35
COMED	23.99	23.192	18.68	21.66	22.605	22.243	23.784	24.85	26.835	30.133	27.348	29.164	30.778	28.03	27.131	25.746	28.739	38.887	29.544	33.986	28.852	26.749	25.092	24.762	27 / 29
DOM	26.176	25.647	24.354	25.226	25.433	25.602	26.247	27.304	29.641	33.377	30.26	32.065	33.952	31.294	30.896	30.58	34.137	44.556	42.307	36.764	31.353	29.416	27.783	27.49	30 / 33
NEW JERSEY HUB	28.69	26.97	25.56	26.37	26.39	26.56	27.39	28.25	30.65	34.90	31.87	33.64	35.54	33.09	32.76	32.32	36.49	47.53	48.18	38.98	33.27	30.93	28.86	28.61	32 / 35
Percent Forecast	1.65	1.59	1.28	1.31	1.12	1.06	0.13	0.57	0.58	0.22	-0.35	-0.08	0.04	0.47	0.63	0.46	-2.47	-2.35	-4.66	-4.67	-3.64	-3.11	-2.41	-1.74	
RTLoad	59.758	56.854	55.041	54.136	54.018	55.017	57.379	60.931	64.55	67.609	69.637	70.524	70.414	69.84	69.042	68.655	69.043	69.687	71.407	72.015	71.144	68.97	65.979	62.238	

