

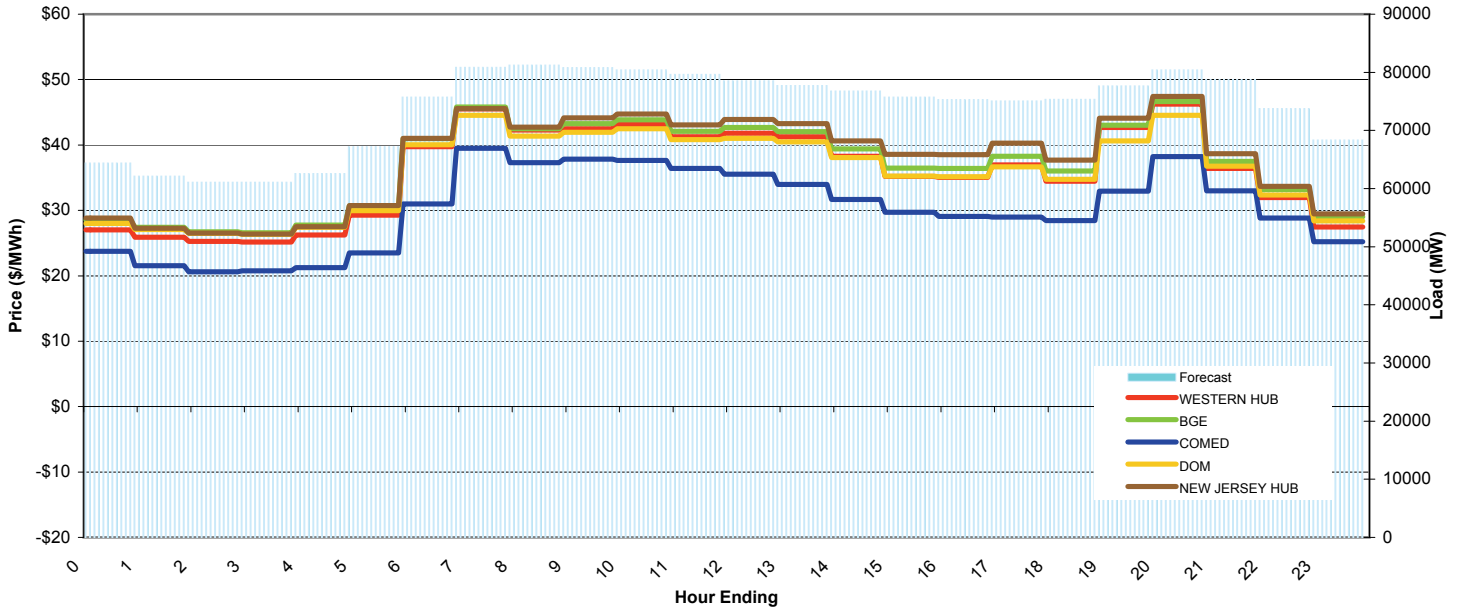
# PJM Daily Report

## Report for: 4/1/2009

Price Color Codes: <=0 >=100 >=200

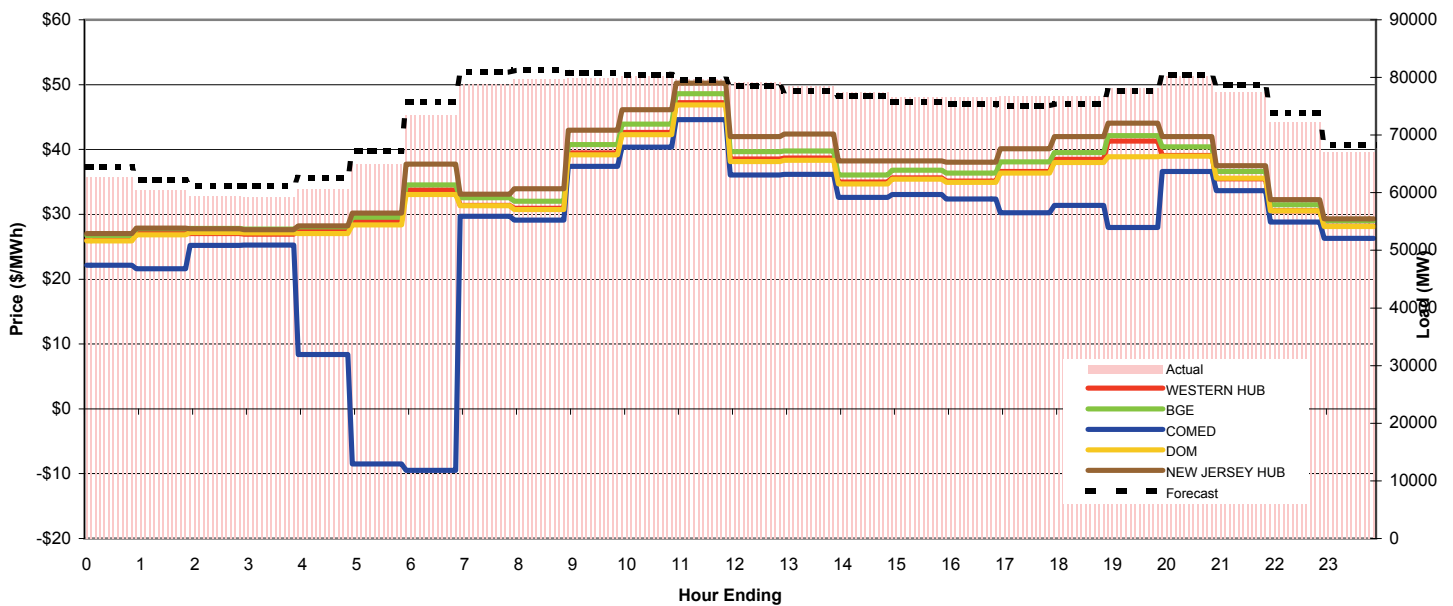
### Day-Ahead Prices and Forecast Load

	HE1	HE2	HE3	HE4	HE5	HE6	HE7	HE8	HE9	HE10	HE11	HE12	HE13	HE14	HE15	HE16	HE17	HE18	HE19	HE20	HE21	HE22	HE23	HE24	avg all/peak
WESTERN HUB	27.00	25.89	25.26	25.18	26.26	29.29	39.75	45.49	42.28	42.46	43.12	41.27	41.82	41.25	38.27	35.19	35.04	36.98	34.48	42.67	46.25	36.42	31.94	27.44	36 / 40
BGE	28.56	27.417	26.715	26.579	27.748	30.668	40.986	45.793	42.492	43.244	43.862	42.095	42.691	42.04	39.39	36.482	36.428	38.252	36.013	43.041	46.639	37.49	33.176	29.01	37 / 41
COMED	23.763	21.548	20.622	20.765	21.259	23.512	30.971	39.509	37.278	37.833	37.639	36.428	35.531	33.963	31.682	29.71	29.058	28.99	28.421	32.94	38.217	32.985	28.843	25.23	30 / 34
DOM	28	27.082	26.463	26.325	27.394	29.938	40.023	44.524	41.375	41.955	42.501	40.795	41.01	40.472	38.081	35.265	35.128	36.651	34.732	40.615	44.532	36.749	32.377	28.408	36 / 39
NEW JERSEY HUB	28.82	27.26	26.51	26.39	27.53	30.75	41.01	45.58	42.70	44.17	44.73	43.07	43.90	43.27	40.60	38.54	38.51	40.28	37.70	44.08	47.44	38.67	33.70	29.49	38 / 42
DA Forecast	64.4	62.2	61.1	61.1	62.6	67.2	75.8	80.9	81.2	80.8	80.4	79.6	78.6	77.7	76.8	75.7	75.3	75.1	75.4	77.7	80.4	78.7	73.8	68.4	74 / 78



### Preliminary Real-Time Prices with Forecasted and Actual System Load

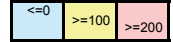
	HE1	HE2	HE3	HE4	HE5	HE6	HE7	HE8	HE9	HE10	HE11	HE12	HE13	HE14	HE15	HE16	HE17	HE18	HE19	HE20	HE21	HE22	HE23	HE24	avg all/peak
WESTERN HUB	26.04	27.05	27.02	26.91	27.47	29.08	33.76	31.39	30.92	39.45	42.61	47.23	38.54	38.70	34.99	35.63	35.14	36.61	38.48	41.31	39.09	35.47	30.53	28.16	34 / 37
BGE	26.76	27.754	27.806	27.719	28.053	29.567	34.553	32.557	32.007	40.762	43.922	48.578	39.657	39.776	36.076	36.809	36.378	38.067	39.526	42.141	40.391	36.598	31.485	29.012	35 / 38
COMED	22.14	21.623	25.197	25.235	8.388	-8.522	-9.469	29.696	29.129	37.42	40.349	44.607	36.075	36.158	32.588	33.033	32.347	30.25	31.386	27.993	36.606	33.659	28.802	26.29	27 / 34
DOM	25.885	26.84	27.174	27.108	27.052	28.383	33.033	31.306	30.743	39.166	42.295	46.871	38.123	38.321	34.67	35.436	34.916	36.338	38.008	38.877	38.96	35.555	30.554	28.11	34 / 37
NEW JERSEY HUB	27.04	27.90	27.75	27.60	28.19	30.18	37.72	33.08	33.93	42.99	46.15	50.22	41.97	42.39	38.25	38.24	38.03	40.09	41.96	44.06	41.98	37.50	32.26	29.32	37 / 40
Percent Forecast	-2.63	-2.83	-2.88	-3.17	-3.43	-3.54	-3.18	-2.70	-2.05	-1.10	-0.36	-0.01	0.70	0.85	0.78	1.11	1.53	2.17	1.84	0.51	-0.39	-1.71	-2.11	-2.11	
RTLoad	62.744	60.448	59.399	59.234	60.514	64.913	73.416	78.748	79.616	79.904	80.16	79.624	79.12	78.415	77.37	76.584	76.497	76.755	76.783	78.09	80.114	77.421	72.242	66.953	



# PJM Daily Report

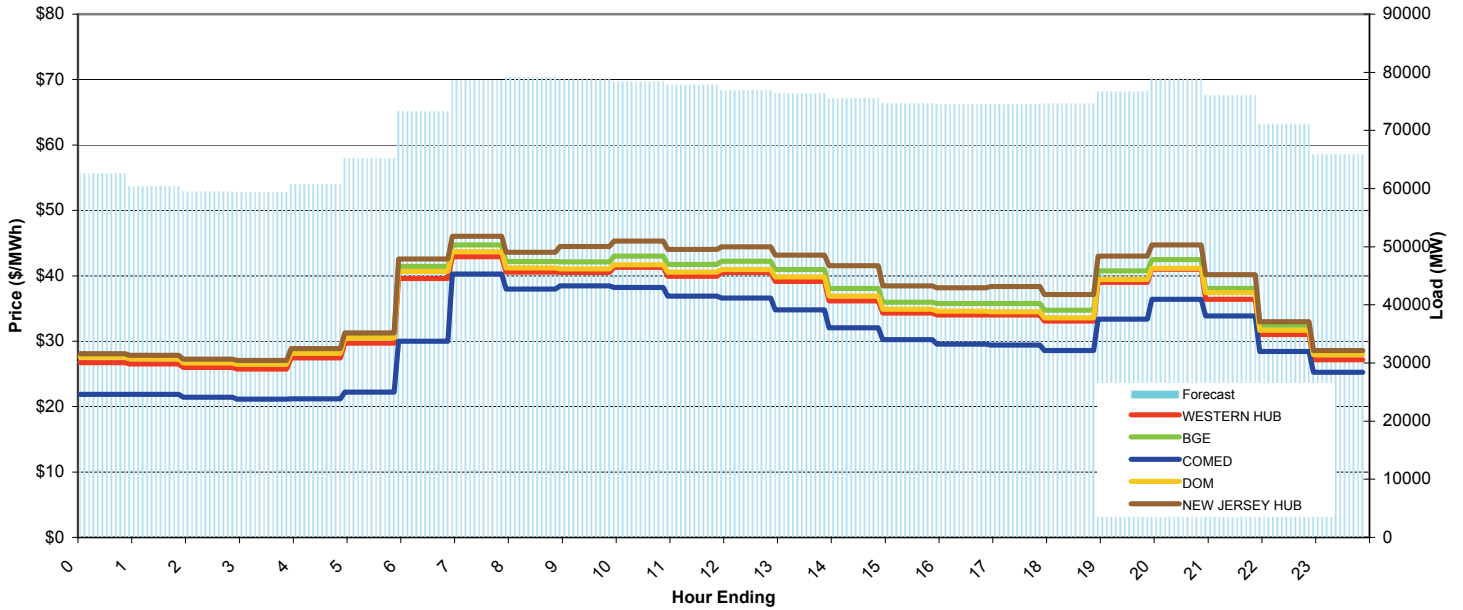
Report for: 4/2/2009

Price Color Codes:



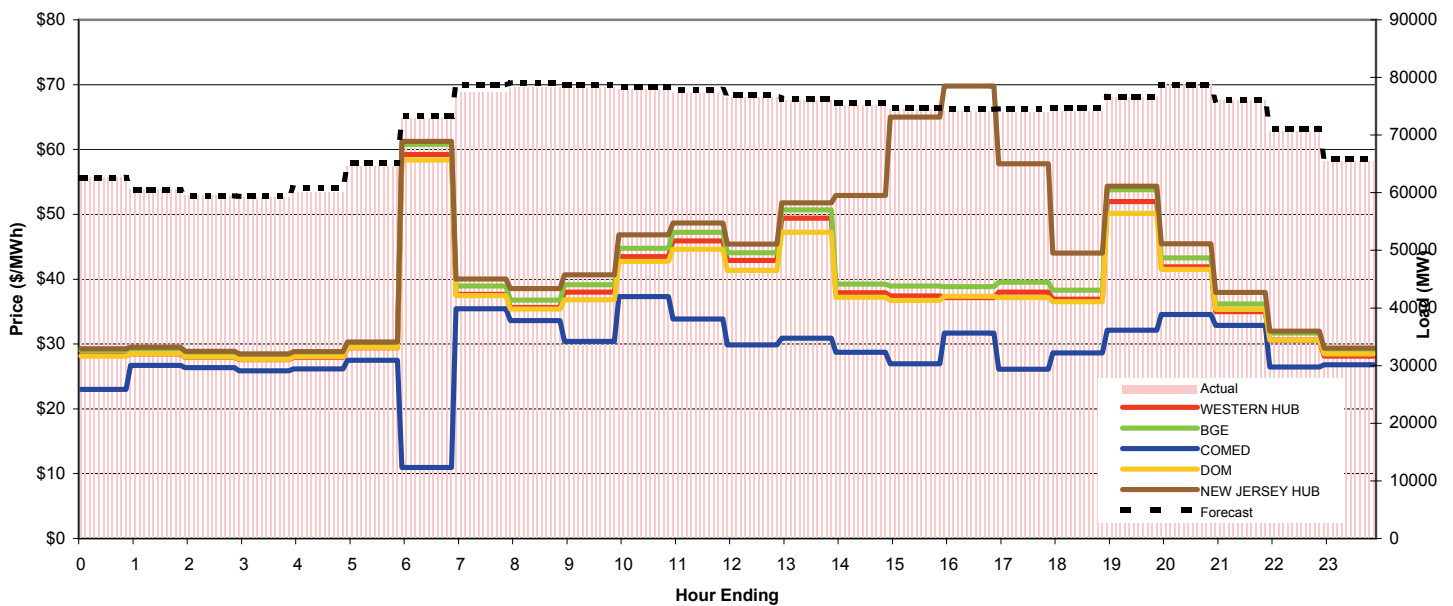
## Day-Ahead Prices and Forecast Load

	HE1	HE2	HE3	HE4	HE5	HE6	HE7	HE8	HE9	HE10	HE11	HE12	HE13	HE14	HE15	HE16	HE17	HE18	HE19	HE20	HE21	HE22	HE23	HE24	avg all/peak
WESTERN HUB	26.72	26.50	25.97	25.74	27.44	29.71	39.57	42.93	40.55	40.54	41.31	39.93	40.52	39.17	36.17	34.28	34.03	33.98	33.06	39.01	40.98	36.42	31.00	27.15	35 / 38
BGE	28.012	27.734	27.104	26.902	28.675	31.121	41.454	44.718	42.2	42.127	43.013	41.75	42.243	40.976	38.054	35.984	35.789	35.763	34.752	40.751	42.479	38.069	32.431	28.513	36 / 39
COMED	21.878	21.887	21.447	21.16	21.174	22.207	30	40.278	37.962	38.47	38.231	36.887	36.578	34.791	32.024	30.234	29.546	29.418	28.565	33.372	36.406	33.866	28.43	25.25	30 / 34
DOM	27.562	27.293	26.668	26.465	28.14	30.503	40.68	43.684	41.195	41.04	41.704	40.578	40.941	39.853	36.896	34.885	34.583	34.505	33.564	39.447	41.152	37.433	31.669	27.937	35 / 38
NEW JERSEY HUB	28.11	27.82	27.25	27.06	28.85	31.27	42.57	46.06	43.61	44.47	45.30	44.01	44.45	43.16	41.53	38.46	38.18	38.36	37.11	42.99	44.71	40.17	32.96	28.59	38 / 42
DA Forecast	62.6	60.4	59.5	59.4	60.7	65.2	73.3	78.7	79.1	78.7	78.4	77.8	77.0	76.3	75.6	74.7	74.5	74.6	74.6	76.7	78.7	76.1	71.1	65.8	72 / 76



## Preliminary Real-Time Prices with Forecasted and Actual System Load

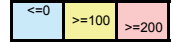
	HE1	HE2	HE3	HE4	HE5	HE6	HE7	HE8	HE9	HE10	HE11	HE12	HE13	HE14	HE15	HE16	HE17	HE18	HE19	HE20	HE21	HE22	HE23	HE24	avg all/peak
WESTERN HUB	28.21	28.47	27.94	27.59	27.92	29.42	59.21	37.65	35.62	37.98	43.50	45.91	42.86	49.40	37.90	37.42	37.16	38.02	36.93	51.98	41.90	34.99	30.61	28.14	37 / 40
BGE	29.001	29.268	28.676	28.293	28.659	30.268	60.796	38.93	36.778	39.116	44.754	47.233	44.081	50.669	39.224	38.92	38.837	39.531	38.305	53.774	43.292	36.179	31.703	29.127	38 / 41
COMED	22.977	26.708	26.343	25.861	26.159	27.482	10.956	35.422	33.606	30.408	37.299	33.854	29.862	30.893	28.713	26.96	31.708	26.101	28.634	32.134	34.531	32.845	26.469	26.809	29 / 31
DOM	28.142	28.523	28	27.64	28.024	29.477	58.388	37.479	35.395	36.819	42.737	44.609	41.354	47.247	37.209	36.724	37.358	37.183	36.531	50.122	41.489	35.341	30.606	28.481	37 / 39
NEW JERSEY HUB	29.27	29.52	28.88	28.49	28.84	30.32	61.27	40.03	38.53	40.68	46.81	48.68	45.40	51.78	52.91	64.98	69.79	57.81	44.00	54.32	45.46	37.96	31.99	29.36	43 / 48
Percent Forecast	0.24	0.20	0.17	-0.17	-0.98	-0.77	-0.53	-1.50	-1.03	-0.61	-0.44	-0.66	-0.43	-0.30	-0.42	-0.29	-0.49	-0.75	-0.57	-0.04	0.22	-0.11	-0.45	-0.47	
RTLoad	62.788	60.552	59.576	59.253	60.154	64.706	72.953	77.525	78.301	78.258	78.064	77.304	76.653	76.095	75.275	74.487	74.1	74	74.185	76.661	78.878	76.019	70.808	65.517	



# PJM Daily Report

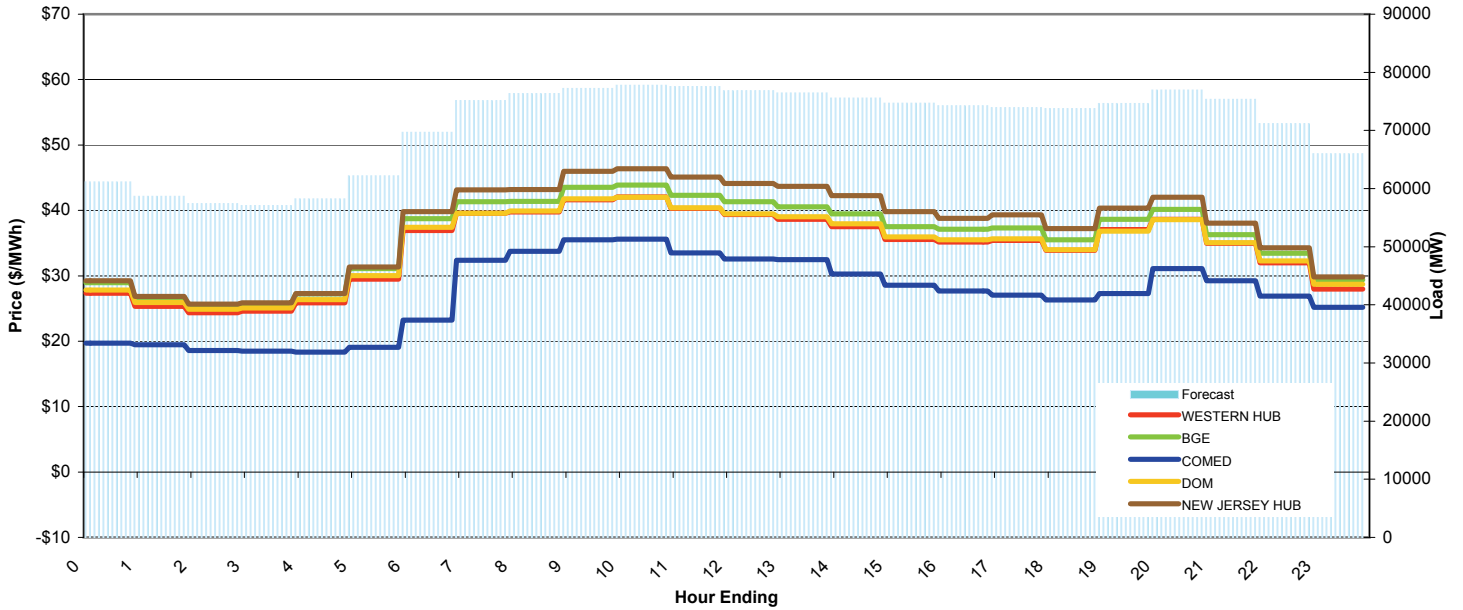
Report for: 4/3/2009

Price Color Codes:



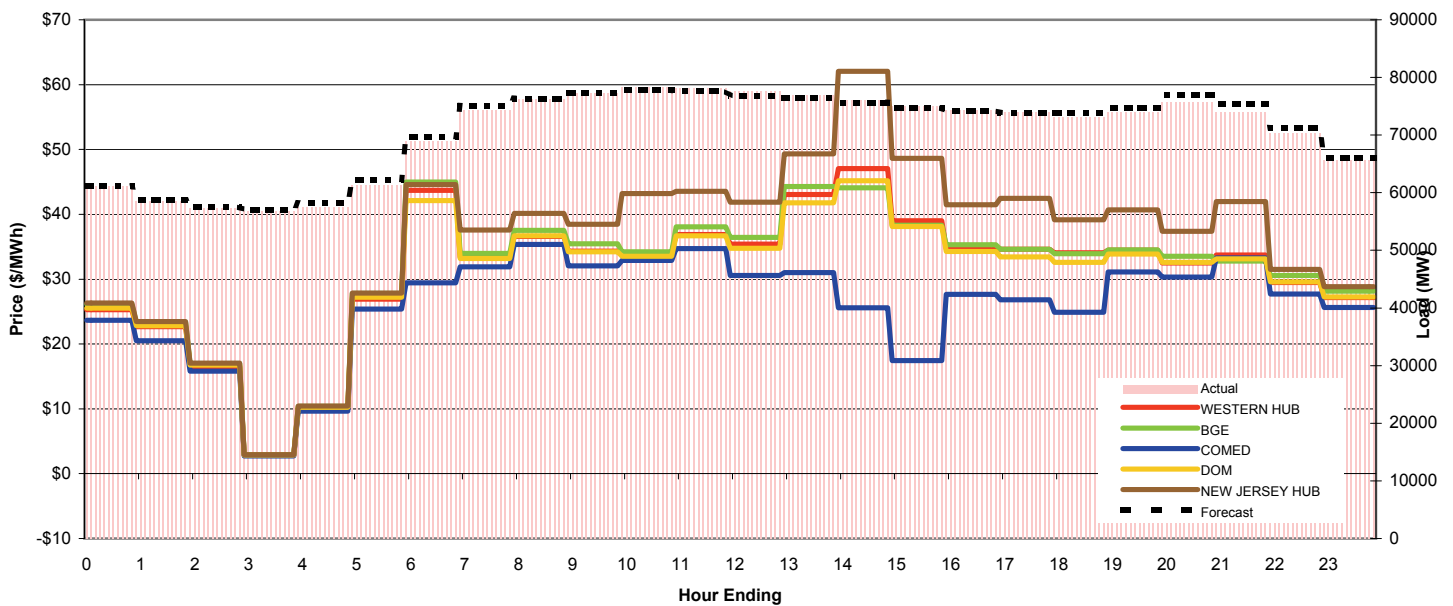
## Day-Ahead Prices and Forecast Load

	HE1	HE2	HE3	HE4	HE5	HE6	HE7	HE8	HE9	HE10	HE11	HE12	HE13	HE14	HE15	HE16	HE17	HE18	HE19	HE20	HE21	HE22	HE23	HE24	avg all/peak
WESTERN HUB	27.32	25.33	24.36	24.58	25.88	29.49	36.95	39.55	39.74	41.63	42.06	40.28	39.38	38.66	37.51	35.54	35.18	35.39	33.88	37.05	38.63	34.96	31.96	27.95	34 / 38
BGE	28.955	26.679	25.557	25.756	27.215	31.096	38.712	41.32	41.392	43.551	43.875	42.288	41.344	40.559	39.491	37.488	37.13	37.339	35.489	38.647	40.171	36.297	33.434	29.405	36 / 39
COMED	19.697	19.452	18.596	18.482	18.328	19.064	23.201	32.395	33.765	35.509	35.599	33.516	32.59	32.491	30.293	28.567	27.664	27.03	26.296	27.306	31.11	29.242	26.902	25.18	27 / 31
DOM	27.833	25.919	24.901	25.066	26.346	30.007	37.414	39.55	39.886	41.76	42.035	40.411	39.475	39.005	37.942	35.93	35.502	35.634	33.984	36.833	38.588	35.078	32.267	28.688	35 / 38
NEW JERSEY HUB	29.26	26.82	25.69	25.87	27.30	31.37	39.82	43.14	43.17	45.97	46.35	45.11	44.12	43.65	42.26	39.81	38.79	39.34	37.22	40.36	42.02	38.03	34.27	29.84	37 / 41
DA Forecast	61.1	58.7	57.4	57.1	58.2	62.2	69.7	75.1	76.4	77.3	77.8	77.6	76.9	76.5	75.6	74.7	74.2	73.9	73.8	74.6	76.9	75.4	71.2	66.0	71 / 75



## Preliminary Real-Time Prices with Forecasted and Actual System Load

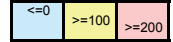
	HE1	HE2	HE3	HE4	HE5	HE6	HE7	HE8	HE9	HE10	HE11	HE12	HE13	HE14	HE15	HE16	HE17	HE18	HE19	HE20	HE21	HE22	HE23	HE24	avg all/peak
WESTERN HUB	25.31	22.65	16.49	2.84	10.08	26.94	43.68	33.38	36.61	34.30	34.03	36.90	35.42	43.04	47.05	39.00	34.73	34.62	34.09	34.48	32.48	33.73	29.46	27.17	31 / 36
BGE	26.115	23.318	17.01	2.9222	10.397	27.798	44.969	33.95	37.541	35.436	34.206	38.064	36.441	44.29	44.067	38.317	35.322	34.595	33.92	34.54	33.549	32.777	30.591	28.14	32 / 36
COMED	23.656	20.499	15.807	2.7174	9.6534	25.405	29.434	31.924	35.332	32.026	32.884	34.709	30.585	31.005	25.565	17.449	27.68	26.805	24.908	31.135	30.304	33.276	27.729	25.623	26 / 30
DOM	25.538	22.816	16.747	2.8785	10.226	27.205	42.14	33.161	36.68	34.216	33.507	36.675	34.759	41.75	45.179	38.097	34.252	33.432	32.572	33.865	32.587	33.112	29.576	27.247	31 / 35
NEW JERSEY HUB	26.34	23.47	17.07	2.94	10.43	27.87	44.60	37.59	40.15	38.45	43.21	43.53	41.89	49.32	62.06	48.63	41.48	42.46	39.18	40.67	37.38	41.99	31.49	28.86	36 / 42
Percent Forecast	-0.03	-0.39	-0.34	-0.72	-1.19	-1.37	-0.99	-1.16	-0.27	0.03	0.59	0.80	1.06	0.66	0.54	0.35	0.15	0.06	-0.89	-0.90	-1.65	-1.93	-1.21	-0.60	
RTLload	61.108	58.441	57.244	56.682	57.526	61.376	68.984	74.28	76.148	77.277	78.244	78.179	77.691	76.957	76.013	74.951	74.358	73.952	73.133	73.974	75.693	73.932	70.301	65.619	



# PJM Daily Report

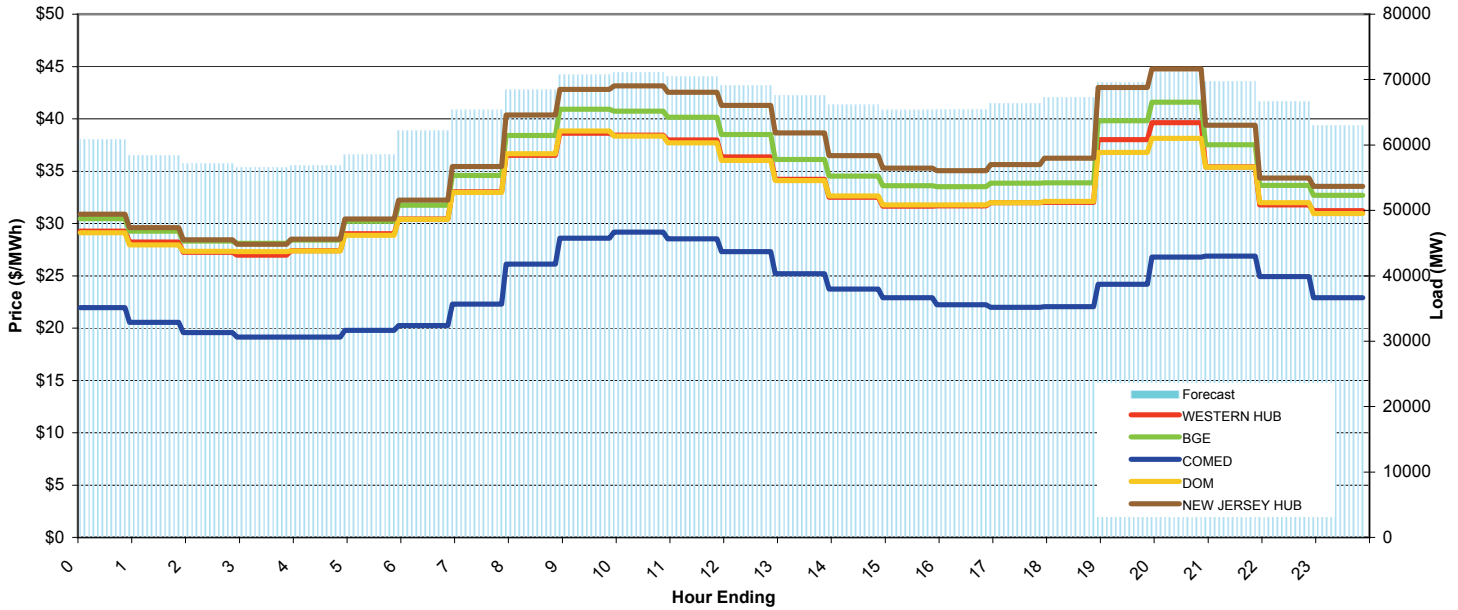
Report for: 4/4/2009

Price Color Codes:



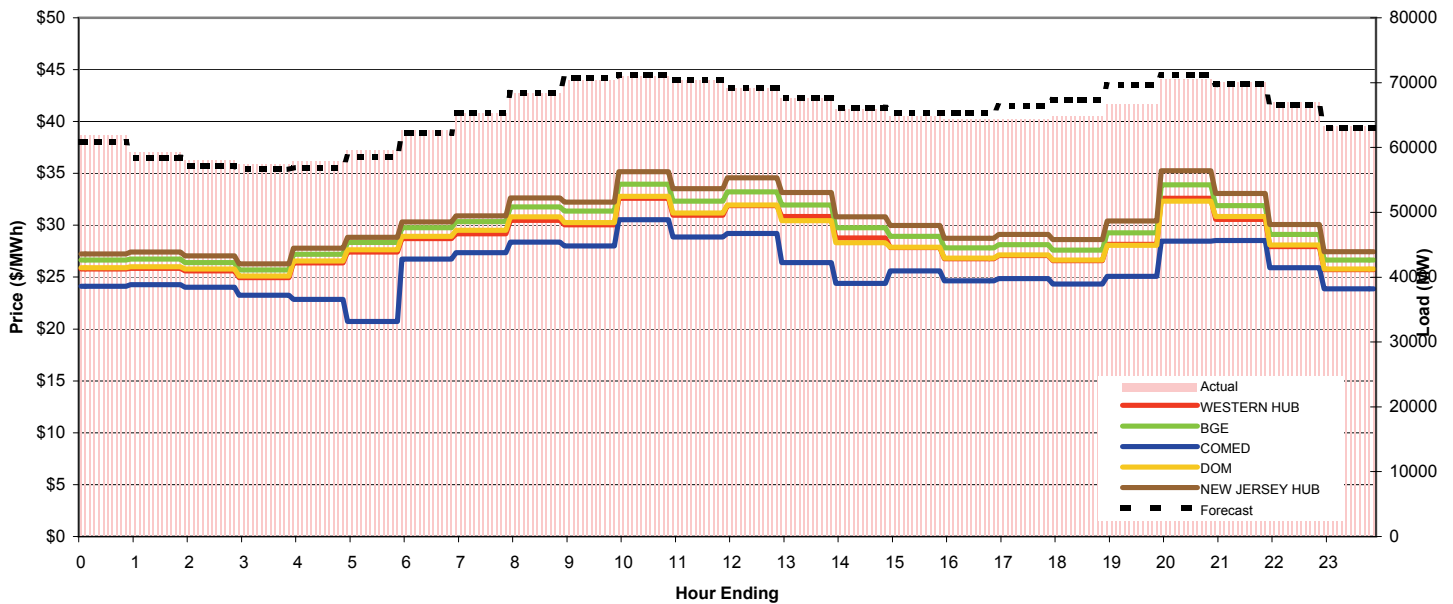
## Day-Ahead Prices and Forecast Load

	HE1	HE2	HE3	HE4	HE5	HE6	HE7	HE8	HE9	HE10	HE11	HE12	HE13	HE14	HE15	HE16	HE17	HE18	HE19	HE20	HE21	HE22	HE23	HE24	avg all/peak
WESTERN HUB	29.26	28.22	27.23	26.97	27.39	29.03	30.43	33.04	36.51	38.61	38.43	37.99	36.36	34.22	32.50	31.66	31.68	31.98	32.01	38.00	39.62	35.40	31.77	31.23	33 / 35
BGE	30.471	29.254	28.327	28.103	28.407	30.219	31.754	34.574	38.424	40.923	40.721	40.165	38.505	36.107	34.52	33.622	33.519	33.853	33.88	39.827	41.586	37.519	33.625	32.677	35 / 37
COMED	21.97	20.547	19.567	19.132	19.142	19.781	20.258	22.298	26.112	28.601	29.177	28.541	27.318	25.192	23.73	22.912	22.245	21.988	22.047	24.203	26.783	26.895	24.919	22.901	24 / 25
DOM	29.112	27.957	27.336	27.323	27.365	28.875	30.403	32.951	36.676	38.845	38.337	37.703	36.011	34.107	32.615	31.762	31.77	31.992	32.107	36.786	38.129	35.395	31.99	30.938	33 / 35
NEW JERSEY HUB	30.89	29.60	28.45	28.01	28.49	30.42	32.23	35.46	40.37	42.82	43.14	42.54	41.27	38.66	36.49	35.30	35.05	35.64	36.23	42.99	44.78	39.39	34.34	33.56	36 / 39
DA Forecast	60.9	58.4	57.1	56.6	56.9	58.5	62.2	65.4	68.5	70.7	71.2	70.5	69.2	67.6	66.1	65.4	65.4	66.4	67.3	69.6	71.2	69.7	66.6	63.0	65 / 68



## Preliminary Real-Time Prices with Forecasted and Actual System Load

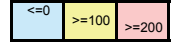
	HE1	HE2	HE3	HE4	HE5	HE6	HE7	HE8	HE9	HE10	HE11	HE12	HE13	HE14	HE15	HE16	HE17	HE18	HE19	HE20	HE21	HE22	HE23	HE24	avg all/peak
WESTERN HUB	25.77	25.84	25.61	24.94	26.37	27.41	28.70	29.18	30.48	30.05	32.59	30.97	31.88	30.83	28.76	27.87	26.79	27.08	26.58	28.15	32.61	30.57	27.95	25.73	28 / 30
BGE	26.656	26.728	26.417	25.69	27.197	28.342	29.754	30.338	31.779	31.37	33.959	32.333	33.221	31.958	29.762	28.946	27.82	28.125	27.613	29.269	33.89	31.902	29.106	26.654	30 / 31
COMED	24.127	24.288	24.033	23.27	22.855	20.73	26.744	27.363	28.39	28.001	30.524	28.876	29.21	26.413	24.385	25.608	24.653	24.874	24.336	25.088	28.478	28.524	25.918	23.882	26 / 27
DOM	25.901	26.015	25.79	25.1	26.567	27.651	28.929	29.509	30.799	30.256	32.803	31.176	31.943	30.452	28.324	27.882	26.846	27.153	26.639	28.063	32.341	30.853	28.112	25.794	29 / 30
NEW JERSEY HUB	27.23	27.43	27.05	26.28	27.80	28.85	30.31	30.92	32.63	32.24	35.17	33.52	34.59	33.16	30.82	29.97	28.74	29.13	28.64	30.40	35.26	33.06	30.06	27.45	30 / 32
Percent Forecast	1.75	1.44	1.62	1.55	1.80	1.80	0.88	-0.14	-0.01	-0.40	-0.16	-0.15	0.11	0.03	-0.31	-0.81	-1.56	-2.95	-3.89	-4.32	-0.91	0.46	0.49	0.45	
RTLoad	61.937	59.291	58.078	57.515	57.937	59.608	62.723	65.282	68.455	70.461	71.043	70.36	69.226	67.62	65.942	64.85	64.412	64.45	64.791	66.736	70.532	70.038	66.971	63.26	



# PJM Daily Report

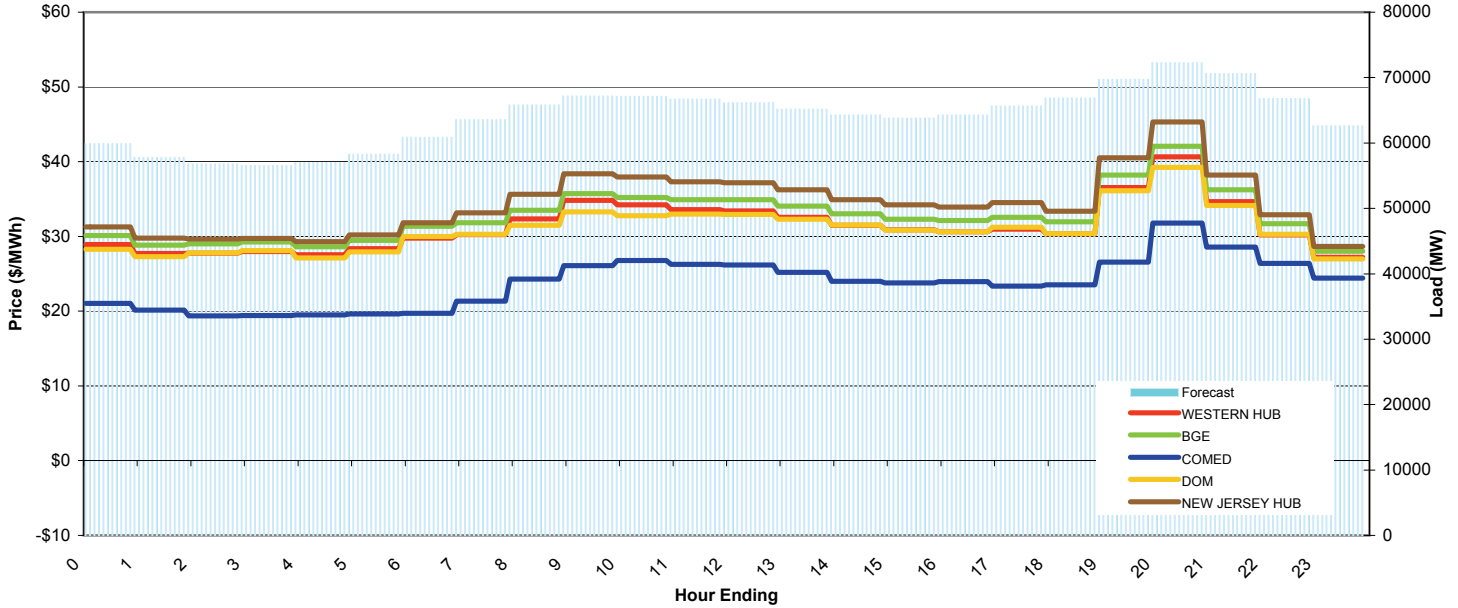
Report for: 4/5/2009

Price Color Codes:



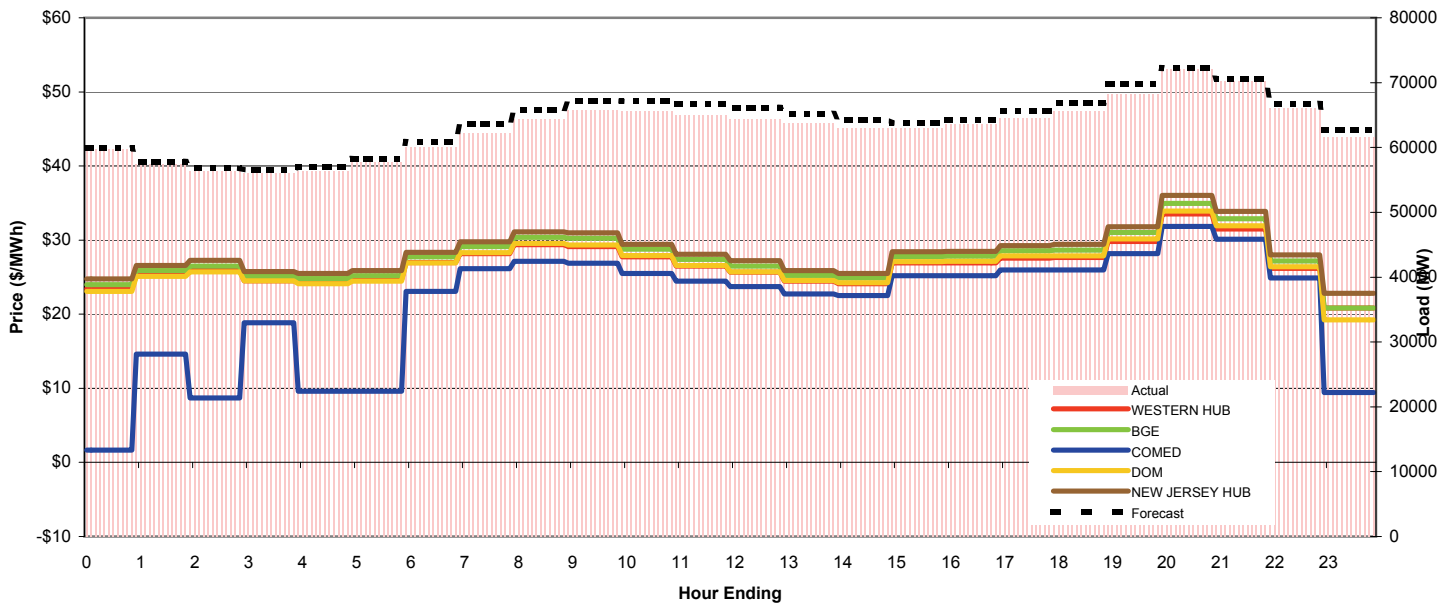
## Day-Ahead Prices and Forecast Load

	HE1	HE2	HE3	HE4	HE5	HE6	HE7	HE8	HE9	HE10	HE11	HE12	HE13	HE14	HE15	HE16	HE17	HE18	HE19	HE20	HE21	HE22	HE23	HE24	avg all/peak
WESTERN HUB	28.92	27.72	27.76	27.97	27.54	28.35	29.78	30.24	32.35	34.82	34.21	33.60	33.41	32.55	31.49	30.88	30.63	30.99	30.39	36.54	40.67	34.66	30.19	27.21	31 / 33
BGE	30.124	28.843	28.996	29.279	28.617	29.467	31.354	31.826	33.507	35.705	35.198	34.903	34.894	34.072	33.044	32.305	32.138	32.57	31.949	38.203	42.056	36.231	31.685	28.008	33 / 34
COMED	21.06	20.148	19.349	19.396	19.517	19.641	19.718	21.322	24.282	26.08	26.777	26.254	26.162	25.209	24.009	23.772	23.935	23.36	23.509	26.582	31.805	28.591	26.375	24.408	24 / 26
DOM	28.293	27.307	27.79	28.109	27.11	27.951	30.004	30.281	31.465	33.294	32.775	32.973	32.95	32.299	31.54	30.831	30.619	31.218	30.375	36.093	39.242	34.145	30.302	26.999	31 / 33
NEW JERSEY HUB	31.29	29.76	29.66	29.73	29.31	30.22	31.84	33.14	35.65	38.39	37.96	37.29	37.17	36.24	34.90	34.24	33.93	34.52	33.37	40.52	45.31	38.19	32.89	28.67	34 / 36
DA Forecast	59.9	57.8	56.8	56.6	57.0	58.3	60.9	63.6	65.8	67.2	67.1	66.7	66.2	65.2	64.3	63.8	64.3	65.6	66.9	69.7	72.3	70.6	66.8	62.6	64 / 67



## Preliminary Real-Time Prices with Forecasted and Actual System Load

	HE1	HE2	HE3	HE4	HE5	HE6	HE7	HE8	HE9	HE10	HE11	HE12	HE13	HE14	HE15	HE16	HE17	HE18	HE19	HE20	HE21	HE22	HE23	HE24	avg all/peak
WESTERN HUB	23.44	25.26	25.94	24.52	24.32	24.68	26.97	28.19	29.37	29.15	27.72	26.47	25.65	24.45	24.13	26.92	26.91	27.57	27.66	29.83	33.52	31.50	26.19	20.83	27 / 28
BGE	23.973	25.88	26.484	25.124	24.819	25.212	27.756	29.126	30.397	30.251	28.794	27.386	26.507	25.24	24.89	27.8	27.815	28.564	28.663	31.008	34.963	32.864	27.191	20.822	28 / 29
COMED	1.6617	14.619	8.693	18.847	9.6239	9.6083	23.076	26.145	27.127	26.894	25.5	24.441	23.705	22.748	22.51	25.193	25.188	25.952	25.955	28.178	31.838	30.121	24.894	9.4373	21 / 26
DOM	23.093	25.121	25.691	24.498	24.105	24.451	26.939	28.286	29.546	29.345	27.895	26.558	25.713	24.532	24.237	27.114	27.118	27.857	27.878	30.157	33.926	31.949	26.402	19.216	27 / 28
NEW JERSEY HUB	24.76	26.57	27.26	25.77	25.51	25.88	28.36	29.77	31.13	30.97	29.45	28.07	27.21	25.88	25.49	28.45	28.47	29.27	29.41	31.82	36.02	33.87	27.98	22.82	28 / 30
Percent Forecast	-0.38	-0.61	-0.80	-1.02	-1.19	-0.86	-1.47	-2.33	-2.17	-2.15	-2.41	-2.70	-2.90	-2.37	-2.14	-1.23	-1.14	-1.68	-1.92	-2.13	-0.27	-0.48	-1.09	-1.55	
RTLoad	59.648	57.422	56.337	56	56.339	57.759	59.999	62.118	64.394	65.78	65.554	64.935	64.283	63.677	62.952	63.009	63.58	64.557	65.614	68.269	72.092	70.294	66.078	61.662	



# PJM Daily Report

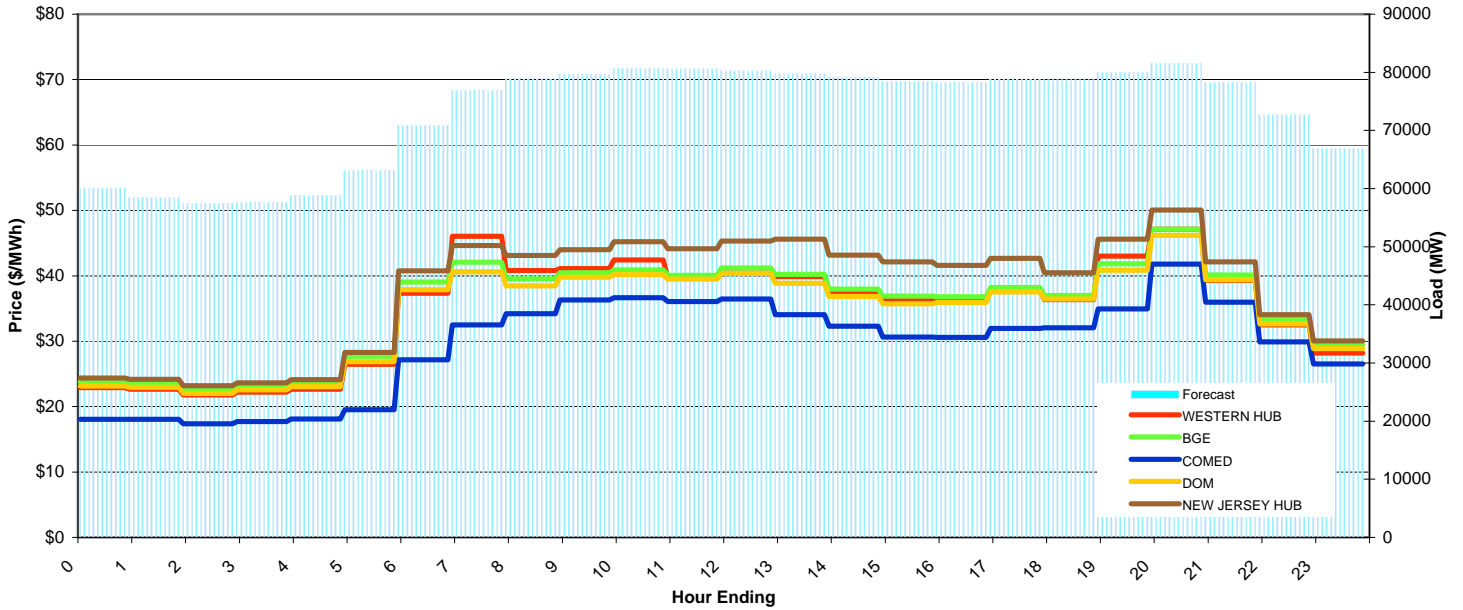
Report for: 4/6/2009

Price Color Codes:

<=0	>=100	>=200
-----	-------	-------

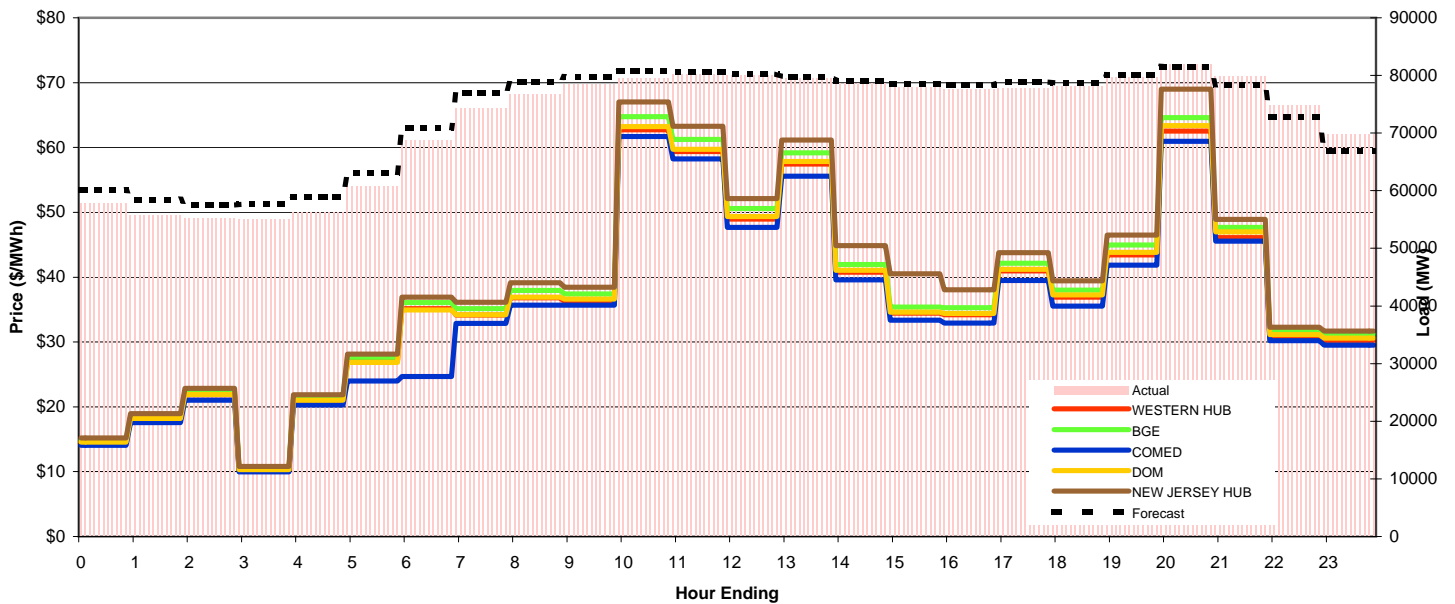
## Day-Ahead Prices and Forecast Load

	HE1	HE2	HE3	HE4	HE5	HE6	HE7	HE8	HE9	HE10	HE11	HE12	HE13	HE14	HE15	HE16	HE17	HE18	HE19	HE20	HE21	HE22	HE23	HE24	avg all/peak
WESTERN HUB	22.88	22.63	21.79	22.20	22.65	26.48	37.33	46.04	40.82	41.10	42.41	39.62	40.44	39.88	37.60	36.44	36.24	37.67	36.34	43.01	47.14	39.30	32.50	28.20	35 / 40
BGE	23.759	23.507	22.551	23.053	23.536	27.695	39.041	42.057	39.533	40.449	40.901	40.082	41.219	40.203	37.963	36.899	36.804	38.203	37.013	41.812	47.121	40.123	33.368	29.48	35 / 40
COMED	18.037	18.05	17.353	17.703	18.09	19.516	27.165	32.486	34.179	36.291	36.663	36.074	36.463	34.064	32.3	30.646	30.578	31.975	32.054	34.959	41.794	35.964	29.903	26.506	30 / 34
DOM	23.134	22.928	22.025	22.561	23.023	26.855	37.885	40.609	38.475	39.785	40.178	39.463	40.389	38.855	36.856	35.739	35.912	37.551	36.44	40.838	46.185	39.374	32.653	28.865	34 / 39
NEW JERSEY HUB	24.38	24.15	23.17	23.64	24.14	28.27	40.77	44.64	43.10	44.00	45.22	44.12	45.32	45.61	43.14	42.12	41.59	42.67	40.46	45.62	50.03	42.12	34.05	30.03	38 / 43
DA Forecast	60.1	58.4	57.5	57.6	58.9	63.1	70.9	76.9	78.9	79.7	80.7	80.6	80.2	79.8	79.1	78.5	78.3	78.8	78.7	80.1	81.5	78.3	72.7	66.9	73 / 79



## Preliminary Real-Time Prices with Forecasted and Actual System Load

	HE1	HE2	HE3	HE4	HE5	HE6	HE7	HE8	HE9	HE10	HE11	HE12	HE13	HE14	HE15	HE16	HE17	HE18	HE19	HE20	HE21	HE22	HE23	HE24	avg all/peak
WESTERN HUB	14.49	18.15	21.87	10.33	21.01	27.01	35.14	34.13	36.82	36.24	62.71	59.36	48.98	57.42	40.76	34.44	34.21	40.95	36.90	43.45	62.54	46.10	30.66	30.24	37 / 44
BGE	14.853	18.573	22.339	10.544	21.448	27.617	36.068	35.136	37.965	37.422	64.742	61.222	50.57	59.181	41.951	35.369	35.271	42.15	37.998	44.967	64.62	47.668	31.705	31.246	38 / 45
COMED	14.059	17.557	21.029	9.9662	20.303	23.972	24.667	32.888	35.661	35.683	61.683	58.221	47.686	55.591	39.581	33.363	32.933	39.462	35.535	41.855	60.934	45.543	30.196	29.526	35 / 43
DOM	14.577	18.232	21.894	10.331	21.046	26.865	34.929	34.194	36.921	36.595	63.212	59.728	49.36	57.818	41.074	34.619	34.411	41.221	37.248	43.846	63.388	46.988	31.156	30.618	37 / 44
NEW JERSEY HUB	15.18	18.95	22.83	10.79	21.86	28.12	36.94	36.12	39.13	38.45	67.02	63.27	52.11	61.16	44.85	40.53	38.05	43.77	39.42	46.51	68.97	48.92	32.26	31.70	39 / 48
Percent Forecast	-3.97	-4.88	-3.95	-4.65	-4.57	-3.84	-3.04	-3.43	-2.76	-1.66	-1.42	-0.54	-0.24	-0.38	-0.45	-0.51	-0.84	-1.18	-0.70	-0.34	0.59	1.87	2.82	4.17	
RTLoad	57.796	55.722	55.281	55.082	56.298	60.796	68.803	74.38	76.76	78.426	79.579	80.176	80.055	79.48	78.743	78.06	77.685	77.908	78.175	79.781	82.002	79.838	74.824	69.826	



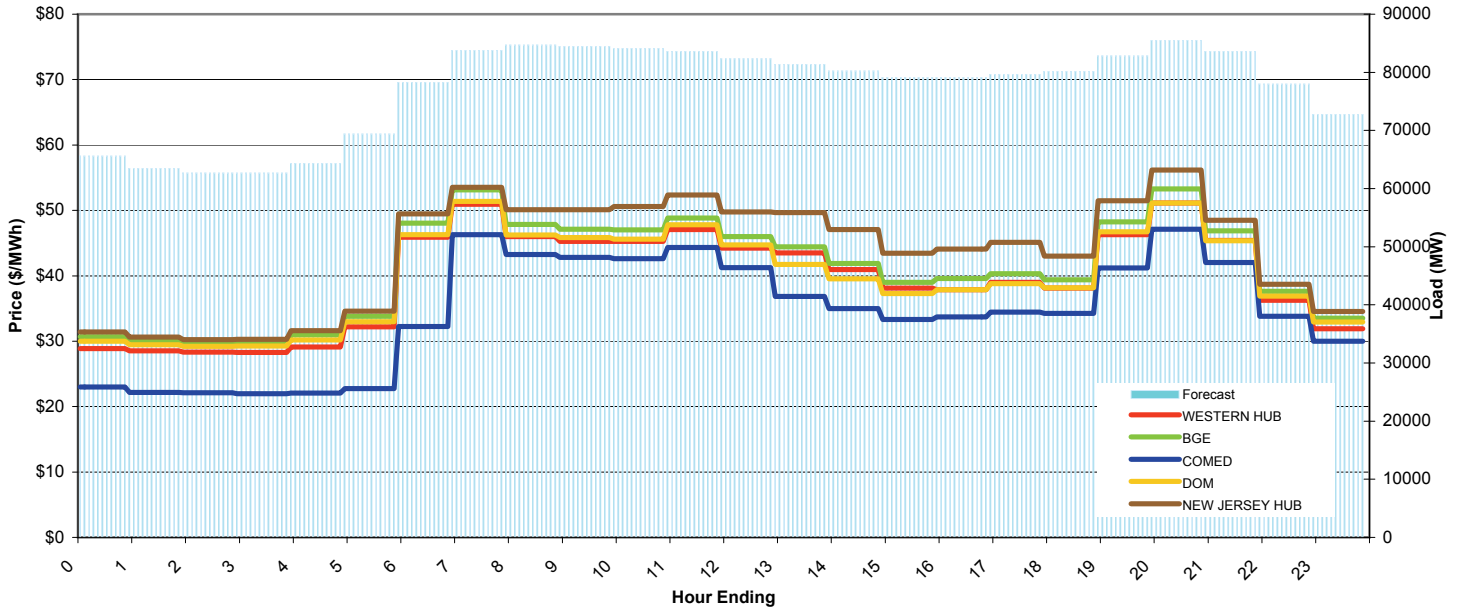
# PJM Daily Report

## Report for: 4/7/2009

Price Color Codes: <=0 >=100 >=200

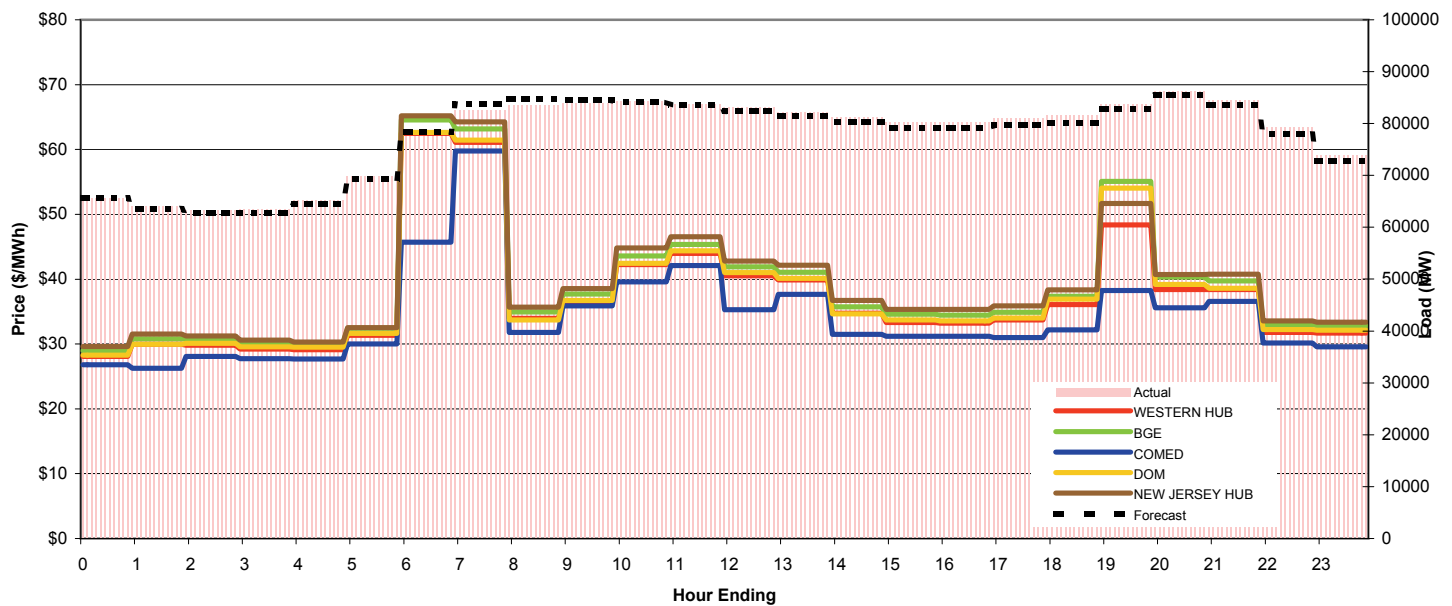
### Day-Ahead Prices and Forecast Load

	HE1	HE2	HE3	HE4	HE5	HE6	HE7	HE8	HE9	HE10	HE11	HE12	HE13	HE14	HE15	HE16	HE17	HE18	HE19	HE20	HE21	HE22	HE23	HE24	avg all/peak
WESTERN HUB	28.87	28.50	28.31	28.29	29.09	32.20	45.89	50.96	46.00	45.25	45.28	47.09	44.25	43.51	40.98	38.13	37.89	39.00	38.10	46.29	51.13	45.40	36.26	31.91	40 / 43
BGE	30.668	30.052	29.788	29.822	30.955	33.826	48.031	53.153	47.873	47.136	47.005	48.826	46.001	44.405	41.864	39.005	39.594	40.294	39.383	48.222	53.287	46.88	37.619	33.534	41 / 45
COMED	23.019	22.183	22.111	21.963	22.089	22.761	32.258	46.292	43.235	42.793	42.633	44.333	41.229	36.861	34.961	33.321	33.731	34.454	34.264	41.195	47.142	42.008	33.8	29.997	35 / 40
DOM	29.969	29.433	29.229	29.237	30.17	32.988	46.278	51.398	46.257	45.857	45.614	47.828	44.722	41.731	39.53	37.278	37.887	38.797	38.182	46.75	51.135	45.375	36.872	32.907	40 / 43
NEW JERSEY HUB	31.43	30.65	30.24	30.27	31.63	34.57	49.48	53.51	50.10	50.12	50.58	52.36	49.76	49.68	47.05	43.46	44.09	45.09	42.99	51.48	56.15	48.48	38.68	34.54	44 / 48
DA Forecast	65.6	63.5	62.7	62.7	64.4	69.4	78.3	83.8	84.7	84.4	84.1	83.6	82.4	81.4	80.2	79.1	79.1	79.6	80.2	82.8	85.5	83.6	78.0	72.8	77 / 82



### Preliminary Real-Time Prices with Forecasted and Actual System Load

	HE1	HE2	HE3	HE4	HE5	HE6	HE7	HE8	HE9	HE10	HE11	HE12	HE13	HE14	HE15	HE16	HE17	HE18	HE19	HE20	HE21	HE22	HE23	HE24	avg all/peak
WESTERN HUB	28.06	29.97	29.80	29.23	29.12	31.34	62.46	61.08	33.97	36.43	42.23	43.99	40.53	39.86	34.76	33.30	33.20	33.69	36.06	48.39	38.39	38.39	31.80	31.67	37 / 39
BGE	28.98	30.801	30.734	30.178	30.093	32.436	64.551	63.161	34.965	37.703	43.558	45.358	41.876	41.045	35.748	34.587	34.428	34.874	37.362	55.086	40.337	39.732	33	32.826	39 / 41
COMED	26.783	26.26	28.083	27.742	27.7	29.985	45.698	59.749	31.787	35.877	39.605	42.075	35.286	37.665	31.503	31.175	31.18	30.971	32.185	38.266	35.601	36.553	30.166	29.554	34 / 36
DOM	28.276	29.938	30.121	29.58	29.509	31.655	62.648	61.458	33.713	36.701	42.454	44.36	40.993	40.126	34.664	33.704	33.565	33.988	36.901	54.029	39.174	38.596	32.209	32.133	38 / 40
NEW JERSEY HUB	29.62	31.53	31.26	30.58	30.33	32.50	65.17	64.26	35.69	38.56	44.82	46.54	42.78	42.17	36.72	35.34	35.32	35.86	38.36	51.69	40.73	40.75	33.55	33.38	39 / 41
Percent Forecast	0.11	0.80	1.03	1.22	1.25	0.82	-0.36	-1.42	-1.31	-0.60	0.12	0.17	0.98	1.11	1.32	1.61	1.59	1.63	1.72	1.13	1.02	1.12	1.82	1.64	
RTLoad	65.688	64.062	63.342	63.473	65.207	69.975	78	82.635	83.614	83.943	84.245	83.75	83.189	82.325	81.319	80.366	80.366	80.971	81.625	83.779	86.349	84.544	79.418	74.021	



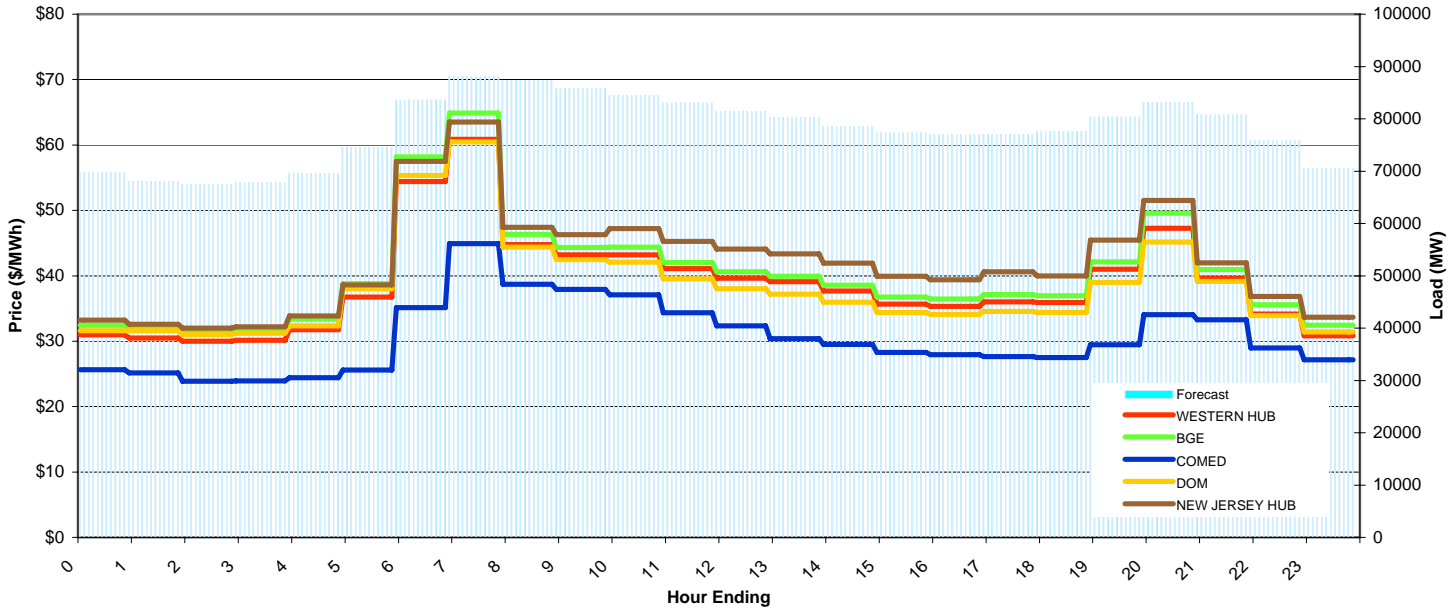
# PJM Daily Report

4/8/2009

Price Color Codes: <=0 >=100 >=200

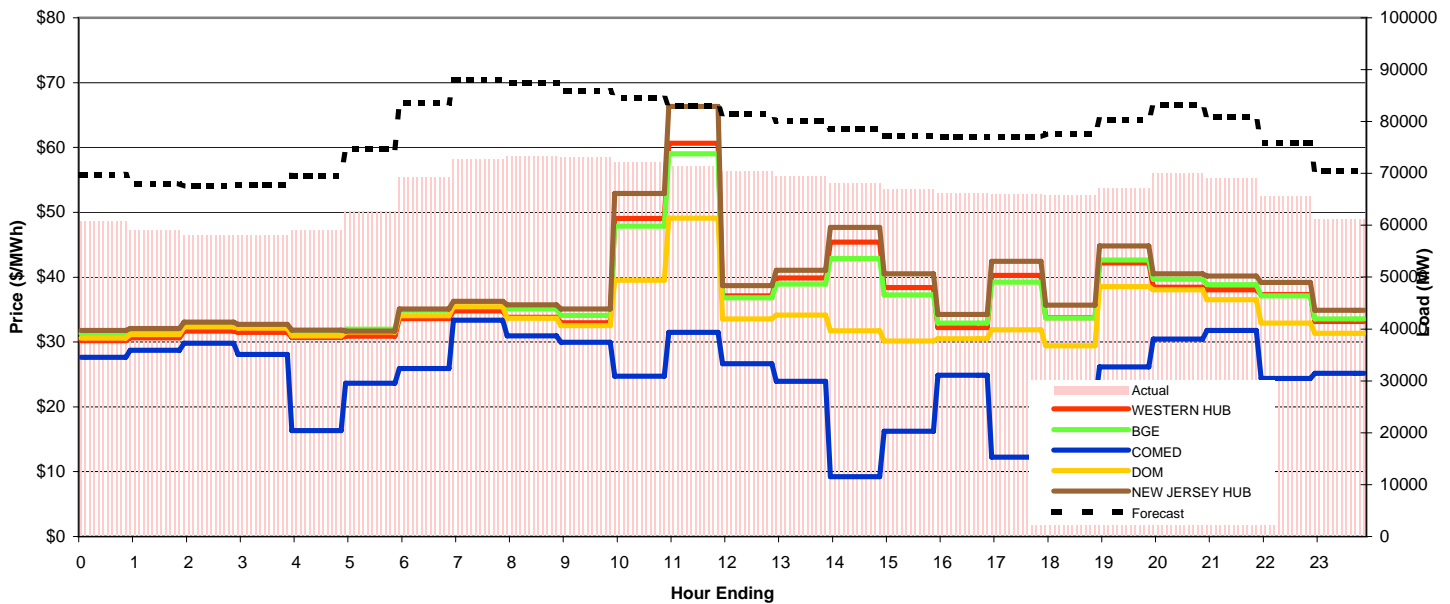
## Day-Ahead Prices and Forecast Load

	HE1	HE2	HE3	HE4	HE5	HE6	HE7	HE8	HE9	HE10	HE11	HE12	HE13	HE14	HE15	HE16	HE17	HE18	HE19	HE20	HE21	HE22	HE23	HE24	avg all/peak
WESTERN HUB	30.96	30.49	30.00	30.14	31.74	36.75	54.42	60.88	44.76	43.20	43.18	41.08	39.63	39.09	37.65	35.68	35.32	36.01	35.91	41.02	47.29	39.65	34.17	30.85	39 / 41
BGE	32.419	32.094	31.58	31.746	33.382	38.815	58.166	64.881	46.354	44.332	44.397	42.051	40.603	39.929	38.538	36.737	36.442	37.134	36.956	42.139	49.556	40.945	35.569	32.422	40 / 42
COMED	25.637	25.158	23.864	23.921	24.425	25.569	35.136	44.897	38.7	37.899	37.068	34.339	32.332	30.406	29.496	28.269	27.918	27.669	27.487	29.462	34.06	33.294	28.99	27.172	31 / 33
DOM	31.627	31.589	31.044	31.241	32.324	38.027	55.355	60.5	44.363	42.456	42.091	39.559	38.023	37.19	35.975	34.408	34.087	34.524	34.41	38.987	45.168	39.131	33.907	31.436	38 / 40
NEW JERSEY HUB	33.21	32.59	32.02	32.17	33.84	38.62	57.47	63.50	47.44	46.30	47.21	45.28	44.10	43.35	41.93	39.94	39.40	40.61	39.96	45.47	51.54	41.97	36.83	33.68	42 / 45
DA Forecast	69.8	68.1	67.5	67.8	69.6	74.6	83.6	88.1	87.4	85.8	84.5	83.0	81.4	80.2	78.6	77.3	77.0	77.0	77.6	80.4	83.1	80.8	75.9	70.5	78 / 81



## Preliminary Real-Time Prices with Forecasted and Actual System Load

	HE1	HE2	HE3	HE4	HE5	HE6	HE7	HE8	HE9	HE10	HE11	HE12	HE13	HE14	HE15	HE16	HE17	HE18	HE19	HE20	HE21	HE22	HE23	HE24	avg all/peak
WESTERN HUB	30.19	30.65	31.68	31.47	30.72	30.88	33.61	34.82	33.82	32.95	49.08	60.63	37.14	39.88	45.41	38.40	32.23	40.28	33.77	42.17	38.46	38.05	37.30	33.18	37 / 40
BGE	31.288	31.69	32.671	32.438	31.613	31.964	34.895	36.212	35.12	34.097	47.863	59.03	36.839	38.956	42.89	37.258	32.934	39.248	33.707	42.628	39.676	38.83	37.132	33.548	37 / 40
COMED	27.647	28.711	29.833	28.08	16.327	23.647	25.914	33.38	30.944	29.964	24.723	31.497	26.675	23.933	9.2092	16.218	24.858	12.233	20.373	26.156	30.451	31.797	24.358	25.184	25 / 25
DOM	30.583	31.156	32.307	32.137	30.95	31.529	34.047	35.419	33.662	32.535	39.515	49.107	33.567	34.174	31.739	30.161	30.478	31.898	29.406	38.536	38.048	36.54	32.896	31.341	34 / 35
NEW JERSEY HUB	31.77	32.07	33.05	32.73	31.85	31.68	35.07	36.26	35.75	35.07	52.91	66.34	38.68	41.05	47.69	40.51	34.27	42.44	35.69	44.80	40.54	40.16	39.19	34.91	39 / 42
Percent Forecast	-14.85	-15.26	-16.04	-16.85	-17.72	-18.78	-20.50	-20.85	-19.18	-17.25	-16.95	-16.28	-15.54	-15.36	-15.14	-15.51	-16.01	-16.65	-17.86	-19.70	-18.41	-16.85	-15.52	-15.02	
RTLoad	60.772	59.057	58.157	58.049	59.12	62.829	69.379	72.866	73.305	73.169	72.268	71.409	70.442	69.543	68.239	66.928	66.332	66.018	65.842	67.151	70.173	69.159	65.668	61.275	





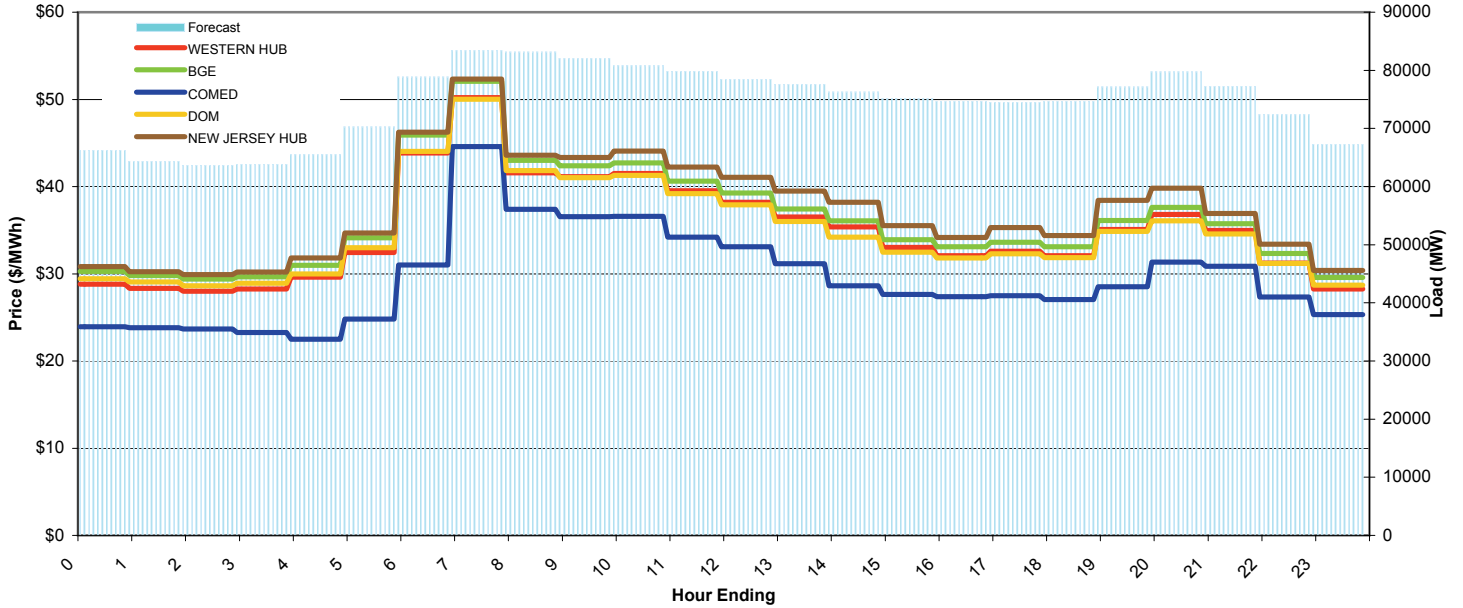
# PJM Daily Report

Report for: 4/9/2009

Price Color Codes: <=0 >=100 >=200

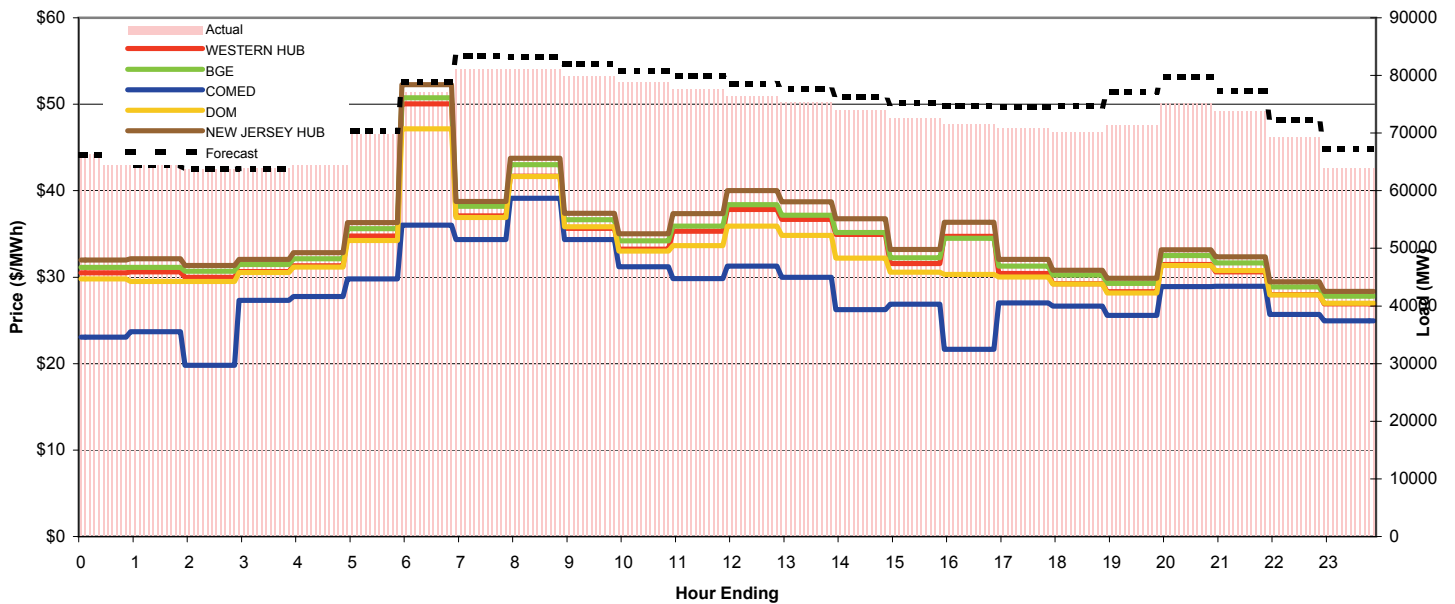
## Day-Ahead Prices and Forecast Load

	HE1	HE2	HE3	HE4	HE5	HE6	HE7	HE8	HE9	HE10	HE11	HE12	HE13	HE14	HE15	HE16	HE17	HE18	HE19	HE20	HE21	HE22	HE23	HE24	avg all/peak
WESTERN HUB	28.79	28.33	28.00	28.25	29.62	32.45	43.84	50.22	41.57	41.14	41.49	39.54	38.20	36.53	35.36	33.02	32.08	32.57	32.08	35.07	36.81	34.99	31.24	28.26	35 / 37
BGE	30.279	29.815	29.394	29.634	30.99	34.135	45.92	52.085	42.993	42.394	42.71	40.612	39.283	37.438	36.069	33.895	33.091	33.609	33.089	36.119	37.599	35.742	32.317	29.586	36 / 38
COMED	23.927	23.816	23.661	23.283	22.489	24.789	31.022	44.596	37.389	36.561	36.582	34.218	33.117	31.154	28.611	27.623	27.372	27.489	27.031	28.522	31.328	30.867	27.324	25.33	30 / 32
DOM	29.431	29.073	28.627	28.902	29.986	32.996	44.038	50.013	41.819	41.037	41.299	39.178	37.923	36.011	34.189	32.474	31.81	32.283	31.847	34.876	36.069	34.573	31.195	28.694	35 / 37
NEW JERSEY HUB	30.84	30.24	29.92	30.19	31.81	34.67	46.25	52.34	43.60	43.34	44.07	42.24	41.06	39.47	38.20	35.51	34.18	35.32	34.38	38.41	39.83	36.92	33.40	30.38	37 / 40
DA Forecast	66.2	64.4	63.7	63.8	65.5	70.3	78.9	83.4	83.2	82.0	80.8	79.8	78.5	77.6	76.3	75.2	74.7	74.5	74.7	77.2	79.8	77.2	72.4	67.3	74 / 78



## Preliminary Real-Time Prices with Forecasted and Actual System Load

	HE1	HE2	HE3	HE4	HE5	HE6	HE7	HE8	HE9	HE10	HE11	HE12	HE13	HE14	HE15	HE16	HE17	HE18	HE19	HE20	HE21	HE22	HE23	HE24	avg all/peak
WESTERN HUB	30.51	30.62	29.97	30.65	31.33	34.74	50.04	37.10	41.69	35.64	33.22	35.30	37.84	36.69	34.93	31.56	34.73	30.44	29.25	28.32	31.47	30.61	27.97	26.89	33 / 34
BGE	31.119	31.139	30.669	31.472	32.139	35.622	50.745	38.204	42.997	36.661	34.203	35.911	38.369	37.172	35.15	32.256	34.494	31.293	30.232	29.285	32.509	31.63	28.865	27.783	34 / 34
COMED	23.049	23.683	19.788	27.3	27.747	29.805	36.003	34.343	39.116	34.357	31.187	29.848	31.293	29.977	26.243	26.879	21.663	27.021	26.645	25.56	28.894	28.936	25.7	24.94	28 / 29
DOM	29.806	29.514	29.509	30.544	31.178	34.23	47.15	36.912	41.644	35.839	33.023	33.634	35.902	34.832	32.201	30.568	30.303	30.01	29.193	28.155	31.341	30.746	27.939	26.99	33 / 33
NEW JERSEY HUB	31.98	32.11	31.34	32.05	32.83	36.29	52.28	38.76	43.76	37.38	35.00	37.35	40.01	38.73	36.75	33.21	36.35	32.05	30.80	29.88	33.18	32.34	29.45	28.36	35 / 35
Percent Forecast	0.12	0.06	0.03	0.06	-0.16	-0.75	-2.34	-2.81	-2.45	-2.66	-2.44	-2.72	-2.64	-2.82	-3.04	-3.65	-4.41	-5.11	-6.48	-8.06	-6.07	-4.66	-4.55	-5.15	
RTLload	66.331	64.442	63.711	63.882	65.424	69.787	77.076	81.12	81.176	79.873	78.889	77.705	76.478	75.429	74.045	72.555	71.553	70.832	70.114	71.416	75.184	73.799	69.223	63.989	



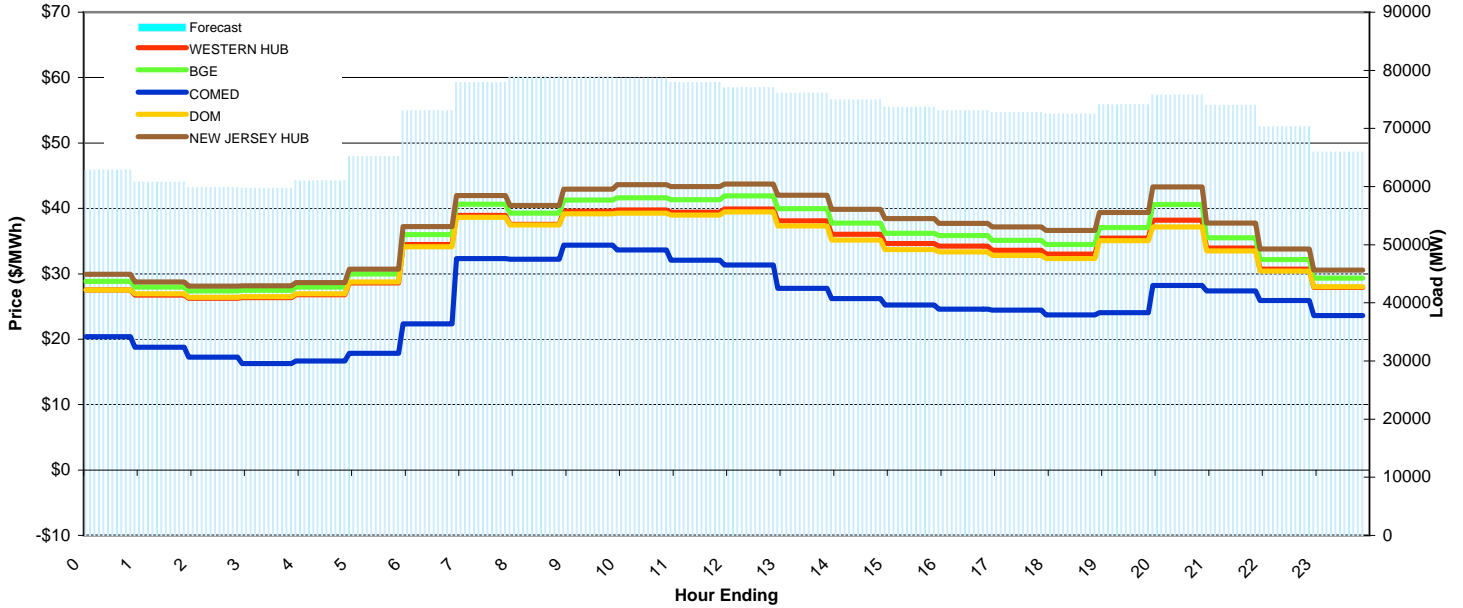
# PJM Daily Report

## Report for: 4/10/2009

Price Color Codes: <=0 >=100 >=200

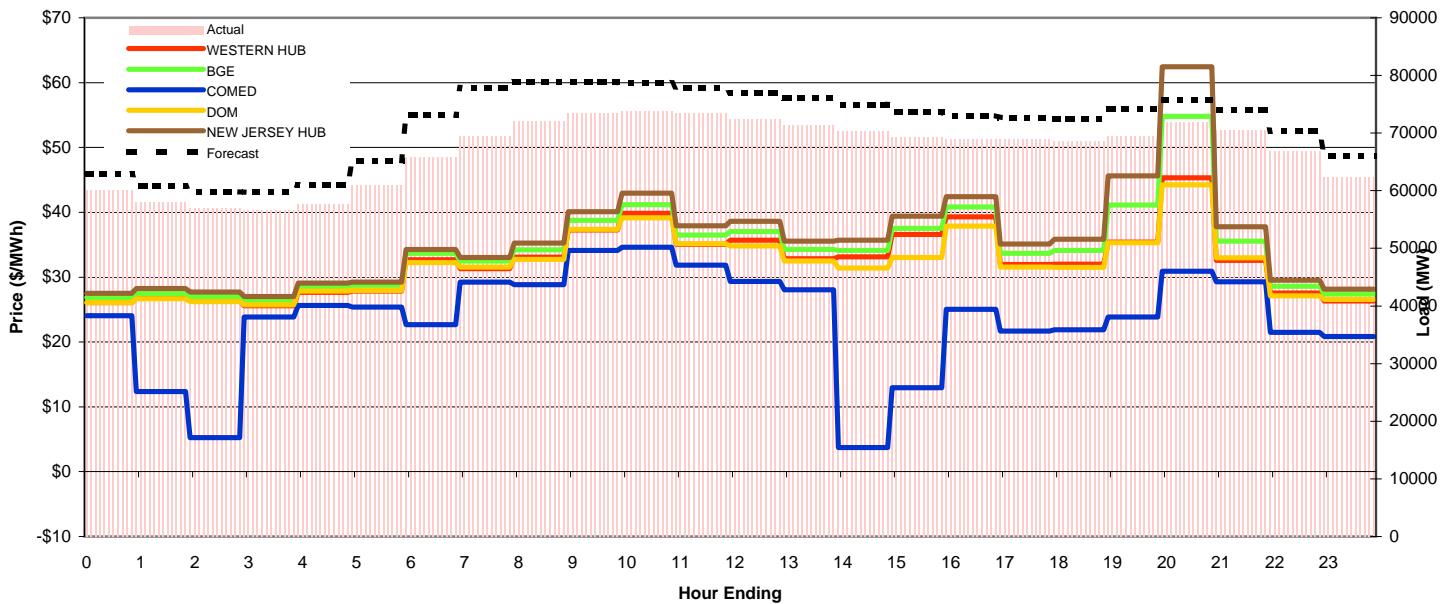
### Day-Ahead Prices and Forecast Load

	HE1	HE2	HE3	HE4	HE5	HE6	HE7	HE8	HE9	HE10	HE11	HE12	HE13	HE14	HE15	HE16	HE17	HE18	HE19	HE20	HE21	HE22	HE23	HE24	avg all/peak
WESTERN HUB	27.54	26.76	26.24	26.35	26.81	28.63	34.48	38.94	37.56	39.56	39.76	39.40	39.90	38.10	36.02	34.60	34.24	33.61	33.03	35.46	38.19	33.92	30.69	27.94	34 / 36
BGE	28.853	27.974	27.394	27.458	27.974	29.972	35.995	40.622	39.267	41.286	41.606	41.33	41.925	39.973	37.768	36.213	35.846	35.107	34.491	37.08	40.606	35.527	32.159	29.355	35 / 38
COMED	20.404	18.783	17.246	16.269	16.665	17.837	22.349	32.339	32.203	34.38	33.661	32.072	31.336	27.796	26.209	25.228	24.579	24.464	23.716	24.074	28.214	27.36	25.911	23.598	25 / 28
DOM	27.553	26.947	26.423	26.506	26.942	28.77	34.145	38.659	37.472	39.156	39.265	38.959	39.491	37.328	35.169	33.712	33.335	32.832	32.324	35.052	37.156	33.507	30.41	28.011	33 / 36
NEW JERSEY HUB	29.91	28.77	28.10	28.15	28.64	30.70	37.22	41.96	40.45	42.94	43.62	43.35	43.70	42.01	39.86	38.44	37.73	37.16	36.65	39.37	43.28	37.76	33.81	30.55	37 / 40
DA Forecast	62.9	60.8	59.8	59.7	61.0	65.2	73.1	77.9	78.8	78.8	78.7	77.9	77.0	76.1	74.9	73.6	73.0	72.7	72.5	74.1	75.8	74.0	70.3	66.0	71 / 75



### Preliminary Real-Time Prices with Forecasted and Actual System Load

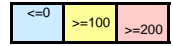
	HE1	HE2	HE3	HE4	HE5	HE6	HE7	HE8	HE9	HE10	HE11	HE12	HE13	HE14	HE15	HE16	HE17	HE18	HE19	HE20	HE21	HE22	HE23	HE24	avg all/peak
WESTERN HUB	26.07	26.76	26.37	25.59	27.65	27.87	32.70	31.29	33.11	37.29	39.86	35.06	35.69	32.85	33.15	36.61	39.30	31.94	32.00	35.42	45.32	32.58	27.56	26.33	32 / 35
BGE	26.867	27.472	27.024	26.392	28.546	28.761	33.696	32.488	34.218	38.766	41.169	36.501	37.023	34.273	34.139	37.507	40.81	33.664	34.108	41.134	54.805	35.538	28.593	27.402	34 / 37
COMED	24.056	12.379	5.2722	23.863	25.613	25.375	22.678	29.235	28.863	34.115	34.614	31.866	29.321	28.036	3.7127	12.968	25.047	21.668	21.87	23.866	30.934	29.295	21.496	20.837	24 / 25
DOM	26.1	26.646	26.221	25.75	27.873	27.947	32.251	31.575	32.72	37.359	39.172	35.134	34.832	32.485	31.427	33.047	37.888	31.578	31.52	35.328	44.234	32.983	27.101	26.557	32 / 34
NEW JERSEY HUB	27.50	28.25	27.73	27.01	29.08	29.23	34.27	33.03	35.24	40.10	42.98	37.93	38.64	35.56	35.69	39.38	42.42	35.13	35.85	45.60	62.43	37.77	29.52	28.14	36 / 39
Percent Forecast	-4.73	-4.88	-5.08	-5.54	-5.80	-7.10	-11.05	-12.08	-9.58	-7.48	-6.52	-6.06	-6.39	-6.73	-6.64	-6.47	-6.01	-5.59	-5.62	-6.68	-5.52	-5.09	-5.31	-5.93	
RTLoad	60.046	57.934	56.93	56.609	57.647	60.867	65.783	69.515	71.928	73.326	73.863	73.451	72.374	71.279	70.245	69.17	68.888	68.854	68.625	69.468	71.795	70.391	66.766	62.27	



# PJM Daily Report

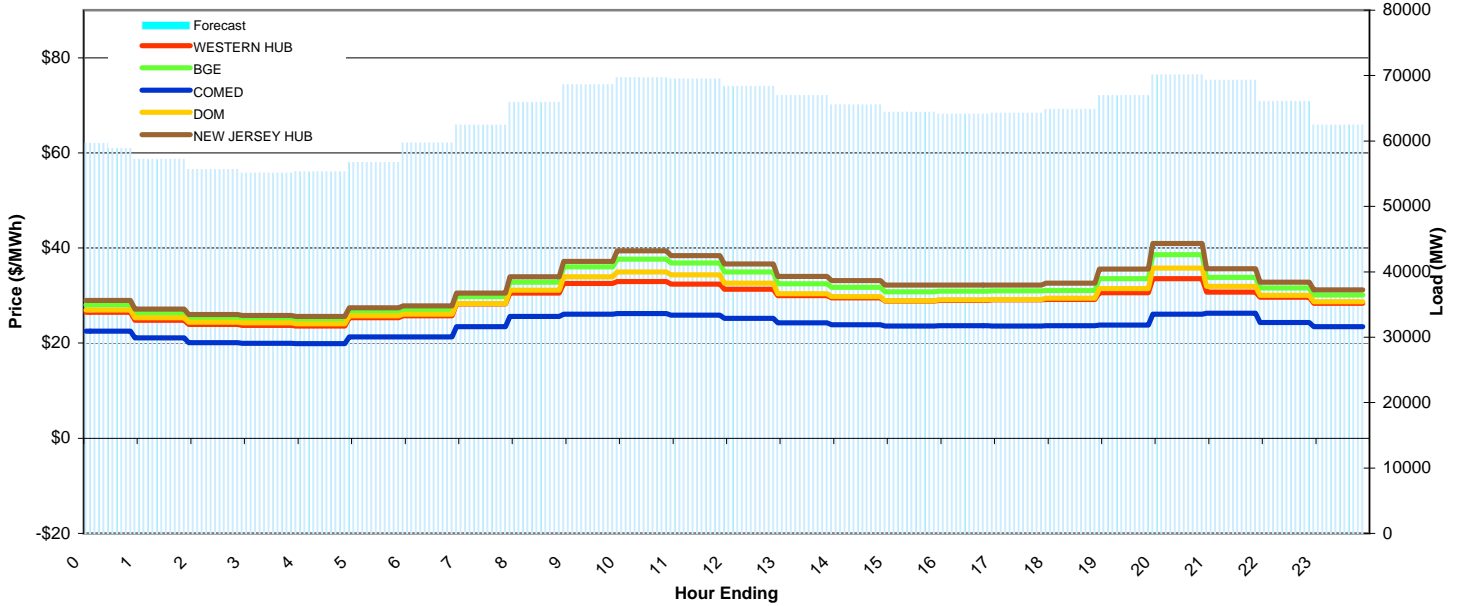
Report for: 4/11/2009

Price Color Codes:



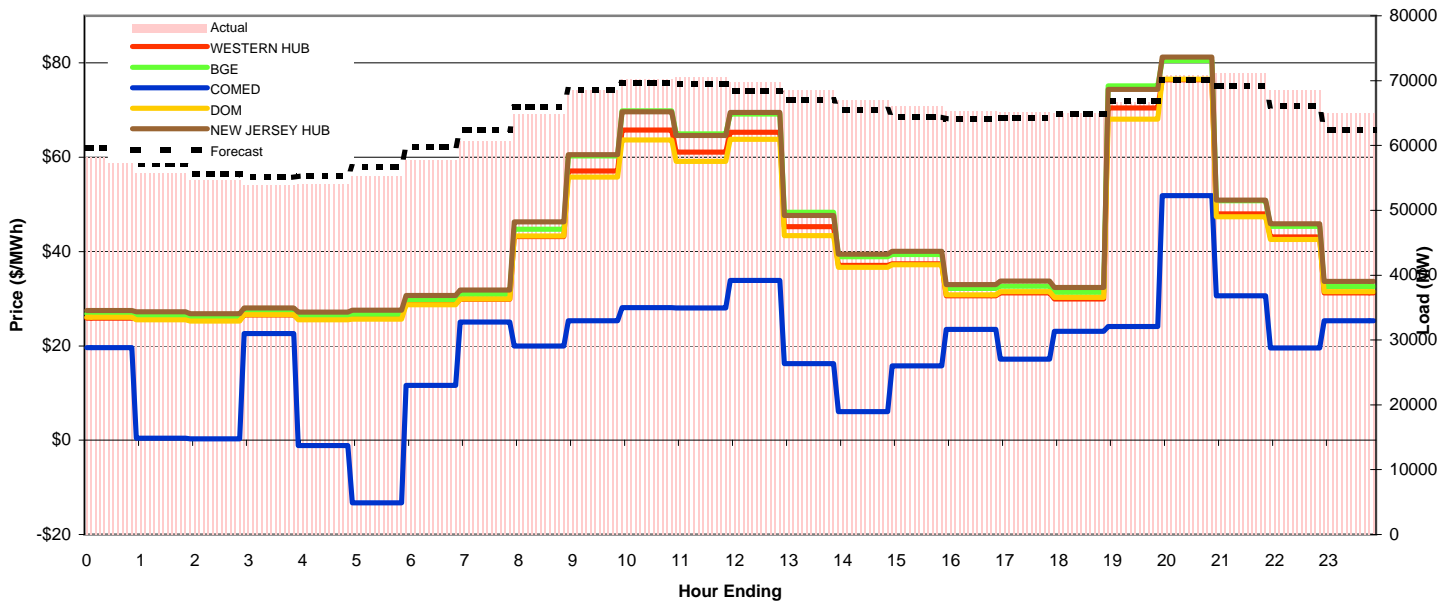
## Day-Ahead Prices and Forecast Load

	HE1	HE2	HE3	HE4	HE5	HE6	HE7	HE8	HE9	HE10	HE11	HE12	HE13	HE14	HE15	HE16	HE17	HE18	HE19	HE20	HE21	HE22	HE23	HE24	avg all/peak
WESTERN HUB	26.49	24.78	23.91	23.71	23.61	25.34	25.73	28.24	30.51	32.54	32.92	32.44	31.35	30.02	29.55	28.86	29.00	29.08	29.16	30.63	33.52	30.70	29.62	28.35	29 / 31
BGE	28.038	26.271	25.218	25.056	24.867	26.706	26.882	29.759	32.813	36.041	37.658	36.875	34.975	32.48	31.734	30.828	30.957	30.998	31.039	33.577	38.596	33.828	31.598	30.146	31 / 33
COMED	22.533	21.074	20.127	19.941	19.915	21.278	21.297	23.485	25.627	26.087	26.228	25.897	25.214	24.272	23.846	23.588	23.695	23.59	23.684	23.826	26.084	26.276	24.326	23.432	24 / 25
DOM	26.985	25.348	24.384	24.282	24.051	25.775	26.056	28.301	31.149	33.964	34.972	34.347	32.582	30.414	29.764	28.927	29.145	29.18	29.48	31.439	35.78	31.97	30.042	28.688	29 / 31
NEW JERSEY HUB	28.95	27.13	26.01	25.79	25.62	27.43	27.83	30.52	33.94	37.22	39.41	38.40	36.66	34.03	33.15	32.23	32.22	32.19	32.60	35.54	40.94	35.63	32.83	31.22	32 / 35
DA Forecast	59.6	57.2	55.6	55.1	55.3	56.7	59.7	62.4	65.9	68.6	69.7	69.5	68.4	67.0	65.5	64.4	64.1	64.2	64.8	66.9	70.1	69.3	66.1	62.4	64 / 67



## Preliminary Real-Time Prices with Forecasted and Actual System Load

	HE1	HE2	HE3	HE4	HE5	HE6	HE7	HE8	HE9	HE10	HE11	HE12	HE13	HE14	HE15	HE16	HE17	HE18	HE19	HE20	HE21	HE22	HE23	HE24	avg all/peak
WESTERN HUB	25.87	25.72	25.44	26.53	25.82	26.22	28.93	29.84	43.18	57.07	65.78	61.08	65.28	45.28	37.08	37.44	30.62	31.23	29.96	70.42	76.42	47.97	43.12	31.22	41 / 48
BGE	26.835	26.42	26.069	27.332	26.395	26.693	29.783	30.943	44.719	60.274	69.823	64.955	69.154	48.358	38.899	39.387	32.212	32.629	31.386	75.173	80.483	50.754	45.333	32.58	43 / 51
COMED	19.599	0.3955	0.3181	22.614	-1.139	-13.28	11.593	25.06	19.953	25.299	28.125	28.069	33.852	16.228	6.0279	15.777	23.484	17.156	23.063	24.126	51.853	30.639	19.566	25.31	19 / 24
DOM	26.092	25.563	25.256	26.638	25.539	25.673	28.755	29.96	43.337	55.765	63.657	59.124	63.832	43.406	36.69	37.183	30.83	31.517	30.289	68.097	76.577	47.394	42.575	31.5	41 / 48
NEW JERSEY HUB	27.53	27.20	26.81	28.05	27.19	27.59	30.72	31.87	46.29	60.58	69.62	64.65	69.50	47.68	39.45	40.03	33.03	33.76	32.36	74.39	81.25	50.91	45.88	33.66	44 / 51
Percent Forecast	-2.50	-2.59	-1.90	-2.19	-2.30	-2.70	-3.35	-2.99	-1.76	-0.16	0.84	1.60	2.00	2.31	2.20	2.38	1.79	1.30	0.08	-0.34	1.04	2.53	3.51	3.77	
RTLload	58.171	55.744	54.608	53.892	54.026	55.236	57.757	60.6	64.766	68.507	70.243	70.583	69.771	68.54	66.97	65.969	65.279	65.092	64.901	66.708	70.85	71.06	68.474	64.879	



# PJM Daily Report

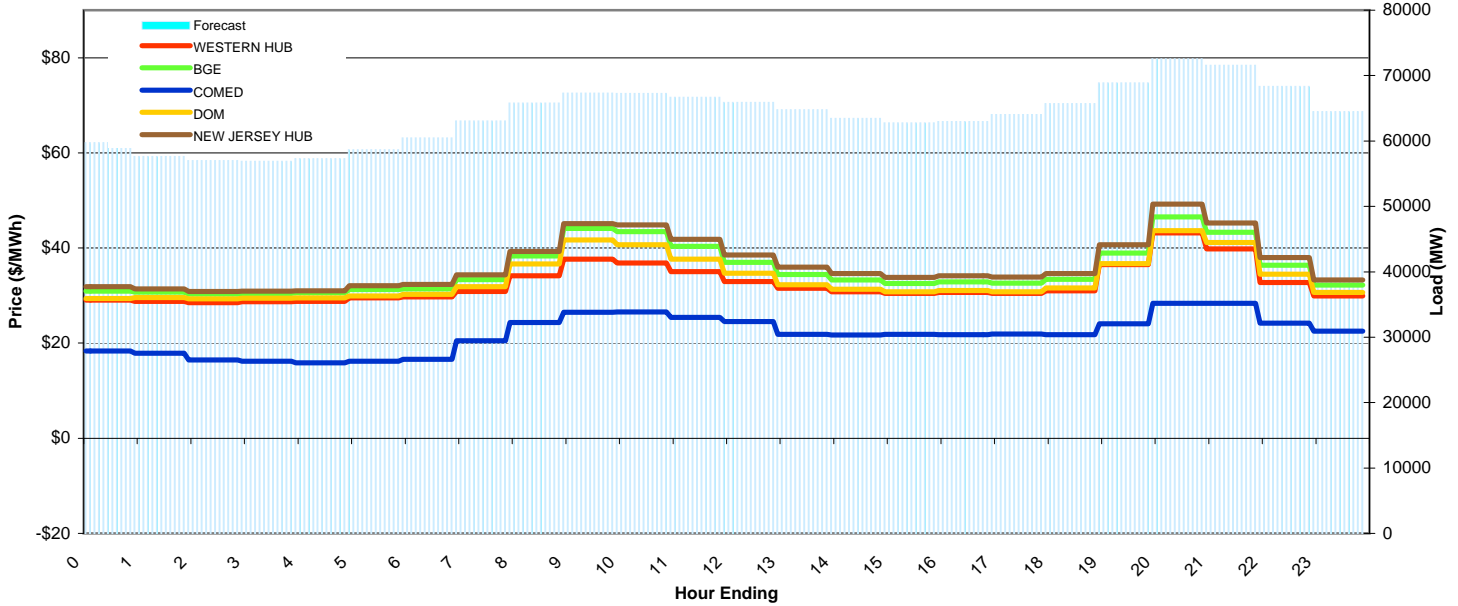
Report for: 4/12/2009

Price Color Codes:

≤0	>=100	>=200
----	-------	-------

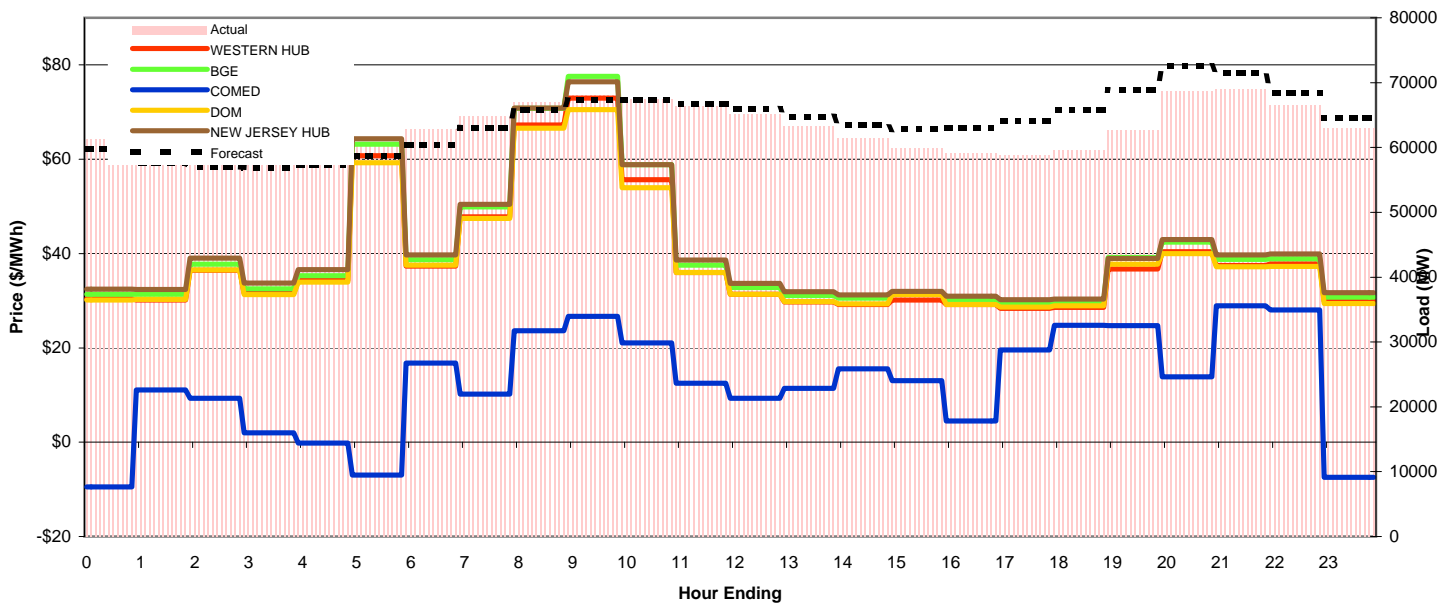
## Day-Ahead Prices and Forecast Load

	HE1	HE2	HE3	HE4	HE5	HE6	HE7	HE8	HE9	HE10	HE11	HE12	HE13	HE14	HE15	HE16	HE17	HE18	HE19	HE20	HE21	HE22	HE23	HE24	avg all/peak
WESTERN HUB	29.04	28.80	28.48	28.68	28.76	29.50	29.70	30.88	34.14	37.63	36.88	35.01	32.93	31.53	30.79	30.44	30.67	30.46	31.00	36.51	43.17	39.79	32.78	29.95	32 / 34
BGE	30.898	30.72	30.299	30.47	30.572	31.24	31.432	33.319	38.35	44.09	43.45	40.375	36.98	34.399	33.272	32.531	32.901	32.61	33.419	38.933	46.546	43.309	36.39	32.179	35 / 38
COMED	18.36	17.864	16.434	16.2	15.892	16.2	16.631	20.521	24.305	26.486	26.577	25.424	24.509	21.873	21.718	21.867	21.754	21.917	21.768	24.063	28.404	28.356	24.224	22.499	22 / 24
DOM	29.356	29.589	29.283	29.437	29.543	29.897	30.269	31.848	36.647	41.693	40.683	37.657	34.697	32.303	31.303	30.798	31.068	30.764	31.632	36.71	43.622	41.163	34.47	30.685	34 / 35
NEW JERSEY HUB	31.89	31.41	30.86	30.93	31.02	32.08	32.34	34.33	39.30	45.12	44.84	41.85	38.51	36.01	34.63	33.84	34.14	33.90	34.62	40.68	49.20	45.29	38.00	33.26	37 / 39
DA Forecast	59.7	57.7	57.0	56.9	57.3	58.7	60.5	63.1	65.8	67.3	67.3	66.7	65.9	64.8	63.5	62.8	63.0	64.1	65.7	68.9	72.6	71.6	68.4	64.5	64 / 66



## Preliminary Real-Time Prices with Forecasted and Actual System Load

	HE1	HE2	HE3	HE4	HE5	HE6	HE7	HE8	HE9	HE10	HE11	HE12	HE13	HE14	HE15	HE16	HE17	HE18	HE19	HE20	HE21	HE22	HE23	HE24	avg all/peak
WESTERN HUB	30.43	30.18	36.49	31.57	34.27	60.75	37.35	47.79	67.29	72.99	55.65	36.01	31.40	29.73	29.20	30.16	29.20	28.37	28.59	36.71	40.40	37.51	37.83	29.86	39 / 40
BGE	31.381	31.34	37.726	32.498	35.284	63.201	38.693	49.905	70.807	77.589	58.869	37.516	32.801	31.107	30.57	31.946	30.29	29.578	29.828	39.176	42.412	38.799	38.91	30.752	40 / 42
COMED	-9.512	11.072	9.3179	2.0103	-0.177	-6.97	16.788	10.203	23.643	26.658	21.066	12.52	9.3474	11.409	15.564	13.072	4.469	19.552	24.813	24.688	13.85	28.918	28.056	-7.475	13 / 18
DOM	30.178	30.278	36.546	31.332	33.95	59.265	37.538	47.456	66.566	70.535	53.958	35.998	31.386	29.837	29.365	31.273	29.23	28.632	28.931	37.722	39.964	37.181	37.283	29.413	38 / 40
NEW JERSEY HUB	32.43	32.36	39.02	33.73	36.61	64.36	39.72	50.45	70.84	76.41	58.85	38.64	33.67	31.88	31.23	31.99	30.99	30.19	30.38	38.95	42.99	39.71	39.91	31.74	41 / 42
Percent Forecast	2.59	2.63	2.23	2.10	2.54	3.28	3.68	2.67	1.75	1.01	0.22	-0.53	-1.20	-2.40	-3.35	-4.83	-6.75	-9.01	-10.35	-10.05	-5.72	-3.65	-2.72	-2.45	
RTLoad	61.317	59.21	58.309	58.105	58.8	60.638	62.782	64.82	67.006	68.014	67.409	66.322	65.129	63.249	61.4	59.863	59.011	58.767	59.55	62.606	68.644	69.044	66.541	62.956	



# PJM Daily Report

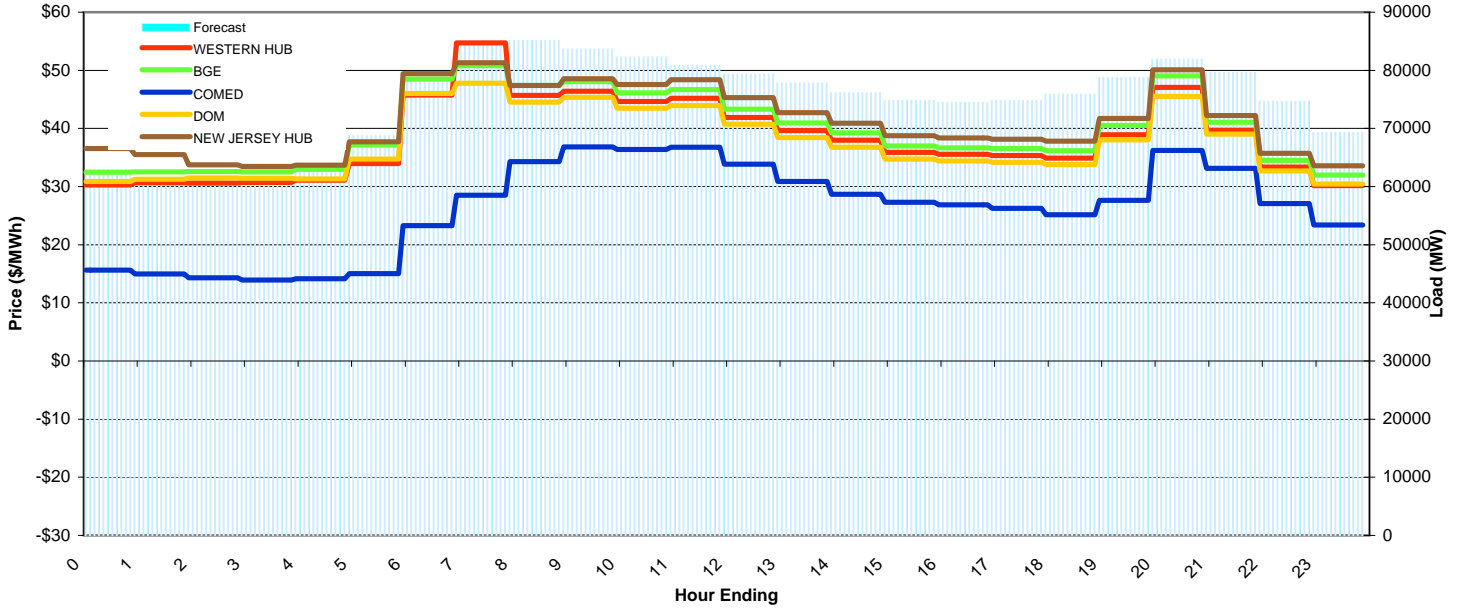
Report for: 4/13/2009

Price Color Codes:

<=0	>=100	>=200
-----	-------	-------

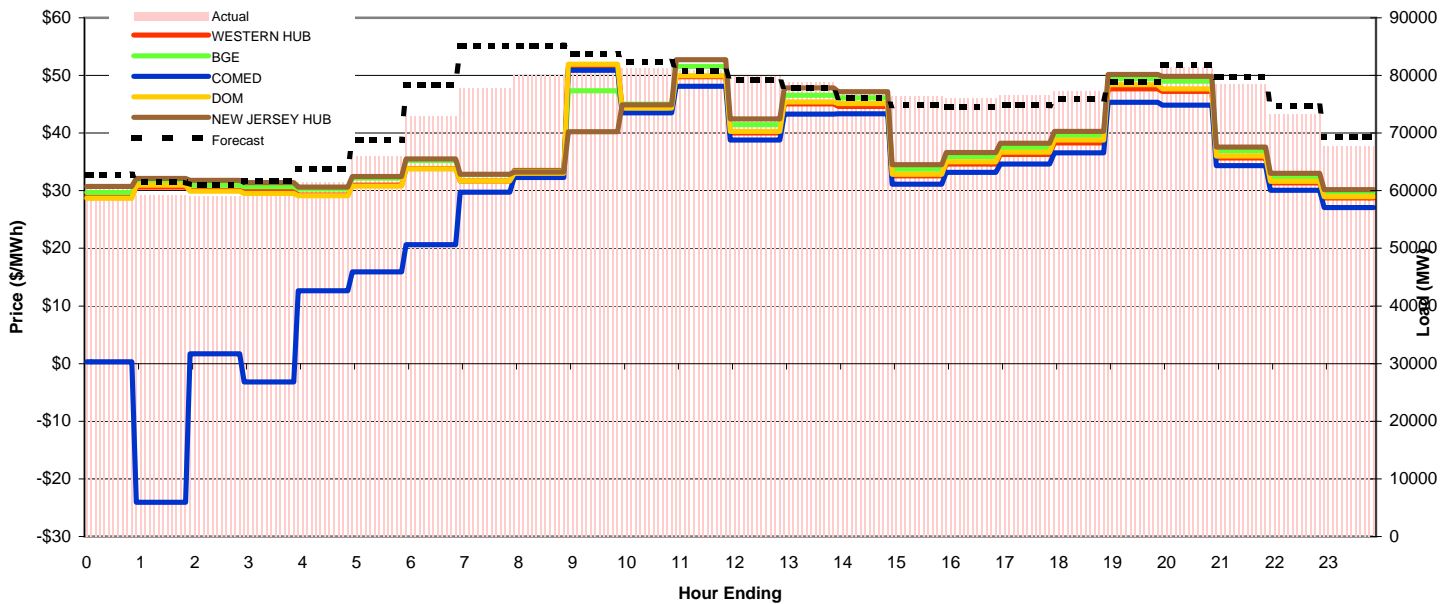
## Day-Ahead Prices and Forecast Load

	HE1	HE2	HE3	HE4	HE5	HE6	HE7	HE8	HE9	HE10	HE11	HE12	HE13	HE14	HE15	HE16	HE17	HE18	HE19	HE20	HE21	HE22	HE23	HE24	avg all/peak
WESTERN HUB	30.29	30.64	30.62	30.69	31.10	33.97	45.77	54.74	45.67	46.41	44.67	45.19	41.88	39.65	37.99	35.89	35.58	35.33	34.91	38.93	47.07	39.69	33.36	30.17	38 / 41
BGE	32.491	32.551	32.563	32.537	32.994	37.151	48.508	50.812	47.392	48.071	46.131	46.705	43.307	40.96	39.222	36.997	36.686	36.53	36.147	40.535	49.038	41.057	34.499	31.962	40 / 42
COMED	15.616	14.99	14.324	13.946	14.135	15.028	23.27	28.513	34.317	36.851	36.403	36.764	33.864	30.907	28.692	27.298	26.876	26.262	25.169	27.621	36.218	33.12	27.093	23.39	26 / 31
DOM	30.905	31.278	31.471	31.43	31.34	34.75	45.993	47.756	44.539	45.383	43.495	43.908	40.707	38.409	36.778	34.726	34.392	34.187	33.79	38.053	45.532	39.012	32.7	30.46	38 / 40
NEW JERSEY HUB	36.56	35.49	33.73	33.47	33.68	37.68	49.40	51.29	47.39	48.55	47.57	48.37	45.31	42.71	40.91	38.74	38.39	38.13	37.83	41.75	50.08	42.21	35.73	33.58	41 / 43
DA Forecast	62.8	61.5	61.0	61.7	63.7	68.7	78.3	85.2	85.2	83.7	82.3	80.8	79.3	77.8	76.1	74.8	74.5	74.8	75.9	78.8	81.9	79.7	74.7	69.3	75 / 79



## Preliminary Real-Time Prices with Forecasted and Actual System Load

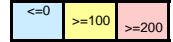
	HE1	HE2	HE3	HE4	HE5	HE6	HE7	HE8	HE9	HE10	HE11	HE12	HE13	HE14	HE15	HE16	HE17	HE18	HE19	HE20	HE21	HE22	HE23	HE24	avg all/peak
WESTERN HUB	29.10	30.63	30.08	29.85	29.24	30.97	33.83	31.70	33.49	51.42	44.60	49.77	40.04	45.05	44.64	32.55	34.64	36.27	38.32	47.68	47.23	35.68	31.33	28.74	37 / 40
BGE	29.676	31.654	30.976	30.706	30.272	32.168	35.254	32.792	33.359	47.314	44.982	51.534	41.44	46.58	46.125	33.748	35.912	37.488	39.616	49.425	49	36.911	32.411	29.765	38 / 41
COMED	0.311	-24.06	1.7146	-3.204	12.62	15.907	20.657	29.727	32.298	50.891	43.491	48.091	38.777	43.288	43.342	31.15	33.2	34.628	36.596	45.355	44.868	34.375	30.098	27.069	28 / 39
DOM	28.688	30.987	29.904	29.525	29.137	30.782	33.769	31.692	32.996	51.956	44.35	49.972	40.296	45.373	45.141	32.85	35.028	36.676	38.783	48.391	47.68	36.006	31.638	28.987	37 / 41
NEW JERSEY HUB	30.72	32.15	31.79	31.41	30.64	32.45	35.49	32.86	33.25	40.24	44.89	52.74	42.45	47.86	47.20	34.53	36.62	38.24	40.28	50.15	49.86	37.59	33.01	30.20	38 / 41
Percent Forecast	-3.97	-3.81	-3.39	-3.62	-3.71	-4.16	-7.35	-9.42	-6.47	-3.31	-1.30	0.05	0.71	1.22	1.85	2.10	2.03	2.21	1.66	0.76	-0.55	-1.43	-2.04	-2.45	
RTLoad	60.408	59.196	59.015	59.538	61.401	65.984	72.949	77.82	80.002	80.998	81.261	80.869	79.866	78.794	77.575	76.409	76.002	76.499	77.201	79.385	81.44	78.529	73.214	67.671	



# PJM Daily Report

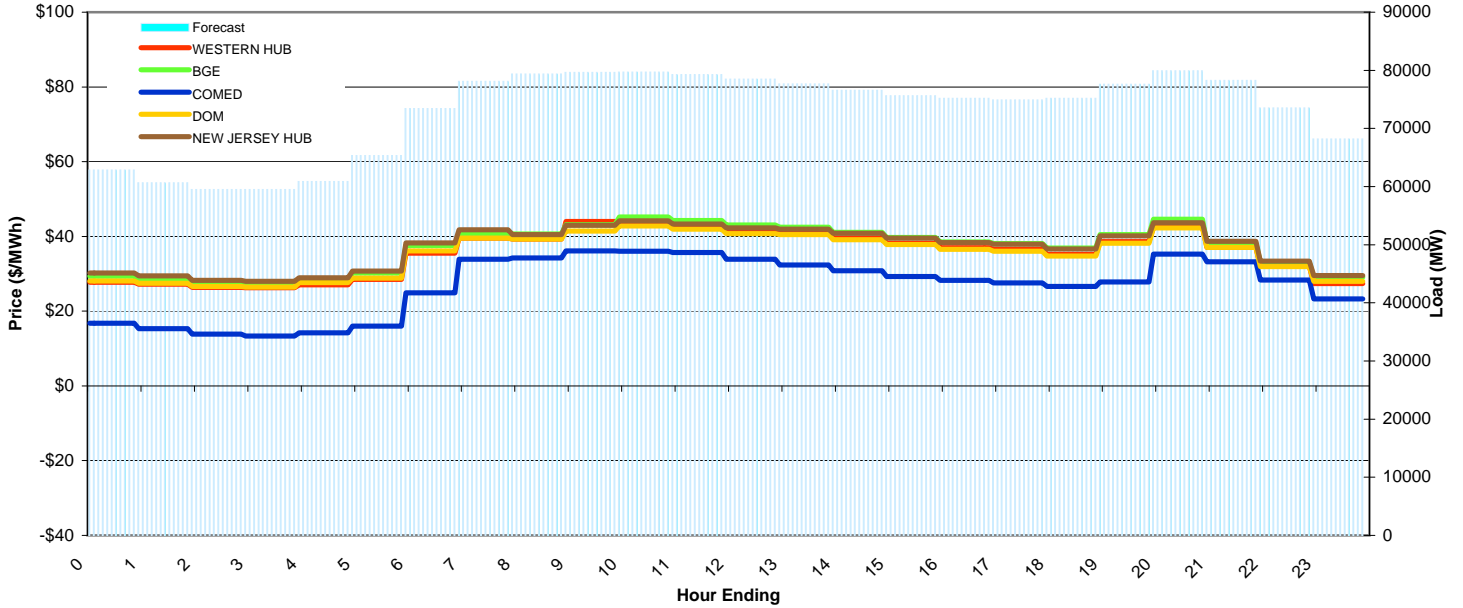
Report for: 4/14/2009

Price Color Codes:



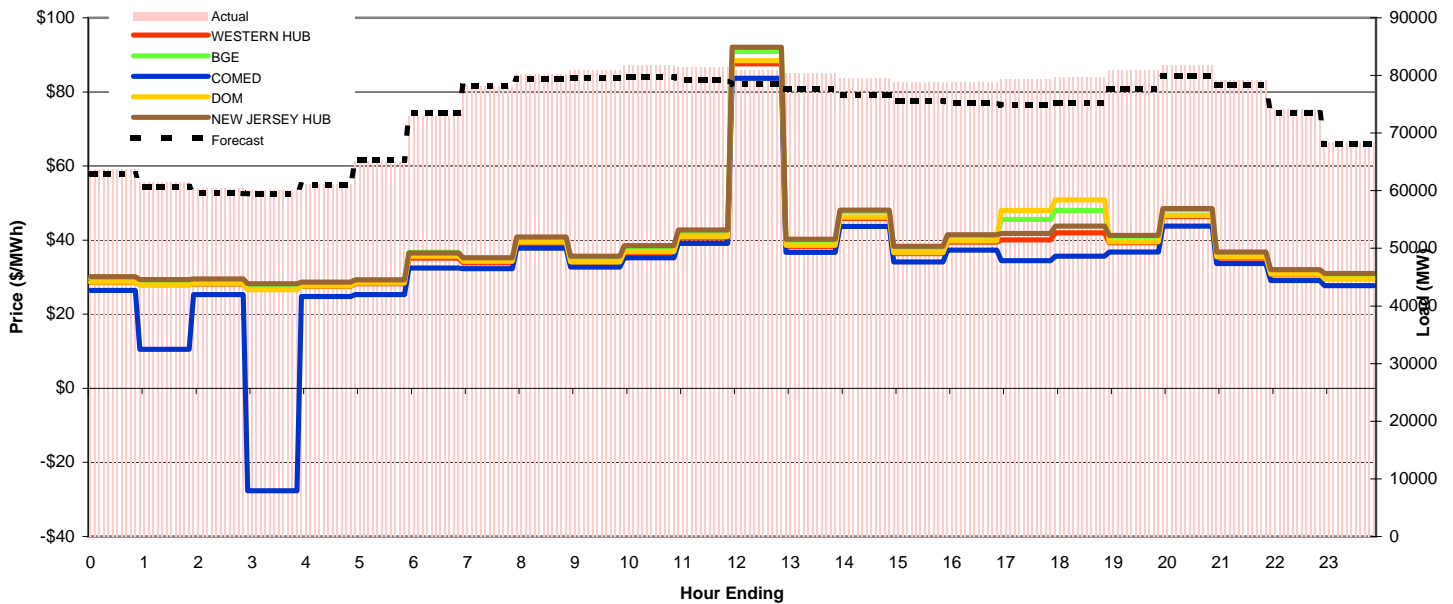
## Day-Ahead Prices and Forecast Load

	HE1	HE2	HE3	HE4	HE5	HE6	HE7	HE8	HE9	HE10	HE11	HE12	HE13	HE14	HE15	HE16	HE17	HE18	HE19	HE20	HE21	HE22	HE23	HE24	avg all/peak
WESTERN HUB	27.76	27.22	26.36	26.26	27.05	28.48	35.49	39.54	39.32	44.00	43.46	42.41	41.27	40.90	39.54	38.20	36.99	36.55	35.22	38.60	42.65	37.10	32.07	27.36	36 / 39
BGE	29.359	28.627	27.55	27.386	28.58	30.175	37.563	40.85	40.662	43.158	45.2	44.243	43.08	42.421	41.08	39.735	38.562	38.082	36.854	40.456	44.56	38.181	33.022	29.108	37 / 41
COMED	16.733	15.313	13.837	13.344	14.231	16.015	24.918	33.907	34.251	36.134	36.07	35.673	33.865	32.316	30.8	29.31	28.266	27.526	26.639	27.822	35.242	33.188	28.288	23.249	27 / 32
DOM	28.115	27.488	26.608	26.476	27.675	28.813	36.15	39.548	39.266	41.458	42.793	41.968	40.788	40.49	39.088	37.832	36.586	36.04	34.737	38.219	42.296	37.087	31.907	28.015	35 / 39
NEW JERSEY HUB	30.24	29.41	28.24	28.03	28.92	30.71	38.25	41.75	40.46	43.00	44.17	43.32	42.33	41.98	40.87	39.52	38.31	37.89	36.60	40.19	43.68	38.73	33.36	29.56	37 / 40
DA Forecast	62.8	60.7	59.5	59.5	60.9	65.4	73.4	78.1	79.4	79.6	79.7	79.3	78.5	77.7	76.6	75.6	75.2	74.9	75.2	77.6	80.0	78.3	73.5	68.2	73 / 77



## Preliminary Real-Time Prices with Forecasted and Actual System Load

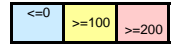
	HE1	HE2	HE3	HE4	HE5	HE6	HE7	HE8	HE9	HE10	HE11	HE12	HE13	HE14	HE15	HE16	HE17	HE18	HE19	HE20	HE21	HE22	HE23	HE24	avg all/peak
WESTERN HUB	28.56	27.96	28.11	27.15	27.52	28.19	35.17	33.81	38.99	33.84	36.56	40.57	87.58	38.29	45.81	36.37	39.49	40.10	42.00	39.30	46.34	35.16	30.64	29.59	37 / 42
BGE	29.626	28.799	29.049	27.609	28.45	29.273	36.678	35.24	40.508	35.222	37.999	42.108	90.907	39.832	47.623	37.894	41.078	45.579	48.001	40.995	48.201	36.488	31.884	30.679	39 / 44
COMED	26.454	10.523	25.315	-27.67	24.744	25.325	32.432	32.271	37.78	32.724	35.266	39.102	83.691	36.722	43.672	34.115	37.266	34.416	35.652	36.746	43.786	33.652	29.11	27.738	32 / 39
DOM	28.701	27.855	28.236	26.594	27.651	28.409	35.67	34.255	39.453	34.126	36.834	40.919	88.43	38.557	46.176	36.575	39.793	48.026	50.897	39.528	46.636	35.479	30.799	29.544	38 / 43
NEW JERSEY HUB	30.17	29.34	29.55	28.21	28.70	29.25	36.49	35.24	40.84	35.62	38.51	42.70	92.04	40.24	48.07	38.31	41.43	41.80	43.74	41.30	48.54	36.74	31.99	31.01	39 / 44
Percent Forecast	1.45	1.38	1.48	0.92	0.36	-0.24	-0.72	-0.04	0.90	1.59	2.38	2.60	3.01	3.40	3.69	3.96	4.47	5.60	5.62	4.07	2.27	1.17	0.75	0.43	
RTLload	63.765	61.524	60.394	60.039	61.102	65.196	72.894	78.086	80.098	80.927	81.647	81.37	80.924	80.419	79.489	78.754	78.702	79.336	79.664	80.905	81.814	79.203	74.068	68.479	



# PJM Daily Report

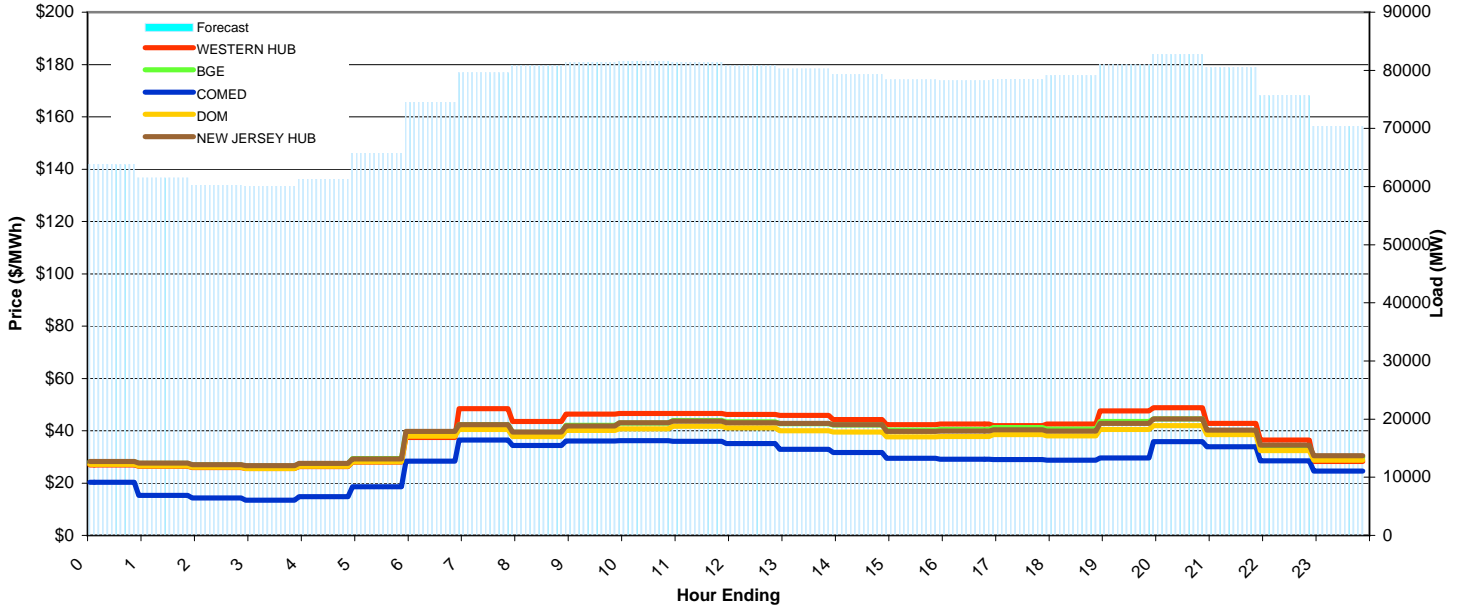
Report for: 4/15/2009

Price Color Codes:



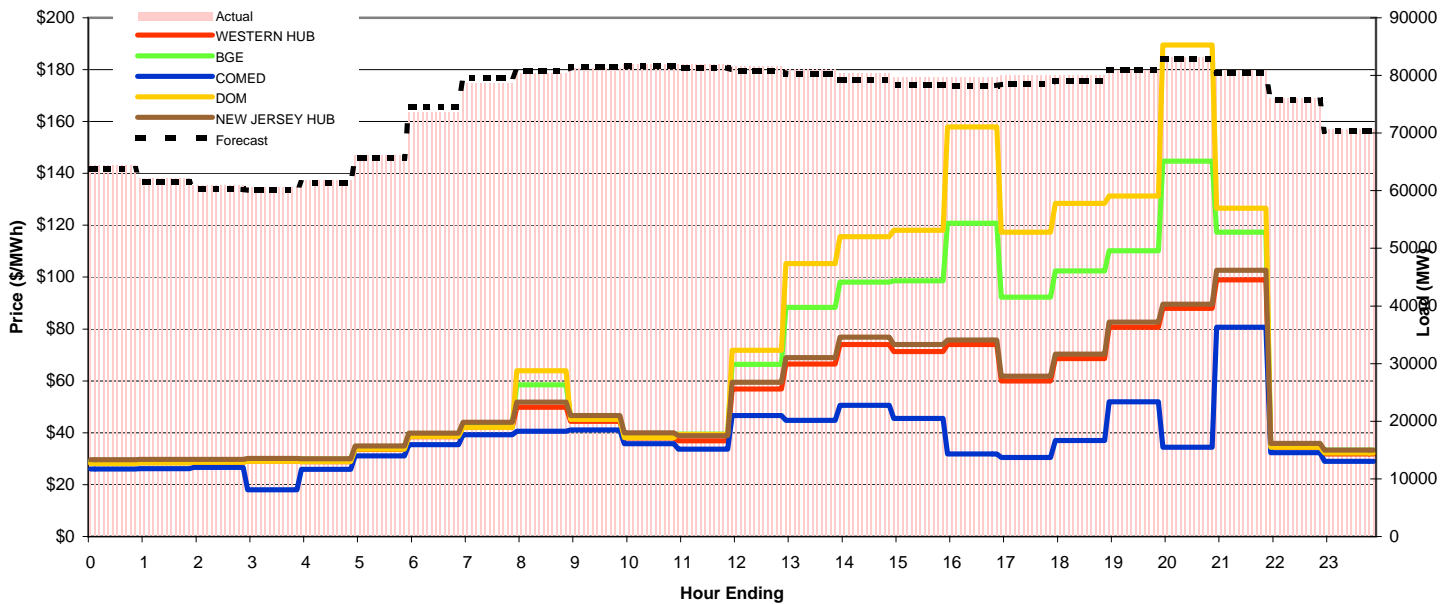
## Day-Ahead Prices and Forecast Load

	HE1	HE2	HE3	HE4	HE5	HE6	HE7	HE8	HE9	HE10	HE11	HE12	HE13	HE14	HE15	HE16	HE17	HE18	HE19	HE20	HE21	HE22	HE23	HE24	avg all/peak
WESTERN HUB	26.89	26.44	25.95	25.55	26.36	27.96	37.44	48.49	43.50	46.42	46.66	46.59	46.22	45.87	44.28	42.37	42.58	41.94	42.52	47.64	48.77	42.85	36.40	28.24	39 / 45
BGE	28.115	27.47	26.879	26.464	27.403	29.313	39.416	42.384	39.359	42.057	42.956	43.853	43.476	42.747	42.26	40.297	40.539	41.235	40.581	43.524	44.56	39.939	33.807	29.855	37 / 41
COMED	20.252	15.294	14.298	13.458	14.745	18.581	28.39	36.409	34.319	36.059	36.245	35.992	35.138	32.949	31.655	29.541	29.17	29.032	28.728	29.595	35.867	33.929	28.558	24.546	28 / 33
DOM	27.123	26.535	26.02	25.617	26.463	28.153	37.978	40.511	37.841	40.133	40.728	41.721	41.107	39.962	39.518	37.686	37.828	38.547	38.033	40.531	42.018	38.572	32.438	28.734	36 / 39
NEW JERSEY HUB	28.23	27.68	27.07	26.68	27.55	29.25	39.77	42.38	39.47	41.80	43.01	43.64	43.08	42.83	42.36	39.75	39.90	40.36	39.91	42.78	44.58	40.26	34.46	30.40	37 / 41
DA Forecast	63.8	61.5	60.2	60.1	61.3	65.7	74.6	79.6	80.8	81.4	81.6	81.3	80.8	80.3	79.3	78.4	78.2	78.5	79.1	80.9	82.8	80.5	75.7	70.4	75 / 80



## Preliminary Real-Time Prices with Forecasted and Actual System Load

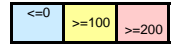
	HE1	HE2	HE3	HE4	HE5	HE6	HE7	HE8	HE9	HE10	HE11	HE12	HE13	HE14	HE15	HE16	HE17	HE18	HE19	HE20	HE21	HE22	HE23	HE24	avg all/peak
WESTERN HUB	28.33	28.56	28.63	29.08	28.93	33.61	38.46	42.16	49.83	44.38	37.96	36.91	56.90	66.50	74.06	71.29	74.03	60.01	68.64	80.70	87.95	98.96	34.40	31.85	51 / 62
BGE	29.223	29.42	29.457	29.868	29.842	34.723	39.753	43.602	58.496	46.295	39.402	39.488	66.357	88.304	98.12	98.561	120.79	92.324	102.42	110.16	144.74	117.28	35.75	33.285	65 / 81
COMED	25.999	26.127	26.625	18.005	25.925	31.071	35.418	39.199	40.638	41.142	35.778	33.694	46.696	44.802	50.547	45.577	31.855	30.43	37.007	51.898	34.46	80.647	32.315	28.939	37 / 42
DOM	28.141	28.409	28.613	28.937	28.922	33.729	38.62	42.089	63.969	45.153	38.123	39.335	71.752	105.21	115.58	118.05	157.97	117.37	128.48	131.29	189.52	126.55	34.472	32.154	74 / 95
NEW JERSEY HUB	29.56	29.73	29.70	30.15	30.02	34.86	39.91	44.01	51.86	46.61	39.91	38.85	59.51	68.95	76.81	74.04	75.80	61.84	70.37	82.69	89.58	102.71	35.95	33.37	53 / 64
Percent Forecast	0.91	1.06	1.11	1.07	1.02	0.66	-1.17	-1.24	-0.52	-0.22	0.53	0.81	1.03	1.12	1.44	1.81	1.97	2.00	1.11	-0.03	0.34	0.62	0.44	0.39	
RTLLoad	64.406	62.17	60.918	60.698	61.92	66.185	73.692	78.631	80.43	81.222	82.007	82.009	81.673	81.185	80.425	79.808	79.794	80.081	79.983	80.928	83.089	80.976	75.998	70.664	



# PJM Daily Report

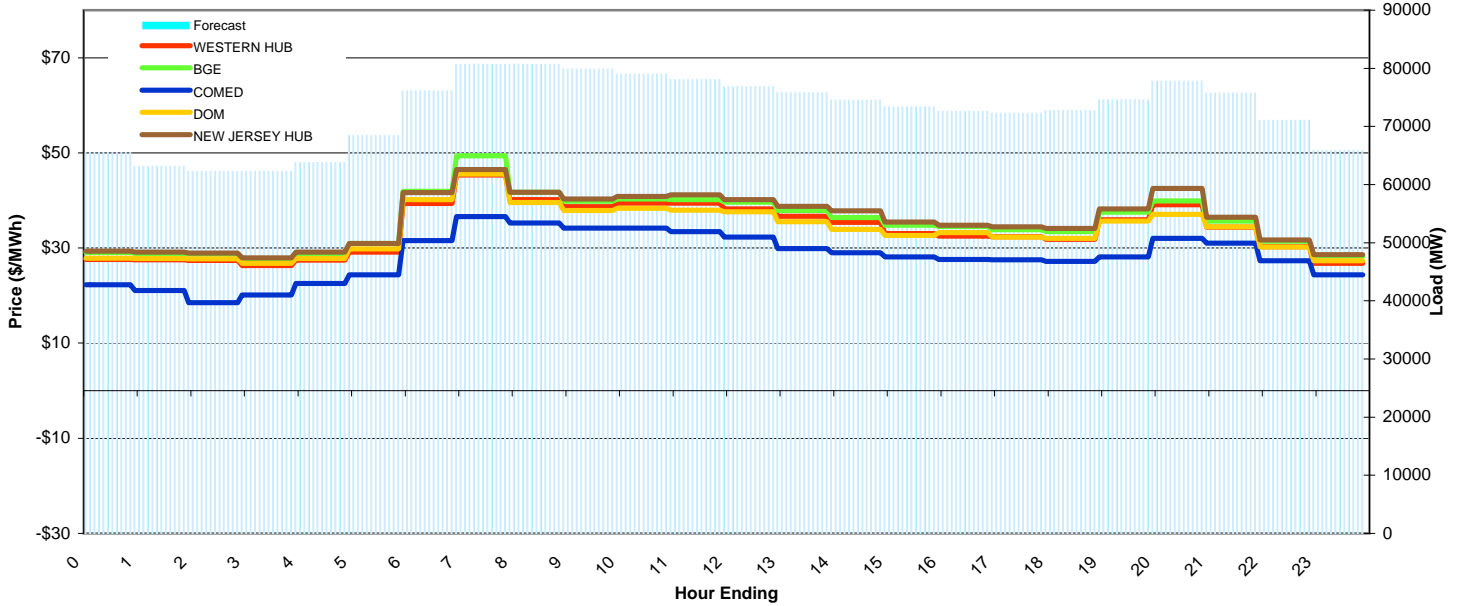
Report for: 4/16/2009

Price Color Codes:



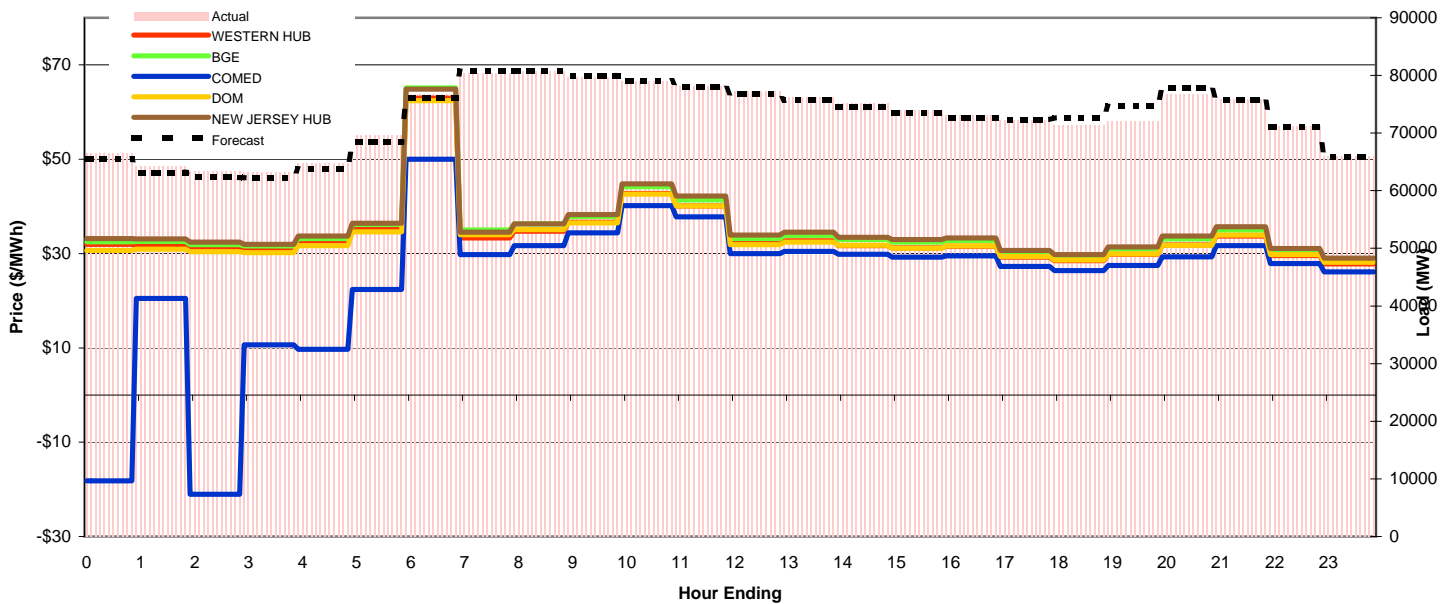
## Day-Ahead Prices and Forecast Load

	HE1	HE2	HE3	HE4	HE5	HE6	HE7	HE8	HE9	HE10	HE11	HE12	HE13	HE14	HE15	HE16	HE17	HE18	HE19	HE20	HE21	HE22	HE23	HE24	avg all/peak
WESTERN HUB	27.58	27.50	27.42	26.34	27.43	29.16	39.34	45.38	40.19	38.72	39.42	39.45	38.21	36.66	35.37	33.02	32.48	32.35	31.81	35.95	39.07	34.42	30.26	26.78	34 / 36
BGE	29.072	28.885	28.729	27.692	28.885	30.943	41.942	49.369	41.75	39.857	40.298	40.197	39.652	37.875	36.416	34.819	34.491	33.83	33.438	37.522	39.873	35.666	31.428	28.315	35 / 38
COMED	22.256	21.066	18.527	20.103	22.515	24.332	31.566	36.637	35.247	34.209	34.155	33.448	32.308	29.857	29.008	28.139	27.608	27.529	27.165	28.116	32.057	31.003	27.303	24.391	28 / 31
DOM	27.858	27.791	27.708	26.773	27.794	29.784	40.164	45.57	39.585	37.883	38.346	37.955	37.583	35.554	33.896	32.66	33.253	32.306	32.021	35.686	37.099	34.436	30.206	27.34	34 / 36
NEW JERSEY HUB	29.33	29.17	28.93	27.90	29.11	30.97	41.65	46.48	41.72	40.32	40.87	41.19	40.17	38.75	37.82	35.49	34.78	34.45	34.14	38.23	42.55	36.49	31.69	28.62	36 / 38
DA Forecast	65.5	63.1	62.3	62.3	63.8	68.4	76.1	80.7	80.7	79.9	79.0	78.1	76.8	75.8	74.5	73.4	72.6	72.3	72.7	74.6	77.8	75.7	71.1	65.9	73 / 76



## Preliminary Real-Time Prices with Forecasted and Actual System Load

	HE1	HE2	HE3	HE4	HE5	HE6	HE7	HE8	HE9	HE10	HE11	HE12	HE13	HE14	HE15	HE16	HE17	HE18	HE19	HE20	HE21	HE22	HE23	HE24	avg all/peak
WESTERN HUB	31.95	31.70	31.32	30.79	32.47	35.16	62.98	33.32	34.73	36.60	42.76	40.12	32.14	32.69	31.70	31.19	31.57	29.24	28.48	29.88	31.82	33.71	29.56	27.84	34 / 33
BGE	32.487	32.576	31.872	31.584	33.207	36.184	65.109	35.012	36.286	37.831	44.146	41.356	33.206	33.852	32.951	32.411	32.754	30.381	29.576	31.007	33.087	34.982	30.655	28.863	35 / 34
COMED	-18.19	20.476	-21.03	10.615	9.6858	22.417	49.973	29.751	31.65	34.432	40.195	37.794	29.984	30.441	29.82	29.228	29.49	27.268	26.406	27.477	29.299	31.662	27.896	26.134	25 / 31
DOM	30.654	30.946	30.362	30.175	31.662	34.629	62.436	34.011	35.05	36.507	42.628	40.111	31.892	32.447	31.759	31.17	31.585	29.369	28.603	29.901	31.769	33.907	29.815	28.139	34 / 33
NEW JERSEY HUB	33.15	33.13	32.44	31.95	33.74	36.40	64.89	34.57	36.29	38.27	44.81	42.20	33.92	34.55	33.43	32.96	33.30	30.68	29.81	31.42	33.74	35.66	31.08	29.06	35 / 35
Percent Forecast	1.44	1.69	1.65	1.49	1.56	1.66	0.75	-0.55	0.08	-0.26	0.09	0.18	0.46	0.53	0.96	0.82	0.58	0.00	-1.86	-3.42	-1.27	0.21	0.09	0.10	
RTLoad	66.465	64.208	63.32	63.201	64.8	69.591	76.706	80.272	80.771	79.666	79.065	78.195	77.193	76.188	75.243	73.978	73.025	72.302	71.369	72.134	76.789	75.888	71.141	65.962	

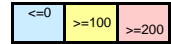




# PJM Daily Report

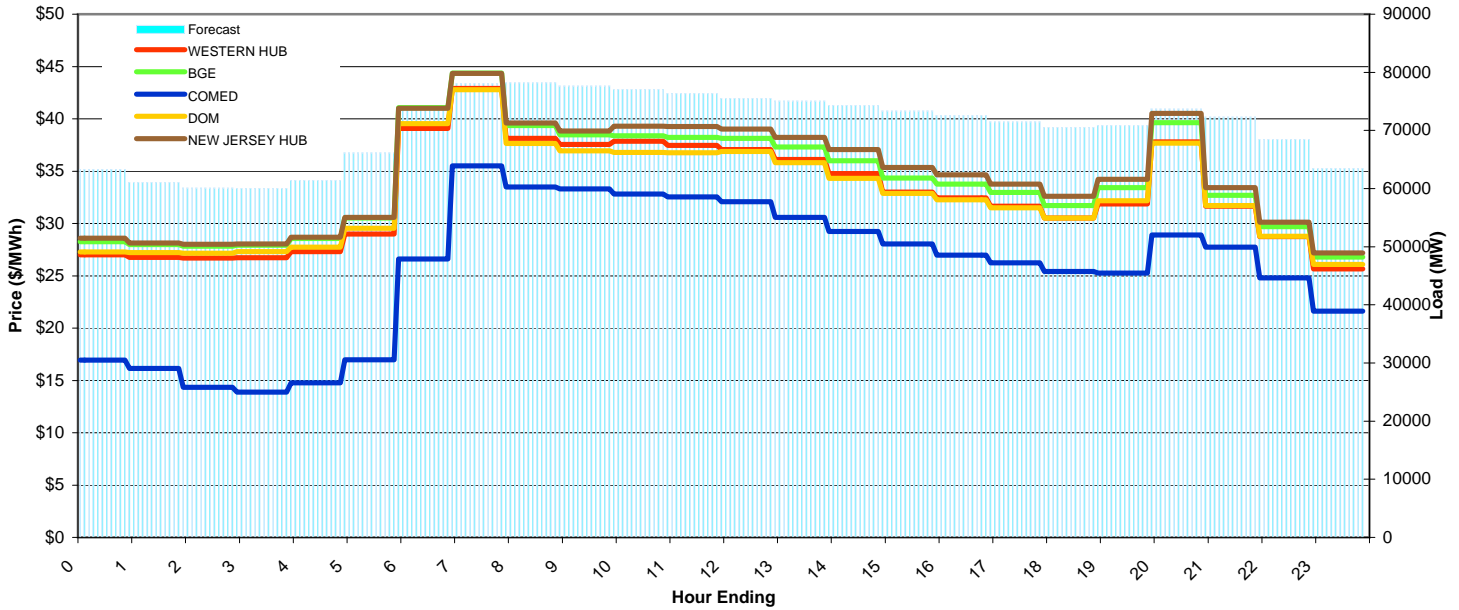
Report for: 4/17/2009

Price Color Codes:



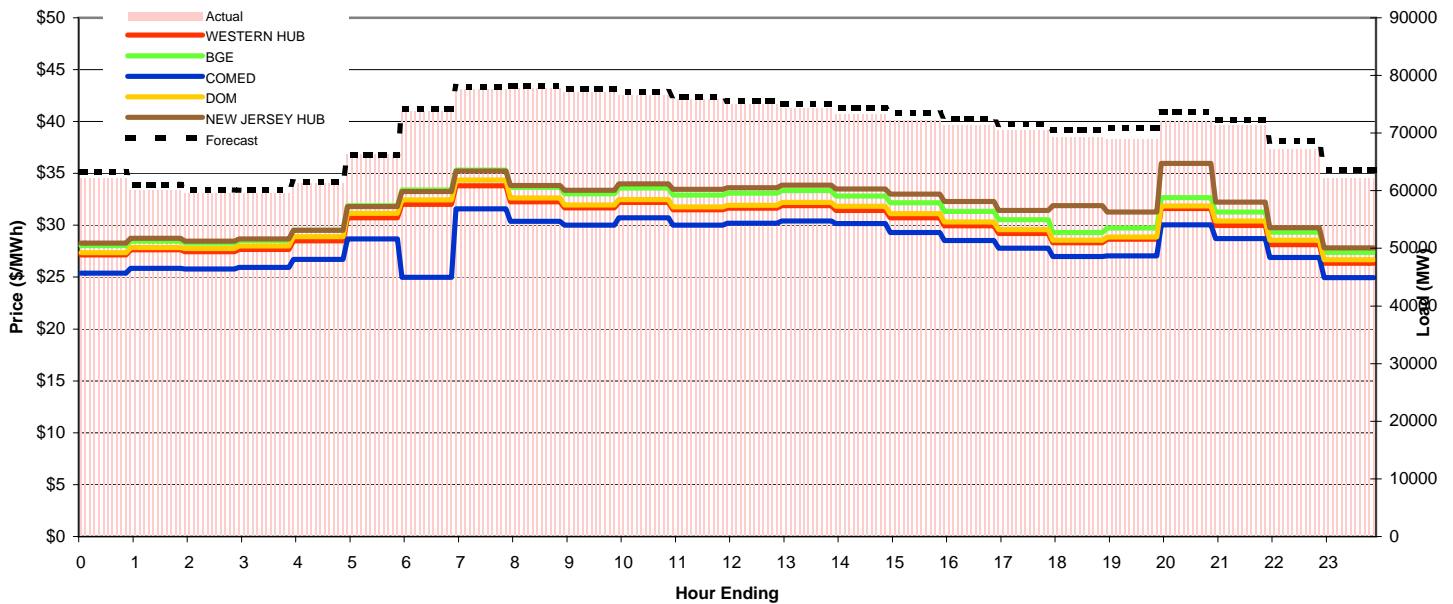
## Day-Ahead Prices and Forecast Load

	HE1	HE2	HE3	HE4	HE5	HE6	HE7	HE8	HE9	HE10	HE11	HE12	HE13	HE14	HE15	HE16	HE17	HE18	HE19	HE20	HE21	HE22	HE23	HE24	avg all/peak
WESTERN HUB	27.01	26.75	26.69	26.72	27.31	28.98	39.09	42.91	38.13	37.56	37.85	37.47	37.05	36.13	34.76	32.98	32.44	31.65	30.53	31.88	37.80	31.65	28.76	25.66	33 / 35
BGE	28.242	27.978	27.843	27.93	28.574	30.526	41.058	44.384	39.346	38.461	38.383	38.229	38.125	37.312	35.983	34.345	33.765	32.952	31.7	33.424	39.643	32.692	29.706	26.798	34 / 36
COMED	16.935	16.14	14.344	13.886	14.758	16.972	26.619	35.491	33.494	33.305	32.81	32.523	32.087	30.569	29.223	28.058	26.979	26.236	25.418	25.272	28.901	27.744	24.813	21.629	26 / 30
DOM	27.265	27.225	27.165	27.321	27.725	29.54	39.555	42.77	37.643	36.933	36.776	36.751	36.889	35.8	34.32	32.867	32.263	31.509	30.533	32.158	37.683	31.704	28.791	26.086	33 / 35
NEW JERSEY HUB	28.59	28.13	28.00	28.03	28.68	30.57	41.02	44.34	39.60	38.83	39.29	39.26	39.01	38.21	37.06	35.36	34.66	33.75	32.60	34.21	40.53	33.43	30.14	27.20	35 / 37
DA Forecast	63.3	61.0	60.1	60.1	61.4	66.2	74.2	78.1	78.2	77.7	77.1	76.3	75.6	75.1	74.3	73.4	72.5	71.5	70.5	70.9	73.7	72.3	68.6	63.5	71 / 74



## Preliminary Real-Time Prices with Forecasted and Actual System Load

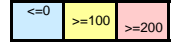
	HE1	HE2	HE3	HE4	HE5	HE6	HE7	HE8	HE9	HE10	HE11	HE12	HE13	HE14	HE15	HE16	HE17	HE18	HE19	HE20	HE21	HE22	HE23	HE24	avg all/peak
WESTERN HUB	27.13	27.64	27.46	27.68	28.50	30.71	32.03	33.80	32.25	31.67	32.19	31.50	31.66	31.89	31.42	30.74	29.96	29.22	28.31	28.65	31.62	29.98	28.13	26.35	30 / 31
BGE	28.032	28.461	28.293	28.547	29.508	31.899	33.408	35.315	33.666	33.032	33.576	32.908	33.1	33.329	32.815	32.159	31.341	30.532	29.297	29.736	32.671	31.263	29.323	27.402	31 / 32
COMED	25.384	25.858	25.776	25.931	26.721	28.69	24.97	31.597	30.394	30.011	30.735	30.021	30.192	30.406	30.162	29.292	28.522	27.797	26.993	27.059	30.038	28.704	26.898	24.953	28 / 29
DOM	27.366	27.843	27.755	28.003	28.892	31.156	32.448	34.362	32.623	31.961	32.495	31.762	31.936	32.207	31.818	31.117	30.328	29.582	28.555	28.859	31.868	30.421	28.565	26.672	30 / 31
NEW JERSEY HUB	28.28	28.74	28.47	28.69	29.52	31.79	33.27	35.24	33.85	33.38	34.00	33.46	33.61	33.88	33.50	32.99	32.30	31.44	31.88	31.26	35.97	32.24	29.77	27.83	32 / 33
Percent Forecast	-1.91	-1.45	-1.03	-0.73	-0.15	0.16	-0.50	-0.48	-0.42	-0.77	-0.70	-0.60	-0.71	-1.01	-1.42	-1.55	-1.56	-1.46	-1.80	-2.69	-2.21	-1.37	-1.99	-2.16	
RTLload	62.114	60.16	59.525	59.627	61.356	66.29	73.806	77.689	77.899	77.064	76.572	75.88	75.049	74.321	73.252	72.259	71.422	70.497	69.256	69.007	72.099	71.363	67.21	62.163	



# PJM Daily Report

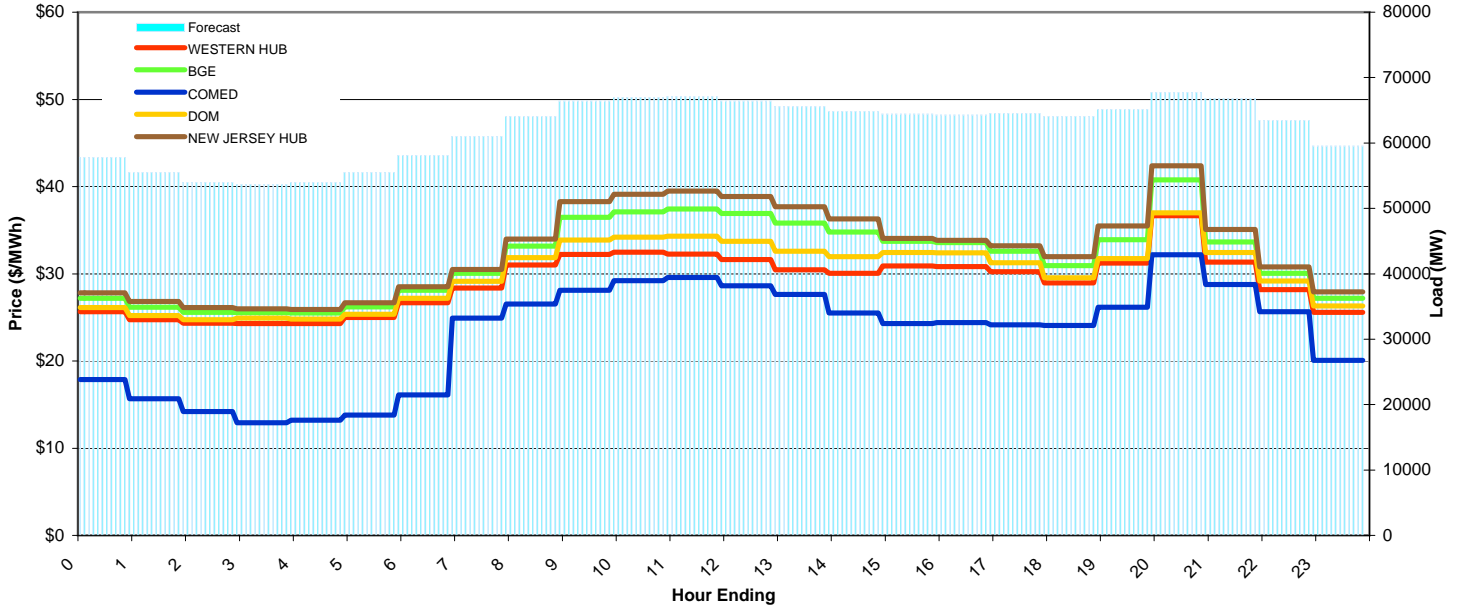
Report for: 4/18/2009

Price Color Codes:



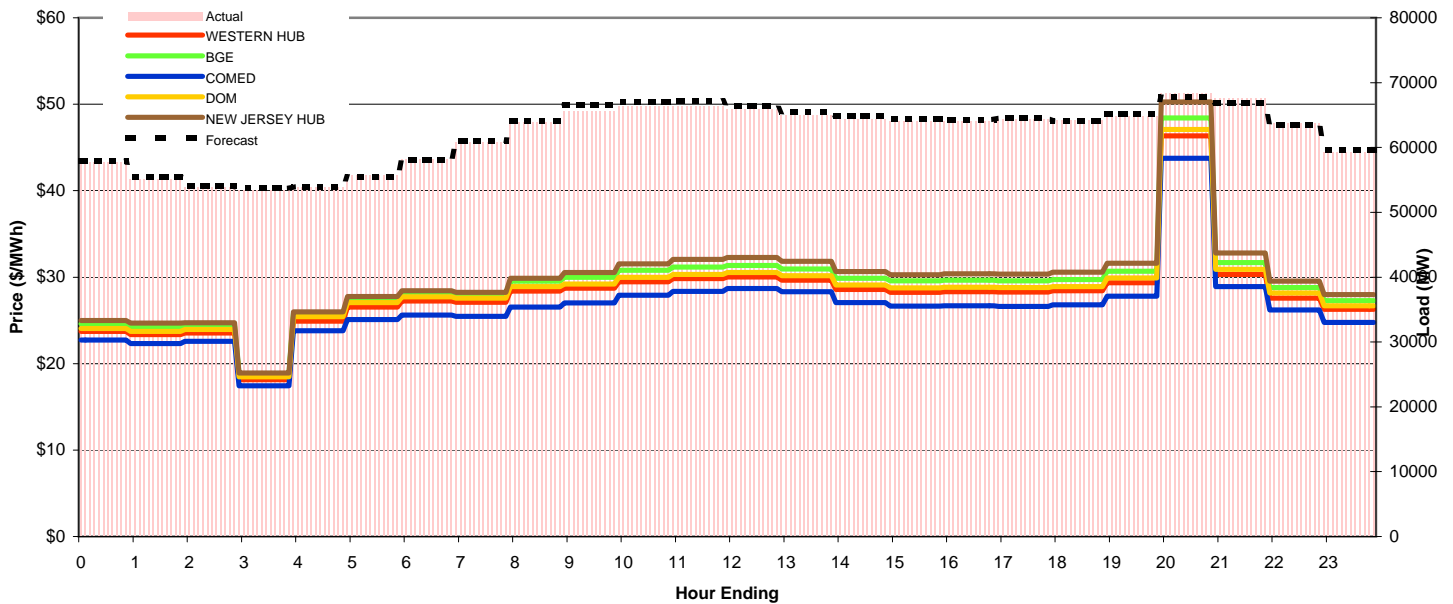
## Day-Ahead Prices and Forecast Load

	HE1	HE2	HE3	HE4	HE5	HE6	HE7	HE8	HE9	HE10	HE11	HE12	HE13	HE14	HE15	HE16	HE17	HE18	HE19	HE20	HE21	HE22	HE23	HE24	avg all/peak
WESTERN HUB	25.65	24.74	24.33	24.29	24.30	24.98	26.69	28.37	31.00	32.20	32.46	32.25	31.64	30.44	30.05	30.90	30.81	30.25	28.94	31.22	36.67	31.32	28.18	25.57	29 / 31
BGE	27.205	26.161	25.561	25.533	25.492	26.192	28.109	30.039	33.175	36.464	37.093	37.416	36.931	35.816	34.794	33.714	33.594	32.59	30.932	33.914	40.788	33.665	30.038	27.196	32 / 34
COMED	17.877	15.679	14.194	12.919	13.2	13.799	16.103	24.931	26.529	28.111	29.229	29.595	28.608	27.636	25.506	24.296	24.421	24.136	24.069	26.175	32.183	28.754	25.654	20.087	23 / 27
DOM	26.137	25.219	24.75	24.923	24.815	25.375	27.209	29.13	31.869	33.859	34.213	34.326	33.725	32.605	31.974	32.452	32.406	31.255	29.526	31.754	37.001	32.423	29.161	26.322	30 / 32
NEW JERSEY HUB	27.81	26.84	26.14	25.99	25.93	26.67	28.52	30.51	34.00	38.26	39.12	39.48	38.86	37.67	36.30	34.04	33.82	33.19	31.96	35.50	42.37	35.09	30.79	27.94	33 / 36
DA Forecast	57.9	55.5	54.0	53.7	53.9	55.5	58.1	61.1	64.0	66.5	67.0	67.1	66.4	65.6	64.8	64.5	64.3	64.5	64.1	65.1	67.7	66.8	63.5	59.6	62 / 65



## Preliminary Real-Time Prices with Forecasted and Actual System Load

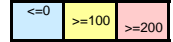
	HE1	HE2	HE3	HE4	HE5	HE6	HE7	HE8	HE9	HE10	HE11	HE12	HE13	HE14	HE15	HE16	HE17	HE18	HE19	HE20	HE21	HE22	HE23	HE24	avg all/peak
WESTERN HUB	23.73	23.36	23.56	18.12	24.90	26.55	27.24	27.11	28.38	28.73	29.47	29.83	30.02	29.63	28.57	28.26	28.32	28.27	28.43	29.36	46.35	30.31	27.58	26.28	28 / 30
BGE	24.613	24.206	24.352	18.75	25.778	27.504	28.225	28.075	29.526	29.986	30.801	31.181	31.35	30.944	29.873	29.57	29.655	29.582	29.707	30.691	48.396	31.669	28.783	27.291	29 / 31
COMED	22.725	22.328	22.582	17.417	23.797	25.088	25.621	25.466	26.535	27.019	27.909	28.354	28.685	28.31	27.059	26.648	26.696	26.623	26.806	27.782	43.745	28.922	26.208	24.763	27 / 28
DOM	24.067	23.722	23.935	18.488	25.434	27.045	27.728	27.583	28.909	29.215	29.973	30.312	30.533	30.15	29.093	28.772	28.85	28.782	28.919	29.913	47.068	30.924	28.158	26.697	29 / 30
NEW JERSEY HUB	25.00	24.69	24.74	18.92	25.99	27.75	28.41	28.26	29.86	30.54	31.52	32.05	32.28	31.85	30.64	30.29	30.40	30.36	30.57	31.59	50.28	32.78	29.55	27.98	30 / 32
Percent Forecast	-0.10	-0.58	-0.18	-0.54	0.03	0.39	0.15	-0.46	-0.26	-1.21	-0.96	-1.02	-0.76	-0.77	-0.75	-0.71	-0.31	-0.26	0.31	-0.30	1.02	1.10	0.47	-0.45	
RTLload	57.795	55.159	53.929	53.43	53.963	55.705	58.201	60.785	63.884	65.666	66.363	66.425	65.933	65.057	64.362	63.997	64.081	64.367	64.284	64.91	68.434	67.548	63.82	59.297	



# PJM Daily Report

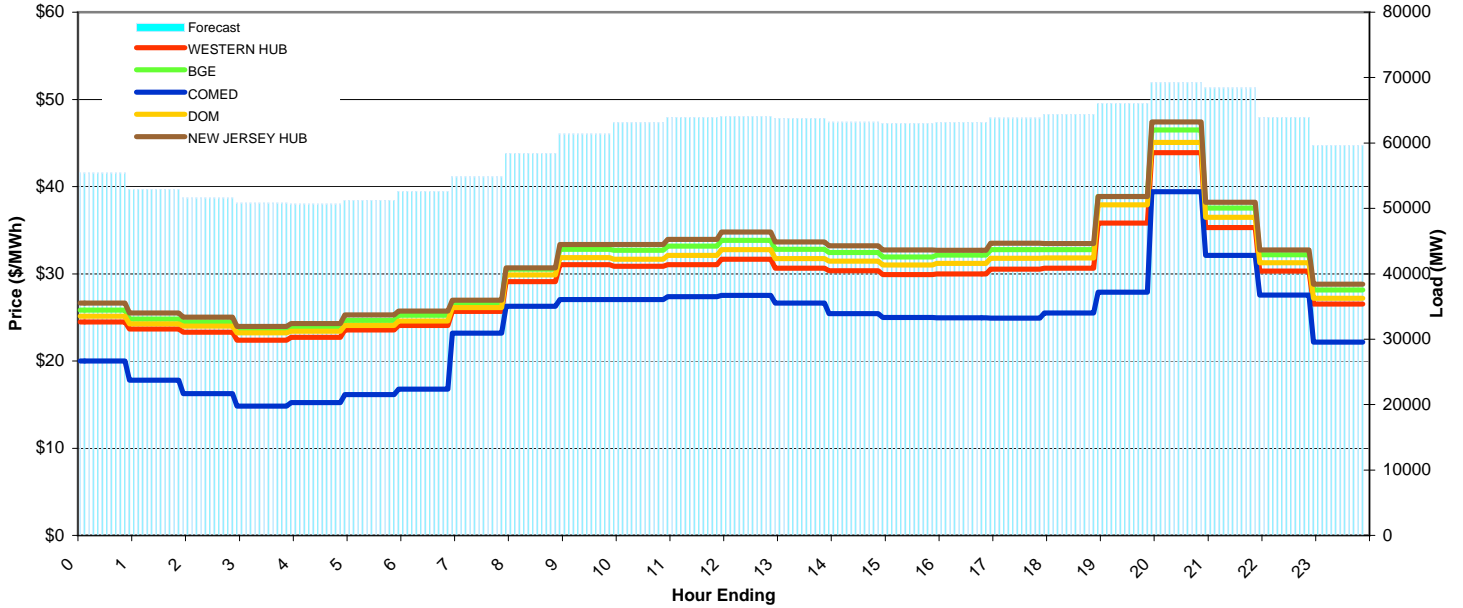
Report for: 4/19/2009

Price Color Codes:



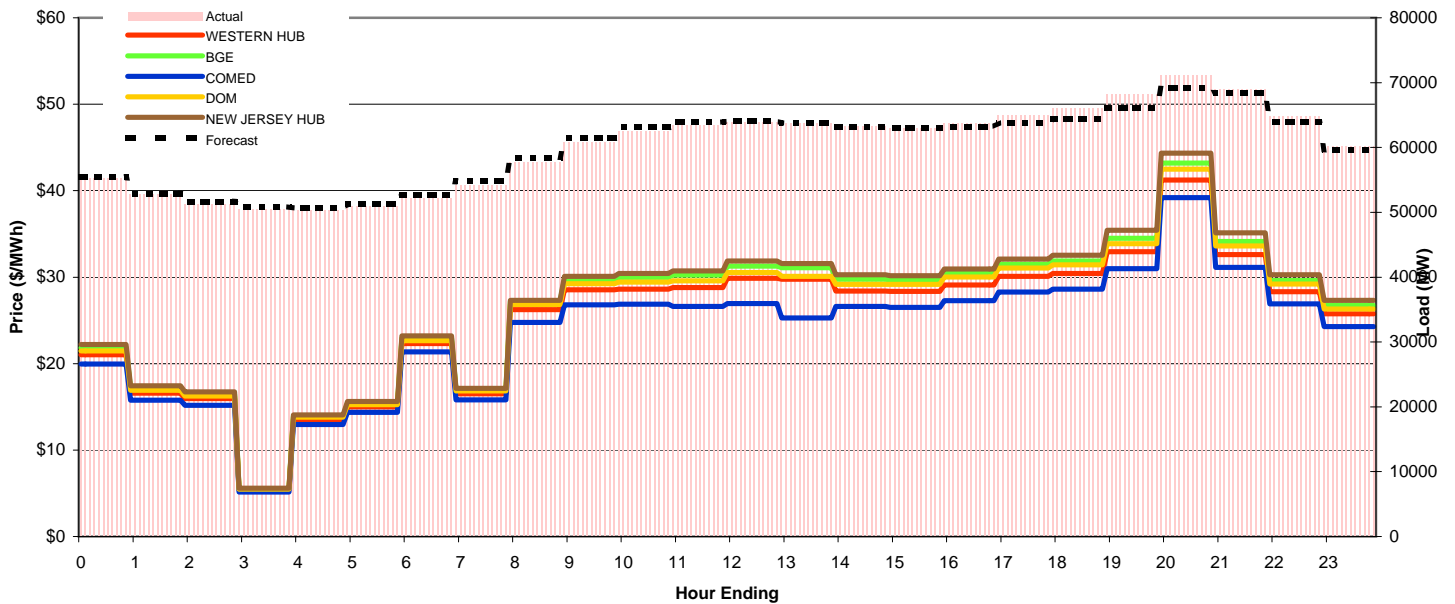
## Day-Ahead Prices and Forecast Load

	HE1	HE2	HE3	HE4	HE5	HE6	HE7	HE8	HE9	HE10	HE11	HE12	HE13	HE14	HE15	HE16	HE17	HE18	HE19	HE20	HE21	HE22	HE23	HE24	avg all/peak
WESTERN HUB	24.47	23.67	23.31	22.40	22.71	23.56	24.07	25.67	29.09	31.06	30.86	31.06	31.66	30.65	30.36	29.92	30.00	30.52	30.65	35.81	43.87	35.30	30.32	26.52	29 / 32
BGE	25.839	24.819	24.467	23.544	23.795	24.655	25.233	26.728	30.52	32.817	32.707	33.187	33.831	32.823	32.451	31.939	32.165	32.786	32.78	38.847	46.503	37.552	32.199	28.146	31 / 34
COMED	20	17.811	16.24	14.841	15.214	16.144	16.756	23.195	26.292	27.037	27.032	27.365	27.512	26.642	25.429	25.004	24.944	24.903	25.521	27.906	39.42	32.123	27.573	22.17	24 / 27
DOM	25.127	24.255	24.015	23.238	23.41	24.083	24.605	26.128	29.856	31.86	31.652	32.114	32.761	31.757	31.458	31.001	31.204	31.774	31.815	37.899	45.076	36.471	31.255	27.205	30 / 33
NEW JERSEY HUB	26.65	25.52	25.01	23.98	24.29	25.30	25.73	26.98	30.69	33.37	33.35	33.96	34.77	33.66	33.20	32.74	32.71	33.49	33.48	38.86	47.40	38.19	32.74	28.83	31 / 34
DA Forecast	55.4	52.9	51.6	50.8	50.7	51.3	52.6	54.8	58.4	61.4	63.1	63.9	64.0	63.7	63.2	63.0	63.2	63.8	64.4	66.1	69.2	68.4	64.0	59.6	60 / 63



## Preliminary Real-Time Prices with Forecasted and Actual System Load

	HE1	HE2	HE3	HE4	HE5	HE6	HE7	HE8	HE9	HE10	HE11	HE12	HE13	HE14	HE15	HE16	HE17	HE18	HE19	HE20	HE21	HE22	HE23	HE24	avg all/peak
WESTERN HUB	21.04	16.58	15.95	5.36	13.49	14.98	22.31	16.51	26.24	28.53	28.61	28.81	29.87	29.75	28.38	28.35	29.10	30.11	30.44	32.95	41.23	32.60	28.30	25.75	25 / 29
BGE	21.829	17.155	16.453	5.5198	13.913	15.403	22.935	17.004	27.164	29.725	29.97	30.248	31.28	31.1	29.746	29.704	30.491	31.505	31.887	34.5	43.203	34.13	29.628	26.74	26 / 31
COMED	19.942	15.75	15.16	5.1285	12.966	14.352	21.369	15.796	24.754	26.814	26.884	26.619	26.951	25.274	26.62	26.517	27.291	28.263	28.626	30.987	39.186	31.121	26.897	24.272	24 / 27
DOM	21.451	16.906	16.238	5.4677	13.804	15.231	22.651	16.831	26.826	29.242	29.416	29.592	30.551	30.093	29.184	29.174	30	31.06	31.436	33.87	42.5	33.601	29.19	26.329	26 / 30
NEW JERSEY HUB	22.22	17.42	16.74	5.58	14.05	15.63	23.22	17.13	27.31	30.07	30.42	30.74	31.86	31.57	30.29	30.17	30.96	32.11	32.55	35.42	44.34	35.13	30.28	27.33	27 / 31
Percent Forecast	-0.24	-0.16	-0.62	-0.65	-0.77	-0.50	-0.68	-1.02	-1.08	-0.97	-0.92	-0.70	-0.27	-0.02	0.24	0.06	0.96	1.83	2.64	3.17	2.77	0.93	1.27	0.92	
RTLoad	55.302	52.789	51.284	50.492	50.305	51.045	52.261	54.296	57.793	60.801	62.549	63.464	63.865	63.73	63.374	63.079	63.786	65.026	66.131	68.29	71.192	69.078	64.779	60.197	



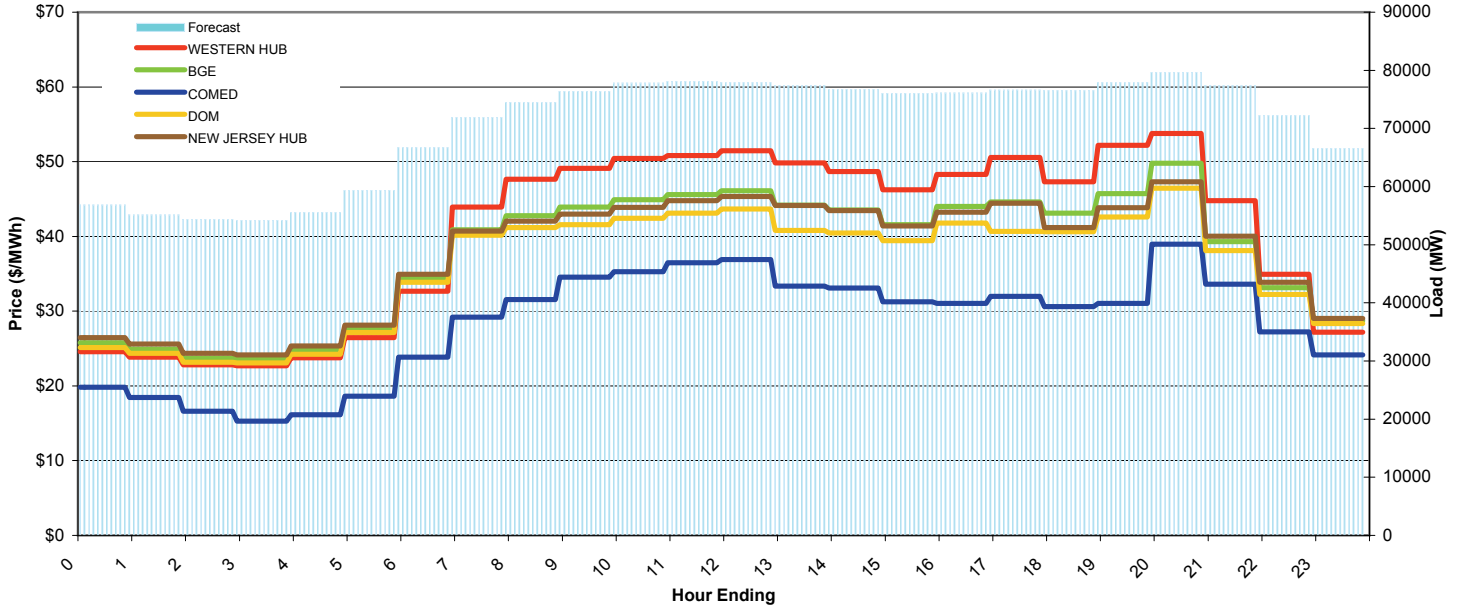
# PJM Daily Report

## Report for: 4/20/2009

Price Color Codes: <=0 >=100 >=200

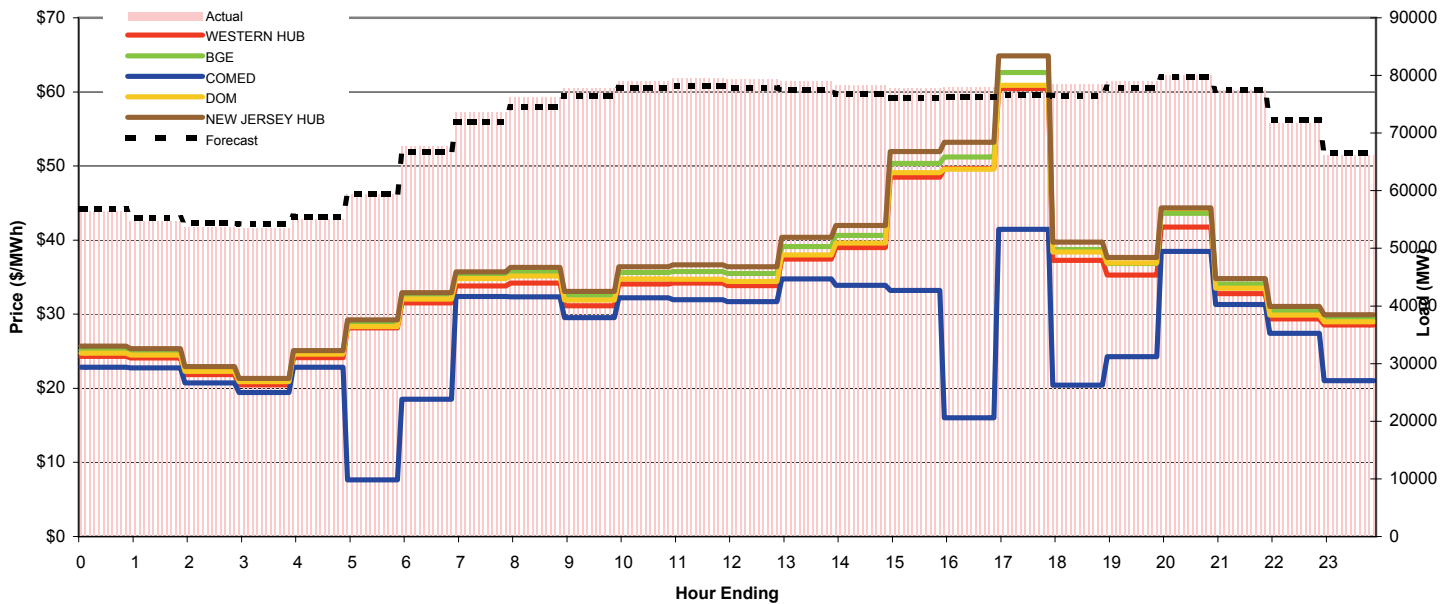
### Day-Ahead Prices and Forecast Load

	HE1	HE2	HE3	HE4	HE5	HE6	HE7	HE8	HE9	HE10	HE11	HE12	HE13	HE14	HE15	HE16	HE17	HE18	HE19	HE20	HE21	HE22	HE23	HE24	avg all/peak
WESTERN HUB	24.58	23.86	22.80	22.70	23.75	26.46	32.67	43.93	47.67	49.11	50.44	50.81	51.46	49.83	48.66	46.23	48.31	50.57	47.30	52.21	53.79	44.79	34.92	27.18	41 / 48
BGE	25.759	24.925	23.695	23.601	24.831	27.769	34.387	40.871	42.76	43.934	44.93	45.595	46.131	44.203	43.536	41.574	44.002	44.619	43.112	45.742	49.807	39.316	33.143	28.709	38 / 43
COMED	19.82	18.462	16.6	15.295	16.122	18.626	23.837	29.202	31.533	34.558	35.268	36.495	36.891	33.37	33.082	31.265	31.045	31.985	30.592	31.047	38.971	33.605	27.25	24.161	28 / 33
DOM	25.145	24.374	23.154	23.087	24.238	27.158	33.856	40.161	41.197	41.572	42.417	43.094	43.654	40.816	40.468	39.443	41.784	40.657	40.643	42.585	46.465	38.093	32.255	28.337	36 / 41
NEW JERSEY HUB	26.44	25.59	24.34	24.16	25.34	28.13	34.94	40.72	42.04	43.01	43.87	44.80	45.32	44.15	43.45	41.40	43.23	44.45	41.20	43.83	47.30	40.01	33.84	29.04	38 / 43
DA Forecast	56.8	55.2	54.4	54.2	55.5	59.4	66.7	71.9	74.5	76.4	77.8	78.2	77.9	77.4	76.8	76.0	76.2	76.6	76.5	77.9	79.7	77.4	72.2	66.6	71 / 76



### Preliminary Real-Time Prices with Forecasted and Actual System Load

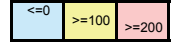
	HE1	HE2	HE3	HE4	HE5	HE6	HE7	HE8	HE9	HE10	HE11	HE12	HE13	HE14	HE15	HE16	HE17	HE18	HE19	HE20	HE21	HE22	HE23	HE24	avg all/peak
WESTERN HUB	24.29	24.08	21.85	20.45	24.14	28.15	31.54	33.80	34.21	31.15	34.07	34.19	33.86	37.46	39.00	48.51	49.64	60.47	37.29	35.30	41.74	32.79	29.35	28.54	34 / 38
BGE	25.123	24.848	22.537	21.107	24.907	28.898	32.674	35.299	35.667	32.56	35.617	35.75	35.485	39.107	40.648	50.348	51.222	62.614	38.737	36.846	43.631	34.055	30.502	29.569	35 / 40
COMED	22.836	22.747	20.736	19.417	22.836	7.6572	18.518	32.367	32.358	29.534	32.23	31.945	31.714	34.743	33.88	33.227	16.025	41.442	20.414	24.259	38.486	31.313	27.428	21.016	27 / 31
DOM	24.725	24.492	22.277	20.891	24.628	28.337	32.06	34.796	35.135	31.913	34.764	34.723	34.421	37.981	39.615	49.092	49.557	60.886	38.405	36.926	44.263	33.505	29.892	28.995	35 / 39
NEW JERSEY HUB	25.70	25.37	22.91	21.32	25.09	29.23	32.92	35.73	36.30	33.08	36.38	36.67	36.41	40.38	41.96	51.96	53.20	64.84	39.73	37.66	44.36	34.80	31.04	29.93	36 / 41
Percent Forecast	-0.59	-0.90	-1.20	-1.24	-0.83	-0.07	1.55	2.40	2.38	1.75	1.59	1.68	1.92	2.07	2.07	2.41	2.44	2.50	2.58	1.36	0.57	-0.03	-0.64	-0.52	
RTLoad	56.512	54.691	53.724	53.562	55.078	59.326	67.77	73.678	76.332	77.765	79.088	79.496	79.412	79.058	78.374	77.92	78.057	78.59	78.531	78.951	80.127	77.421	71.76	66.262	



# PJM Daily Report

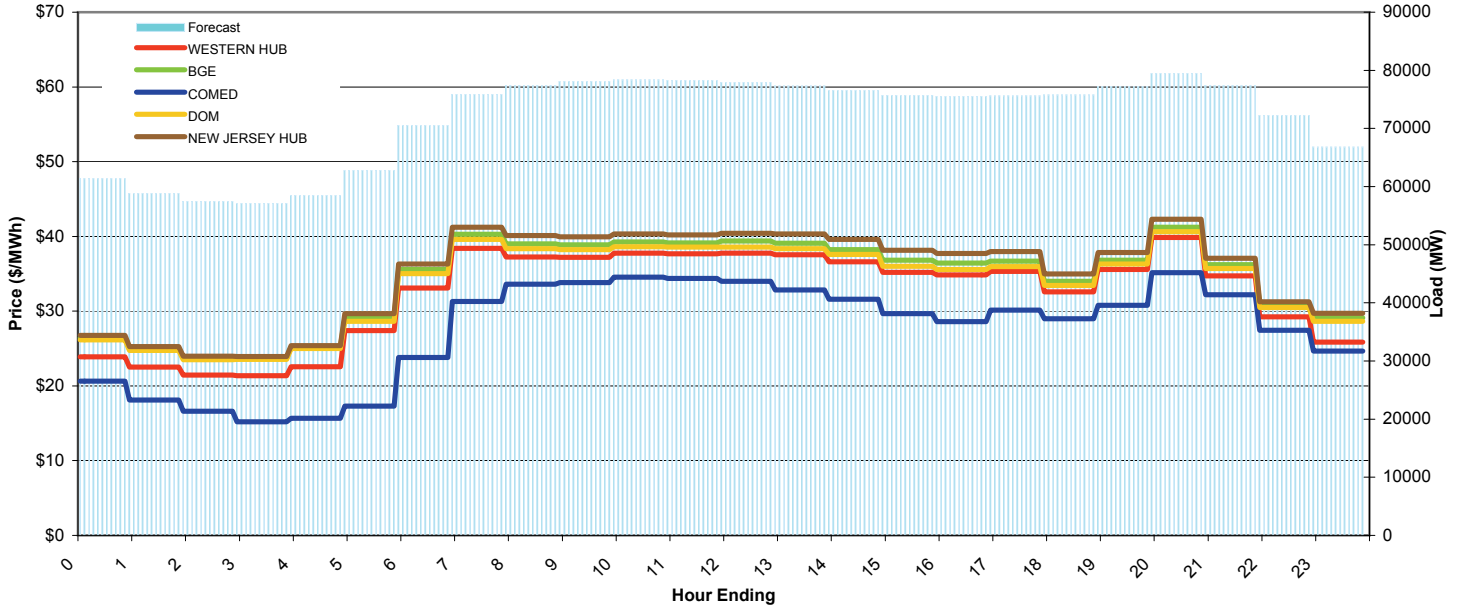
Report for: 4/21/2009

Price Color Codes:



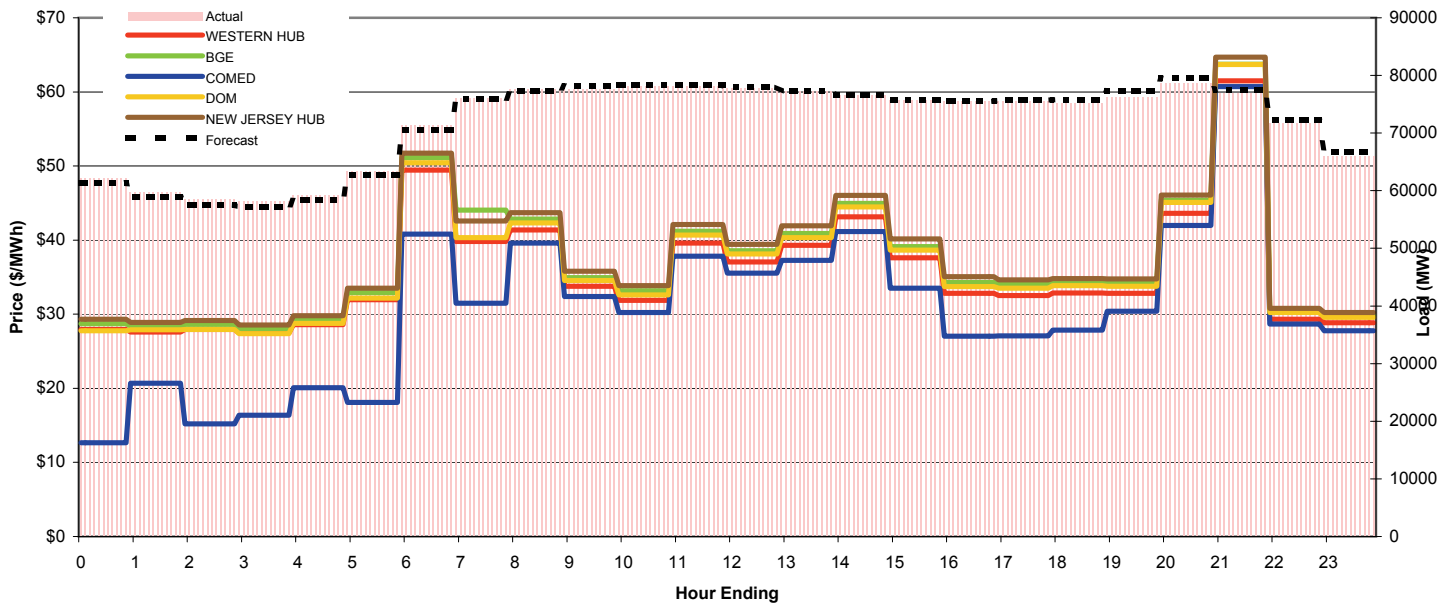
## Day-Ahead Prices and Forecast Load

	HE1	HE2	HE3	HE4	HE5	HE6	HE7	HE8	HE9	HE10	HE11	HE12	HE13	HE14	HE15	HE16	HE17	HE18	HE19	HE20	HE21	HE22	HE23	HE24	avg all/peak
WESTERN HUB	23.90	22.51	21.46	21.37	22.56	27.41	33.11	38.39	37.23	37.21	37.74	37.66	37.78	37.54	36.62	35.20	34.83	35.31	32.60	35.57	39.87	34.71	29.23	25.87	32 / 36
BGE	26.41	24.933	23.717	23.694	25.202	29.077	35.565	40.267	38.994	38.877	39.264	39.136	39.389	39.094	38.248	36.819	36.414	36.675	34	36.84	41.225	36.2	30.877	29.128	34 / 38
COMED	20.65	18.122	16.594	15.185	15.651	17.302	23.801	31.285	33.61	33.808	34.543	34.368	34.007	32.857	31.593	29.659	28.598	30.153	28.966	30.798	35.169	32.18	27.453	24.668	28 / 32
DOM	26.138	24.736	23.491	23.532	24.99	28.629	35.037	39.62	38.359	38.223	38.627	38.556	38.564	38.349	37.576	36.008	35.557	35.944	33.438	36.294	40.611	35.704	30.496	28.662	34 / 37
NEW JERSEY HUB	26.74	25.25	24.00	23.91	25.37	29.67	36.31	41.22	40.12	39.94	40.32	40.22	40.44	40.31	39.59	38.15	37.72	37.97	35.00	37.84	42.29	37.08	31.26	29.69	35 / 39
DA Forecast	61.4	58.9	57.5	57.1	58.5	62.8	70.5	75.9	77.4	78.1	78.4	78.3	78.0	77.3	76.5	75.8	75.5	75.7	75.8	77.3	79.5	77.4	72.3	66.8	72 / 77



## Preliminary Real-Time Prices with Forecasted and Actual System Load

	HE1	HE2	HE3	HE4	HE5	HE6	HE7	HE8	HE9	HE10	HE11	HE12	HE13	HE14	HE15	HE16	HE17	HE18	HE19	HE20	HE21	HE22	HE23	HE24	avg all/peak
WESTERN HUB	27.95	27.59	27.93	27.45	28.60	31.95	49.44	39.81	41.38	33.76	31.88	39.59	37.07	39.28	43.15	37.60	32.84	32.53	32.87	32.81	43.62	61.51	29.34	28.84	36 / 38
BGE	28.728	28.429	28.618	28.078	29.358	32.895	51.121	44.067	42.835	34.951	33.149	41.207	38.551	40.876	44.937	39.12	34.308	34.041	34.332	34.267	45.367	63.73	30.441	29.84	37 / 40
COMED	12.646	20.68	15.21	16.372	20.072	18.096	40.815	31.483	39.611	32.375	30.224	37.814	35.524	37.266	41.167	33.501	27.046	27.08	27.867	30.407	41.965	60.72	28.655	27.758	31 / 35
DOM	27.781	27.882	27.924	27.382	28.762	32.168	50.449	40.353	42.321	34.567	32.606	40.678	38.127	40.341	44.465	38.647	33.717	33.494	33.857	33.77	45.093	63.707	30.235	29.563	37 / 39
NEW JERSEY HUB	29.32	28.88	29.15	28.54	29.81	33.49	51.71	42.58	43.72	35.79	33.86	42.10	39.43	41.92	46.03	40.15	35.05	34.64	34.81	34.78	46.09	64.67	30.79	30.25	38 / 40
Percent Forecast	1.29	1.52	1.84	1.96	1.37	1.03	1.23	0.14	0.26	-0.53	-0.26	-0.20	-0.21	0.00	0.02	0.06	0.06	-0.13	-0.77	-1.25	-0.99	-0.70	-0.88	-1.08	
RTLoad	62.178	59.777	58.606	58.274	59.3	63.433	71.378	76.031	77.569	77.682	78.199	78.149	77.805	77.311	76.559	75.807	75.543	75.555	75.215	76.305	78.717	76.905	71.661	66.096	



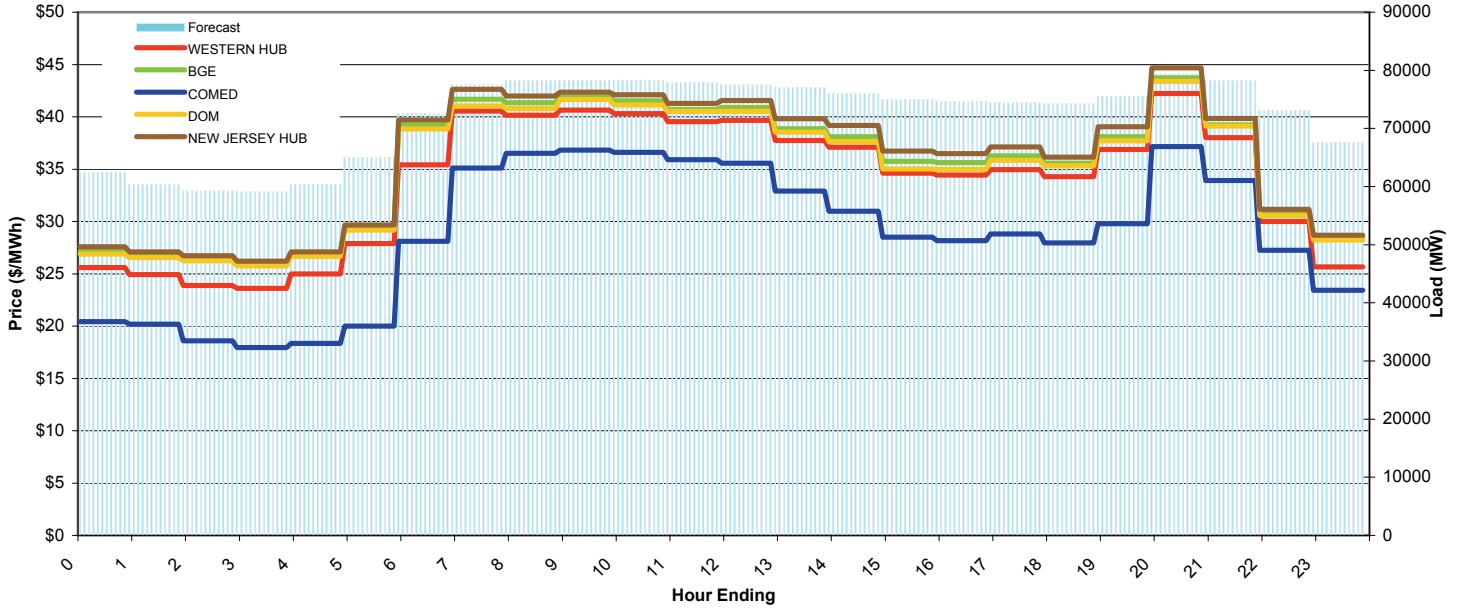
# PJM Daily Report

## Report for: 4/22/2009

Price Color Codes: <=0 >=100 >=200

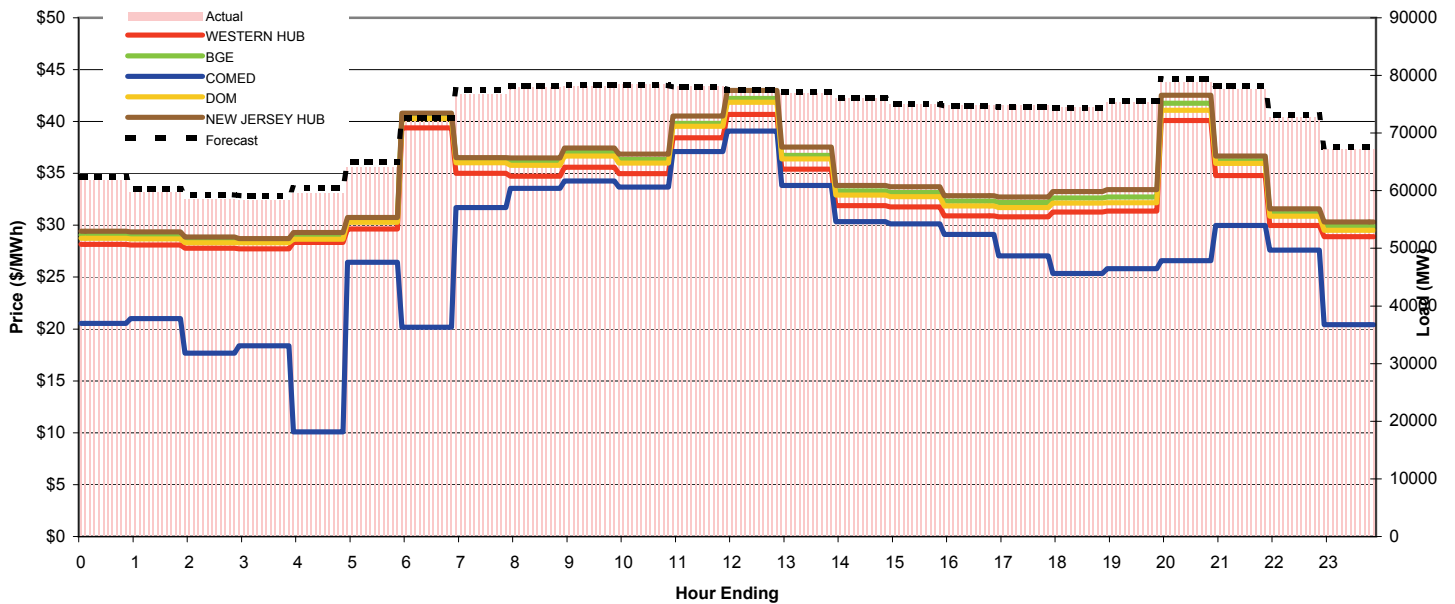
### Day-Ahead Prices and Forecast Load

	HE1	HE2	HE3	HE4	HE5	HE6	HE7	HE8	HE9	HE10	HE11	HE12	HE13	HE14	HE15	HE16	HE17	HE18	HE19	HE20	HE21	HE22	HE23	HE24	avg all/peak
WESTERN HUB	25.58	24.93	23.87	23.62	24.97	27.88	35.42	40.54	40.15	40.65	40.31	39.54	39.66	37.75	37.10	34.62	34.42	34.97	34.28	36.88	42.24	38.02	30.00	25.67	34 / 38
BGE	27.112	26.721	26.418	25.902	26.878	29.451	39.196	41.69	41.339	41.91	41.516	40.714	40.88	38.862	38.09	35.739	35.629	36.28	35.555	38.107	43.732	39.224	30.878	28.472	35 / 39
COMED	20.433	20.191	18.606	17.961	18.335	19.992	28.111	35.109	36.509	36.81	36.591	35.889	35.556	32.911	30.981	28.498	28.167	28.799	27.966	29.786	37.165	33.91	27.248	23.429	29 / 33
DOM	26.885	26.558	26.242	25.75	26.673	29.181	38.827	41.028	40.785	41.641	41.133	40.529	40.53	38.541	37.616	35.024	34.973	35.831	35.316	37.705	43.382	39.112	30.55	28.218	35 / 38
NEW JERSEY HUB	27.57	27.10	26.74	26.20	27.09	29.65	39.70	42.65	41.98	42.35	42.11	41.29	41.56	39.80	39.18	36.72	36.49	37.14	36.14	39.06	44.69	39.83	31.17	28.68	36 / 40
DA Forecast	62.5	60.3	59.3	59.1	60.4	65.0	72.7	77.5	78.2	78.3	78.3	77.9	77.5	77.0	76.0	75.0	74.6	74.4	74.3	75.5	79.4	78.2	73.1	67.6	72 / 77



### Preliminary Real-Time Prices with Forecasted and Actual System Load

	HE1	HE2	HE3	HE4	HE5	HE6	HE7	HE8	HE9	HE10	HE11	HE12	HE13	HE14	HE15	HE16	HE17	HE18	HE19	HE20	HE21	HE22	HE23	HE24	avg all/peak
WESTERN HUB	28.17	28.09	27.79	27.73	28.34	29.65	39.40	35.01	34.74	35.60	34.98	38.42	40.69	35.41	31.90	31.76	30.91	30.81	31.28	31.38	40.10	34.79	29.97	28.91	33 / 34
BGE	29.051	28.941	28.58	28.513	29.06	30.612	40.65	36.33	36.104	37.067	36.347	39.826	42.212	36.73	33.323	33.172	32.315	32.214	32.644	32.726	41.749	36.199	31.13	29.889	34 / 36
COMED	20.541	21	17.665	18.391	10.096	26.445	20.169	31.716	33.554	34.284	33.696	37.119	39.084	33.829	30.348	30.143	29.103	27.044	25.362	25.81	26.6	29.979	27.6	20.413	27 / 31
DOM	28.747	28.683	28.327	28.303	28.67	30.286	40.299	36.031	35.779	36.684	36.008	39.528	41.86	36.411	32.917	32.747	31.863	31.705	32.155	32.179	41.082	35.973	30.863	29.524	34 / 35
NEW JERSEY HUB	29.43	29.35	28.88	28.72	29.31	30.75	40.80	36.53	36.48	37.45	36.85	40.53	43.01	37.52	33.85	33.73	32.86	32.74	33.24	33.44	42.53	36.69	31.58	30.31	34 / 36
Percent Forecast	-1.04	-0.98	-1.17	-1.29	-1.16	-1.40	-0.75	-0.86	-0.38	-0.19	0.17	0.21	0.15	-0.03	0.08	0.18	0.42	0.44	0.40	-0.23	-0.60	-0.70	-0.38	-0.57	
RTLload	61.816	59.717	58.586	58.39	59.697	64.107	72.112	76.838	77.945	78.183	78.425	78.108	77.605	77.029	76.092	75.139	74.938	74.764	74.562	75.36	78.919	77.692	72.847	67.23	



# PJM Daily Report

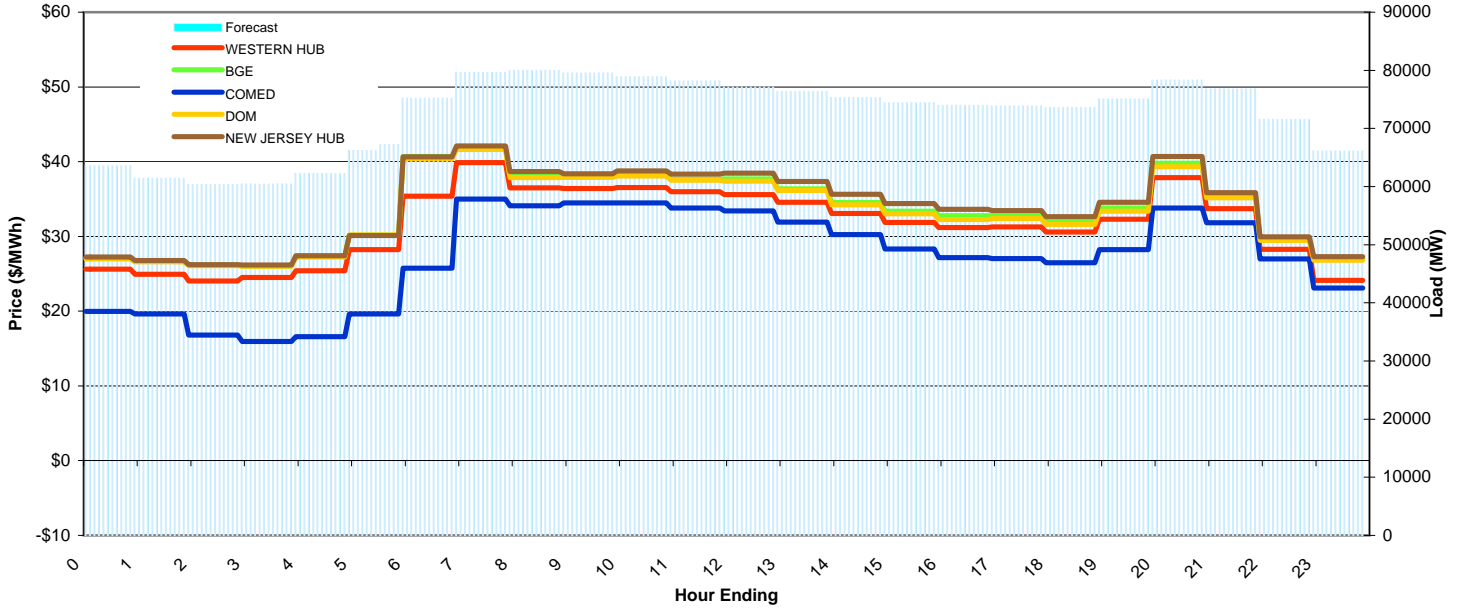
Report for: 4/23/2009

Price Color Codes:

<=0	>=100	>=200
-----	-------	-------

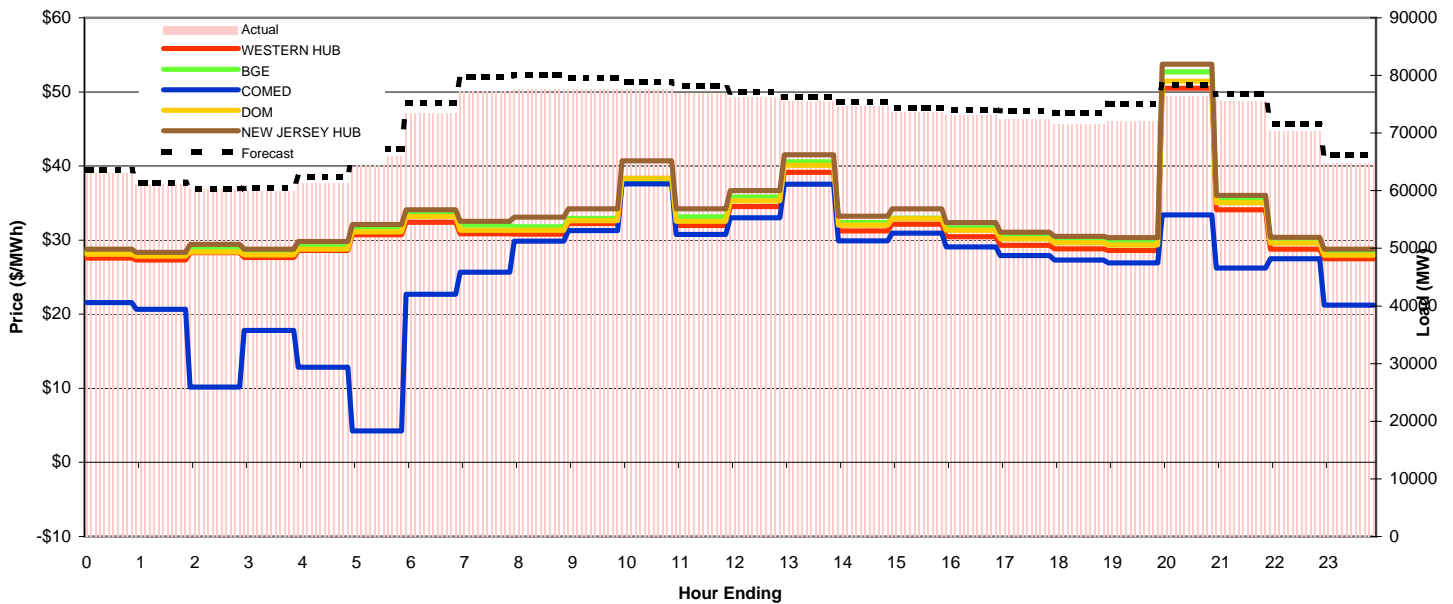
## Day-Ahead Prices and Forecast Load

	HE1	HE2	HE3	HE4	HE5	HE6	HE7	HE8	HE9	HE10	HE11	HE12	HE13	HE14	HE15	HE16	HE17	HE18	HE19	HE20	HE21	HE22	HE23	HE24	avg all/peak
WESTERN HUB	25.62	24.94	24.03	24.52	25.43	28.25	35.40	39.87	36.48	36.42	36.53	36.00	35.59	34.55	33.08	31.85	31.18	31.26	30.59	32.30	37.87	33.71	28.27	24.13	32 / 34
BGE	27.102	26.683	26.185	26.061	27.354	30.155	40.679	41.898	38.133	37.983	38.187	37.635	37.681	36.361	34.543	33.357	32.763	32.766	31.96	33.792	39.795	35.28	29.71	27.085	33 / 36
COMED	19.985	19.621	16.794	15.948	16.587	19.643	25.763	34.998	34.086	34.503	34.464	33.819	33.431	31.903	30.246	28.306	27.182	27.033	26.457	28.247	33.782	31.818	26.988	23.096	27 / 31
DOM	26.981	26.586	26.087	25.995	27.245	30.192	40.378	41.638	37.849	37.899	38.066	37.511	37.395	36.147	34.238	33.047	32.245	32.394	31.634	33.373	39.307	35.171	29.455	26.827	33 / 35
NEW JERSEY HUB	27.26	26.78	26.22	26.17	27.40	30.11	40.66	42.09	38.67	38.39	38.75	38.32	38.45	37.34	35.64	34.41	33.61	33.45	32.63	34.57	40.68	35.86	29.95	27.29	34 / 36
DA Forecast	63.6	61.4	60.3	60.4	62.3	67.2	75.2	79.7	80.0	79.5	78.9	78.2	77.1	76.4	75.3	74.4	74.0	73.9	73.6	75.1	78.3	76.8	71.6	66.1	72 / 76



## Preliminary Real-Time Prices with Forecasted and Actual System Load

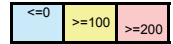
	HE1	HE2	HE3	HE4	HE5	HE6	HE7	HE8	HE9	HE10	HE11	HE12	HE13	HE14	HE15	HE16	HE17	HE18	HE19	HE20	HE21	HE22	HE23	HE24	avg all/peak
WESTERN HUB	27.57	27.29	28.29	27.65	28.60	30.72	32.39	30.86	30.81	32.25	38.34	31.97	34.51	39.15	31.25	32.14	30.44	29.28	28.81	28.60	50.50	34.10	28.77	27.50	32 / 33
BGE	28.491	28.16	29.02	28.454	29.385	31.648	33.633	32.016	31.787	32.918	38.116	33.145	35.832	40.579	32.37	32.958	31.684	30.583	30.063	29.836	52.714	35.558	29.991	28.496	33 / 34
COMED	21.57	20.675	10.18	17.814	12.83	4.2609	22.703	25.689	29.879	31.303	37.6	30.768	33.007	37.565	29.919	30.927	29.07	27.896	27.329	26.906	33.383	26.25	27.463	21.219	26 / 30
DOM	28.099	27.833	28.395	28.003	28.781	31.093	33.18	31.33	31.313	32.601	38.315	32.518	35.314	40.095	31.996	32.871	31.333	30.15	29.639	29.351	51.435	35.053	29.595	27.954	32 / 34
NEW JERSEY HUB	28.79	28.34	29.41	28.77	29.84	32.12	34.08	32.53	33.09	34.24	40.70	34.21	36.68	41.53	33.23	34.21	32.38	31.08	30.53	30.34	53.76	36.04	30.36	28.77	34 / 35
Percent Forecast	-0.80	-0.48	-0.09	-0.95	-1.64	-1.90	-2.40	-3.11	-2.97	-2.52	-1.71	-1.57	-1.31	-1.20	-1.05	-0.99	-1.30	-2.03	-2.79	-4.07	-2.48	-1.60	-1.69	-2.09	
RTLoad	63.091	61.132	60.281	59.858	61.261	65.932	73.416	77.271	77.676	77.568	77.572	76.967	76.1	75.46	74.547	73.682	73.024	72.394	71.585	72.136	76.447	75.56	70.371	64.755	



# PJM Daily Report

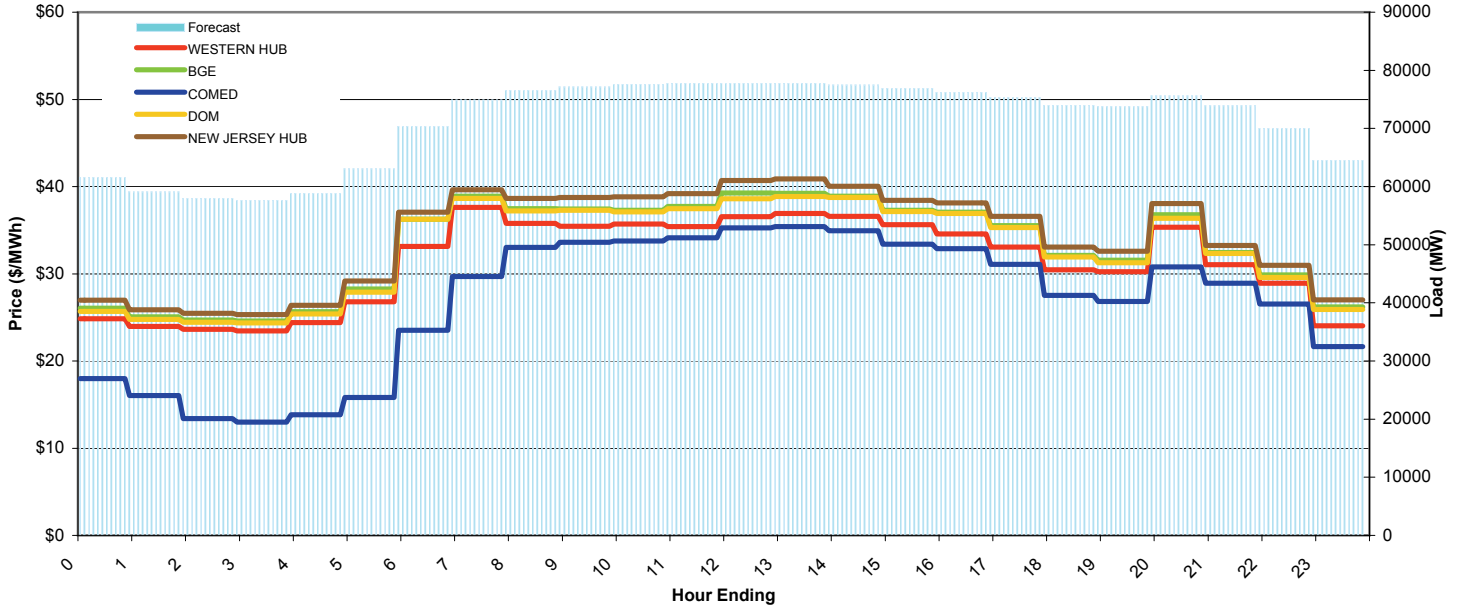
Report for: 4/24/2009

Price Color Codes:



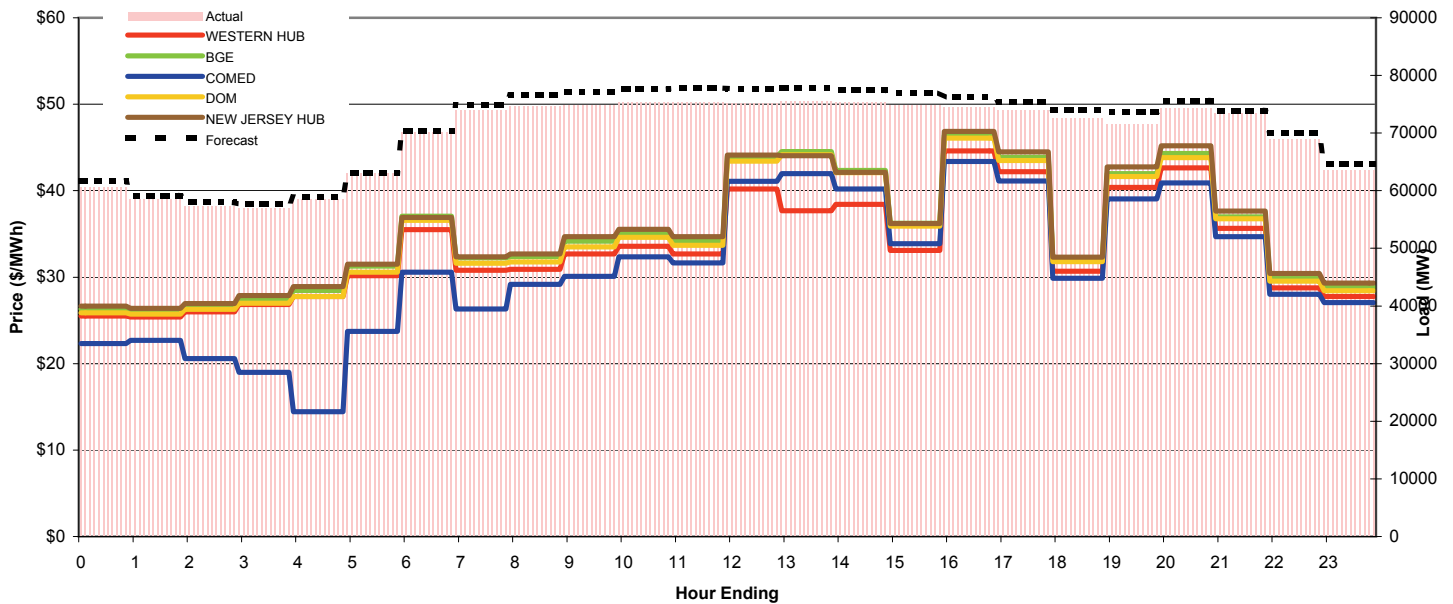
## Day-Ahead Prices and Forecast Load

	HE1	HE2	HE3	HE4	HE5	HE6	HE7	HE8	HE9	HE10	HE11	HE12	HE13	HE14	HE15	HE16	HE17	HE18	HE19	HE20	HE21	HE22	HE23	HE24	avg all/peak
WESTERN HUB	24.86	23.95	23.65	23.46	24.39	26.78	33.15	37.62	35.77	35.44	35.72	35.41	36.55	36.90	36.58	35.64	34.56	33.08	30.47	30.23	35.35	31.04	28.91	24.05	31 / 34
BGE	26.069	25.08	24.7	24.57	25.635	28.241	36.261	38.904	37.456	37.415	37.294	37.715	39.268	39.225	38.91	37.295	37.066	35.54	32.117	31.568	36.766	32.448	29.866	26.209	33 / 36
COMED	17.997	16.03	13.403	12.985	13.833	15.809	23.532	29.674	33.012	33.617	33.778	34.137	35.269	35.406	34.945	33.398	32.866	31.085	27.528	26.815	30.794	28.931	26.547	21.651	27 / 32
DOM	25.702	24.784	24.443	24.354	25.384	27.876	36.247	38.634	37.225	37.268	37.094	37.457	38.612	38.868	38.768	37.145	36.931	35.319	31.931	31.284	36.385	32.339	29.564	25.897	33 / 36
NEW JERSEY HUB	26.97	25.86	25.46	25.31	26.40	29.18	37.06	39.62	38.65	38.75	38.84	39.20	40.70	40.89	40.05	38.42	38.14	36.59	33.05	32.57	38.05	33.24	30.96	27.01	34 / 37
DA Forecast	61.6	59.1	58.0	57.7	58.8	63.1	70.3	74.9	76.6	77.2	77.6	77.8	77.8	77.8	77.5	77.0	76.2	75.4	74.0	73.7	75.6	73.9	70.0	64.6	71 / 76



## Preliminary Real-Time Prices with Forecasted and Actual System Load

	HE1	HE2	HE3	HE4	HE5	HE6	HE7	HE8	HE9	HE10	HE11	HE12	HE13	HE14	HE15	HE16	HE17	HE18	HE19	HE20	HE21	HE22	HE23	HE24	avg all/peak
WESTERN HUB	25.51	25.39	25.98	26.82	27.74	30.17	35.49	30.78	30.92	32.67	33.56	32.69	40.19	37.69	38.40	33.07	44.61	42.21	30.69	40.39	42.62	35.64	28.76	27.76	33 / 36
BGE	26.321	26.14	26.73	27.516	28.462	31.263	37.045	32.258	32.384	34.147	35.1	34.229	43.949	44.538	42.331	36.225	46.372	43.854	31.999	41.988	44.29	36.964	29.824	28.822	35 / 38
COMED	22.322	22.694	20.569	18.993	14.436	23.741	30.558	26.3	29.183	30.085	32.333	31.66	41.089	41.989	40.2	33.872	43.372	41.106	29.859	39.04	40.91	34.677	28.015	27.042	31 / 35
DOM	25.856	25.734	26.294	26.977	27.753	30.588	36.555	31.628	31.767	33.515	34.613	33.7	43.42	44.166	42.072	35.889	46.065	43.51	31.805	41.624	43.824	36.738	29.53	28.444	35 / 38
NEW JERSEY HUB	26.65	26.41	26.93	27.88	28.89	31.50	36.92	32.34	32.67	34.69	35.52	34.70	44.10	44.05	42.12	36.19	46.84	44.48	32.30	42.75	45.21	37.65	30.41	29.33	35 / 39
Percent Forecast	-1.74	-0.82	-1.18	-1.13	-0.52	-0.07	-0.23	-1.12	-2.54	-2.95	-2.92	-3.15	-3.31	-2.97	-2.91	-2.95	-2.20	-1.79	-1.92	-2.97	-1.75	-0.67	-1.58	-1.68	
RTLload	60.585	58.613	57.277	57.04	58.532	63.043	70.159	74.081	74.699	74.952	75.392	75.415	75.265	75.517	75.334	74.764	74.575	74.054	72.602	71.616	74.316	73.434	68.949	63.526	

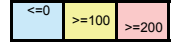




# PJM Daily Report

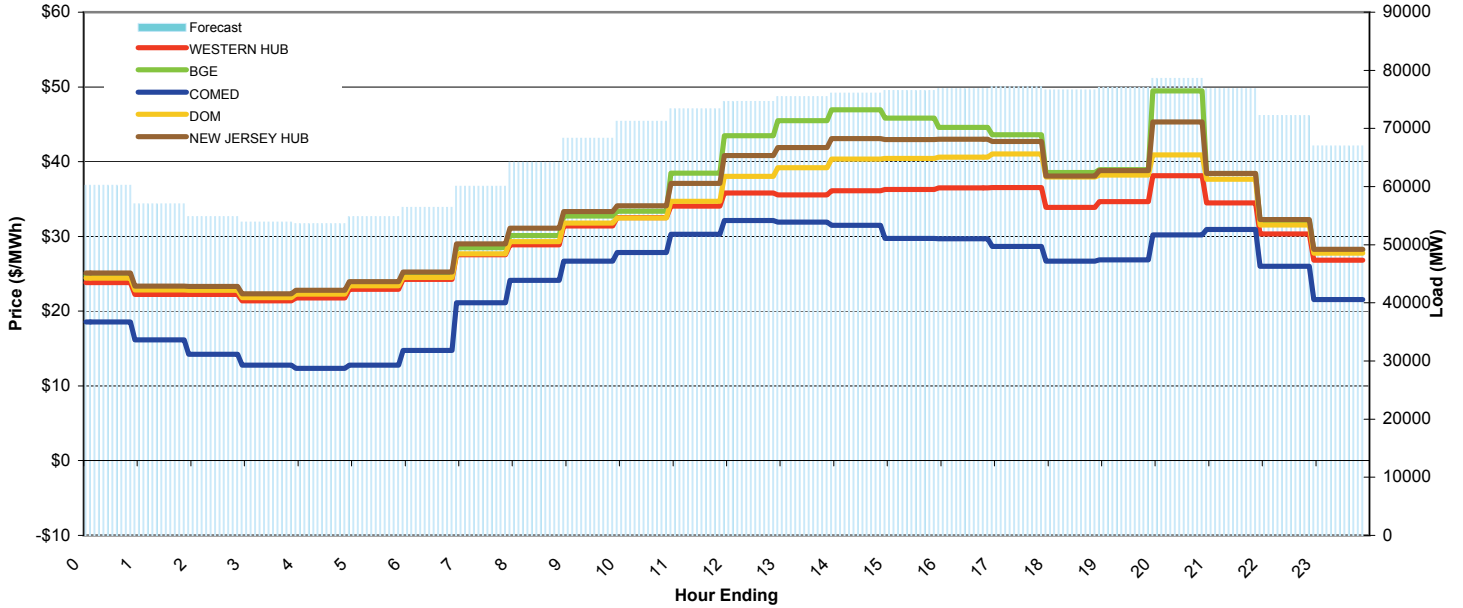
Report for: 4/25/2009

Price Color Codes:



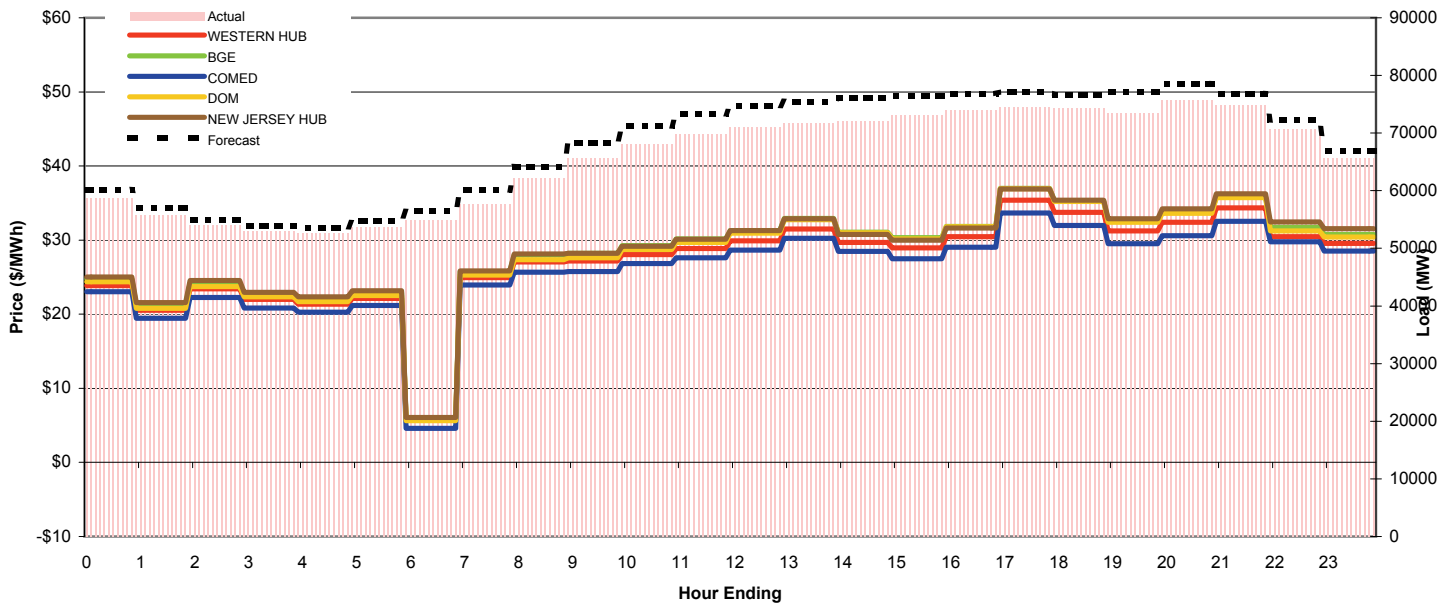
## Day-Ahead Prices and Forecast Load

	HE1	HE2	HE3	HE4	HE5	HE6	HE7	HE8	HE9	HE10	HE11	HE12	HE13	HE14	HE15	HE16	HE17	HE18	HE19	HE20	HE21	HE22	HE23	HE24	avg all/peak
WESTERN HUB	23.84	22.25	22.25	21.39	21.77	22.92	24.26	27.55	28.88	31.39	32.50	34.04	35.79	35.57	36.12	36.26	36.50	36.55	33.90	34.64	38.14	34.49	30.33	26.81	30 / 34
BGE	24.754	23.052	23.01	22.014	22.483	23.674	24.829	28.478	30.108	32.729	33.381	38.456	43.464	45.501	46.951	45.823	44.596	43.619	38.553	38.953	49.452	38.406	32.07	28.207	34 / 39
COMED	18.54	16.161	14.248	12.783	12.35	12.798	14.744	21.132	24.108	26.697	27.85	30.284	32.145	31.894	31.503	29.738	29.703	28.644	26.688	26.868	30.212	30.914	26.025	21.536	24 / 28
DOM	24.431	22.822	22.814	21.815	22.28	23.403	24.494	27.685	29.286	31.802	32.49	34.696	38.055	39.195	40.34	40.435	40.606	41.037	37.939	38.192	40.915	37.65	31.526	27.769	32 / 36
NEW JERSEY HUB	25.10	23.35	23.30	22.33	22.79	23.95	25.23	29.00	31.10	33.34	34.11	37.11	40.83	41.89	43.11	42.97	43.01	42.69	38.06	38.83	45.31	38.42	32.24	28.29	34 / 38
DA Forecast	60.2	57.0	54.8	53.9	53.6	54.8	56.4	60.1	64.2	68.3	71.2	73.4	74.7	75.5	76.1	76.5	76.8	77.2	76.6	77.1	78.6	76.9	72.2	67.0	68 / 73



## Preliminary Real-Time Prices with Forecasted and Actual System Load

	HE1	HE2	HE3	HE4	HE5	HE6	HE7	HE8	HE9	HE10	HE11	HE12	HE13	HE14	HE15	HE16	HE17	HE18	HE19	HE20	HE21	HE22	HE23	HE24	avg all/peak
WESTERN HUB	23.86	20.51	23.44	21.99	21.36	22.13	5.78	24.94	27.06	27.19	28.06	28.86	29.92	31.50	29.69	28.97	30.45	35.39	33.76	31.25	32.39	34.36	30.47	29.57	27 / 30
BGE	24.751	21.197	24.184	22.701	22.058	22.914	5.8985	25.733	27.987	28.237	29.248	30.17	31.292	32.904	31.062	30.326	31.849	36.966	35.256	32.596	33.912	35.83	31.705	30.78	28 / 32
COMED	23.05	19.463	22.245	20.842	20.252	21.181	4.5762	23.952	25.677	25.737	26.83	27.603	28.661	30.266	28.459	27.497	29.049	33.654	31.982	29.495	30.593	32.555	29.785	28.522	26 / 29
DOM	24.36	20.779	23.728	22.349	21.678	22.531	5.6249	25.267	27.347	27.623	28.735	29.697	30.935	32.742	30.98	30.148	31.817	36.951	35.226	32.407	33.626	35.736	31.243	30.42	28 / 31
NEW JERSEY HUB	25.04	21.55	24.55	22.95	22.35	23.14	6.05	25.84	28.13	28.23	29.16	30.14	31.27	32.87	30.77	29.97	31.62	36.91	35.39	32.87	34.22	36.24	32.43	31.56	28 / 32
Percent Forecast	-2.62	-2.28	-1.76	-1.82	-1.97	-2.25	-2.81	-4.19	-3.35	-4.06	-4.64	-5.06	-5.23	-5.34	-5.63	-4.82	-3.99	-3.64	-3.22	-4.83	-3.78	-2.65	-2.33	-2.14	
RTLload	58.672	55.745	53.895	52.95	52.56	53.603	54.883	57.641	62.111	65.628	68.047	69.824	70.946	71.63	72.039	72.987	73.889	74.448	74.232	73.51	75.718	74.864	70.593	65.573	



# PJM Daily Report

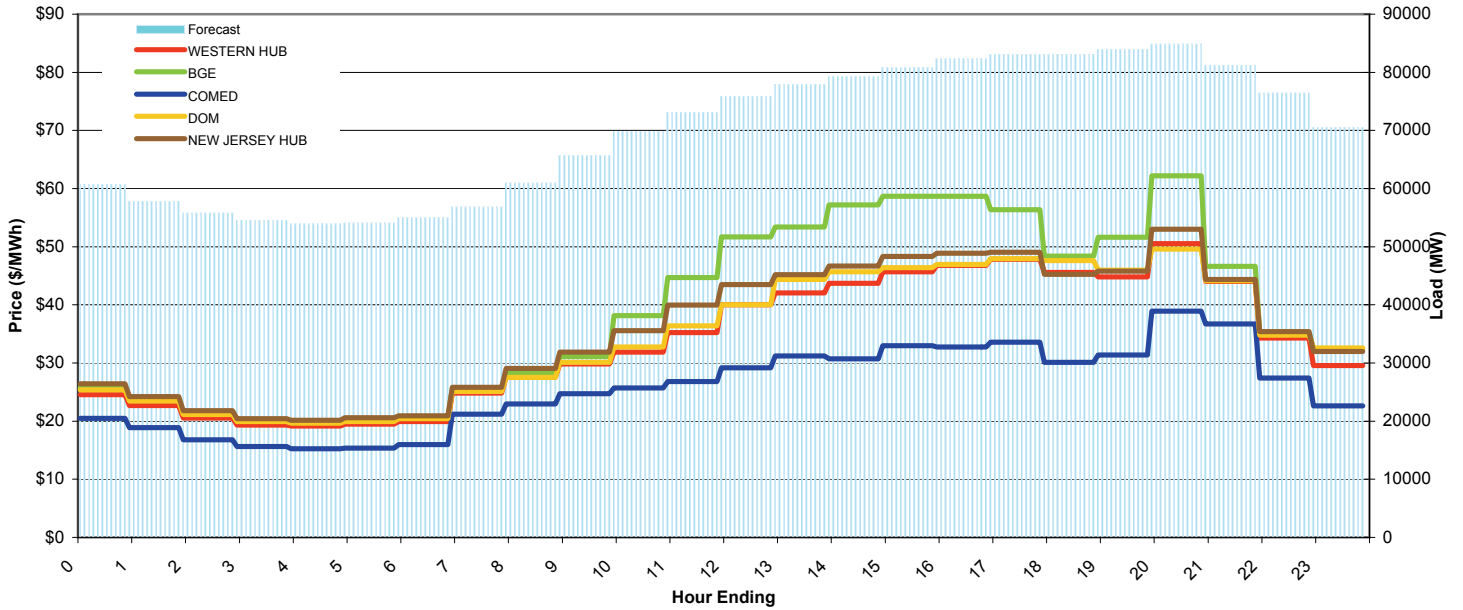
Report for: 4/26/2009

Price Color Codes:

<=0	>=100	>=200
-----	-------	-------

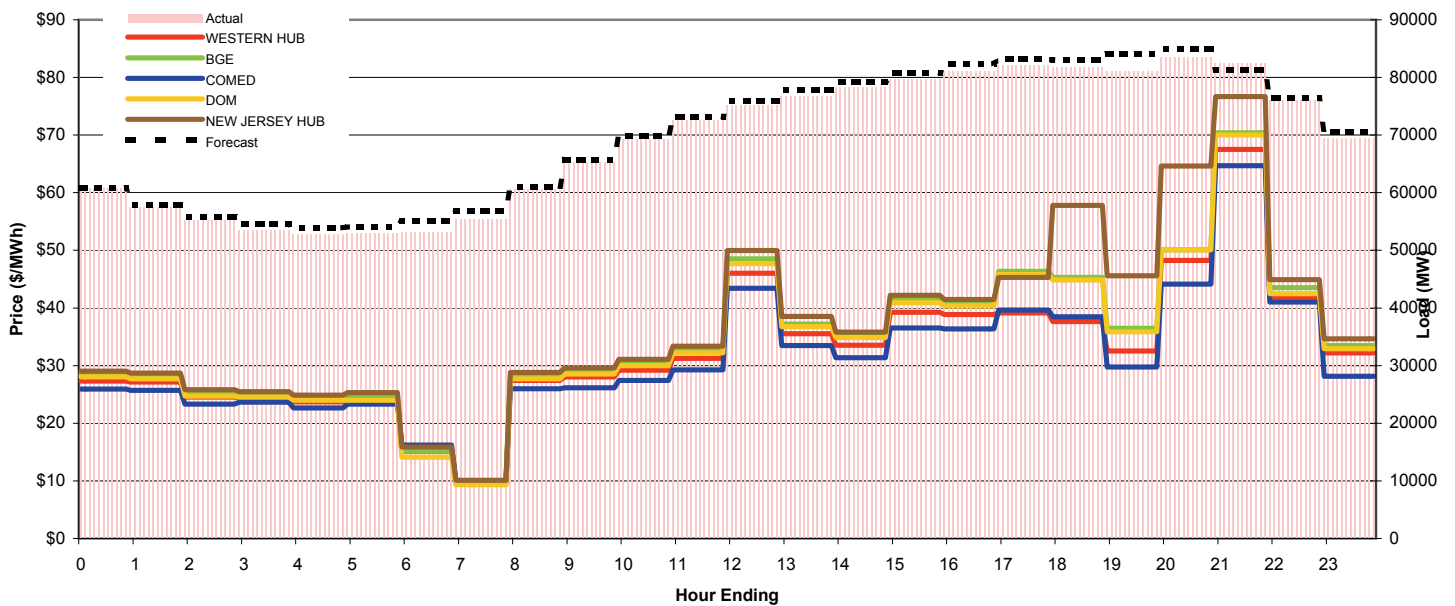
## Day-Ahead Prices and Forecast Load

	HE1	HE2	HE3	HE4	HE5	HE6	HE7	HE8	HE9	HE10	HE11	HE12	HE13	HE14	HE15	HE16	HE17	HE18	HE19	HE20	HE21	HE22	HE23	HE24	avg all/peak
WESTERN HUB	24.55	22.68	20.54	19.31	19.15	19.50	19.95	24.85	27.58	29.81	31.88	35.20	39.99	42.08	43.68	45.70	46.81	47.86	45.58	44.80	50.52	44.06	34.31	29.58	34 / 40
BGE	25.782	23.656	21.3	19.991	19.756	20.096	20.56	25.526	28.313	31.099	38.124	44.671	51.71	53.4	57.19	58.69	58.701	56.35	48.4	51.636	62.21	46.642	35.317	32.443	39 / 47
COMED	20.503	18.855	16.792	15.636	15.232	15.375	15.953	21.177	22.961	24.713	25.73	26.794	29.193	31.192	30.695	33	32.745	33.597	30.131	31.352	38.941	36.733	27.422	22.629	26 / 30
DOM	25.401	23.435	21.137	19.906	19.678	19.947	20.418	25.082	27.543	30.137	32.757	36.384	40.042	44.356	45.696	46.394	46.962	47.932	47.591	45.969	49.588	44.133	34.808	32.583	34 / 40
NEW JERSEY HUB	26.44	24.24	21.79	20.43	20.16	20.56	20.90	25.84	29.08	31.86	35.58	39.97	43.50	45.19	46.65	48.35	48.91	49.05	45.25	45.82	52.99	44.35	35.41	31.99	36 / 42
DA Forecast	60.7	57.9	55.8	54.6	53.9	54.1	55.0	56.9	61.0	65.7	69.8	73.2	75.9	77.9	79.3	80.8	82.3	83.1	83.0	84.0	84.9	81.3	76.5	70.6	70 / 76



## Preliminary Real-Time Prices with Forecasted and Actual System Load

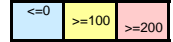
	HE1	HE2	HE3	HE4	HE5	HE6	HE7	HE8	HE9	HE10	HE11	HE12	HE13	HE14	HE15	HE16	HE17	HE18	HE19	HE20	HE21	HE22	HE23	HE24	avg all/peak
WESTERN HUB	27.33	27.17	24.53	24.36	23.73	24.16	15.10	9.66	27.43	28.03	29.22	31.24	46.00	35.54	33.56	39.23	38.85	39.16	37.64	32.54	48.27	67.54	41.89	32.21	33 / 37
BGE	28.428	28.127	25.264	25.062	24.41	24.689	15.141	9.7959	28.269	29.127	30.538	32.729	48.51	37.197	35.305	41.353	40.839	46.335	45.317	36.459	50.076	70.395	43.523	33.504	35 / 39
COMED	25.945	25.7	23.312	23.647	22.674	23.344	16.211	9.7889	26.01	26.147	27.425	29.24	43.423	33.495	31.377	36.513	36.348	39.622	38.494	29.766	44.116	64.672	41.032	28.134	31 / 35
DOM	28.045	27.727	24.7	24.536	23.996	24.011	14.118	9.3359	27.685	28.537	30.006	32.217	47.707	36.739	34.871	40.906	40.377	45.803	44.845	35.891	50.099	70.039	42.476	32.899	34 / 39
NEW JERSEY HUB	29.06	28.72	25.83	25.48	24.86	25.31	15.89	10.11	28.81	29.61	31.08	33.37	49.96	38.53	35.81	42.19	41.45	45.29	57.80	45.58	64.60	76.66	44.93	34.62	37 / 42
Percent Forecast	-0.01	-0.65	-1.06	-1.87	-2.01	-1.87	-3.31	-2.42	-0.60	-0.47	-0.65	-0.65	-0.92	-1.33	-1.29	-1.43	-1.56	-1.13	-1.41	-3.56	-1.62	1.40	-0.45	-1.50	
RTLoad	60.739	57.479	55.209	53.564	52.87	53.105	53.253	55.53	60.608	65.417	69.378	72.701	75.234	76.853	78.28	79.662	81.077	82.204	81.891	81.11	83.544	82.425	76.118	69.525	



# PJM Daily Report

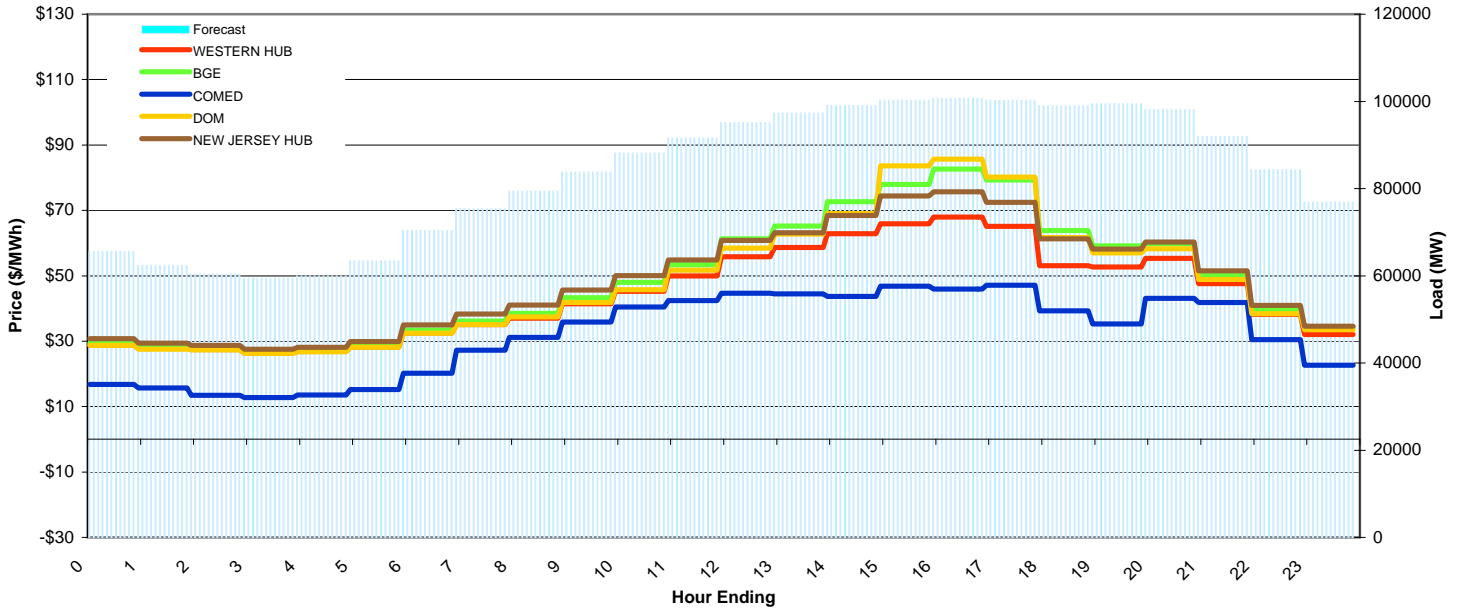
Report for: 4/27/2009

Price Color Codes:



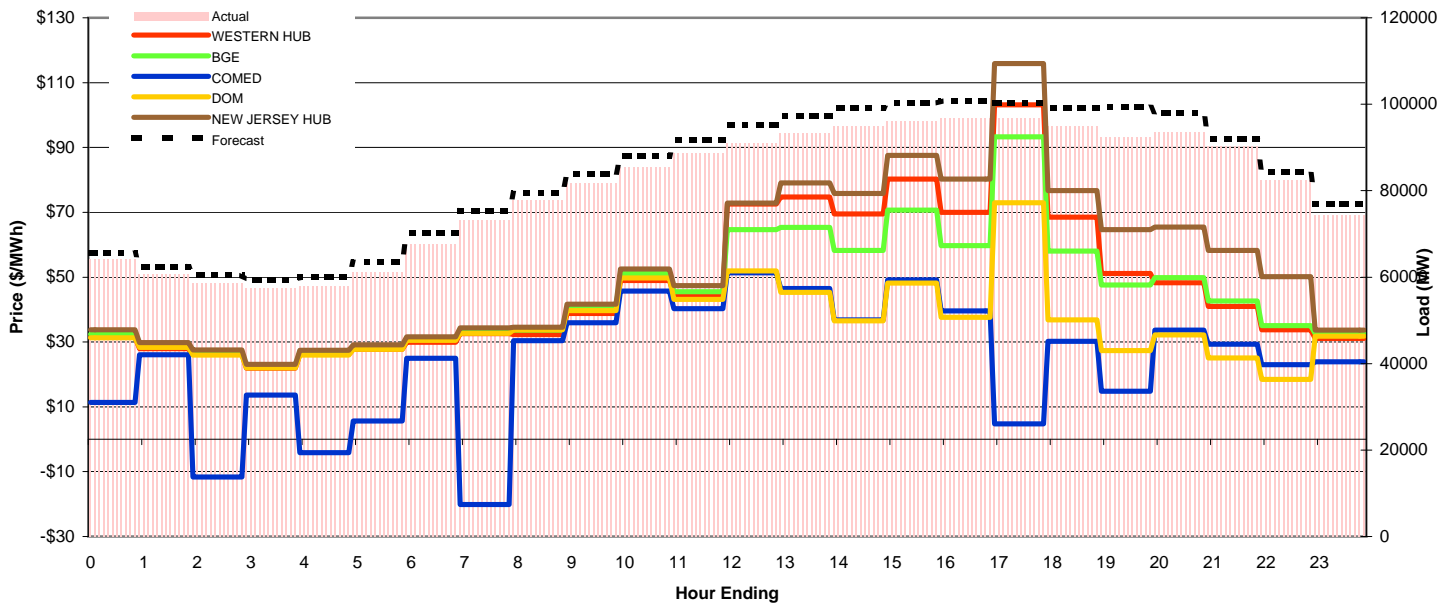
## Day-Ahead Prices and Forecast Load

	HE1	HE2	HE3	HE4	HE5	HE6	HE7	HE8	HE9	HE10	HE11	HE12	HE13	HE14	HE15	HE16	HE17	HE18	HE19	HE20	HE21	HE22	HE23	HE24	avg all/peak
WESTERN HUB	28.67	27.79	27.42	26.39	26.90	28.27	32.56	35.03	37.08	41.47	45.22	49.98	55.81	58.67	62.91	65.90	68.00	65.16	53.10	52.67	55.29	47.57	38.19	32.08	44 / 52
BGE	29.418	28.308	27.914	26.836	27.374	28.863	33.447	36.107	38.53	43.305	47.952	53.337	61.314	65.232	72.611	77.9	82.676	79.313	63.88	59.128	59.802	50.031	39.595	34.073	49 / 58
COMED	16.807	15.738	13.466	12.773	13.5	15.231	20.212	27.287	31.164	35.903	40.462	42.367	44.637	44.458	43.67	46.854	45.933	47.067	39.322	35.224	43.104	41.858	30.459	22.656	32 / 40
DOM	28.699	27.584	27.297	26.299	26.733	28.088	32.395	35.073	37.436	41.803	45.767	51.683	58.449	62.732	69.05	83.659	85.658	80.23	61.701	56.978	58.268	48.855	38.446	33.53	48 / 57
NEW JERSEY HUB	30.74	29.35	28.72	27.55	28.11	29.86	35.00	38.34	41.03	45.65	50.08	54.82	60.77	63.16	68.44	74.42	75.72	72.50	61.34	58.17	60.36	51.50	40.98	34.56	48 / 57
DA Forecast	65.5	62.4	60.4	59.4	60.0	63.4	70.4	75.4	79.4	83.8	88.1	91.6	95.1	97.3	99.1	100.3	100.7	100.2	99.0	99.5	98.1	92.0	84.3	76.9	83 / 93



## Preliminary Real-Time Prices with Forecasted and Actual System Load

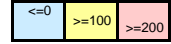
	HE1	HE2	HE3	HE4	HE5	HE6	HE7	HE8	HE9	HE10	HE11	HE12	HE13	HE14	HE15	HE16	HE17	HE18	HE19	HE20	HE21	HE22	HE23	HE24	avg all/peak
WESTERN HUB	31.46	27.95	26.17	21.87	26.14	27.73	29.95	32.61	32.33	38.84	48.99	44.65	72.52	74.76	69.54	80.28	70.03	103.14	68.49	51.12	48.29	41.00	33.73	31.06	47 / 57
BGE	32.424	28.984	26.774	22.549	26.785	28.583	31.162	33.3	33.699	40.551	51.145	45.483	64.666	65.319	58.254	70.671	59.748	93.309	58.045	47.602	49.834	42.655	35.05	32.558	45 / 53
COMED	11.396	26.021	-11.69	13.603	-4.159	5.6426	24.937	-20.17	30.389	35.947	45.713	40.313	51.319	46.496	36.849	49.145	39.583	4.7681	30.244	14.848	33.672	29.324	23.018	23.928	24 / 31
DOM	31.323	28.361	25.93	22.027	25.985	27.784	30.518	32.716	33.785	39.695	49.771	43.126	51.894	45.309	36.533	48.204	37.628	72.926	36.833	27.357	32.182	25.115	18.47	31.766	36 / 39
NEW JERSEY HUB	33.78	29.84	27.58	23.07	27.47	29.15	31.64	34.36	34.56	41.69	52.49	47.36	72.89	79.06	75.85	87.54	80.29	115.92	76.73	64.66	65.44	58.25	50.16	33.64	53 / 65
Percent Forecast	-2.20	-2.77	-3.28	-3.34	-3.51	-3.68	-4.24	-3.01	-2.01	-2.42	-3.01	-3.34	-4.50	-4.33	-4.32	-4.38	-4.01	-3.66	-4.41	-7.72	-5.01	-1.91	-2.30	-3.62	
RTLoad	64.126	60.683	58.508	57.508	57.961	61.187	67.502	73.156	77.81	81.812	85.538	88.66	91.018	93.288	95.008	96.057	96.834	96.699	94.858	92.332	93.429	90.241	82.397	74.221	



# PJM Daily Report

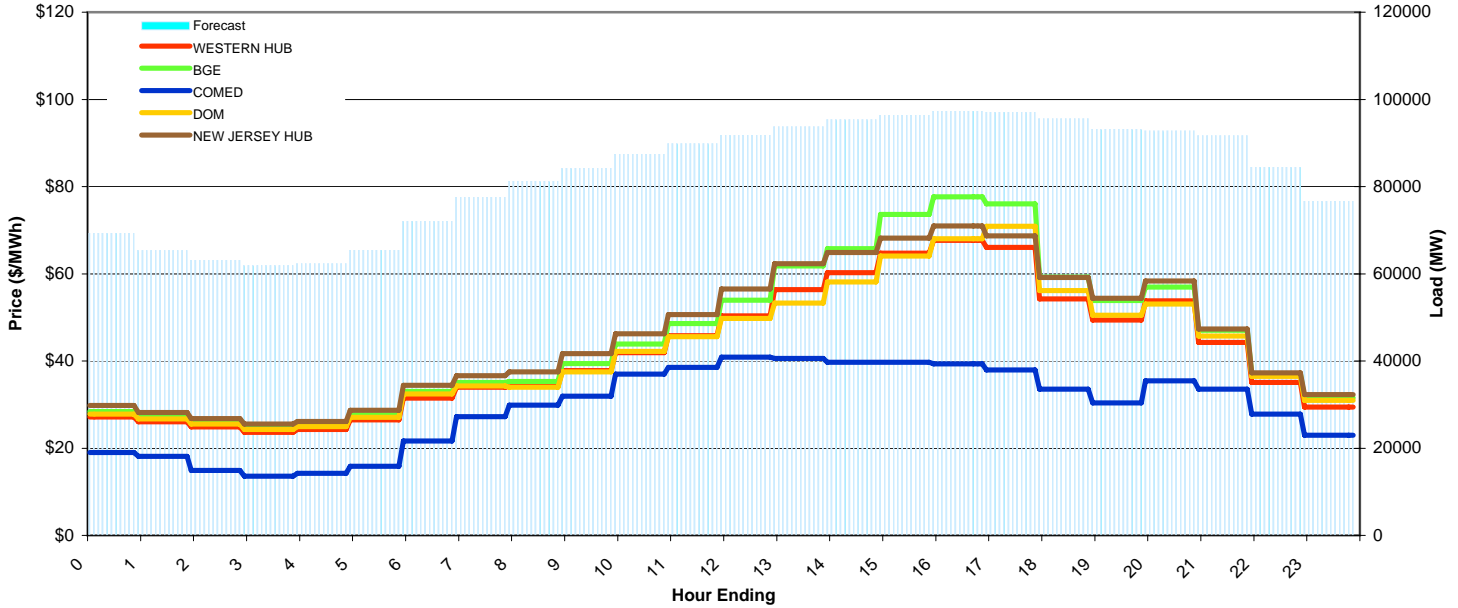
4/28/2009

Price Color Codes:



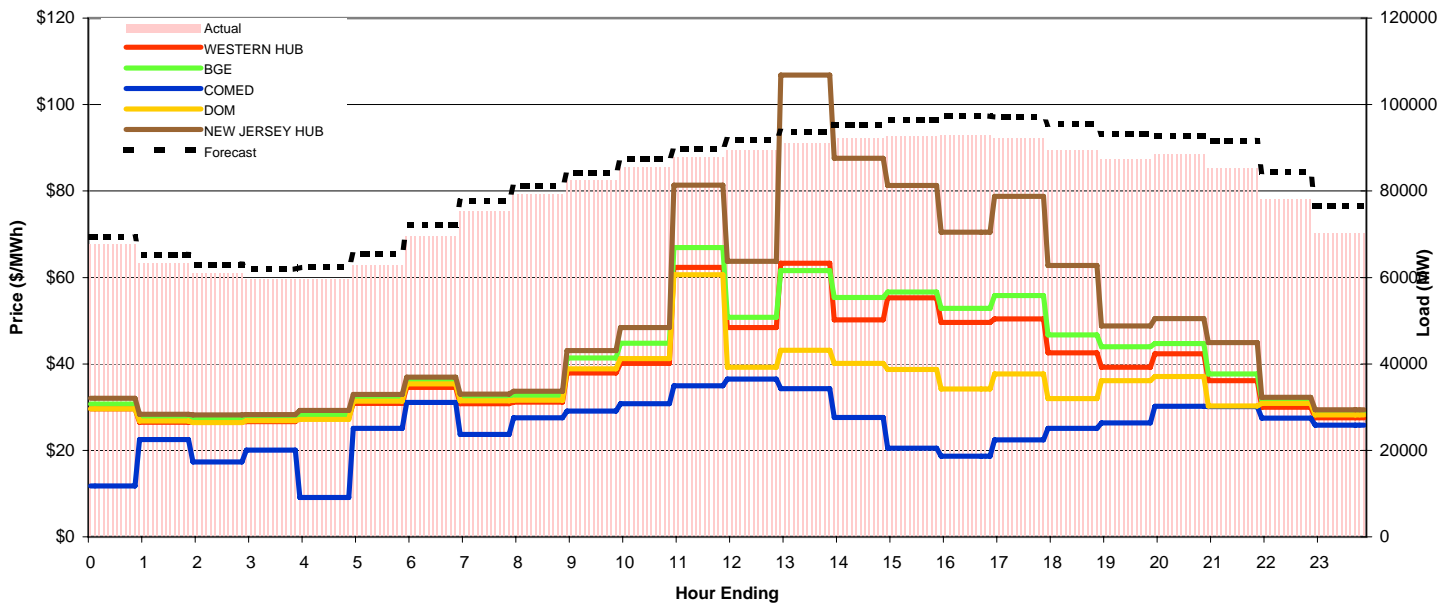
## Day-Ahead Prices and Forecast Load

	HE1	HE2	HE3	HE4	HE5	HE6	HE7	HE8	HE9	HE10	HE11	HE12	HE13	HE14	HE15	HE16	HE17	HE18	HE19	HE20	HE21	HE22	HE23	HE24	avg all/peak
WESTERN HUB	27.17	26.05	24.91	23.65	24.33	26.46	31.51	34.00	34.18	37.79	41.94	45.77	50.35	56.35	60.29	64.76	67.64	66.06	54.24	49.36	53.83	44.22	35.07	29.40	42 / 50
BGE	28.402	27.194	26.008	24.652	25.371	27.658	33.047	35.1	35.293	39.388	43.861	48.621	53.918	61.782	65.744	73.615	77.678	76.007	59.226	53.872	56.96	47.067	37.056	31.592	45 / 54
COMED	19.023	18.101	14.903	13.57	14.213	15.851	21.633	27.251	29.897	31.928	37.009	38.539	40.894	40.566	39.7	39.742	39.376	37.98	33.508	30.41	35.447	33.532	27.805	22.987	29 / 35
DOM	27.806	26.702	25.578	24.259	24.969	27.054	32.449	34.278	33.96	37.493	42.167	45.595	49.731	53.269	58.1	64.093	68.029	70.903	56.13	50.482	53.051	45.705	36.444	30.974	42 / 50
NEW JERSEY HUB	29.77	28.21	26.80	25.51	26.16	28.67	34.44	36.62	37.48	41.72	46.21	50.63	56.54	62.30	64.84	68.21	70.94	68.71	59.12	54.40	58.36	47.36	37.29	32.32	46 / 54
DA Forecast	69.3	65.3	63.0	61.9	62.3	65.4	72.1	77.6	81.2	84.2	87.4	89.8	91.8	93.7	95.3	96.4	97.4	97.1	95.5	93.2	92.7	91.7	84.5	76.6	83 / 91



## Preliminary Real-Time Prices with Forecasted and Actual System Load

	HE1	HE2	HE3	HE4	HE5	HE6	HE7	HE8	HE9	HE10	HE11	HE12	HE13	HE14	HE15	HE16	HE17	HE18	HE19	HE20	HE21	HE22	HE23	HE24	avg all/peak
WESTERN HUB	29.61	26.47	26.56	26.64	27.61	30.90	34.55	30.82	31.19	37.92	40.09	62.33	48.43	63.32	50.19	55.28	49.62	50.43	42.56	39.24	42.34	36.15	30.01	27.57	39 / 44
BGE	30.715	27.528	27.398	27.522	28.291	32.029	35.991	32.15	32.751	41.394	44.797	66.93	50.796	61.612	55.364	56.605	52.887	55.842	46.703	44.003	44.723	37.693	31.574	28.751	41 / 47
COMED	11.75	22.493	17.289	20.096	9.0903	25.085	31.125	23.695	27.503	29.13	30.809	34.917	36.479	34.265	27.592	20.502	18.665	22.425	25.068	26.378	30.19	30.111	27.494	25.871	25 / 28
DOM	29.628	26.826	26.462	26.851	27.192	31.39	35.391	31.43	31.632	38.836	41.256	60.649	39.27	43.162	40.107	38.702	34.17	37.644	32.013	36.089	37.096	30.254	30.847	28.174	35 / 38
NEW JERSEY HUB	32.02	28.33	28.23	28.25	29.25	32.91	36.91	33.03	33.70	43.10	48.40	81.33	63.72	106.81	87.60	81.30	70.48	78.74	62.80	48.78	50.46	44.91	32.25	29.36	51 / 60
Percent Forecast	-2.55	-3.19	-3.54	-3.98	-4.54	-4.12	-3.86	-3.10	-2.59	-2.19	-2.09	-2.17	-2.64	-2.97	-3.43	-3.86	-4.66	-5.43	-6.72	-6.68	-4.88	-7.46	-8.16	-9.15	
RTLoad	67.599	63.274	60.858	59.514	59.6	62.828	69.406	75.228	79.117	82.395	85.612	87.896	89.411	91.024	92.148	92.782	93.015	92.116	89.52	87.34	88.423	85.297	78.112	70.207	



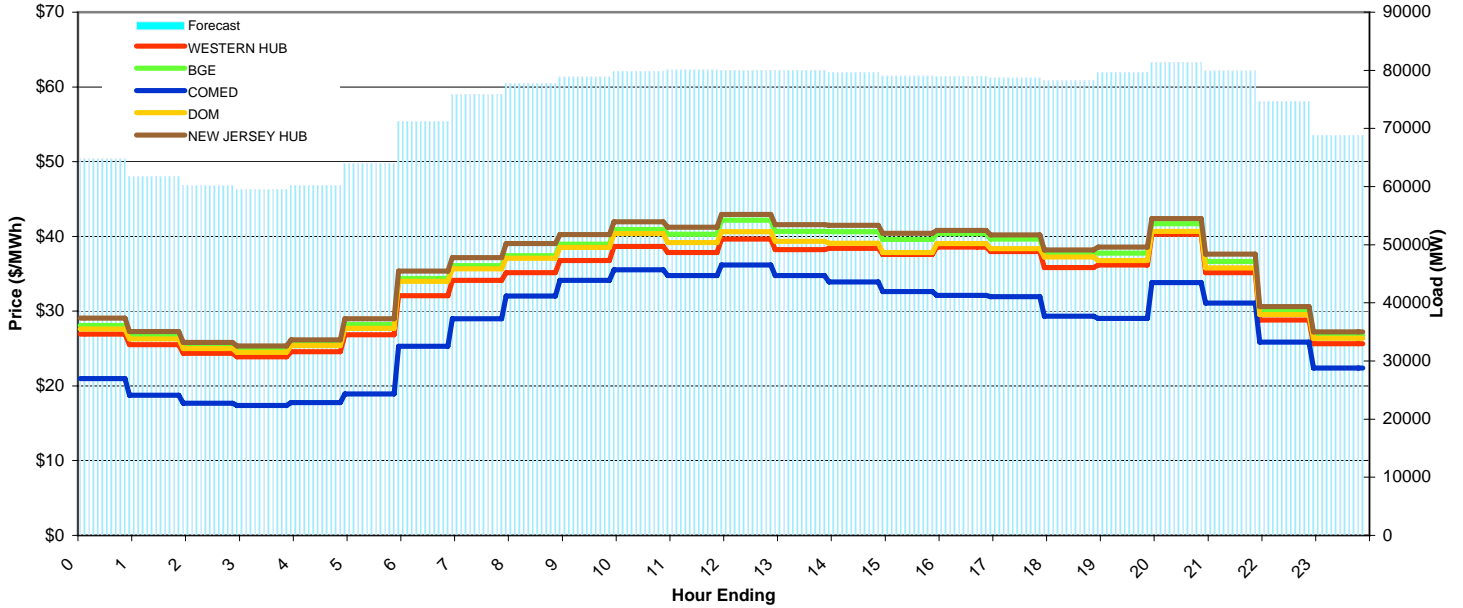
# PJM Daily Report

4/29/2009

Price Color Codes: <=0 >=100 >=200

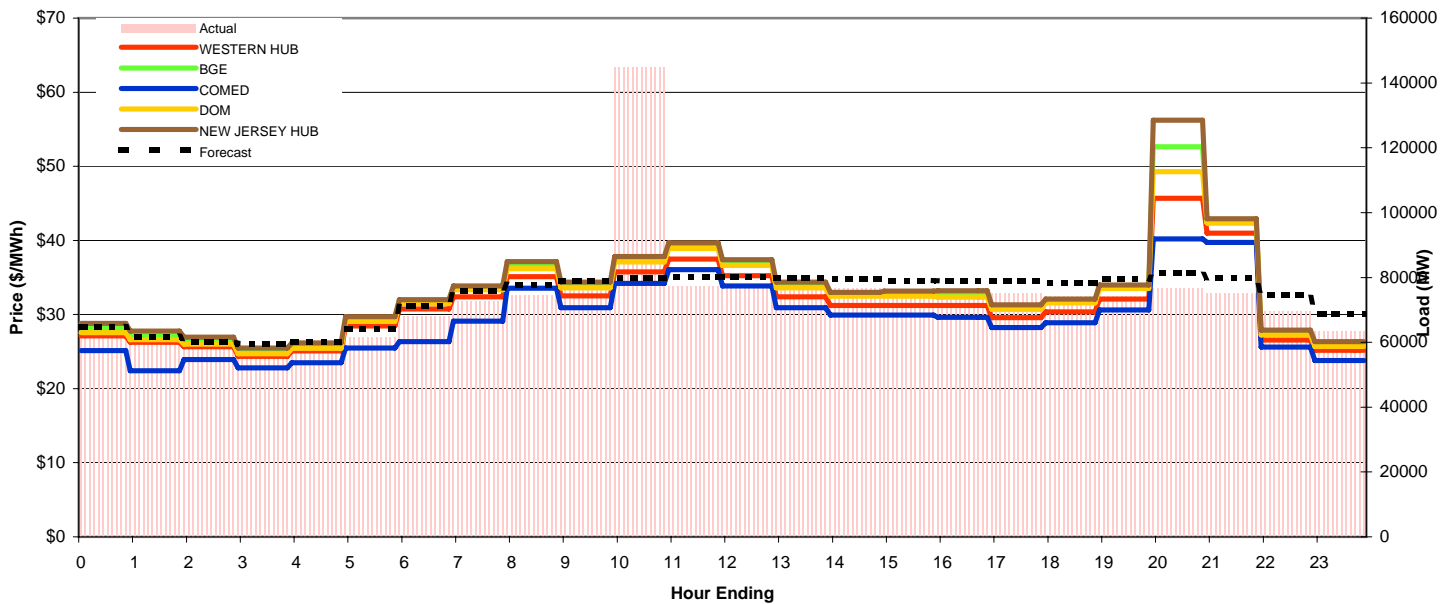
## Day-Ahead Prices and Forecast Load

	HE1	HE2	HE3	HE4	HE5	HE6	HE7	HE8	HE9	HE10	HE11	HE12	HE13	HE14	HE15	HE16	HE17	HE18	HE19	HE20	HE21	HE22	HE23	HE24	avg all/peak
WESTERN HUB	26.93	25.50	24.34	23.88	24.58	26.84	32.08	34.11	35.14	36.76	38.67	37.84	39.64	38.23	38.41	37.61	38.56	37.99	35.85	36.17	40.28	35.17	28.83	25.63	33 / 37
BGE	28.09	26.647	25.282	24.781	25.728	28.202	34.395	36.072	37.407	38.979	40.926	40.292	42.192	40.673	40.641	39.612	40.385	39.626	37.743	37.766	41.713	36.661	30.001	26.77	35 / 39
COMED	20.973	18.75	17.696	17.39	17.754	18.939	25.308	28.99	32.043	34.102	35.525	34.775	36.187	34.751	33.899	32.631	32.09	31.951	29.309	29.02	33.843	31.102	25.857	22.394	28 / 32
DOM	27.634	26.3	24.991	24.502	25.409	27.693	33.978	35.645	37.091	38.531	40.355	39.174	40.609	39.338	39.096	37.85	39.061	38.374	37.268	36.789	40.684	35.809	29.531	26.366	34 / 38
NEW JERSEY HUB	29.09	27.28	25.83	25.33	26.17	28.98	35.37	37.17	39.03	40.23	41.94	41.21	42.96	41.59	41.49	40.40	40.78	40.21	38.19	38.58	42.40	37.64	30.60	27.22	36 / 40
DA Forecast	64.8	61.8	60.2	59.6	60.2	64.0	71.2	75.9	77.8	78.9	79.9	80.1	80.0	80.0	79.7	79.1	79.0	78.7	78.2	79.7	81.4	79.9	74.6	68.8	74 / 79



## Preliminary Real-Time Prices with Forecasted and Actual System Load

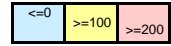
	HE1	HE2	HE3	HE4	HE5	HE6	HE7	HE8	HE9	HE10	HE11	HE12	HE13	HE14	HE15	HE16	HE17	HE18	HE19	HE20	HE21	HE22	HE23	HE24	avg all/peak
WESTERN HUB	27.10	26.25	25.63	24.37	25.10	28.47	30.73	32.39	35.12	32.50	35.77	37.48	35.25	32.39	31.20	31.24	31.21	29.58	30.34	32.11	45.71	40.96	26.58	25.18	31 / 34
BGE	28.108	27.138	26.401	25.091	25.848	29.485	31.938	33.73	36.605	33.972	37.389	39.138	36.798	33.784	32.589	32.729	32.713	31.021	31.857	33.738	52.628	42.368	27.413	25.959	33 / 36
COMED	25.133	22.393	23.932	22.797	23.477	25.471	26.358	29.091	33.535	30.916	34.191	36.048	33.871	30.906	29.92	29.91	29.617	28.223	28.904	30.619	40.185	39.722	25.619	23.811	29 / 32
DOM	27.543	26.618	26.005	24.705	25.455	29.041	31.479	33.342	36.205	33.59	37.099	38.899	36.627	33.606	32.459	32.473	32.352	30.723	31.578	33.491	49.29	42.36	27.264	25.7	32 / 35
NEW JERSEY HUB	28.81	27.78	26.95	25.47	26.17	29.70	32.00	33.86	37.13	34.36	37.85	39.67	37.38	34.38	33.00	33.18	33.19	31.33	32.09	33.97	56.23	42.93	27.90	26.35	33 / 36
Percent Forecast	-0.46	-1.46	-2.30	-3.19	-3.68	-4.17	-4.64	-4.60	-4.20	-4.00	44.82	-3.45	-3.50	-3.50	-3.75	-4.01	-4.33	-4.67	-5.22	-7.15	-6.20	-6.49	-7.28	-8.82	
RTLoad	64.505	60.895	58.821	57.728	58.063	61.402	68.082	72.585	74.625	75.856	144.7	77.406	77.34	77.271	76.816	76.021	75.685	75.207	74.346	74.338	76.671	75.054	69.582	63.268	



# PJM Daily Report

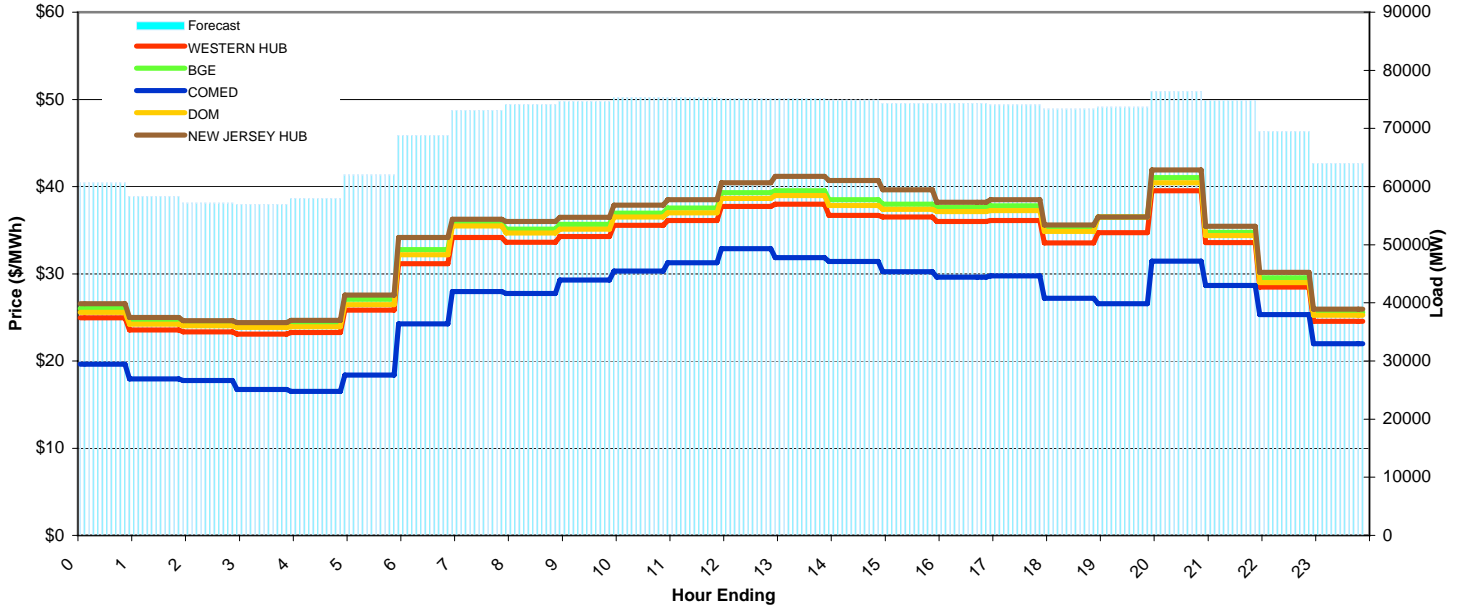
4/30/2009

Price Color Codes:



## Day-Ahead Prices and Forecast Load

	HE1	HE2	HE3	HE4	HE5	HE6	HE7	HE8	HE9	HE10	HE11	HE12	HE13	HE14	HE15	HE16	HE17	HE18	HE19	HE20	HE21	HE22	HE23	HE24	avg all/peak
WESTERN HUB	24.96	23.55	23.35	23.09	23.28	25.85	31.15	34.18	33.60	34.27	35.56	36.09	37.73	37.97	36.68	36.53	36.01	36.09	33.56	34.71	39.52	33.57	28.48	24.54	32 / 35
BGE	26.035	24.56	24.293	24.074	24.268	27.073	32.775	35.798	35.112	35.653	36.969	37.55	39.295	39.508	38.502	37.998	37.615	37.816	35.154	36.521	41.032	34.758	29.53	25.592	33 / 37
COMED	19.627	17.95	17.748	16.722	16.502	18.38	24.255	27.954	27.746	29.297	30.328	31.274	32.884	31.851	31.419	30.238	29.614	29.758	27.2	26.555	31.463	28.676	25.305	21.972	26 / 29
DOM	25.595	24.223	24.024	23.856	23.929	26.463	32.187	35.495	34.665	35.121	36.513	36.996	38.631	38.978	37.848	37.377	37.127	37.259	34.879	36.521	40.454	34.37	28.988	25.24	33 / 36
NEW JERSEY HUB	26.58	24.97	24.62	24.39	24.67	27.58	34.15	36.27	35.98	36.46	37.86	38.48	40.43	41.19	40.70	39.62	38.21	38.48	35.61	36.51	41.90	35.47	30.17	25.93	34 / 38
DA Forecast	60.7	58.3	57.2	57.0	58.0	62.1	68.9	73.1	74.2	74.6	75.3	75.3	75.1	75.2	74.9	74.4	74.3	74.1	73.3	73.7	76.3	74.8	69.5	64.0	70 / 74



## Preliminary Real-Time Prices with Forecasted and Actual System Load

	HE1	HE2	HE3	HE4	HE5	HE6	HE7	HE8	HE9	HE10	HE11	HE12	HE13	HE14	HE15	HE16	HE17	HE18	HE19	HE20	HE21	HE22	HE23	HE24	avg all/peak
WESTERN HUB	24.06	22.57	22.09	20.58	23.87	26.86	31.22	31.63	30.29	32.01	46.47	37.87	41.76	33.24	31.37	33.12	34.45	41.29	30.86	33.54	35.48	35.89	27.98	25.64	31 / 35
BGE	24.764	23.187	22.681	21.146	24.553	27.628	32.223	32.94	31.252	32.994	47.774	38.886	42.856	34.189	32.373	34.158	35.539	42.376	31.683	34.613	39.104	36.891	28.789	26.325	32 / 36
COMED	22.686	21.269	20.774	19.285	22.32	24.924	25.284	27.457	28.145	29.88	43.51	35.491	39.023	31.163	29.183	29.62	31.497	37.3	28.53	31.105	31.427	33.28	26.432	23.824	29 / 32
DOM	24.498	23.007	22.531	20.986	24.359	27.271	31.755	32.771	30.791	32.507	47.104	38.286	42.183	33.728	31.846	33.442	34.937	41.691	31.25	34.128	37.271	36.505	28.454	25.889	32 / 35
NEW JERSEY HUB	25.10	23.38	22.91	21.41	24.81	28.01	32.58	33.27	32.03	33.77	49.13	40.12	44.36	35.38	33.45	35.23	36.54	43.52	32.54	35.51	41.63	37.89	29.59	27.03	33 / 37
Percent Forecast	-3.65	-4.01	-4.59	-5.18	-5.24	-4.96	-3.88	-2.28	-0.73	0.57	1.45	2.11	2.19	1.98	1.77	1.49	1.07	1.02	1.06	1.23	0.91	0.49	0.38	-0.18	
RTLoad	58.55	56.024	54.669	54.187	55.117	59.124	66.305	71.469	73.693	75.073	76.441	76.932	76.812	76.69	76.252	75.484	75.088	74.859	74.131	74.614	77.026	75.167	69.74	63.89	

