

PJM Daily Report

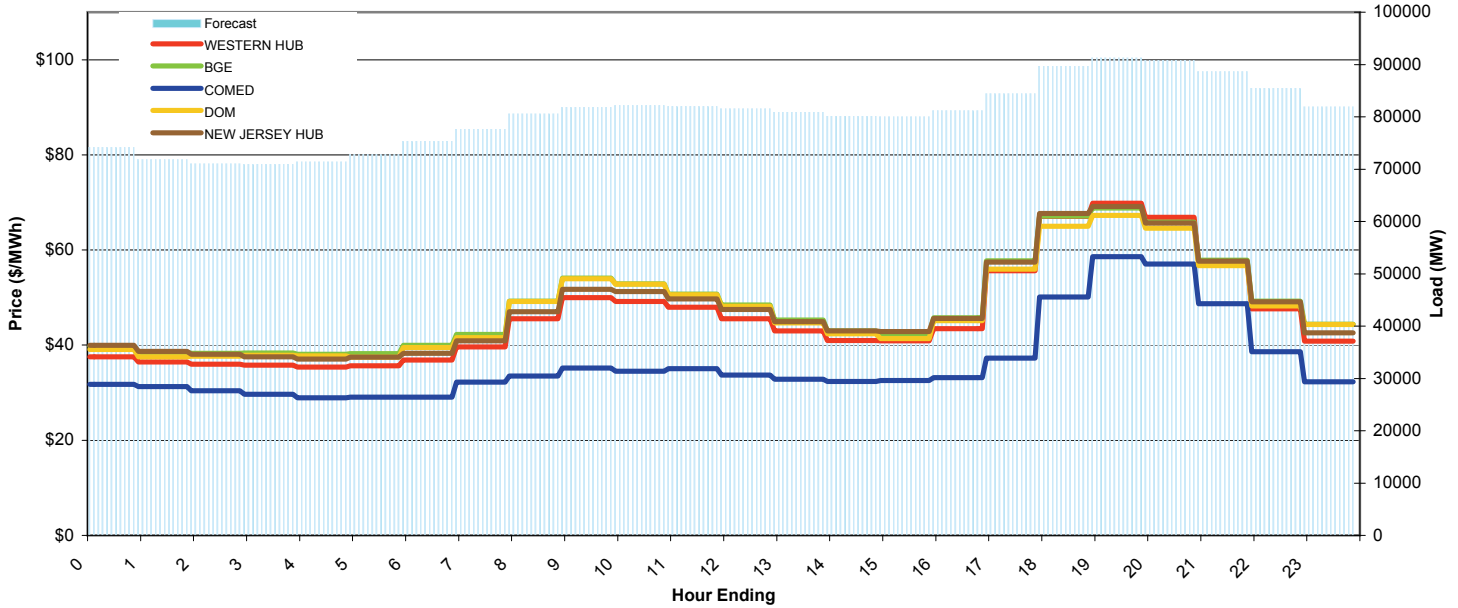
Report for: 3/1/2009

Price Color Codes:

<=0	>=100	>=200
-----	-------	-------

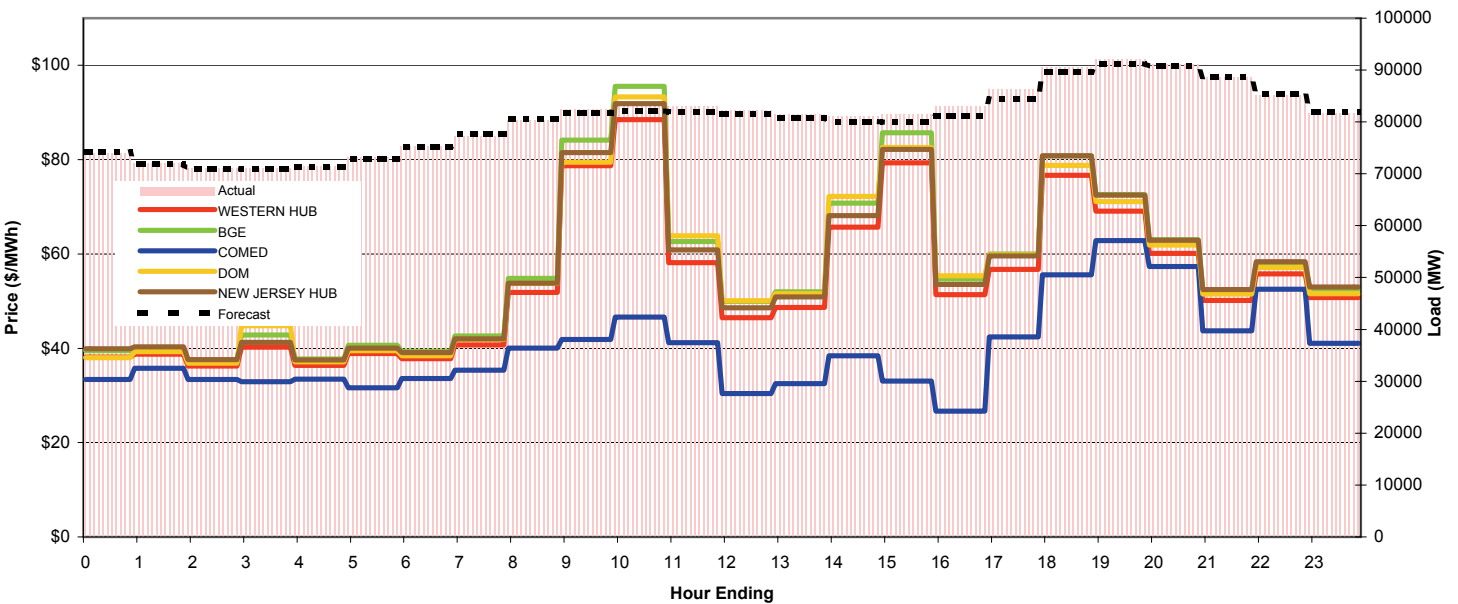
Day-Ahead Prices and Forecast Load

	HE1	HE2	HE3	HE4	HE5	HE6	HE7	HE8	HE9	HE10	HE11	HE12	HE13	HE14	HE15	HE16	HE17	HE18	HE19	HE20	HE21	HE22	HE23	HE24	avg all/peak
WESTERN HUB	37.57	36.49	36.02	35.77	35.42	35.68	36.90	39.62	45.52	50.00	49.17	48.00	45.53	43.01	41.00	40.92	43.47	55.66	67.11	69.82	66.91	57.50	47.66	40.82	46 / 51
BGE	39.73	38.479	38.259	38.338	38.102	38.213	39.958	42.24	49.256	54.079	52.857	50.761	48.417	45.311	43.002	42.346	45.768	57.748	67.128	68.824	65.88	57.883	49.244	44.432	48 / 53
COMED	31.734	31.298	30.417	29.636	28.903	29.046	29.079	32.212	33.488	35.213	34.517	35.065	33.712	32.803	32.347	32.535	33.165	37.239	50.114	58.609	57.06	48.728	38.617	32.265	36 / 39
DOM	39.08	37.547	37.664	37.866	37.717	37.468	39.497	41.61	49.172	53.981	52.81	50.625	48.162	44.705	42.377	41.38	45.111	55.991	65.02	67.261	64.554	56.687	48.272	44.327	47 / 52
NEW JERSEY HUB	39.99	38.67	38.07	37.53	37.04	37.46	38.27	40.90	47.01	51.74	51.23	49.71	47.52	44.94	43.00	42.86	45.60	57.47	67.71	69.17	65.68	57.69	49.09	42.61	48 / 52
DA Forecast	74.1	71.8	71.0	70.9	71.3	72.8	75.3	77.7	80.5	81.8	82.1	82.0	81.6	80.8	80.1	80.0	81.1	84.4	89.7	91.2	90.7	88.7	85.4	81.9	80 / 84



Preliminary Real-Time Prices with Forecasted and Actual System Load

	HE1	HE2	HE3	HE4	HE5	HE6	HE7	HE8	HE9	HE10	HE11	HE12	HE13	HE14	HE15	HE16	HE17	HE18	HE19	HE20	HE21	HE22	HE23	HE24	avg all/peak
WESTERN HUB	38.14	38.76	36.24	40.26	36.39	38.91	37.77	40.69	51.82	78.70	88.52	58.14	46.46	48.65	65.65	79.33	51.37	56.71	76.69	69.05	60.13	50.18	55.81	50.76	54 / 61
BGE	39.52	40.075	37.523	42.848	37.762	40.656	39.331	42.599	54.821	84.163	95.57	62.625	49.968	51.989	70.766	85.735	54.666	59.979	80.798	72.592	63.008	52.307	57.994	52.581	57 / 65
COMED	33.366	35.788	33.394	32.886	33.424	31.624	33.596	35.344	40.009	41.881	46.646	41.18	30.4	32.509	38.424	33.065	26.681	42.403	55.598	62.834	57.309	43.679	52.503	41.044	40 / 43
DOM	38.025	39.293	36.822	44.754	37.148	39.511	38.418	41.887	53.745	79.437	93.33	63.874	50.104	51.577	72.18	82.596	55.383	59.794	78.783	71.1	61.861	51.496	57.163	51.599	56 / 64
NEW JERSEY HUB	39.91	40.31	37.61	41.24	37.55	40.06	39.06	42.03	53.78	81.53	91.86	60.89	48.56	50.87	68.11	82.16	53.52	59.57	80.81	72.50	62.92	52.43	58.39	53.03	56 / 64
Percent Forecast	-0.26	0.30	0.20	0.31	0.25	0.49	-0.12	-0.57	-0.42	0.71	1.11	1.21	0.92	0.79	1.18	1.74	2.31	2.19	0.86	0.94	0.38	0.01	-0.45	-0.43	
RTLoad	73.953	72.035	71.142	71.13	71.526	73.131	75.188	77.223	80.19	82.367	83.068	82.972	82.311	81.49	81.057	81.392	83.053	86.284	90.473	92.098	91.09	88.658	85.053	81.562	



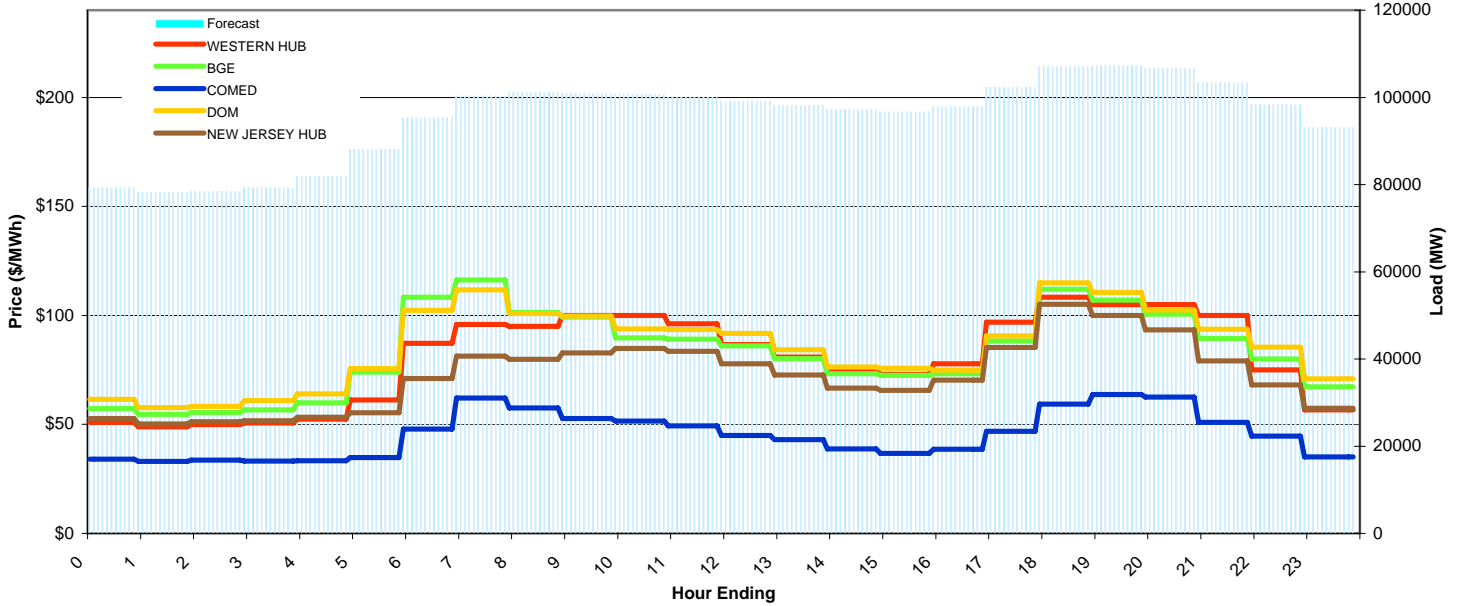
PJM Daily Report

Report for: 3/2/2009

Price Color Codes: <=0 >=100 >=200

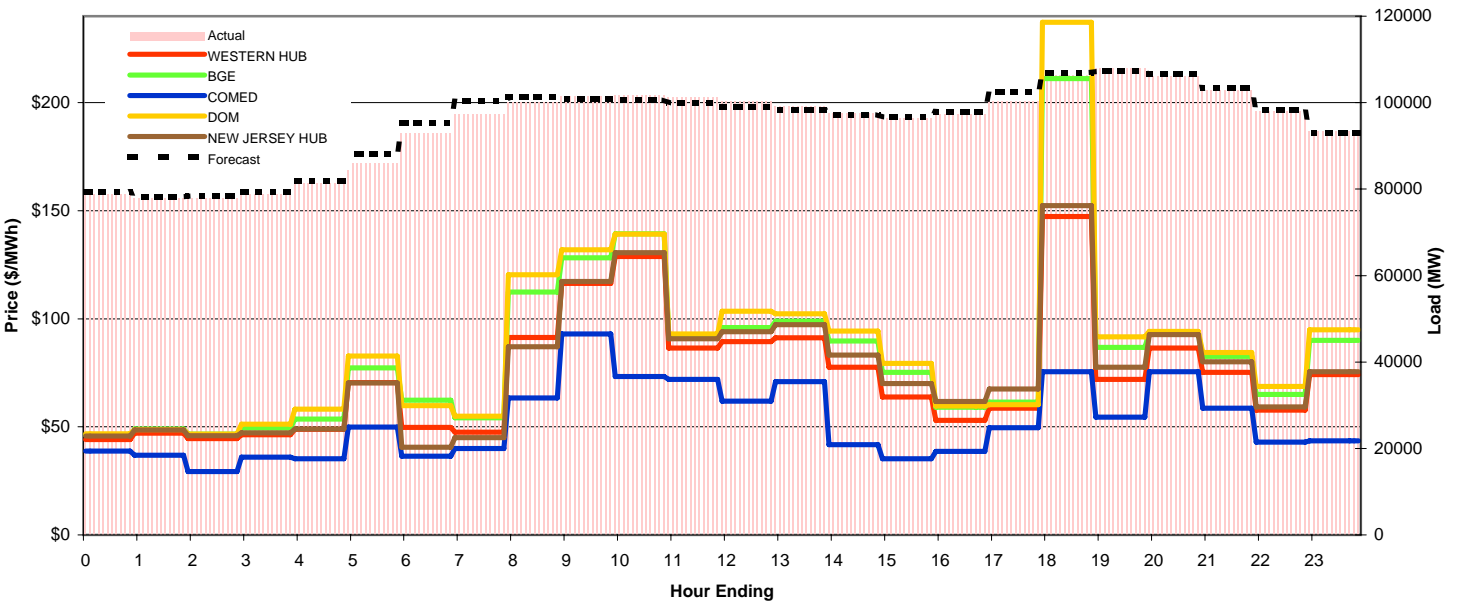
Day-Ahead Prices and Forecast Load

	HE1	HE2	HE3	HE4	HE5	HE6	HE7	HE8	HE9	HE10	HE11	HE12	HE13	HE14	HE15	HE16	HE17	HE18	HE19	HE20	HE21	HE22	HE23	HE24	avg all/peak
WESTERN HUB	50.88	48.82	49.93	50.62	52.44	61.23	87.23	95.78	95.04	100.00	100.00	96.08	86.59	80.95	74.60	73.01	77.77	96.82	108.33	105.00	105.00	100.00	75.00	56.61	80 / 92
BGE	57.25	54.626	55.461	56.623	59.827	73.983	108.27	116.32	101.29	99.256	89.73	89.164	85.973	80.088	73.281	72.505	73.202	88.25	112.03	107.04	100.48	89.325	79.945	67.263	83 / 91
COMED	34.051	32.981	33.629	33.103	33.366	34.826	47.809	62.147	57.496	52.712	51.565	49.336	44.917	42.999	38.684	36.707	38.671	46.855	59.343	63.667	62.554	51	44.621	35.022	45 / 50
DOM	61.486	57.716	58.297	60.845	64.004	75.624	102.32	111.77	100.89	99.717	93.736	93.499	91.785	84.22	76.325	75.707	74.91	90.606	114.93	110.53	102.44	93.64	85.421	70.946	85 / 94
NEW JERSEY HUB	52.62	50.14	51.23	51.70	53.23	55.28	71.03	81.36	79.87	82.84	84.84	83.48	77.77	72.71	66.70	65.66	70.30	85.22	105.15	100.00	93.41	79.13	68.11	57.32	72 / 81
DA Forecast	79.3	78.1	78.4	79.3	81.8	88.1	95.3	100.3	101.2	100.9	100.6	100.0	99.0	98.2	97.2	96.7	97.9	102.4	107.0	107.3	106.5	103.4	98.3	93.0	95 / 101



Preliminary Real-Time Prices with Forecasted and Actual System Load

	HE1	HE2	HE3	HE4	HE5	HE6	HE7	HE8	HE9	HE10	HE11	HE12	HE13	HE14	HE15	HE16	HE17	HE18	HE19	HE20	HE21	HE22	HE23	HE24	avg all/peak
WESTERN HUB	44.14	47.04	44.60	46.38	48.88	70.52	49.79	47.59	91.40	116.36	128.76	86.54	89.38	91.15	77.54	63.85	52.96	58.61	147.25	72.00	86.45	75.19	57.81	74.20	74 / 84
BGE	46.225	48.959	46.602	49.389	53.586	77.278	62.365	54.116	112.34	128.25	139.25	92.331	96.007	98.848	89.721	75.216	59.128	61.489	211.07	86.699	93.444	82.565	64.956	90.081	84 / 97
COMED	38.834	36.798	29.315	35.914	35.227	49.848	36.417	39.931	63.365	93.017	73.252	71.913	61.826	70.846	41.72	35.223	38.711	49.563	75.496	54.486	75.509	58.587	42.953	43.572	52 / 59
DOM	46.764	48.755	46.695	51.251	58.144	82.836	59.751	54.914	120.38	131.98	139.17	93.004	103.43	102.33	94.32	79.39	59.615	60.292	237.19	91.611	94.167	84.43	68.769	94.859	88 / 101
NEW JERSEY HUB	45.72	48.62	45.92	47.28	49.04	70.30	40.63	45.05	87.01	117.28	130.55	90.77	94.06	97.28	83.21	70.01	61.74	67.52	152.40	77.61	92.65	80.04	59.21	75.47	76 / 88
Percent Forecast	-0.74	-0.54	-0.84	-0.66	-0.75	-2.55	-2.72	-3.15	-1.15	0.58	1.02	1.13	1.22	0.97	0.41	-0.33	-0.68	-2.00	-0.73	0.64	-0.34	-0.52	-0.26	0.38	
RTLload	78.701	77.724	77.725	78.766	81.195	85.875	92.811	97.263	100.04	101.5	101.67	101.12	100.22	99.177	97.577	96.362	97.193	100.4	106.22	107.94	106.18	102.82	98.038	93.383	



PJM Daily Report

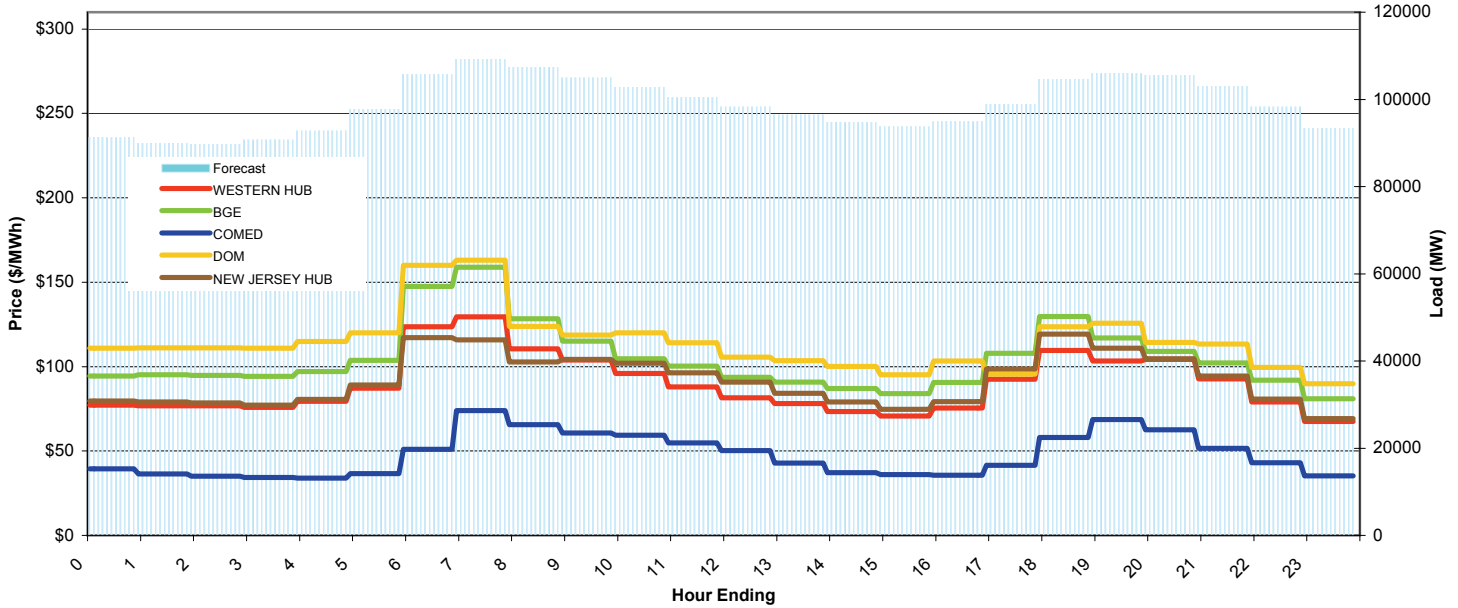
Report for: 3/3/2009

Price Color Codes:

<=0	>=100	>=200
-----	-------	-------

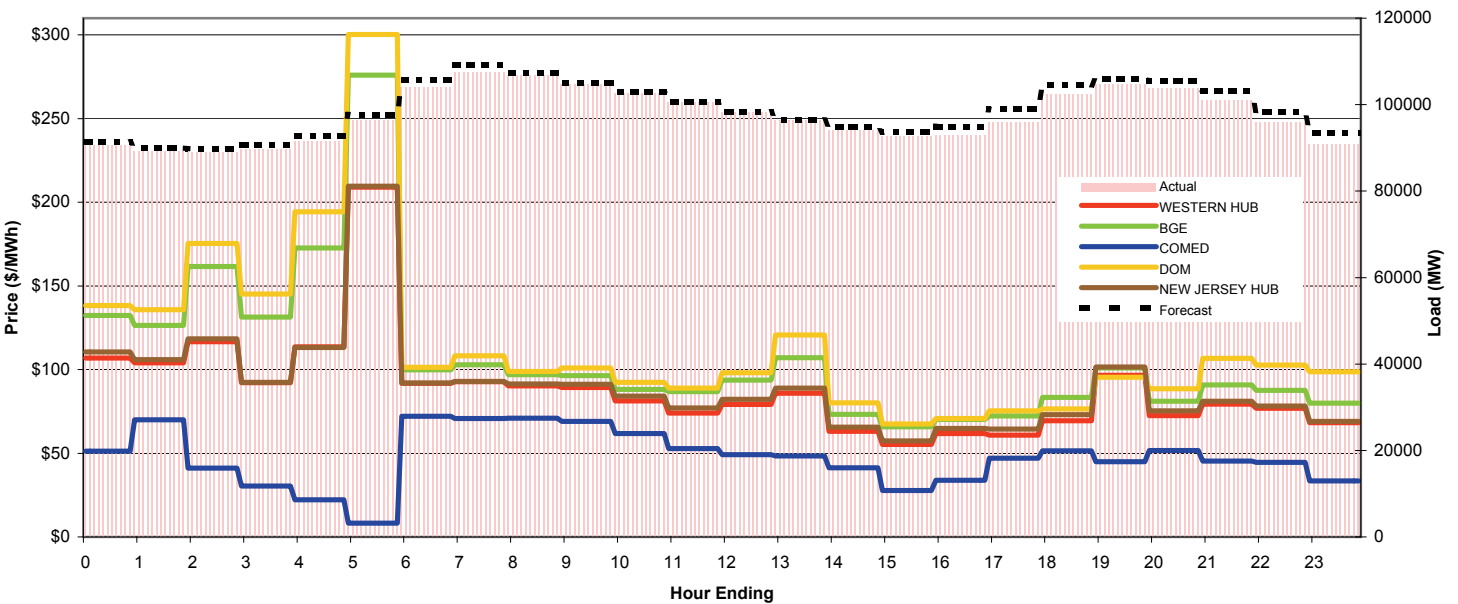
Day-Ahead Prices and Forecast Load

	HE1	HE2	HE3	HE4	HE5	HE6	HE7	HE8	HE9	HE10	HE11	HE12	HE13	HE14	HE15	HE16	HE17	HE18	HE19	HE20	HE21	HE22	HE23	HE24	avg all/peak
WESTERN HUB	77.16	76.76	76.77	75.86	79.40	87.15	123.55	129.46	110.57	103.91	95.89	88.01	81.52	78.03	73.32	70.68	75.43	92.45	109.66	103.38	104.29	92.76	79.14	67.59	90 / 93
BGE	94.37	95.126	94.721	94.318	97.158	103.66	147.49	158.94	128.37	115.1	104.74	100.35	93.63	90.845	86.941	84.08	90.648	107.94	129.66	116.99	109.11	102.27	91.879	80.998	105 / 107
COMED	39.366	36.363	35.14	34.362	33.974	36.57	51.083	74.03	65.539	60.675	59.339	54.734	50.282	42.93	37.216	35.967	35.555	41.555	57.988	68.555	62.485	51.648	43.085	35.342	48 / 53
DOM	110.97	111.18	111.13	110.97	114.81	120.1	160	163.11	123.8	118.73	120.02	114.13	105.63	103.48	100.03	95.257	103.36	95.502	123.69	125.7	114.38	113.45	99.495	89.957	115 / 114
NEW JERSEY HUB	79.67	78.99	78.49	77.24	80.58	89.06	117.11	115.79	102.79	104.34	102.04	96.33	90.86	84.16	79.07	74.78	79.35	98.57	119.17	110.97	104.75	94.41	80.72	69.14	92 / 96
DA Forecast	91.3	89.9	89.8	90.7	92.7	97.7	105.7	109.2	107.3	105.0	102.8	100.5	98.2	96.4	94.8	93.7	94.9	98.9	104.6	106.0	105.5	103.1	98.3	93.4	99 / 101



Preliminary Real-Time Prices with Forecasted and Actual System Load

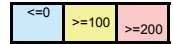
	HE1	HE2	HE3	HE4	HE5	HE6	HE7	HE8	HE9	HE10	HE11	HE12	HE13	HE14	HE15	HE16	HE17	HE18	HE19	HE20	HE21	HE22	HE23	HE24	avg all/peak
WESTERN HUB	106.97	104.12	116.62	92.12	113.54	209.05	91.84	92.72	90.29	89.37	81.24	74.01	79.14	85.87	63.03	55.22	61.68	60.85	69.43	96.53	72.52	79.36	76.82	68.37	89 / 77
BGE	132.24	126.4	161.64	131.32	172.6	276.03	99.818	102.81	96.901	96.352	88.104	86.801	93.751	107.08	73.288	65.824	70.253	72.368	83.443	100.97	80.998	90.914	87.672	79.914	107 / 87
COMED	51.307	70.084	41.023	30.361	22.095	8.2569	72.013	70.795	70.911	68.955	61.695	52.689	49.206	48.459	41.377	27.817	33.789	47.008	51.408	44.886	51.594	45.325	44.604	33.477	47 / 51
DOM	138.27	135.81	175.31	145.2	194.33	300.29	101.4	108.18	98.948	100.94	92.314	88.891	98.089	120.65	80.184	67.483	70.772	75.418	76.581	95.48	88.48	106.66	102.67	98.587	115 / 92
NEW JERSEY HUB	110.58	105.96	118.34	92.31	113.19	209.64	91.97	93.01	91.48	91.27	84.08	77.05	82.25	88.99	65.59	57.33	64.85	64.49	72.97	101.63	75.38	81.14	78.19	69.00	91 / 79
Percent Forecast	-0.88	-0.77	-0.87	-1.25	-1.36	-1.29	-1.55	-1.55	-0.61	-0.31	-0.18	0.05	0.08	-0.15	-0.78	-1.28	-2.26	-3.24	-2.23	-1.20	-1.71	-2.10	-2.47	-2.73	
RTLload	90.464	89.226	88.999	89.616	91.506	96.479	104.11	107.52	106.69	104.66	102.64	100.54	98.314	96.304	94.042	92.548	92.797	95.783	102.3	104.75	103.69	100.94	95.896	90.915	



PJM Daily Report

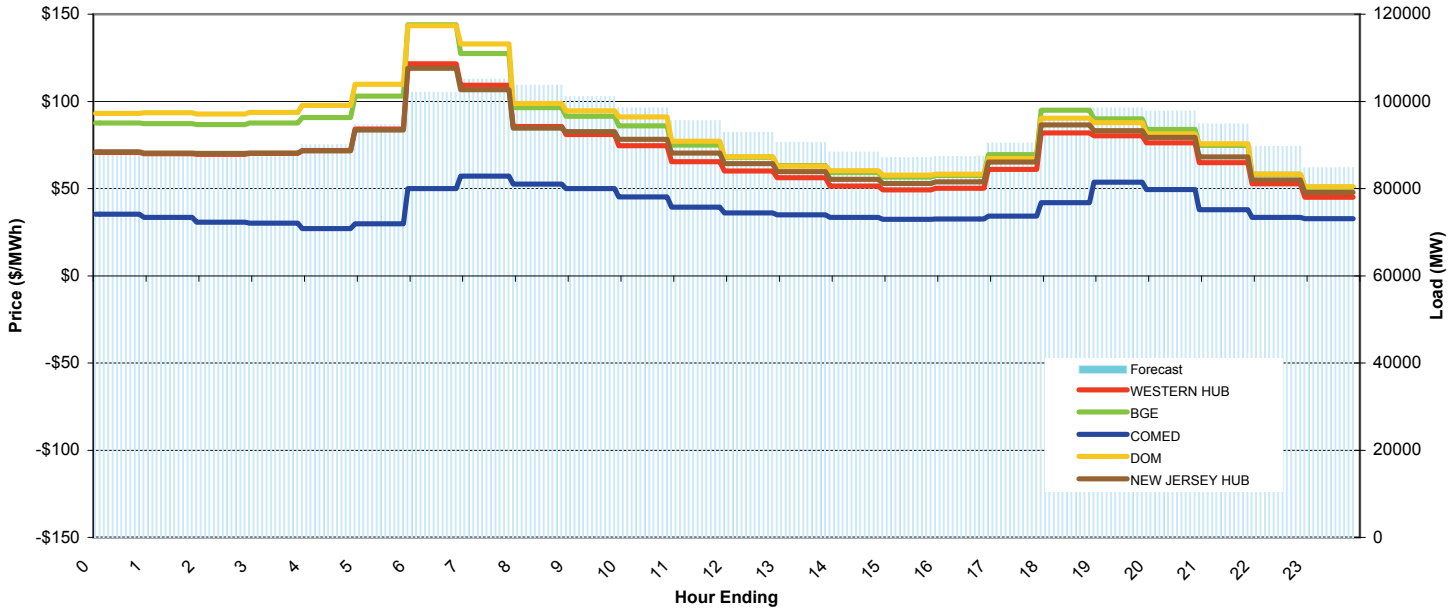
Report for: 3/4/2009

Price Color Codes:



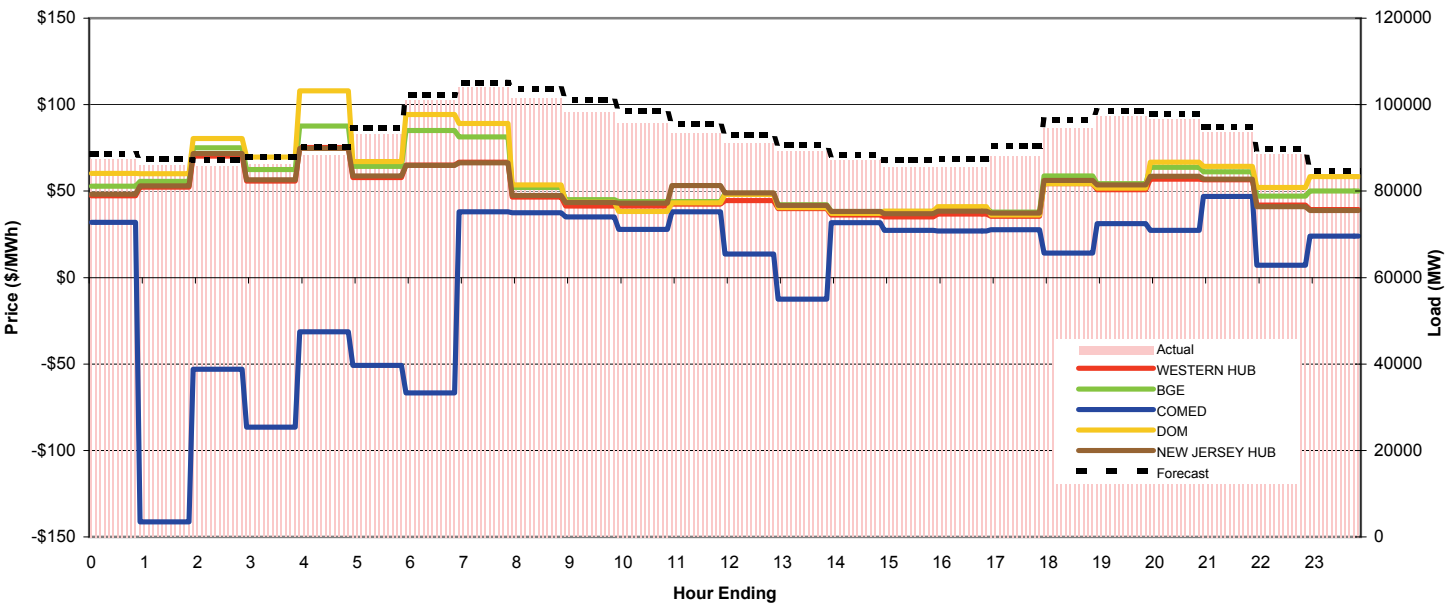
Day-Ahead Prices and Forecast Load

	HE1	HE2	HE3	HE4	HE5	HE6	HE7	HE8	HE9	HE10	HE11	HE12	HE13	HE14	HE15	HE16	HE17	HE18	HE19	HE20	HE21	HE22	HE23	HE24	avg all/peak
WESTERN HUB	70.70	70.02	69.71	70.14	71.83	84.15	121.50	109.19	85.62	80.96	74.57	65.43	60.00	56.17	51.43	49.32	50.23	61.05	82.01	80.35	76.21	64.92	52.78	45.11	71 / 69
BGE	87.663	87.227	86.744	87.66	90.719	103	143.88	127.49	96.347	91.46	86.04	74.916	68.026	63.195	59.22	56.553	57.475	69.498	94.972	90.069	83.966	74.787	58.262	50.79	83 / 78
COMED	35.314	33.44	30.795	30.208	26.974	29.812	50.021	57.217	52.642	49.922	45.302	39.418	36.143	34.94	33.482	32.305	32.633	34.129	41.883	53.671	49.38	37.953	33.543	32.782	39 / 42
DOM	93.035	93.408	92.812	93.718	97.795	109.85	143.45	132.9	98.777	94.608	91.095	77.205	68.306	62.798	60.314	57.776	58.327	67.287	90.337	87.801	81.449	75.778	58.24	51.037	85 / 79
NEW JERSEY HUB	71.19	70.46	70.20	70.30	71.60	83.54	118.94	106.61	84.69	82.58	78.17	70.30	64.30	59.72	55.39	52.96	53.83	65.16	86.48	83.27	79.38	68.12	54.99	47.78	73 / 72
DA Forecast	88.5	87.4	87.1	88.0	90.1	94.6	102.1	105.1	103.7	101.1	98.5	95.5	92.9	90.6	88.4	87.1	87.4	90.4	96.4	98.5	97.8	94.8	89.7	84.8	93 / 95



Preliminary Real-Time Prices with Forecasted and Actual System Load

	HE1	HE2	HE3	HE4	HE5	HE6	HE7	HE8	HE9	HE10	HE11	HE12	HE13	HE14	HE15	HE16	HE17	HE18	HE19	HE20	HE21	HE22	HE23	HE24	avg all/peak
WESTERN HUB	47.28	52.21	70.18	55.82	75.24	57.81	65.03	66.63	46.55	41.40	41.30	42.50	44.42	39.89	36.17	35.15	36.67	35.37	54.33	50.75	56.85	56.56	41.92	39.33	50 / 45
BGE	52.762	55.548	75.073	62.41	87.701	64.259	85.024	81.288	52.026	45.107	43.969	44.045	48.794	42.037	38.138	38.142	40.296	37.876	58.721	54.363	63.802	61.233	47.016	49.985	55 / 50
COMED	31.885	-141.2	-53.02	-86.52	-31.41	-50.81	-66.67	37.957	37.565	35.076	27.769	37.988	13.633	-12.52	31.719	27.357	26.953	27.634	14.167	31.137	27.356	46.908	7.1698	23.904	2 / 26
DOM	60.325	60.051	80.46	69.685	107.91	67.095	94.357	89.053	53.594	43.56	38.126	43.239	48.048	40.512	37.02	38.328	40.962	36.18	54.261	51.785	66.766	64.224	52.055	58.405	58 / 50
NEW JERSEY HUB	48.17	53.05	71.65	56.53	74.68	58.82	64.92	66.43	47.50	43.39	43.11	53.27	49.00	41.72	38.21	36.91	38.44	37.23	56.22	53.55	58.62	56.86	40.93	38.78	51 / 48
Percent Forecast	-1.30	-1.63	-1.74	-2.17	-2.09	-1.49	-1.07	-0.95	-2.18	-2.91	-2.88	-2.35	-2.02	-1.63	-1.52	-2.04	-2.16	-2.56	-2.07	-1.36	-1.29	-1.25	-1.22	-1.85	
RTLLoad	87.396	85.983	85.648	86.105	88.221	93.198	101.05	104.08	101.51	98.239	95.712	93.349	91.071	89.138	87.061	85.403	85.5	88.138	94.483	97.162	96.526	93.654	88.631	83.252	



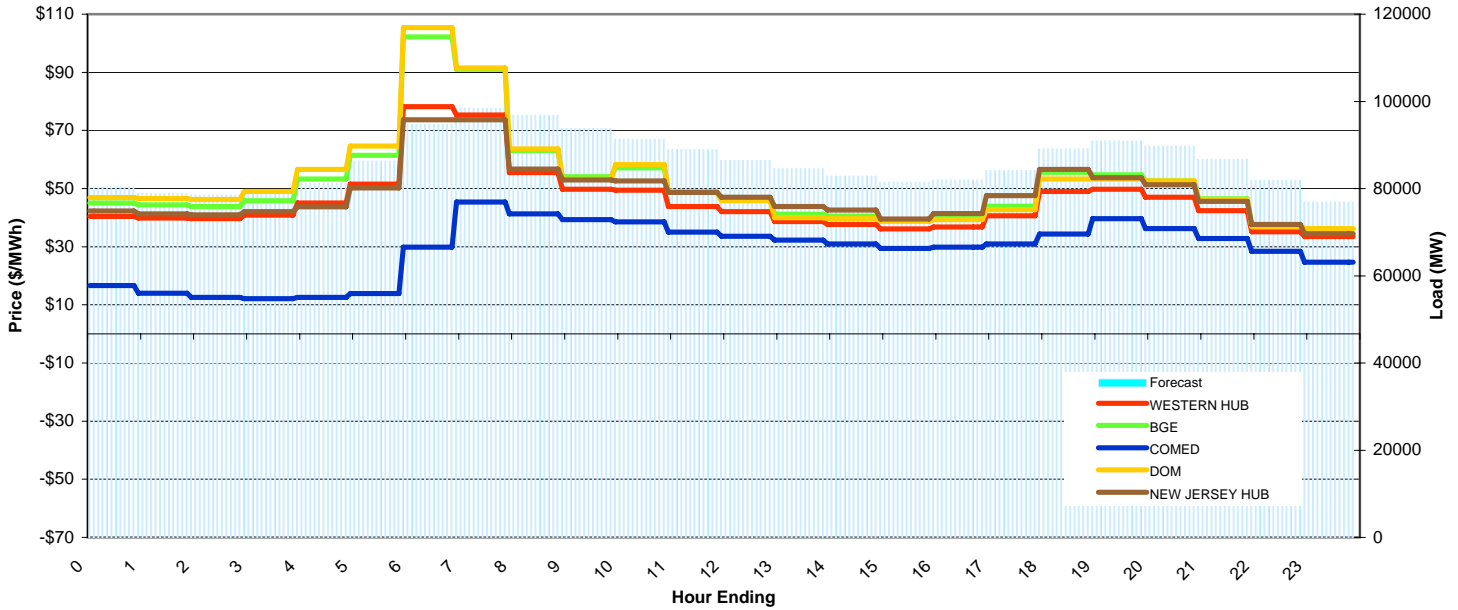
PJM Daily Report

Report for: 3/5/2009

Price Color Codes: <=0 >=100 >=200

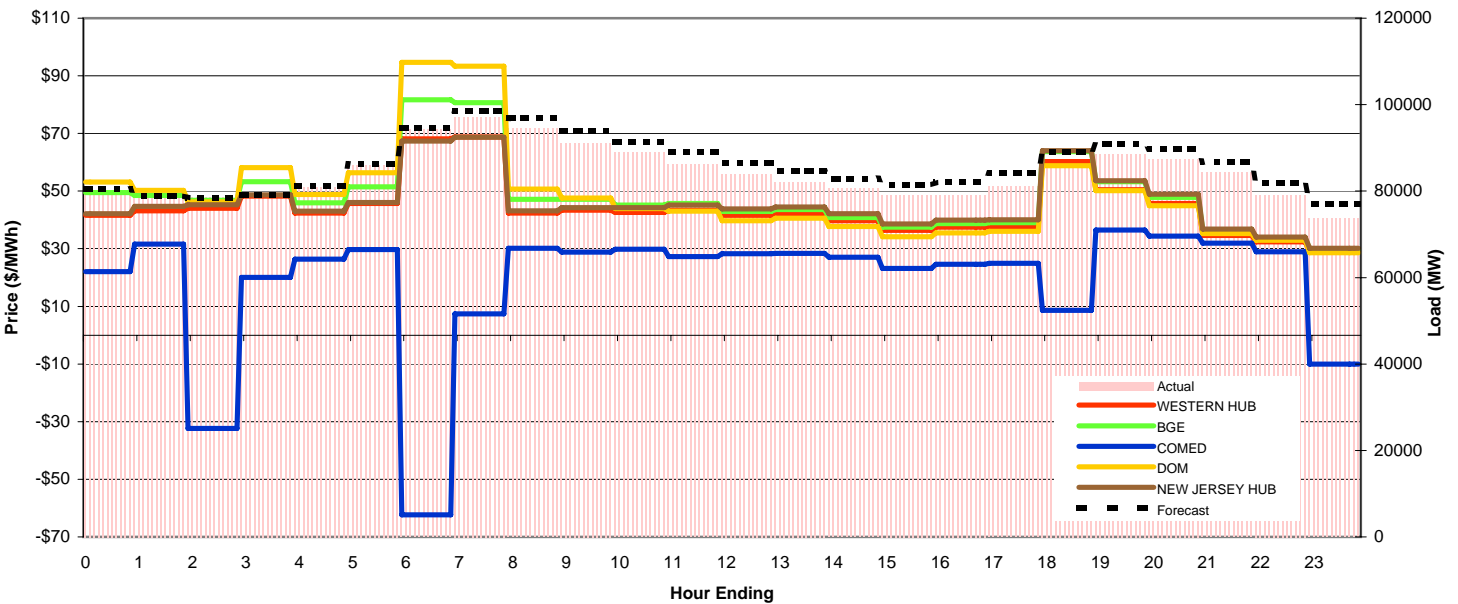
Day-Ahead Prices and Forecast Load

	HE1	HE2	HE3	HE4	HE5	HE6	HE7	HE8	HE9	HE10	HE11	HE12	HE13	HE14	HE15	HE16	HE17	HE18	HE19	HE20	HE21	HE22	HE23	HE24	avg all/peak
WESTERN HUB	40.43	39.90	39.66	40.85	45.01	51.54	78.23	75.35	55.46	49.75	49.44	43.84	42.04	38.67	37.69	36.09	36.81	40.66	49.03	49.82	47.03	42.41	35.12	33.46	46 / 46
BGE	44.996	44.359	43.877	45.834	53.262	61.406	102.15	91.102	63.071	54.06	57.101	48.75	46.166	41.225	40.561	39.263	39.891	43.999	55.643	54.785	52.676	46.45	37.406	36.107	52 / 51
COMED	16.613	14.03	12.544	12.12	12.598	13.88	29.821	45.393	41.258	39.312	38.55	35.055	33.567	32.235	30.958	29.382	29.828	30.91	34.322	39.648	36.262	32.829	28.47	24.645	29 / 35
DOM	46.962	46.605	46.249	48.961	56.587	64.632	105.35	91.466	63.667	53.244	58.284	48.941	45.83	40.02	39.653	38.759	39.366	42.749	53.28	53.357	52.589	46.272	36.873	36.197	52 / 50
NEW JERSEY HUB	42.28	41.32	40.97	42.08	43.71	50.27	73.69	73.62	56.68	53.01	52.67	48.64	47.05	43.80	42.65	39.50	41.43	47.54	56.64	53.78	51.29	45.56	37.66	34.47	48 / 49
DA Forecast	80.4	78.9	78.5	79.1	81.2	86.3	94.7	98.5	96.8	93.8	91.3	88.9	86.5	84.6	82.9	81.4	82.0	84.1	89.1	90.9	89.7	86.7	81.9	76.9	86 / 88



Preliminary Real-Time Prices with Forecasted and Actual System Load

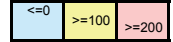
	HE1	HE2	HE3	HE4	HE5	HE6	HE7	HE8	HE9	HE10	HE11	HE12	HE13	HE14	HE15	HE16	HE17	HE18	HE19	HE20	HE21	HE22	HE23	HE24	avg all/peak
WESTERN HUB	41.57	43.20	44.04	48.30	42.39	45.75	68.15	68.84	42.34	43.41	42.56	43.34	41.56	42.15	39.73	36.41	37.53	37.72	60.30	50.45	45.73	34.64	32.35	29.07	44 / 44
BGE	49.503	48.491	46.794	53.306	45.959	51.475	81.697	80.652	47.197	47.153	45.125	45.668	42.92	43.647	40.838	37.454	38.726	39.097	63.7	53.27	47.771	36.271	33.758	29.788	48 / 46
COMED	22.032	31.56	-32.4	20.05	26.438	29.707	-62.29	7.3931	30.18	28.824	29.873	27.258	28.242	28.385	27.097	23.147	24.647	24.973	8.5962	36.524	34.374	31.966	28.915	-10.01	19 / 26
DOM	53.1	50.296	46.229	58.183	48.827	56.373	94.676	93.356	50.699	47.597	43.892	42.997	39.74	40.653	37.665	34.123	35.54	36.04	58.841	50.161	44.954	35.23	32.902	28.598	48 / 45
NEW JERSEY HUB	42.17	44.75	45.27	48.70	43.01	45.99	67.40	68.72	43.21	44.31	44.21	45.10	43.86	44.45	42.14	38.57	39.97	40.10	63.99	53.61	48.88	36.87	34.03	30.20	46 / 46
Percent Forecast	-0.21	-0.03	0.10	-0.07	-0.20	-0.32	-0.46	-1.36	-2.51	-2.93	-2.69	-3.23	-3.00	-2.99	-2.93	-2.93	-3.63	-3.78	-3.30	-2.59	-2.68	-2.87	-3.53	-4.42	
RTLoad	80.238	78.865	78.583	79.072	81.017	86.04	94.262	97.134	94.429	91.159	88.891	86.164	83.95	82.114	80.525	79.126	79.137	81.056	86.254	88.614	87.405	84.277	79.11	73.634	



PJM Daily Report

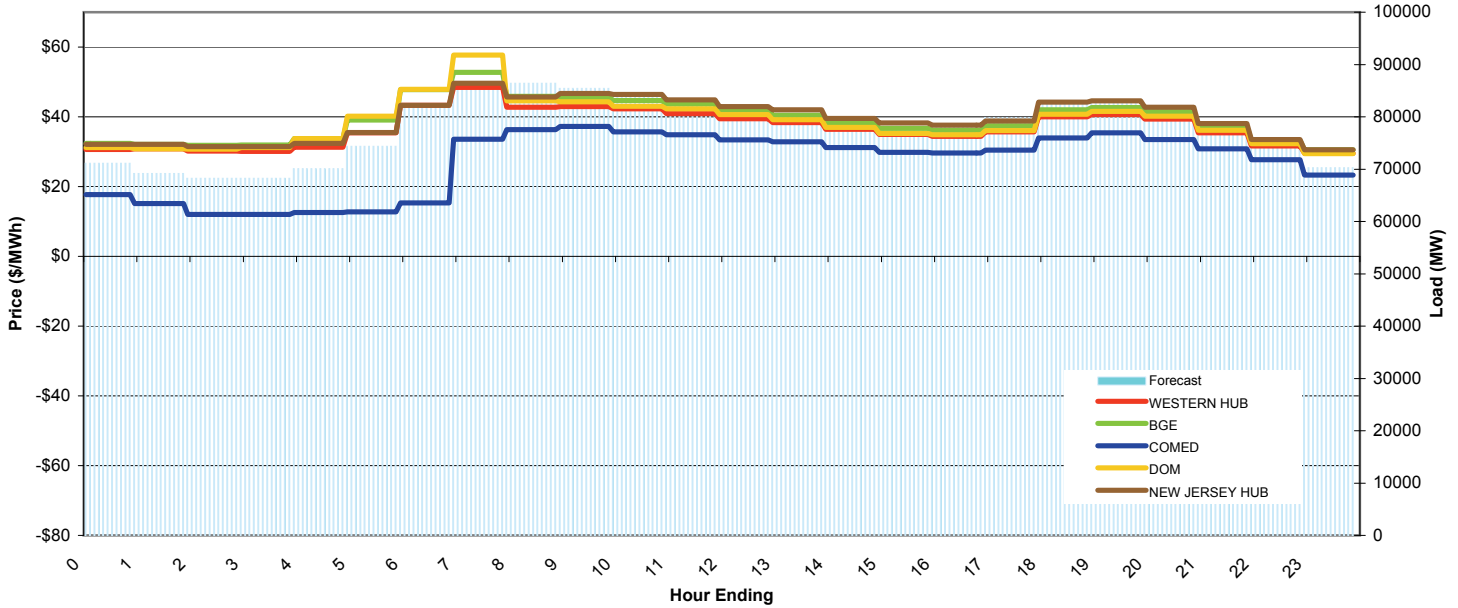
Report for: 3/6/2009

Price Color Codes:



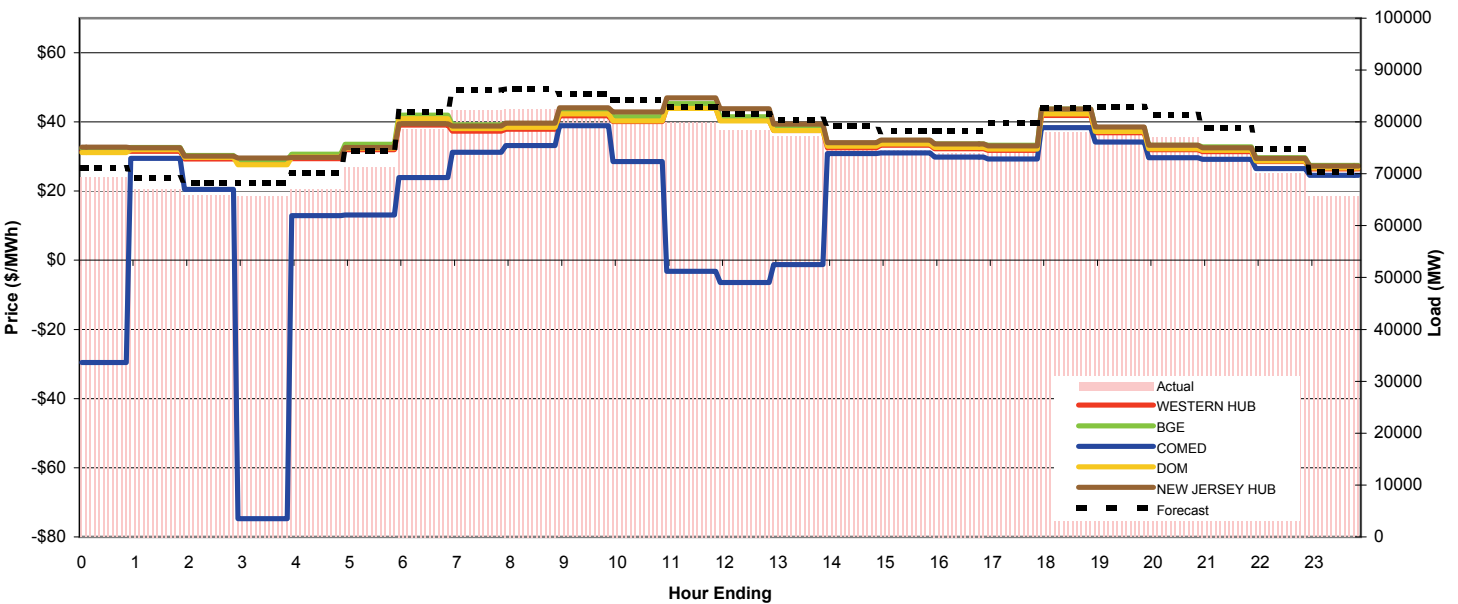
Day-Ahead Prices and Forecast Load

	HE1	HE2	HE3	HE4	HE5	HE6	HE7	HE8	HE9	HE10	HE11	HE12	HE13	HE14	HE15	HE16	HE17	HE18	HE19	HE20	HE21	HE22	HE23	HE24	avg all/peak
WESTERN HUB	30.68	30.81	30.14	30.09	31.30	35.46	43.27	48.47	42.76	42.91	42.28	40.96	39.47	38.32	36.38	34.94	34.40	35.71	40.00	40.65	39.33	35.40	31.66	29.52	37 / 39
BGE	32.361	32.148	31.844	31.954	33.718	39.127	47.797	52.795	45.829	45.595	44.698	43.659	42.01	40.504	38.363	36.697	36.166	37.41	42.04	42.645	41.488	37.228	33.184	30.507	39 / 41
COMED	17.687	15.111	12.038	12	12.574	12.754	15.359	33.546	36.318	37.206	35.699	34.907	33.409	32.808	31.18	29.822	29.673	30.504	33.906	35.375	33.486	30.841	27.669	23.268	27 / 33
DOM	31.149	30.794	30.763	31.16	33.741	40.205	47.914	57.69	44.584	44.315	43.072	42.297	40.646	39.149	37.003	35.238	34.876	36.072	40.739	41.515	40.161	36.158	32.255	29.463	38 / 40
NEW JERSEY HUB	32.08	32.13	31.49	31.44	32.39	35.52	43.33	49.62	45.72	46.69	46.43	44.84	42.96	41.99	39.50	38.23	37.64	38.79	44.20	44.63	42.75	38.09	33.49	30.58	39 / 42
DA Forecast	71.1	69.1	68.2	68.2	70.1	74.4	82.0	86.1	86.4	85.4	84.3	82.9	81.6	80.4	79.2	78.2	78.2	79.9	82.6	82.9	81.5	78.8	74.8	70.3	78 / 81



Preliminary Real-Time Prices with Forecasted and Actual System Load

	HE1	HE2	HE3	HE4	HE5	HE6	HE7	HE8	HE9	HE10	HE11	HE12	HE13	HE14	HE15	HE16	HE17	HE18	HE19	HE20	HE21	HE22	HE23	HE24	avg all/peak
WESTERN HUB	31.70	31.48	29.28	28.89	29.35	32.00	39.09	37.35	37.91	41.81	40.13	44.15	40.48	37.55	32.53	33.30	32.29	31.82	41.89	36.83	31.94	31.45	28.51	26.40	35 / 36
BGE	32.313	32.654	30.328	29.023	30.638	33.557	41.973	39.17	39.55	43.509	41.537	45.339	41.503	38.604	33.817	34.663	33.679	33.271	43.708	38.373	33.237	32.778	29.687	27.433	36 / 38
COMED	-29.6	29.45	20.539	-74.73	12.938	13.099	23.925	31.274	33.183	38.902	28.518	-3.199	-6.412	-1.285	30.862	31.049	29.828	29.26	38.315	34.185	29.662	29.224	26.554	24.578	18 / 25
DOM	31.141	32.012	29.712	27.594	29.845	32.466	40.914	38.043	38.449	42.357	40.324	43.917	40.259	37.482	32.961	33.61	32.644	32.174	42.298	37.264	32.265	31.767	28.774	26.702	35 / 37
NEW JERSEY HUB	32.74	32.52	30.11	29.58	29.77	32.62	39.42	38.80	39.68	44.06	42.86	46.93	43.77	39.34	33.98	34.72	33.64	33.09	43.70	38.57	33.31	32.53	29.48	27.21	36 / 38
Percent Forecast	-2.66	-3.16	-3.61	-3.88	-4.64	-4.35	-4.28	-4.82	-4.73	-4.34	-3.90	-3.72	-4.02	-4.14	-4.42	-5.00	-5.60	-7.24	-6.03	-5.06	-5.69	-6.18	-6.74	-7.06	
RTLoad	69.269	67.029	65.873	65.688	66.994	71.263	78.634	82.174	82.503	81.868	81.129	79.926	78.413	77.222	75.854	74.455	74.037	74.47	77.892	78.92	77.075	74.215	70.123	65.623	



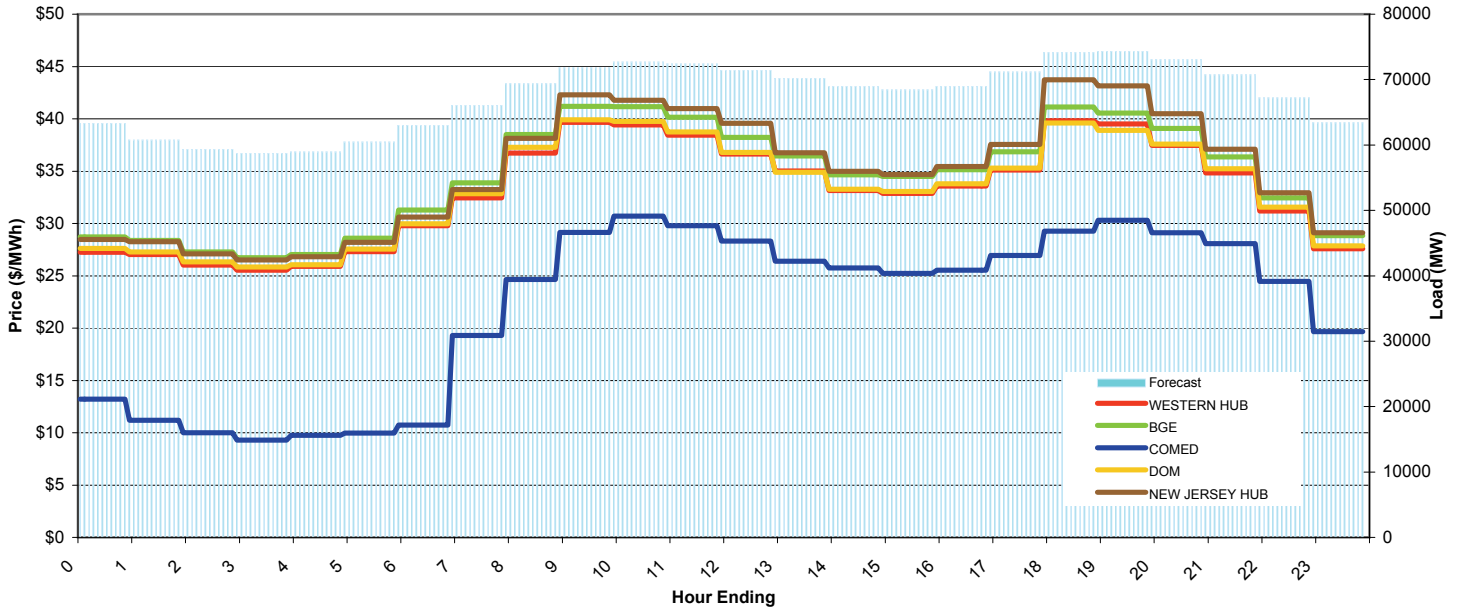
PJM Daily Report

Report for: 3/7/2009

Price Color Codes: <=0 >=100 >=200

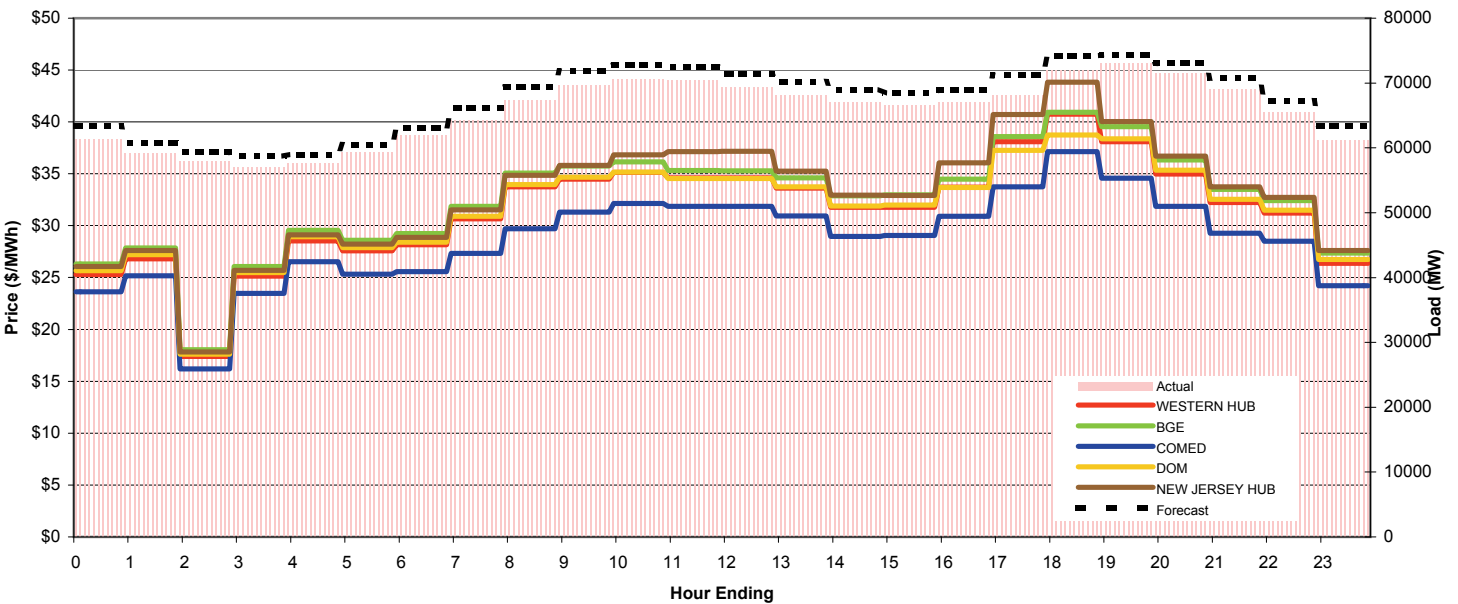
Day-Ahead Prices and Forecast Load

	HE1	HE2	HE3	HE4	HE5	HE6	HE7	HE8	HE9	HE10	HE11	HE12	HE13	HE14	HE15	HE16	HE17	HE18	HE19	HE20	HE21	HE22	HE23	HE24	avg all/peak
WESTERN HUB	27.26	27.03	26.03	25.53	25.90	27.32	29.80	32.43	36.72	39.65	39.41	38.45	36.64	35.02	33.15	32.89	33.59	35.10	39.81	39.51	37.46	34.83	31.20	27.59	32 / 36
BGE	28.707	28.374	27.286	26.732	27.044	28.603	31.294	33.897	38.511	41.192	41.163	40.149	38.216	36.446	34.662	34.506	35.126	36.845	41.143	40.54	39.076	36.352	32.435	28.841	34 / 38
COMED	13.2	11.204	10	9.2833	9.7643	9.9632	10.724	19.288	24.654	29.15	30.689	29.785	28.317	26.395	25.739	25.229	25.53	26.953	29.271	30.297	29.11	28.073	24.46	19.663	22 / 27
DOM	27.606	27.288	26.316	25.836	26.056	27.539	29.961	32.829	37.291	39.896	39.763	38.761	36.777	34.883	33.269	33.052	33.801	35.298	39.595	38.889	37.579	35.217	31.556	27.849	33 / 36
NEW JERSEY HUB	28.49	28.25	27.11	26.51	26.82	28.19	30.60	33.25	38.14	42.29	41.78	40.97	39.56	36.75	34.99	34.68	35.45	37.56	43.74	43.16	40.50	37.08	32.92	29.11	35 / 38
DA Forecast	63.4	60.8	59.4	58.7	59.0	60.5	63.0	66.1	69.4	71.8	72.7	72.4	71.4	70.2	69.0	68.5	69.0	71.2	74.1	74.4	73.1	70.7	67.3	63.4	67 / 71



Preliminary Real-Time Prices with Forecasted and Actual System Load

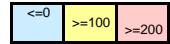
	HE1	HE2	HE3	HE4	HE5	HE6	HE7	HE8	HE9	HE10	HE11	HE12	HE13	HE14	HE15	HE16	HE17	HE18	HE19	HE20	HE21	HE22	HE23	HE24	avg all/peak
WESTERN HUB	25.29	26.79	17.39	25.13	28.52	27.56	28.18	30.67	33.74	34.50	35.14	34.60	34.60	33.63	31.76	31.78	33.70	38.10	40.74	38.09	34.98	32.22	31.21	26.38	31 / 34
BGE	26.311	27.85	18.037	26.067	29.562	28.594	29.246	31.854	35.079	35.749	36.162	35.303	35.298	34.611	32.882	32.982	34.485	38.573	40.924	39.528	36.341	33.484	32.416	27.367	32 / 35
COMED	23.615	25.166	16.208	23.473	26.531	25.338	25.562	27.332	29.709	31.321	32.127	31.866	31.871	30.929	28.968	29.061	30.907	33.74	37.133	34.588	31.877	29.281	28.509	24.217	29 / 31
DOM	25.667	27.198	17.613	25.492	28.921	27.873	28.412	30.894	33.964	34.669	35.179	34.554	34.554	33.744	31.899	31.998	33.694	37.263	38.744	38.37	35.345	32.542	31.486	26.757	32 / 34
NEW JERSEY HUB	26.06	27.61	17.83	25.70	29.13	28.21	28.88	31.53	34.87	35.80	36.84	37.14	37.16	35.26	32.94	32.90	36.06	40.72	43.82	40.03	36.71	33.74	32.74	27.62	33 / 36
Percent Forecast	-3.26	-2.72	-2.59	-2.94	-2.32	-2.01	-1.81	-2.73	-2.97	-3.26	-3.12	-2.81	-2.95	-2.99	-2.85	-2.85	-2.92	-4.57	-3.08	-1.73	-2.13	-2.43	-2.86	-3.63	
RTLload	61.369	59.166	57.859	57.042	57.639	59.287	61.896	64.303	67.389	69.569	70.528	70.448	69.377	68.131	67.089	66.556	67.048	68.085	71.91	73.099	71.53	69.052	65.38	61.182	



PJM Daily Report

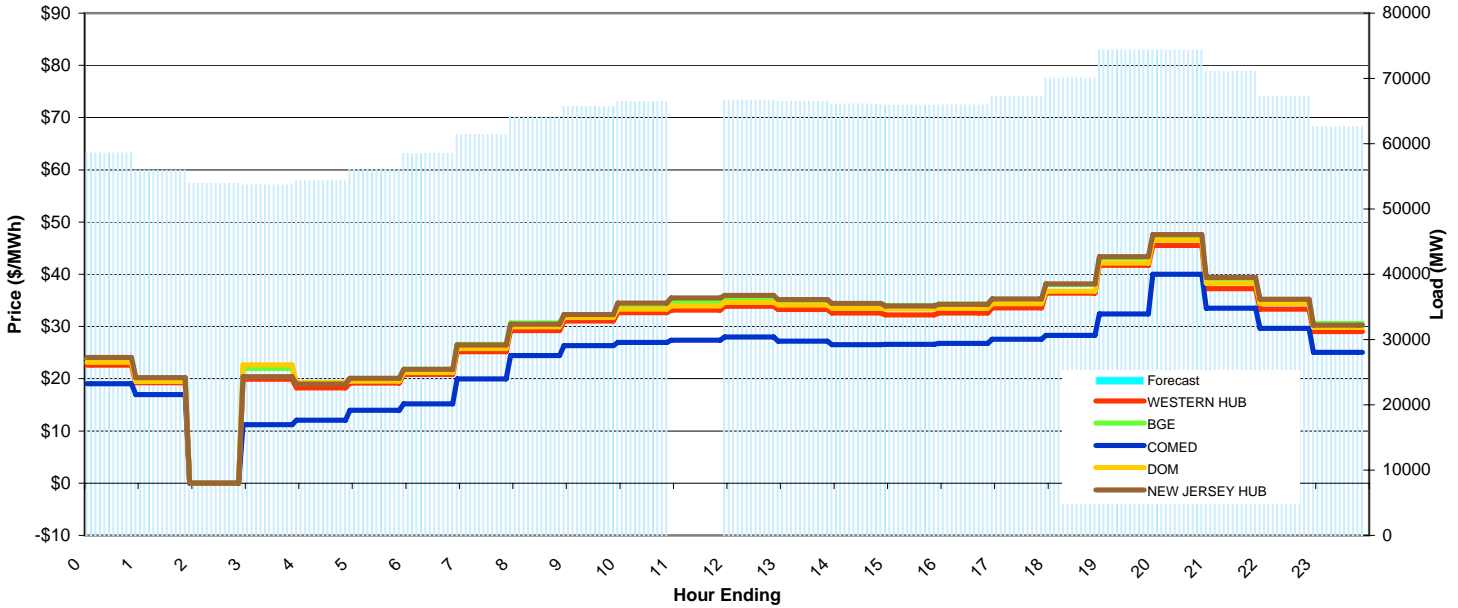
Report for: 3/8/2009

Price Color Codes:



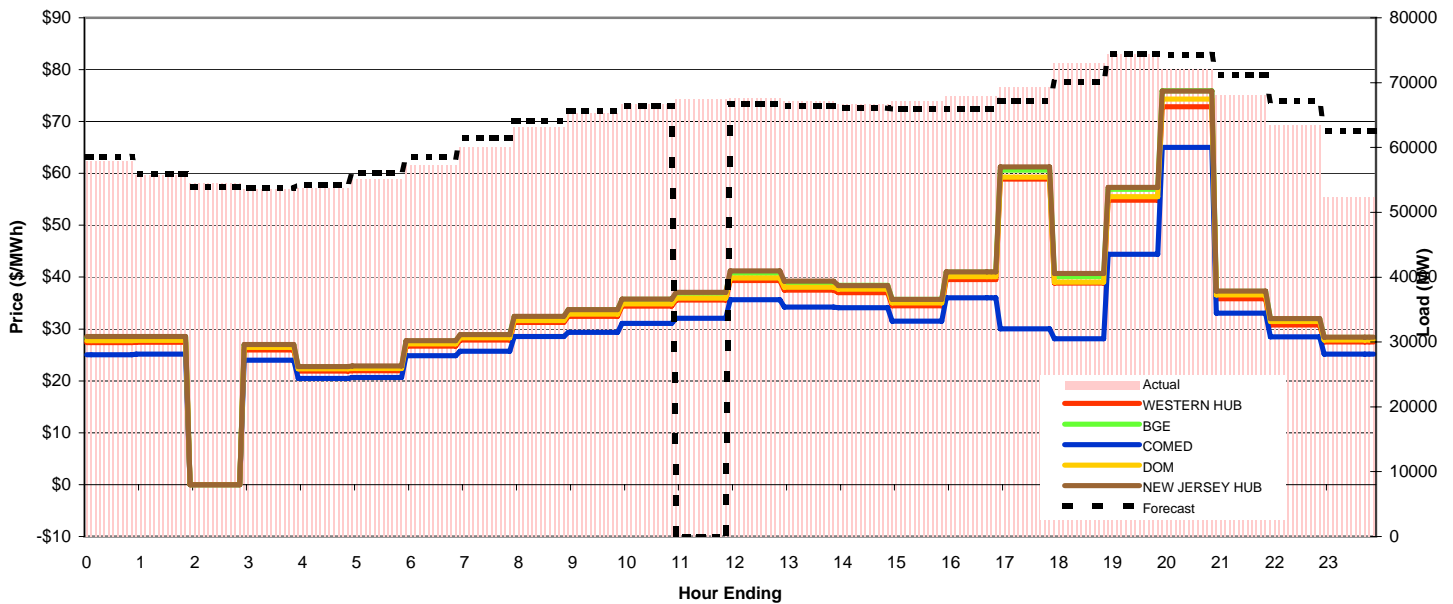
Day-Ahead Prices and Forecast Load

	HE1	HE2	HE3	HE4	HE5	HE6	HE7	HE8	HE9	HE10	HE11	HE12	HE13	HE14	HE15	HE16	HE17	HE18	HE19	HE20	HE21	HE22	HE23	HE24	avg all/peak
WESTERN HUB	22.61	19.24	0.00	19.88	18.26	19.15	20.80	25.19	29.22	31.08	32.65	33.12	33.86	33.23	32.61	32.25	32.59	33.54	36.41	41.70	45.54	37.24	33.35	29.02	29 / 34
BGE	23.839	20.014	0	21.966	19.251	19.996	21.828	26.584	30.696	32.31	34.153	34.699	35.329	34.927	34.374	33.968	34.332	35.052	38.034	43.127	47.037	38.913	35.077	30.573	30 / 36
COMED	19.015	16.937	0	11.192	12.032	13.985	15.176	19.988	24.41	26.345	26.941	27.407	28.006	27.215	26.492	26.59	26.741	27.54	28.267	32.375	39.996	33.492	29.648	25.034	24 / 28
DOM	23.126	19.485	0	22.64	19.279	19.517	21.21	25.809	29.968	31.731	33.302	33.917	34.596	34.137	33.499	33.354	33.505	34.337	36.758	42.142	46.528	38.3	34.438	29.838	30 / 35
NEW JERSEY HUB	24.07	20.22	0.00	20.42	18.98	20.08	21.78	26.45	30.43	32.28	34.47	35.45	35.97	35.14	34.44	33.96	34.26	35.30	38.19	43.37	47.57	39.40	35.25	30.28	30 / 36
DA Forecast	58.6	55.9	53.9	53.7	54.3	56.1	58.5	61.4	64.1	65.7	66.5	0.0	66.7	66.4	66.1	65.9	65.9	67.2	70.0	74.4	74.3	71.1	67.2	62.6	61 / 63



Preliminary Real-Time Prices with Forecasted and Actual System Load

	HE1	HE2	HE3	HE4	HE5	HE6	HE7	HE8	HE9	HE10	HE11	HE12	HE13	HE14	HE15	HE16	HE17	HE18	HE19	HE20	HE21	HE22	HE23	HE24	avg all/peak
WESTERN HUB	27.36	27.42	0.00	25.95	21.89	21.96	26.70	27.88	31.28	32.42	34.44	35.58	39.33	37.49	37.01	34.51	39.57	58.92	38.89	54.83	72.83	35.82	30.78	27.48	34 / 40
BGE	28.333	28.392	0	26.879	22.662	22.738	27.619	28.836	32.402	33.712	35.725	36.88	40.778	38.863	38.399	35.742	40.938	60.633	40.118	56.957	75.93	37.242	31.926	28.377	35 / 42
COMED	25.057	25.19	0	24.006	20.467	20.648	24.826	25.718	28.585	29.379	31.099	32.075	35.645	34.223	34.079	31.539	36.017	30.059	28.125	44.419	65.03	33.056	28.471	25.153	30 / 34
DOM	27.761	27.846	0	26.453	22.342	22.38	27.119	28.302	31.625	32.886	34.845	35.948	39.858	38.07	37.664	35.011	40.116	59.255	39.061	55.533	74.333	36.578	31.436	27.882	35 / 41
NEW JERSEY HUB	28.55	28.58	0.00	27.00	22.75	22.85	27.77	28.90	32.45	33.71	35.79	37.06	41.18	39.20	38.37	35.70	40.99	61.27	40.72	57.32	75.87	37.34	32.00	28.44	36 / 42
Percent Forecast	-1.28	-0.34	1.00	-0.15	-1.07	-1.73	-2.14	-2.38	-1.57	-0.77	0.25	100.00	1.35	0.96	0.87	1.83	2.90	3.00	4.02	-0.09	-3.04	-4.47	-5.84	-19.56	
RTLLoad	57.841	55.723	54.451	53.61	53.715	55.139	57.25	59.978	63.115	65.206	66.618	67.425	67.599	67.093	66.636	67.103	67.912	69.261	72.973	74.311	72.125	68.062	63.489	52.347	



PJM Daily Report

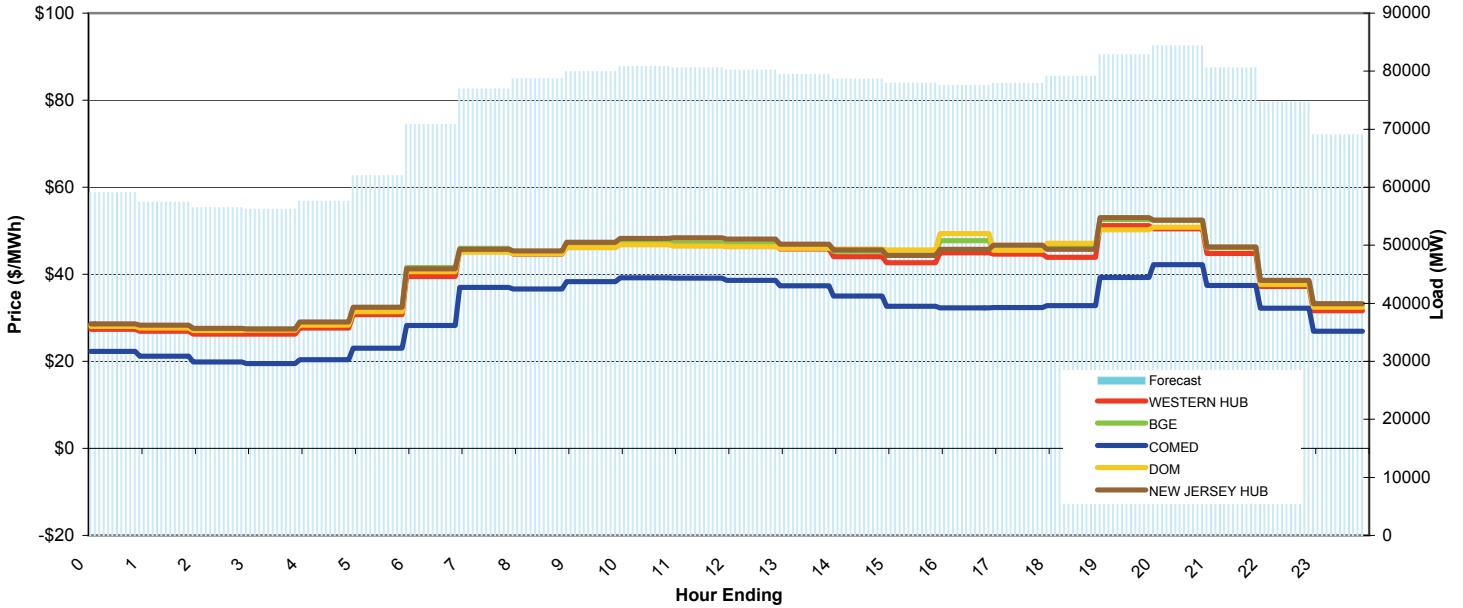
Report for: 3/9/2009

Price Color Codes:

<=0	>=100	>=200
-----	-------	-------

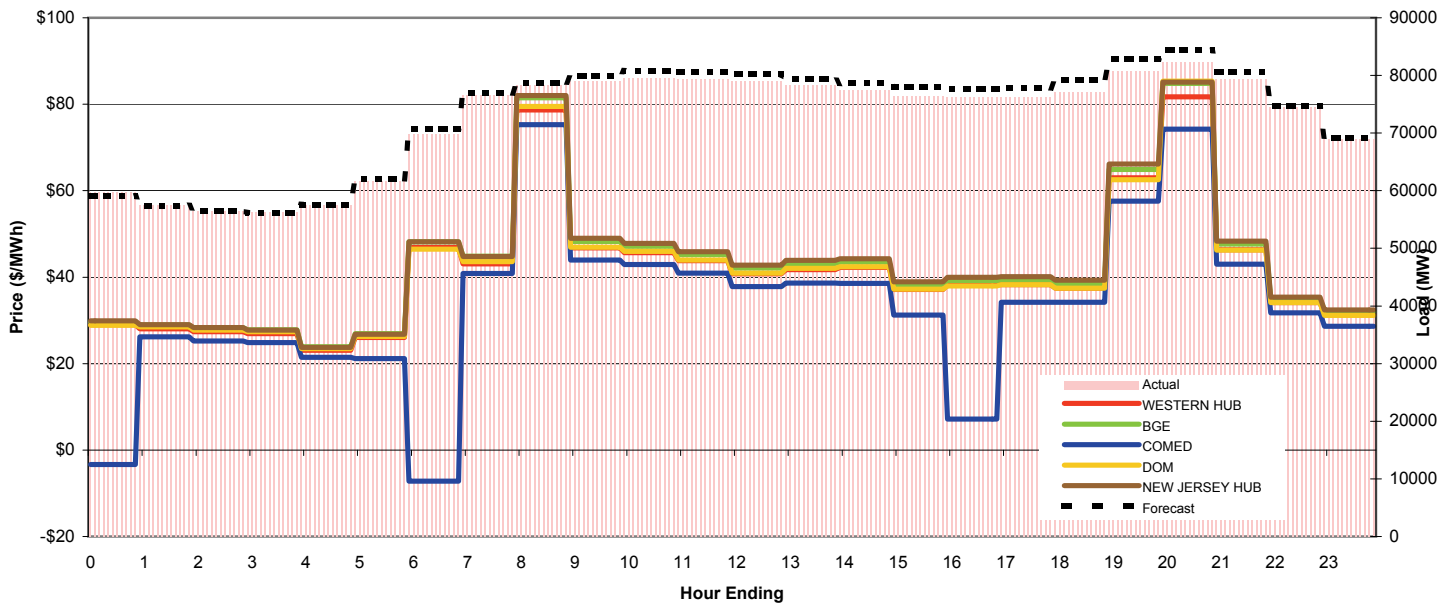
Day-Ahead Prices and Forecast Load

	HE1	HE2	HE3	HE4	HE5	HE6	HE7	HE8	HE9	HE10	HE11	HE12	HE13	HE14	HE15	HE16	HE17	HE18	HE19	HE20	HE21	HE22	HE23	HE24	avg all/peak
WESTERN HUB	27.34	26.93	26.28	26.29	27.67	30.73	39.46	45.61	44.62	46.77	47.24	47.11	46.90	45.79	44.07	42.67	44.92	44.66	43.87	51.19	50.43	44.76	37.22	31.59	40 / 45
BGE	28.445	28.166	27.467	27.457	28.933	32.263	41.58	45.921	45.083	46.822	47.38	47.141	46.944	46.2	45.307	44.438	47.743	45.609	46.627	52.602	52.462	46.266	38.25	33.166	41 / 47
COMED	22.31	21.203	19.845	19.505	20.347	23.05	28.26	36.966	36.609	38.32	39.178	39.09	38.569	37.346	35.019	32.617	32.309	32.355	32.783	39.279	42.191	37.427	32.2	26.906	32 / 36
DOM	28.019	27.67	27.087	27.109	28.34	31.39	40.556	45.049	44.715	46.086	46.737	46.456	46.351	45.934	45.797	45.568	49.312	45.497	47.115	50.187	50.792	46.084	37.626	32.414	41 / 46
NEW JERSEY HUB	28.62	28.32	27.54	27.42	29.08	32.42	41.24	45.71	45.39	47.38	48.25	48.35	48.06	46.95	45.55	44.35	45.77	46.71	45.72	52.99	52.40	46.26	38.62	33.25	42 / 47
DA Forecast	59.1	57.4	56.5	56.2	57.6	62.0	70.8	76.9	78.7	79.9	80.8	80.6	80.2	79.4	78.6	77.9	77.6	77.8	79.2	82.8	84.4	80.6	74.6	69.1	73 / 79



Preliminary Real-Time Prices with Forecasted and Actual System Load

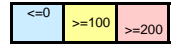
	HE1	HE2	HE3	HE4	HE5	HE6	HE7	HE8	HE9	HE10	HE11	HE12	HE13	HE14	HE15	HE16	HE17	HE18	HE19	HE20	HE21	HE22	HE23	HE24	avg all/peak
WESTERN HUB	28.97	28.02	27.40	26.97	23.11	26.07	46.83	43.05	78.70	46.76	45.67	43.79	40.77	41.78	42.23	37.13	38.27	38.25	37.45	63.00	81.72	46.33	34.13	31.30	42 / 47
BGE	29.569	28.923	28.251	27.816	23.865	26.938	48.212	44.835	81.461	48.23	47.152	45.203	42.108	43.164	43.48	38.267	39.224	39.371	38.581	64.946	84.805	47.633	35.033	32.026	43 / 49
COMED	-3.38	26.169	25.241	24.865	21.425	21.158	-7.201	40.824	75.279	43.941	42.9	40.922	37.826	38.666	38.583	31.229	7.1866	34.167	34.17	57.547	74.245	43	31.751	28.642	34 / 42
DOM	28.832	28.482	27.781	27.382	23.465	26.252	46.459	43.613	79.517	46.943	45.949	43.997	40.959	42.028	42.387	37.197	37.964	38.233	37.409	62.57	85.343	46.234	34.148	31.145	42 / 48
NEW JERSEY HUB	29.88	29.01	28.31	27.77	23.75	26.81	48.21	44.79	81.99	48.97	47.79	45.86	42.75	43.86	44.26	38.96	39.95	40.13	39.32	66.15	85.11	48.34	35.38	32.38	43 / 50
Percent Forecast	1.15	0.26	-0.09	0.06	-0.22	-0.58	-1.48	-0.47	-0.43	-1.17	-1.61	-1.46	-1.58	-1.43	-1.68	-1.96	-1.81	-2.01	-2.68	-2.49	-2.56	-1.58	-0.35	-0.22	
RTLLoad	59.772	57.534	56.407	56.238	57.433	61.624	69.767	76.555	78.346	78.969	79.483	79.403	78.938	78.319	77.335	76.447	76.181	76.312	77.088	80.799	82.262	79.329	74.385	68.912	



PJM Daily Report

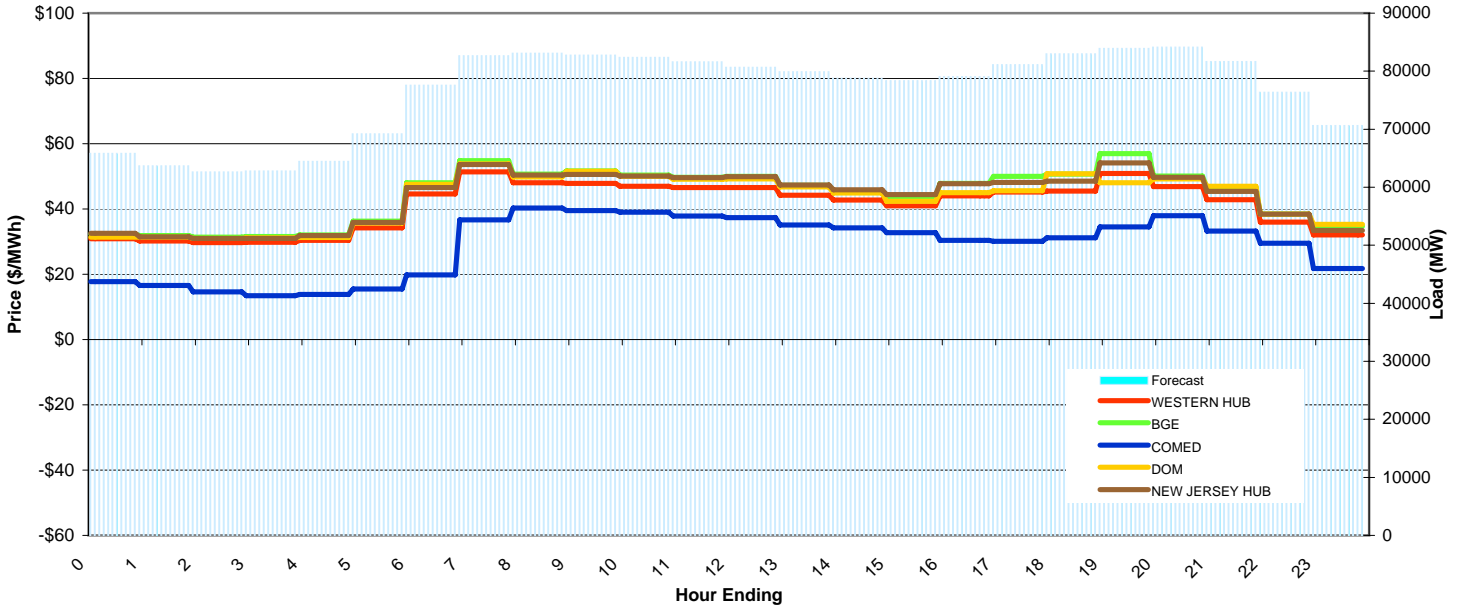
Report for: 3/10/2009

Price Color Codes:



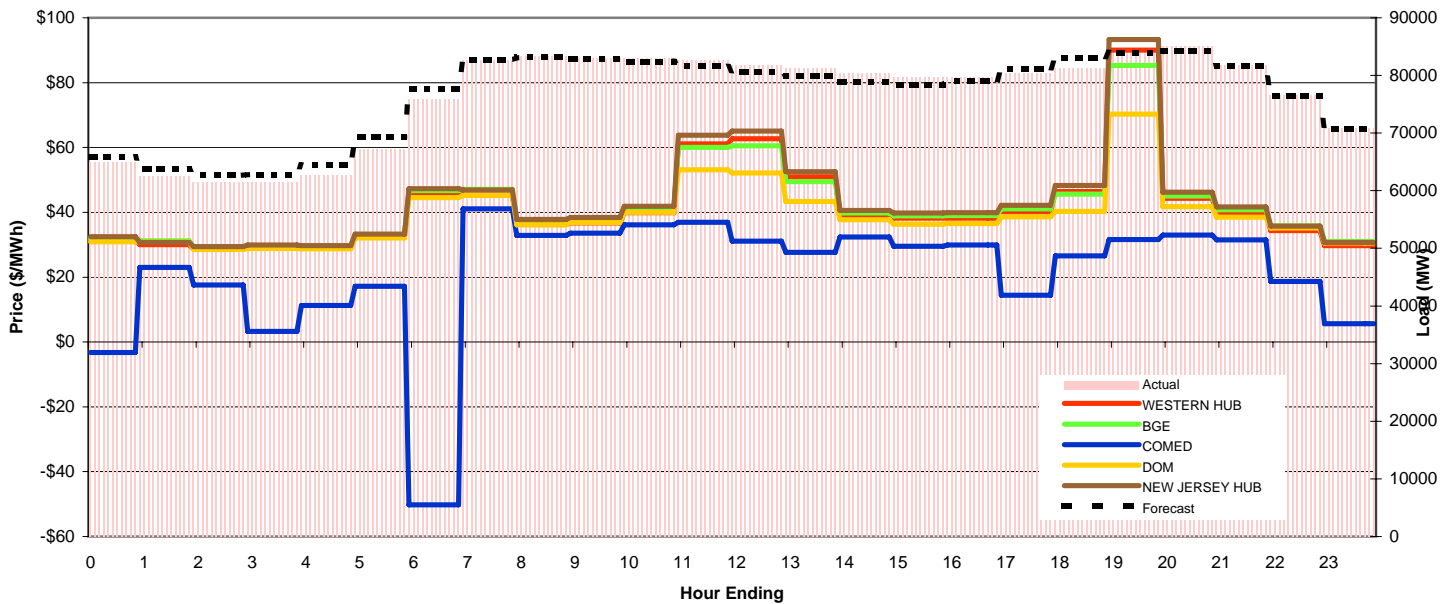
Day-Ahead Prices and Forecast Load

	HE1	HE2	HE3	HE4	HE5	HE6	HE7	HE8	HE9	HE10	HE11	HE12	HE13	HE14	HE15	HE16	HE17	HE18	HE19	HE20	HE21	HE22	HE23	HE24	avg all/peak
WESTERN HUB	30.91	30.20	29.72	29.76	30.40	34.20	44.63	51.33	48.00	47.80	47.00	46.55	46.61	44.25	42.72	41.03	43.99	45.16	45.52	50.91	46.86	42.80	36.00	32.06	41 / 45
BGE	32.362	31.869	31.375	31.569	32.05	36.281	48.072	54.843	50.717	51.685	50.376	49.709	49.954	47.265	45.527	43.585	47.821	49.971	50.657	56.93	50.059	46.61	38.478	34.657	44 / 49
COMED	17.774	16.569	14.583	13.469	13.784	15.46	19.755	36.686	40.249	39.521	39.035	37.818	37.399	35.144	34.255	32.721	30.405	30.049	31.135	34.558	37.99	33.251	29.543	21.78	29 / 35
DOM	31.385	31.407	30.985	31.204	31.309	35.687	47.561	53.834	49.81	51.553	50.016	49.089	49.234	46.743	44.912	42.344	45.013	45.6	50.749	48.075	49.212	46.997	38.476	35.258	43 / 48
NEW JERSEY HUB	32.59	31.48	30.99	30.94	31.83	35.86	46.62	53.63	50.36	50.63	50.09	49.65	49.86	47.35	45.93	44.42	47.75	48.11	48.49	54.09	49.75	45.40	38.44	33.44	44 / 48
DA Forecast	65.9	63.7	62.7	62.8	64.4	69.2	77.6	82.7	83.1	82.8	82.4	81.6	80.7	79.9	78.8	78.3	79.1	81.1	83.0	83.9	84.1	81.7	76.4	70.7	77 / 81



Preliminary Real-Time Prices with Forecasted and Actual System Load

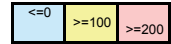
	HE1	HE2	HE3	HE4	HE5	HE6	HE7	HE8	HE9	HE10	HE11	HE12	HE13	HE14	HE15	HE16	HE17	HE18	HE19	HE20	HE21	HE22	HE23	HE24	avg all/peak
WESTERN HUB	31.55	30.05	28.74	29.26	29.07	32.44	45.94	45.31	36.27	36.74	39.90	61.12	62.67	50.92	38.93	38.22	38.23	40.19	46.36	89.99	44.29	39.83	34.36	29.77	42 / 46
BGE	31.931	31.177	29.296	29.716	29.628	33.22	46.727	47.093	37.649	38.204	41.477	60.003	60.474	49.51	39.776	38.881	38.983	41.041	45.604	85.267	44.996	40.758	35.864	31.005	42 / 47
COMED	-3.256	23.021	17.59	3.2638	11.303	17.221	-50.22	41.072	32.92	33.531	36.094	36.902	31.073	27.607	32.356	29.537	29.894	14.431	26.532	31.553	32.975	31.485	18.668	6.597	21 / 30
DOM	30.861	30.785	28.558	28.831	28.746	32.078	44.508	45.237	36.135	36.782	39.964	53.115	52.103	43.341	37.686	36.333	36.536	38.629	40.287	70.281	41.795	38.492	35.151	30.508	39 / 43
NEW JERSEY HUB	32.46	30.69	29.44	29.94	29.70	33.28	47.27	46.94	37.80	38.37	41.82	63.77	65.05	52.53	40.55	39.82	39.90	42.17	48.31	93.33	46.23	41.63	35.75	30.66	43 / 48
Percent Forecast	-1.47	-1.88	-1.84	-2.28	-2.74	-2.96	-2.21	-0.06	0.28	0.29	0.70	1.18	1.33	1.57	1.96	1.70	0.77	-1.02	-2.14	0.50	1.05	0.23	0.25	0.35	
RTLoad	64.917	62.532	61.532	61.389	62.728	67.218	75.924	82.62	83.339	83.002	82.993	82.619	81.744	81.16	80.396	79.696	79.701	80.32	81.264	84.357	85.046	81.865	76.578	70.91	



PJM Daily Report

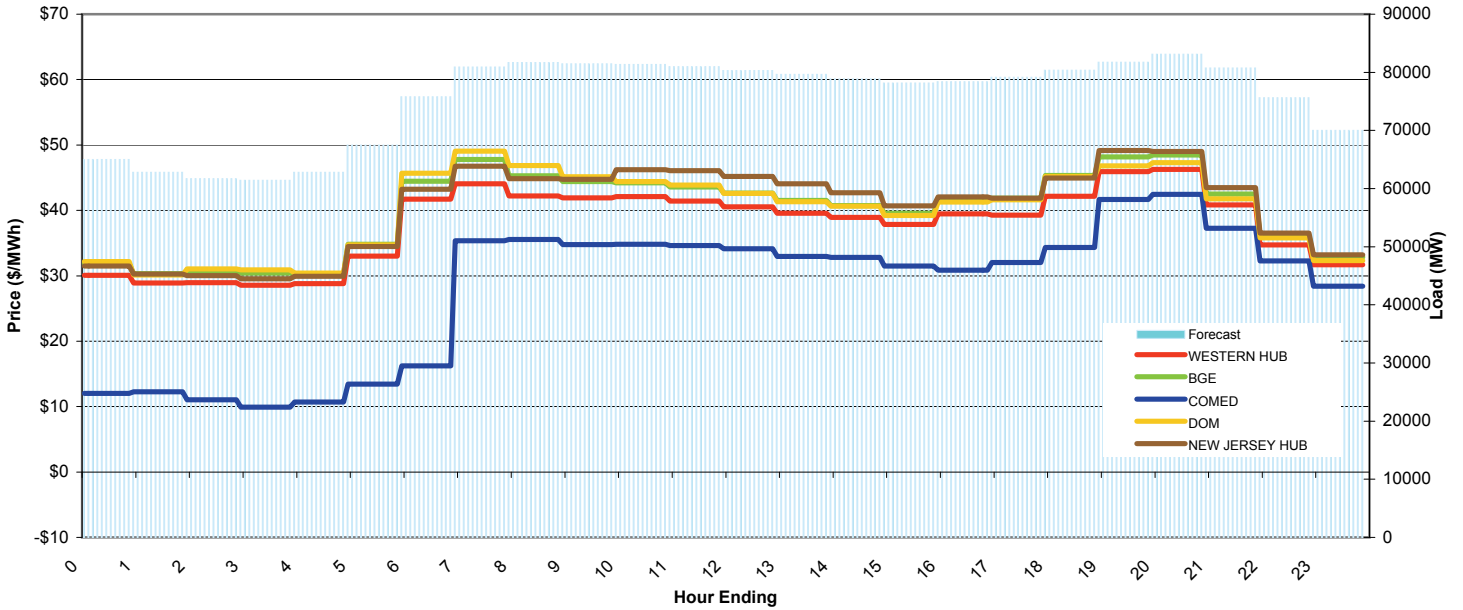
Report for: 3/11/2009

Price Color Codes:



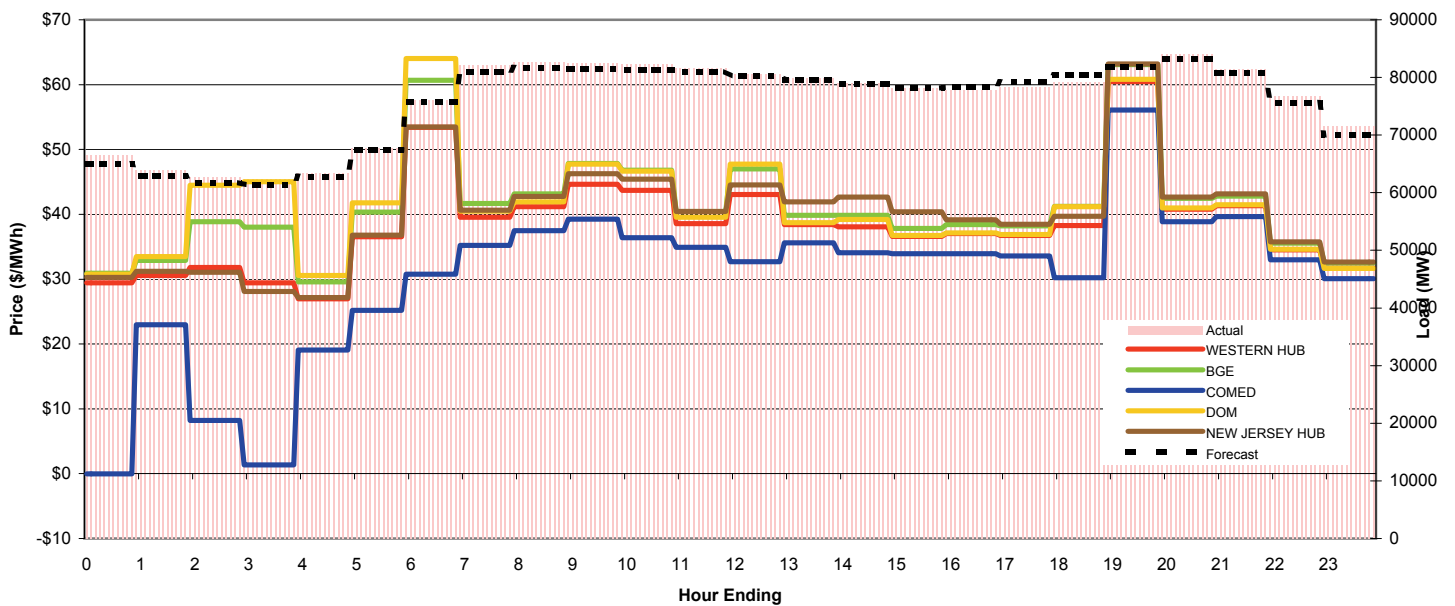
Day-Ahead Prices and Forecast Load

	HE1	HE2	HE3	HE4	HE5	HE6	HE7	HE8	HE9	HE10	HE11	HE12	HE13	HE14	HE15	HE16	HE17	HE18	HE19	HE20	HE21	HE22	HE23	HE24	avg all/peak
WESTERN HUB	30.05	28.92	28.96	28.57	28.82	33.03	41.70	44.06	42.22	41.93	42.13	41.43	40.55	39.56	38.95	37.87	39.46	39.27	42.17	45.92	46.24	40.86	34.73	31.68	38 / 41
BGE	31.865	30.315	30.612	30.43	30.317	34.84	44.475	47.797	45.302	44.427	44.231	43.586	42.66	41.521	40.731	39.557	41.612	41.863	45.346	48.17	48.473	42.502	36.134	32.869	40 / 43
COMED	11.998	12.282	11.044	9.8923	10.707	13.433	16.213	35.355	35.571	34.79	34.8	34.615	34.114	32.945	32.806	31.504	30.857	32.033	34.326	41.684	42.448	37.255	32.271	28.427	28 / 35
DOM	32.168	30.121	31.06	30.914	30.392	34.736	45.695	49.073	46.848	45.149	44.429	43.873	42.623	41.308	40.649	39.216	41.268	41.645	45.176	46.809	47.275	41.763	35.777	32.329	40 / 43
NEW JERSEY HUB	31.47	30.26	30.01	29.55	29.94	34.50	43.24	46.76	44.85	44.78	46.24	46.07	45.21	44.07	42.68	40.67	42.08	41.87	44.96	49.18	49.01	43.50	36.51	33.19	40 / 44
DA Forecast	65.0	62.8	61.7	61.4	62.8	67.5	75.8	80.9	81.7	81.5	81.3	81.0	80.3	79.6	78.9	78.2	78.4	79.2	80.4	81.8	83.1	80.7	75.6	70.0	75 / 80



Preliminary Real-Time Prices with Forecasted and Actual System Load

	HE1	HE2	HE3	HE4	HE5	HE6	HE7	HE8	HE9	HE10	HE11	HE12	HE13	HE14	HE15	HE16	HE17	HE18	HE19	HE20	HE21	HE22	HE23	HE24	avg all/peak
WESTERN HUB	29.41	30.58	31.80	29.46	26.96	36.53	53.44	39.53	41.19	44.63	43.68	38.54	43.07	38.40	38.05	36.59	37.02	36.73	38.25	60.47	40.78	41.31	34.54	31.68	38 / 41
BGE	30.929	32.897	38.865	37.996	29.598	40.358	60.679	41.654	43.163	47.862	46.781	40.443	46.997	39.823	39.823	37.821	38.426	38.241	41.228	63.088	42.485	42.801	35.568	32.482	41 / 43
COMED	-0.008	22.969	8.2154	1.3724	19.087	25.171	30.787	35.2	37.5	39.241	36.369	34.93	32.69	35.599	34.076	33.915	33.923	33.569	30.217	56.094	38.878	39.665	33.007	30.082	30 / 37
DOM	30.744	33.471	44.465	45.011	30.569	41.772	64.028	40.487	41.933	47.721	46.648	39.561	47.755	38.733	39.19	36.714	37.129	36.884	41.165	60.815	40.992	41.464	34.59	31.636	41 / 42
NEW JERSEY HUB	30.27	31.23	31.06	28.12	27.16	36.77	53.47	40.63	42.77	46.27	45.40	40.44	44.56	41.94	42.68	40.41	39.17	38.49	39.68	63.17	42.63	43.13	35.75	32.64	40 / 43
Percent Forecast	2.25	1.75	1.44	1.35	0.76	0.28	0.29	1.58	1.05	1.18	1.17	0.68	0.34	0.28	0.01	-0.12	-0.66	-1.12	-1.51	0.50	1.00	0.87	1.42	2.14	
RTLoad	66.519	63.946	62.62	62.254	63.298	67.661	76.01	82.194	82.557	82.427	82.314	81.533	80.572	79.851	78.907	78.086	77.842	78.277	79.193	82.176	83.941	81.447	76.709	71.542	



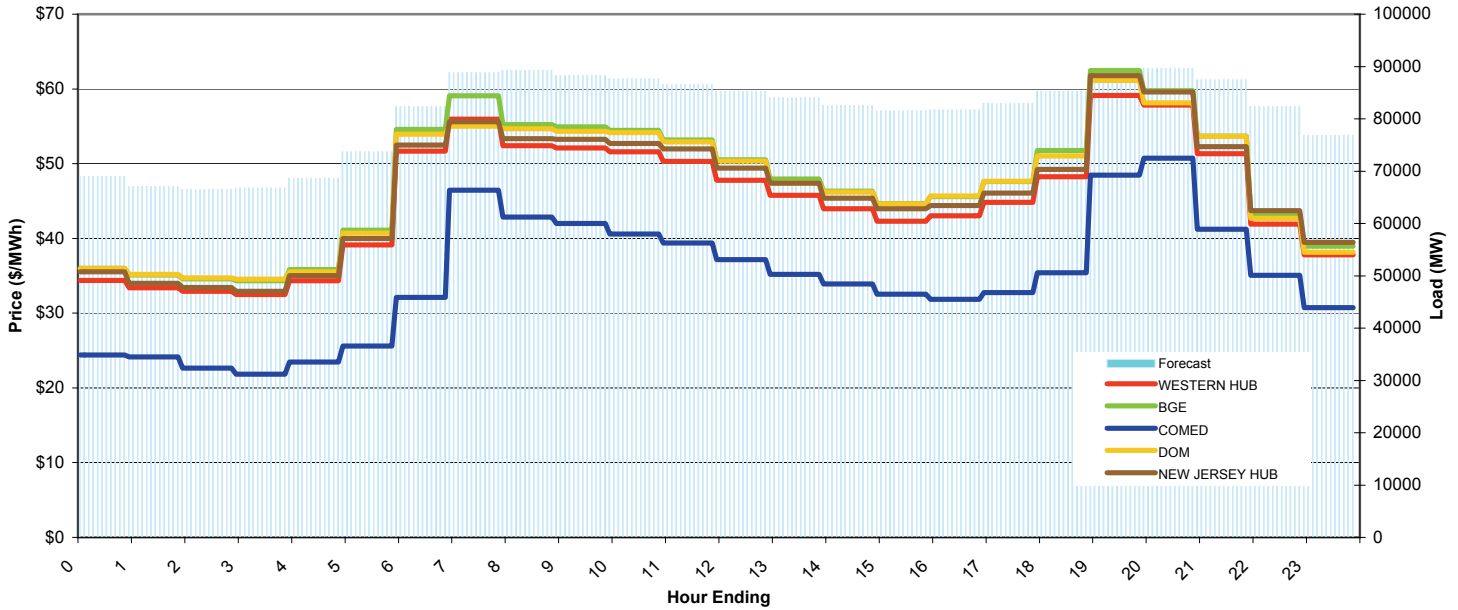
PJM Daily Report

Report for: 3/12/2009

Price Color Codes: <=0 >=100 >=200

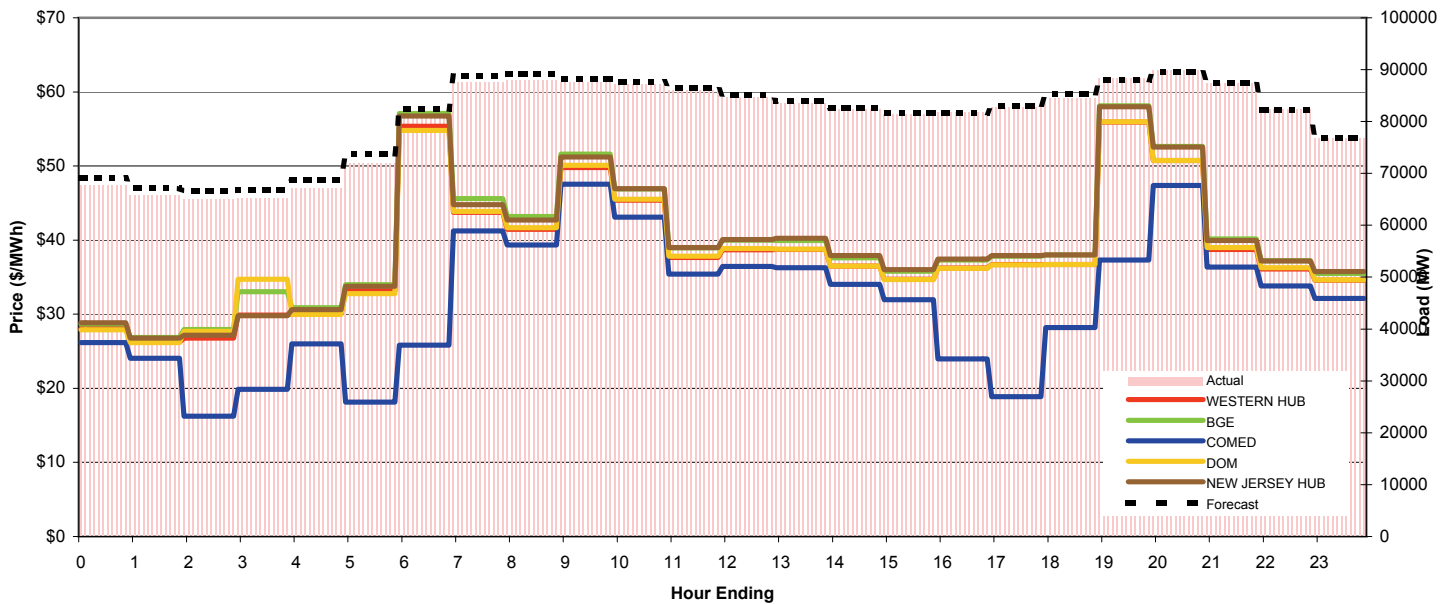
Day-Ahead Prices and Forecast Load

	HE1	HE2	HE3	HE4	HE5	HE6	HE7	HE8	HE9	HE10	HE11	HE12	HE13	HE14	HE15	HE16	HE17	HE18	HE19	HE20	HE21	HE22	HE23	HE24	avg all/peak
WESTERN HUB	34.38	33.42	32.94	32.48	34.36	39.12	51.68	55.96	52.41	52.11	51.60	50.29	47.79	45.77	43.98	42.32	43.02	44.81	48.27	59.13	57.84	51.31	41.93	37.82	45 / 49
BGE	36.014	35.086	34.574	34.342	35.842	41.093	54.593	59.086	55.209	54.91	54.46	53.17	50.512	47.938	46.317	44.657	45.578	47.626	51.751	62.451	59.775	53.668	43.267	38.958	48 / 52
COMED	24.394	24.14	22.64	21.822	23.482	25.621	32.129	46.435	42.874	41.983	40.608	39.403	37.163	35.208	33.896	32.534	31.856	32.77	35.385	48.461	50.715	41.214	35.067	30.735	35 / 39
DOM	35.942	35.173	34.719	34.543	35.549	40.73	53.961	55.033	54.684	54.347	54.163	52.911	50.329	47.399	46.206	44.619	45.679	47.671	51.026	61.149	58.121	53.655	42.683	38.145	47 / 51
NEW JERSEY HUB	35.55	34.00	33.42	32.92	35.02	39.97	52.49	55.63	53.36	53.24	52.71	51.96	49.43	47.38	45.38	43.95	44.39	46.07	49.26	61.79	59.58	52.27	43.71	39.48	46 / 51
DA Forecast	69.1	67.1	66.6	66.8	68.6	73.7	82.3	88.8	89.2	88.2	87.6	86.5	85.2	84.0	82.6	81.5	81.7	83.0	85.3	88.1	89.6	87.4	82.3	76.9	81 / 86



Preliminary Real-Time Prices with Forecasted and Actual System Load

	HE1	HE2	HE3	HE4	HE5	HE6	HE7	HE8	HE9	HE10	HE11	HE12	HE13	HE14	HE15	HE16	HE17	HE18	HE19	HE20	HE21	HE22	HE23	HE24	avg all/peak
WESTERN HUB	28.07	26.20	26.78	29.87	30.07	33.15	55.35	43.77	41.46	49.77	45.40	37.67	38.72	36.51	34.73	36.23	36.73	36.72	55.93	50.75	38.76	36.10	34.60	38 / 41	
BGE	28.694	26.847	27.946	33.049	30.856	33.967	57.084	45.594	43.18	51.614	46.897	38.959	39.99	39.941	37.627	35.803	37.295	37.849	37.984	58.123	52.635	40.145	37.221	35.491	40 / 43
COMED	26.18	24.056	16.218	19.846	25.987	18.127	25.842	41.218	39.321	47.528	43.091	35.415	36.468	36.263	34.035	31.971	23.987	18.852	28.19	37.298	47.381	36.352	33.799	32.149	32 / 36
DOM	27.914	26.15	27.685	34.718	29.959	32.757	54.802	43.867	41.679	50.087	45.513	37.81	38.85	38.799	36.511	34.686	36.18	36.656	36.696	55.95	50.758	38.988	36.273	34.637	39 / 41
NEW JERSEY HUB	28.83	26.78	27.17	29.79	30.61	33.77	56.76	44.80	42.73	51.23	46.95	39.01	40.08	40.23	37.93	36.00	37.43	37.90	37.99	58.00	52.53	39.95	37.19	35.74	40 / 42
Percent Forecast	-1.87	-2.00	-2.25	-2.23	-2.22	-2.46	-1.25	-1.31	-1.42	-0.63	-0.52	-0.59	-0.51	-0.40	-0.27	-0.20	0.19	-0.15	-0.83	0.28	0.28	-0.13	0.09	-0.01	
RTLoad	67.8	65.825	65.106	65.322	67.149	71.954	81.327	87.658	87.98	87.68	87.162	86.037	84.742	83.674	82.383	81.371	81.865	82.875	84.595	88.314	89.862	87.323	82.402	76.871	



PJM Daily Report

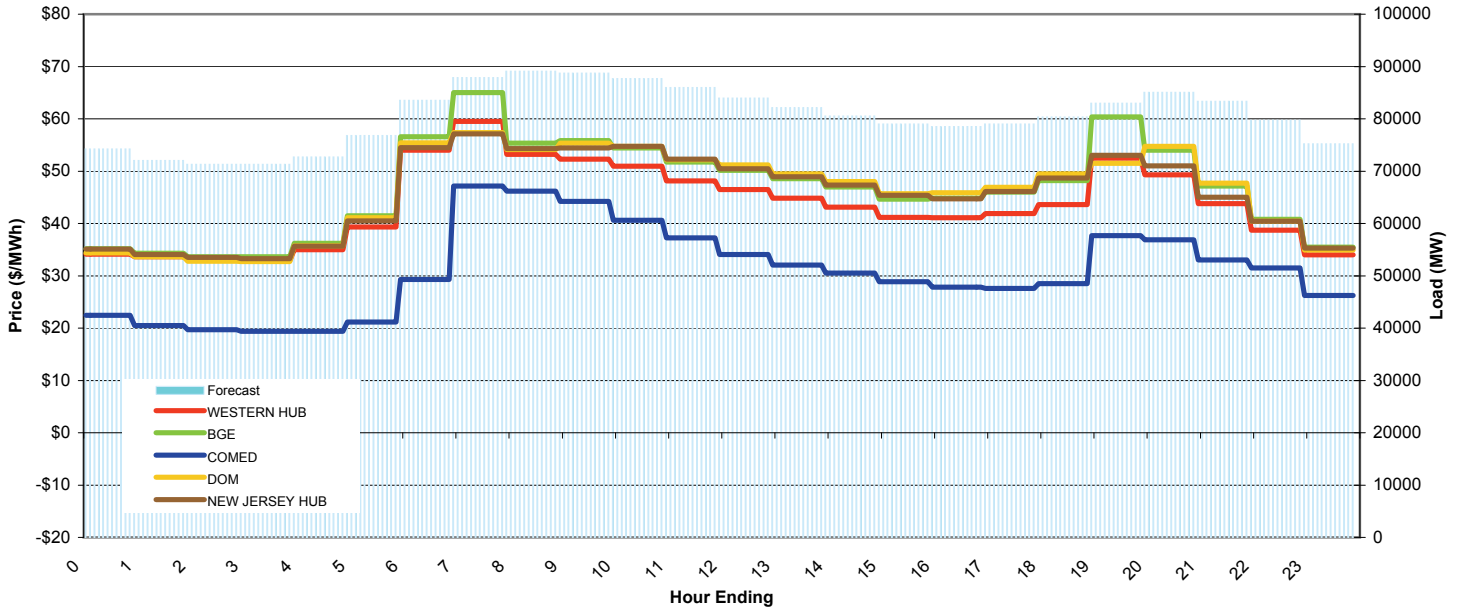
Report for: 3/13/2009

Price Color Codes:

<=0	>=100	>=200
-----	-------	-------

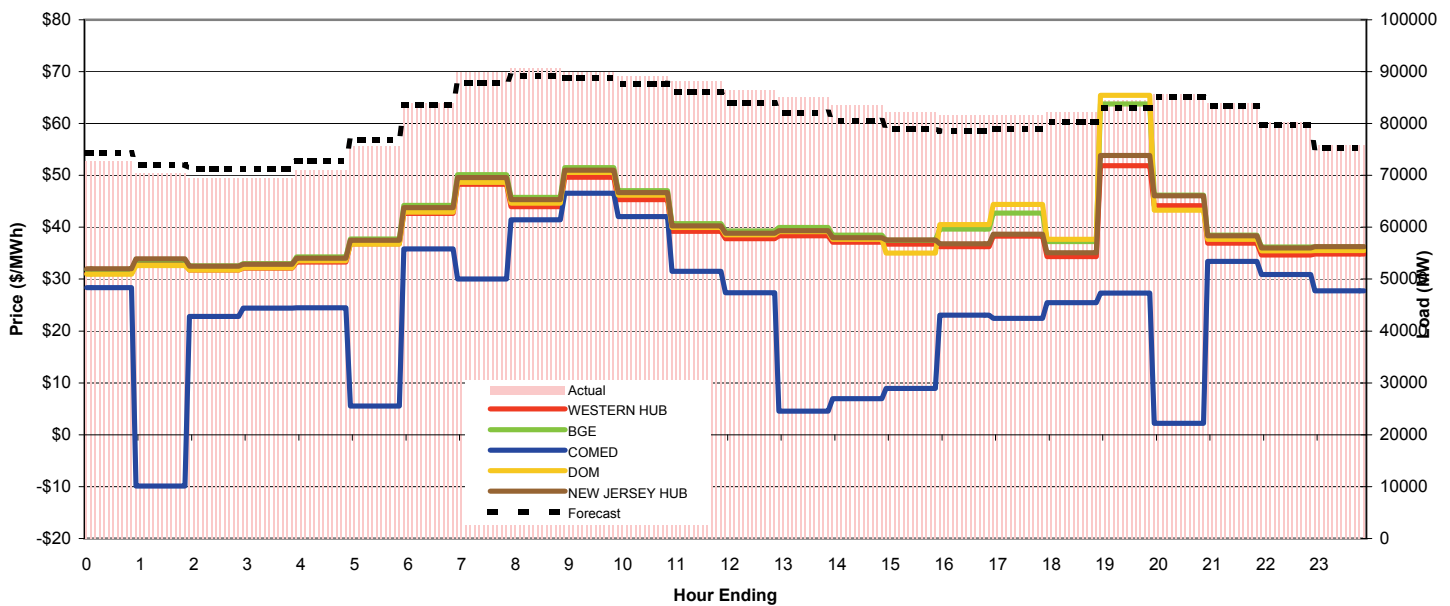
Day-Ahead Prices and Forecast Load

	HE1	HE2	HE3	HE4	HE5	HE6	HE7	HE8	HE9	HE10	HE11	HE12	HE13	HE14	HE15	HE16	HE17	HE18	HE19	HE20	HE21	HE22	HE23	HE24	avg all/peak
WESTERN HUB	34.11	33.62	33.00	32.90	35.01	39.33	54.00	59.52	53.22	52.29	50.93	48.13	46.45	44.85	43.15	41.18	41.08	41.93	43.61	52.49	49.29	43.81	38.74	34.01	44 / 47
BGE	35.181	34.311	33.658	33.653	36.185	41.47	56.589	65.001	55.367	55.847	54.417	51.734	50.183	48.578	46.976	44.65	44.858	45.986	48.201	60.364	54.03	47.154	40.785	35.497	47 / 51
COMED	22.439	20.494	19.705	19.414	19.387	21.152	29.306	47.145	46.201	44.204	40.585	37.239	34.055	32.067	30.542	28.885	27.848	27.575	28.479	37.663	36.853	33.027	31.487	26.234	31 / 35
DOM	34.401	33.62	32.799	32.73	35.694	41.094	55.396	57.372	54.125	55.375	54.714	52.152	51.21	49.486	48.042	45.676	45.862	46.929	49.502	51.518	54.732	47.724	40.442	34.915	46 / 50
NEW JERSEY HUB	35.10	34.04	33.54	33.27	35.67	40.48	54.47	57.13	54.33	54.45	54.72	52.31	50.43	48.96	47.36	45.40	44.72	46.13	48.70	53.04	51.01	45.01	40.42	35.30	46 / 50
DA Forecast	74.3	72.0	71.3	71.3	72.7	76.8	83.6	87.9	89.1	88.7	87.7	86.0	83.9	82.1	80.5	79.0	78.5	79.1	80.4	83.0	85.1	83.3	79.7	75.2	80 / 83



Preliminary Real-Time Prices with Forecasted and Actual System Load

	HE1	HE2	HE3	HE4	HE5	HE6	HE7	HE8	HE9	HE10	HE11	HE12	HE13	HE14	HE15	HE16	HE17	HE18	HE19	HE20	HE21	HE22	HE23	HE24	avg all/peak
WESTERN HUB	31.08	33.17	31.78	32.13	33.33	36.81	42.70	48.32	44.00	49.63	45.31	39.21	37.81	38.36	37.11	36.76	36.26	38.27	34.35	51.86	44.16	36.94	34.69	34.84	39 / 41
BGE	31.845	33.668	32.542	32.994	34.278	37.772	44.249	50.143	45.732	51.528	47.045	40.683	39.276	39.974	38.478	37.513	39.665	42.722	37.279	63.791	46.223	38.499	36.178	36.224	41 / 43
COMED	28.346	-9.877	22.797	24.388	24.507	5.5616	35.823	30.026	41.47	46.537	42.091	31.532	27.348	4.5399	6.9329	8.9184	23.035	22.447	25.477	27.322	2.203	33.436	30.902	27.729	23 / 25
DOM	30.987	32.65	31.763	32.22	33.574	36.747	42.921	48.674	44.644	50.583	46.212	39.975	38.557	39.14	37.672	34.997	40.51	44.395	37.691	65.454	43.287	37.668	35.455	35.493	40 / 43
NEW JERSEY HUB	32.04	33.92	32.53	32.88	34.05	37.47	43.79	49.61	45.36	51.03	46.68	40.29	38.83	39.37	38.00	37.59	36.84	38.69	35.10	53.84	46.05	38.36	36.03	36.24	40 / 42
Percent Forecast	-2.10	-2.31	-2.70	-2.60	-2.42	-1.57	0.37	2.31	1.60	1.32	1.67	2.41	2.93	3.53	3.57	3.81	3.84	3.18	2.09	1.84	0.69	0.68	0.62	0.83	
RTLload	72.733	70.416	69.417	69.506	71.019	75.633	83.878	89.943	90.559	89.905	89.167	88.148	86.479	85.13	83.503	82.168	81.644	81.648	82.087	84.525	85.686	83.91	80.238	75.878	



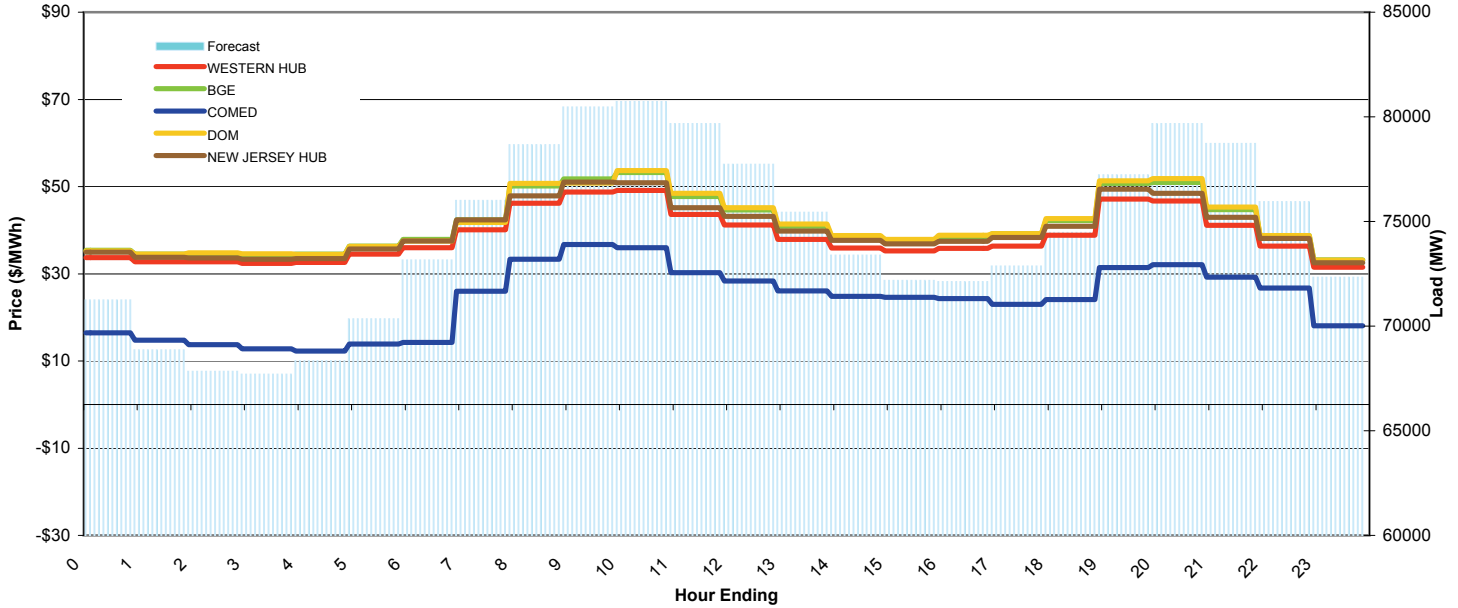
PJM Daily Report

Report for: 3/14/2009

Price Color Codes: <=0 >=100 >=200

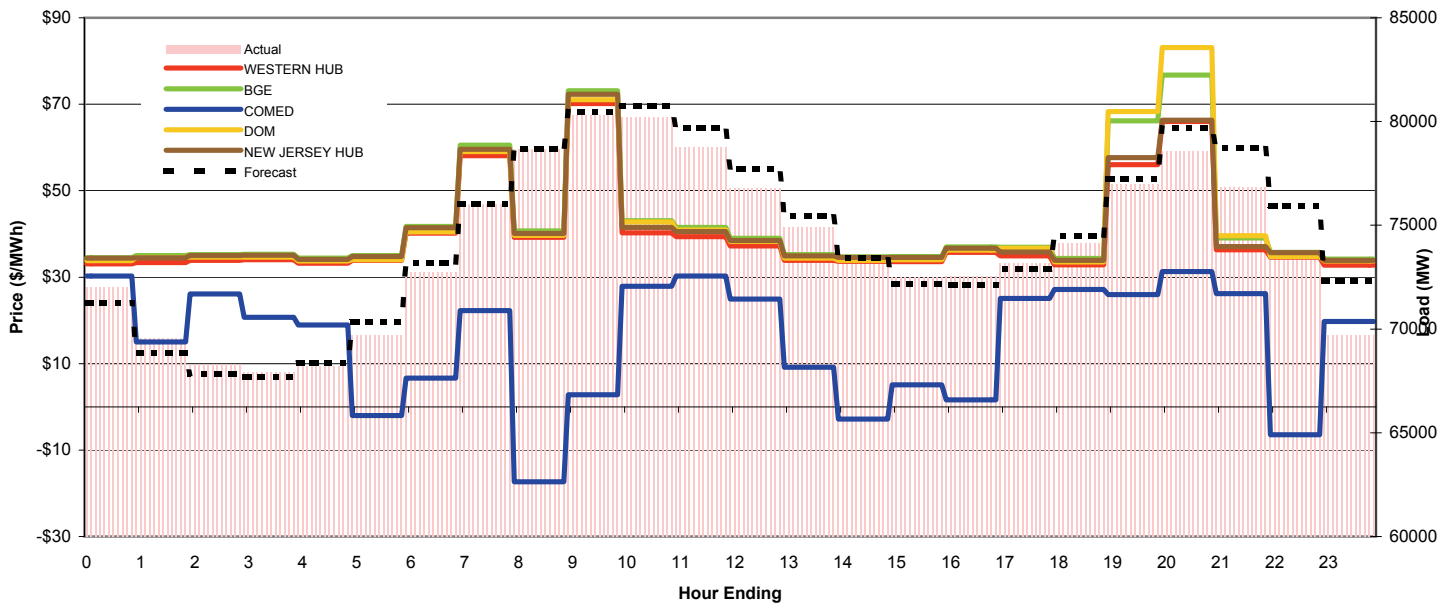
Day-Ahead Prices and Forecast Load

	HE1	HE2	HE3	HE4	HE5	HE6	HE7	HE8	HE9	HE10	HE11	HE12	HE13	HE14	HE15	HE16	HE17	HE18	HE19	HE20	HE21	HE22	HE23	HE24	avg all/peak
WESTERN HUB	33.69	32.74	32.73	32.41	32.59	34.52	36.00	40.12	46.17	48.72	49.14	43.59	41.17	37.90	35.89	35.25	35.85	36.38	38.86	47.10	46.68	41.12	36.33	31.48	32 / 41
BGE	35.426	34.537	34.556	34.337	34.499	36.381	37.925	42.383	50.165	51.782	53.212	47.743	44.632	40.932	38.55	37.557	38.402	39.19	42.199	50.766	50.926	44.723	38.769	33.2	41 / 44
COMED	16.458	14.764	13.725	12.783	12.255	13.876	14.281	25.993	33.358	36.713	36.003	30.287	28.384	26.05	24.804	24.628	24.296	22.954	24.086	31.396	32.107	29.212	26.746	18.1	24 / 29
DOM	35.256	34.495	34.775	34.582	34.429	36.239	37.56	41.767	50.719	50.787	53.645	48.467	45.179	41.429	38.779	37.911	38.815	39.225	42.676	51.351	51.829	45.269	38.742	33.122	42 / 45
NEW JERSEY HUB	34.98	33.82	33.63	33.32	33.48	35.71	37.49	42.35	47.86	51.01	50.92	45.19	43.19	39.80	37.69	36.87	37.48	38.36	40.88	49.42	48.43	42.95	38.14	32.56	40 / 43
DA Forecast	71.3	68.9	67.8	67.7	68.4	70.4	73.2	76.0	78.7	80.5	80.7	79.7	77.7	75.5	73.4	72.2	72.1	72.9	74.5	77.2	79.7	78.7	75.9	72.3	74 / 77



Preliminary Real-Time Prices with Forecasted and Actual System Load

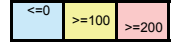
	HE1	HE2	HE3	HE4	HE5	HE6	HE7	HE8	HE9	HE10	HE11	HE12	HE13	HE14	HE15	HE16	HE17	HE18	HE19	HE20	HE21	HE22	HE23	HE24	avg all/peak
WESTERN HUB	33.09	33.37	33.87	34.05	33.21	33.88	40.22	58.09	39.19	70.19	40.22	39.33	37.21	33.90	33.65	33.63	35.76	34.91	32.85	56.01	66.00	36.32	34.84	32.75	40 / 43
BGE	34.5	34.975	35.253	35.326	34.428	34.994	41.726	60.514	40.729	73.127	43.083	41.534	39.014	35.222	34.737	34.79	37.021	36.942	34.313	66.181	76.765	39.102	35.709	34.181	42 / 46
COMED	30.244	15.014	26.136	20.717	18.916	-2.008	6.617	22.232	-17.31	2.8116	27.887	30.272	24.894	9.1616	-2.851	5.1028	1.637	25.065	27.158	25.976	31.282	26.193	-6.442	19.758	15 / 15
DOM	33.829	34.577	34.646	34.645	33.754	34	40.489	59.05	39.656	71.069	42.735	40.937	38.261	34.383	33.855	34.028	36.267	36.711	33.505	68.292	83.133	39.613	34.791	33.72	42 / 45
NEW JERSEY HUB	34.43	34.47	35.01	35.08	34.12	34.75	41.42	59.60	40.11	72.29	41.48	40.58	38.46	34.95	34.58	34.55	36.71	35.84	33.87	57.61	66.28	37.05	35.69	33.87	41 / 44
Percent Forecast	1.06	0.95	0.64	0.32	-0.25	-0.96	-0.57	0.01	0.02	-0.21	-0.65	-1.18	-1.24	-0.71	0.12	0.42	0.57	0.41	-0.45	-0.35	-1.42	-2.49	-3.19	-3.77	
RTLoad	72.014	69.528	68.279	67.923	68.185	69.684	72.755	76.012	78.684	80.304	80.208	78.749	76.791	74.917	73.484	72.489	72.536	73.182	74.148	76.967	78.558	76.812	73.599	69.71	



PJM Daily Report

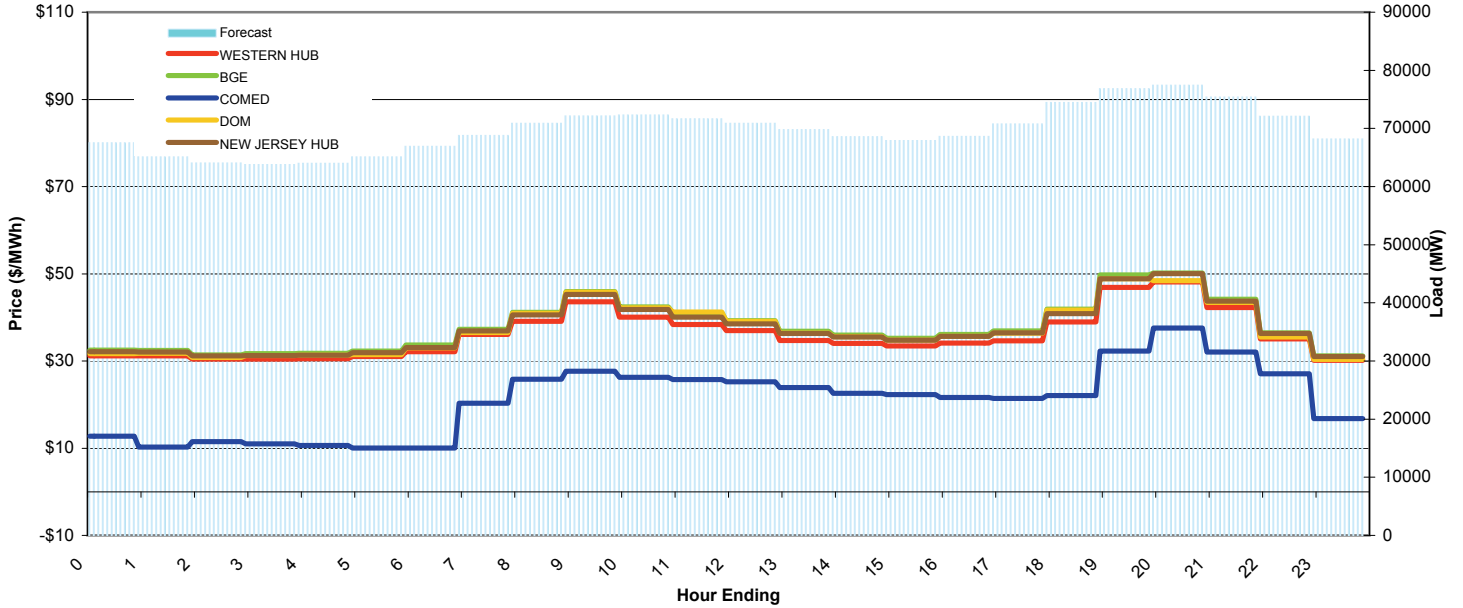
Report for: 3/15/2009

Price Color Codes:



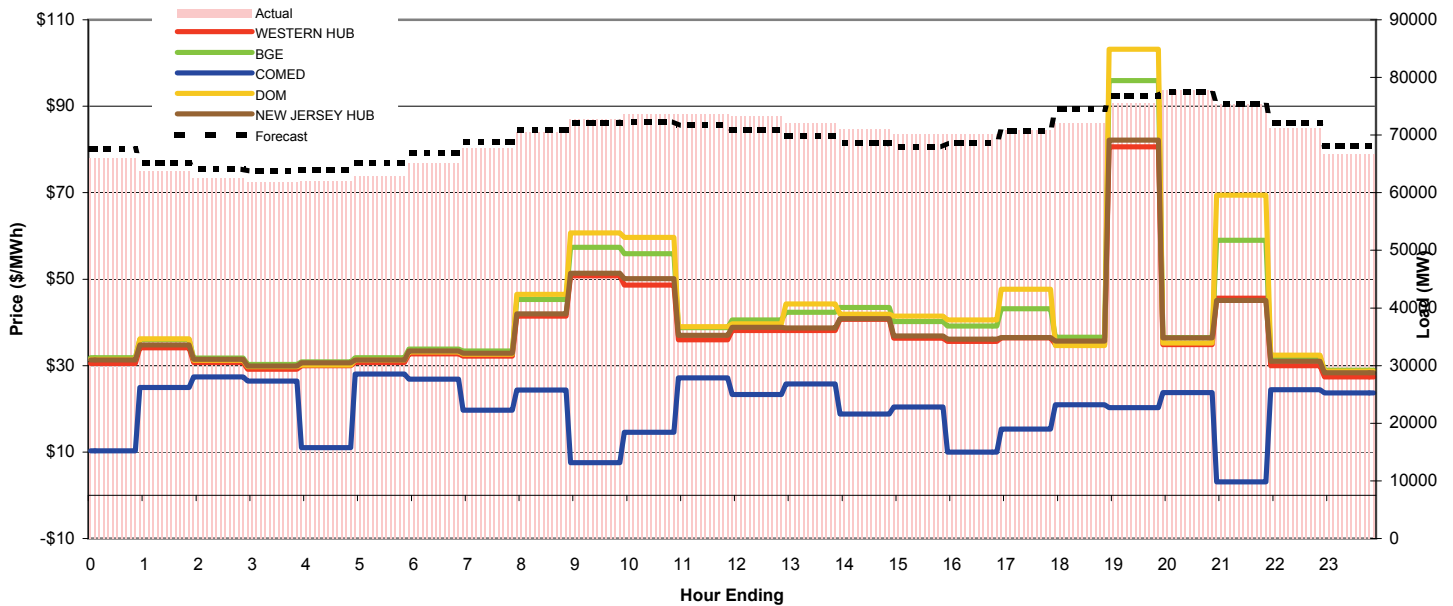
Day-Ahead Prices and Forecast Load

	HE1	HE2	HE3	HE4	HE5	HE6	HE7	HE8	HE9	HE10	HE11	HE12	HE13	HE14	HE15	HE16	HE17	HE18	HE19	HE20	HE21	HE22	HE23	HE24	avg	all/peak
WESTERN HUB	31.16	31.20	30.44	30.43	30.50	31.04	32.16	36.06	39.08	43.57	40.02	38.39	36.98	34.66	34.00	33.43	34.11	34.63	38.95	46.89	48.15	42.24	35.08	30.17	36	39
BGE	32.49	32.451	31.429	31.684	31.79	32.258	33.69	37.294	41.173	45.908	42.397	41.062	39.278	36.822	35.953	35.215	36.084	36.902	41.864	49.708	50.219	44.158	36.466	31.2	38	41
COMED	12.77	10.286	11.492	11.02	10.621	10	10	20.28	25.804	27.656	26.257	25.768	25.249	23.874	22.623	22.271	21.619	21.415	22.081	32.304	37.527	32.08	27.039	16.784	21	26
DOM	31.671	31.735	30.776	31.263	31.35	31.468	33.008	36.501	40.968	45.783	42.2	41.23	39.125	36.417	35.572	34.764	35.627	36.381	41.699	48.866	48.446	43.467	35.485	30.365	37	40
NEW JERSEY HUB	32.15	32.07	31.20	31.28	31.30	31.88	33.06	36.93	40.55	45.24	41.79	40.04	38.53	36.32	35.49	34.80	35.63	36.48	40.83	48.85	50.02	43.69	36.32	31.00	37	40
DA Forecast	67.5	65.1	64.1	63.8	64.0	65.1	66.9	68.8	70.9	72.2	72.3	71.7	70.9	69.8	68.6	67.9	68.6	70.8	74.5	76.8	77.5	75.4	72.1	68.2	70	72



Preliminary Real-Time Prices with Forecasted and Actual System Load

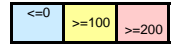
	HE1	HE2	HE3	HE4	HE5	HE6	HE7	HE8	HE9	HE10	HE11	HE12	HE13	HE14	HE15	HE16	HE17	HE18	HE19	HE20	HE21	HE22	HE23	HE24	avg	all/peak
WESTERN HUB	30.52	34.16	30.73	29.19	29.95	30.73	32.69	32.20	41.43	50.77	48.63	35.97	38.10	38.09	40.72	36.33	35.57	36.44	34.94	80.59	34.87	45.62	29.97	27.38	38	41
BGE	31.838	36.072	31.782	30.25	30.845	31.828	33.829	33.389	45.27	57.379	55.868	38.793	40.544	42.352	43.43	40.174	39.121	43.174	36.558	95.962	36.475	59.016	32.114	28.916	41	46
COMED	10.25	24.905	27.378	26.43	11.053	28.079	26.837	19.692	24.349	7.5741	14.566	27.192	23.278	25.777	18.788	20.445	10.016	15.354	20.946	20.261	23.783	3.0742	24.433	23.693	20	19
DOM	31.456	36.186	31.208	29.74	30.127	31.32	33.183	32.644	46.482	60.675	59.646	39.011	39.683	44.242	41.93	41.472	40.553	47.685	34.606	103.22	35.26	69.411	32.387	28.746	43	48
NEW JERSEY HUB	31.30	34.82	31.44	29.87	30.62	31.33	33.41	32.89	41.94	51.38	50.10	37.00	38.86	38.72	40.88	36.85	36.13	36.52	35.68	82.18	36.39	45.05	30.99	28.32	38	42
Percent Forecast	-2.35	-2.04	-2.48	-3.24	-3.54	-2.65	-1.78	-0.61	0.90	1.76	2.58	3.10	3.23	3.43	3.09	2.09	0.08	-3.35	-1.82	0.31	-0.11	-1.28	-2.40			
RTLload	65.963	63.798	62.505	61.775	61.898	62.891	65.209	67.63	70.477	72.815	73.629	73.572	73.189	72.124	71.007	70.113	70.098	70.822	72.04	75.453	77.718	75.355	71.18	66.601		



PJM Daily Report

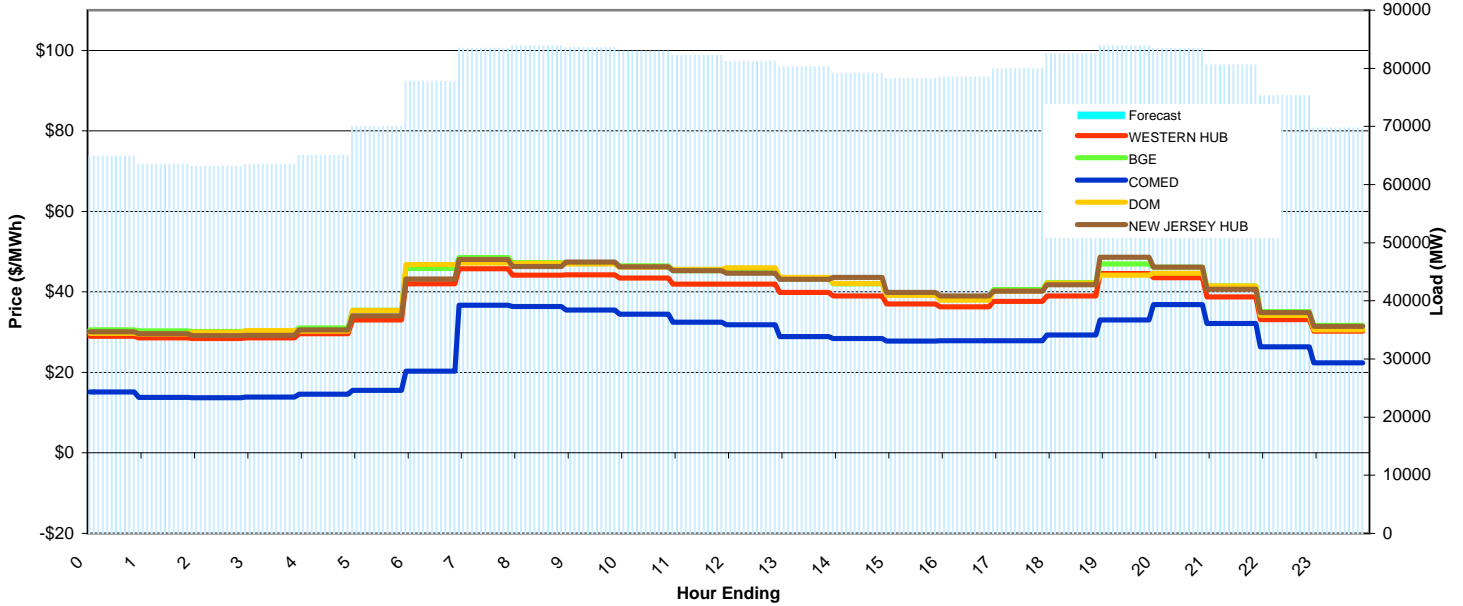
Report for: 3/16/2009

Price Color Codes:



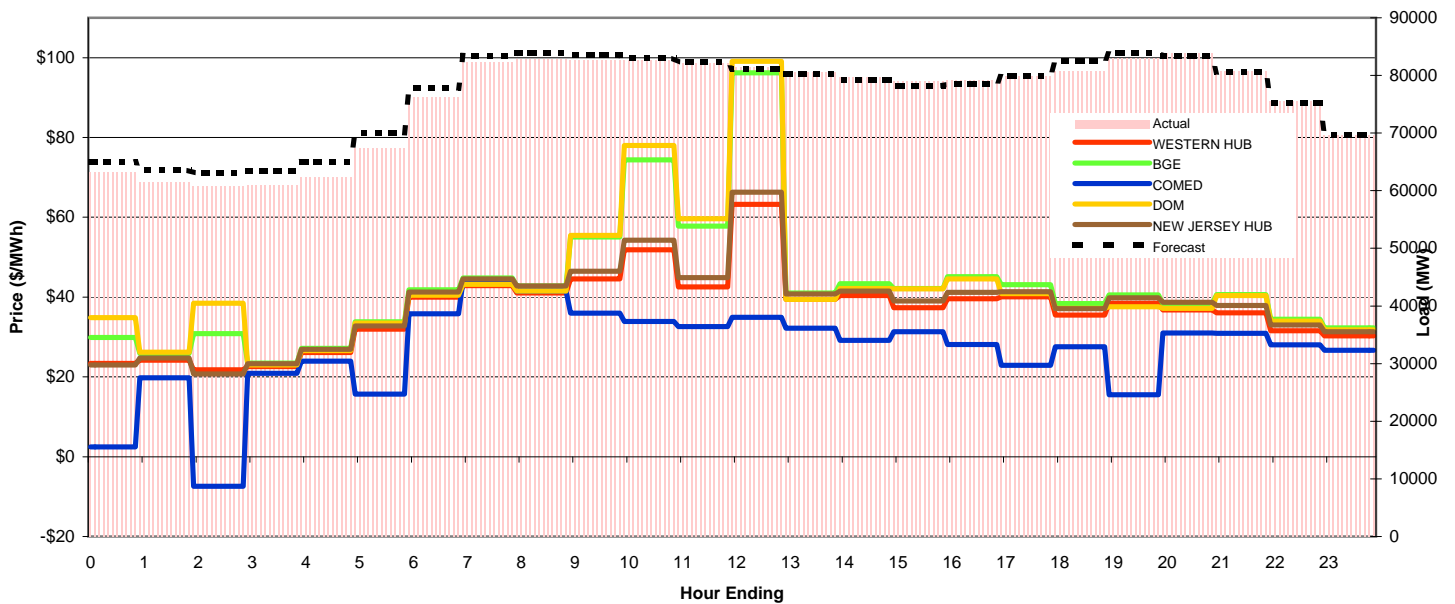
Day-Ahead Prices and Forecast Load

	HE1	HE2	HE3	HE4	HE5	HE6	HE7	HE8	HE9	HE10	HE11	HE12	HE13	HE14	HE15	HE16	HE17	HE18	HE19	HE20	HE21	HE22	HE23	HE24	avg all/peak
WESTERN HUB	28.96	28.59	28.40	28.56	29.61	33.05	42.04	45.73	44.15	44.26	43.41	41.93	41.92	39.91	39.02	37.00	36.32	37.66	39.00	44.57	43.53	38.77	33.15	30.24	37 / 41
BGE	30.545	30.295	30.141	30.26	31.062	35.413	45.796	48.54	47.269	47.22	46.477	45.313	45.48	43.254	42.01	39.623	38.832	40.609	42.351	46.978	46.127	41.451	35.125	31.708	40 / 44
COMED	15.144	13.821	13.716	13.874	14.55	15.543	20.31	36.718	36.352	35.48	34.433	32.505	31.84	28.933	28.406	27.773	27.852	27.883	29.314	33.048	36.873	32.134	26.369	22.374	26 / 32
DOM	29.681	29.568	29.976	30.371	30.246	35.422	46.795	47.217	47.087	46.946	46.15	45.557	45.982	43.608	42.105	39.177	37.963	40.187	42.168	44.151	44.648	41.485	34.112	30.548	40 / 43
NEW JERSEY HUB	30.08	29.63	29.15	29.19	30.60	34.06	43.24	48.07	46.29	47.44	46.24	45.26	44.63	43.09	43.62	39.90	38.97	40.15	41.81	48.60	46.13	40.70	34.85	31.48	40 / 43
DA Forecast	64.9	63.5	63.1	63.5	65.0	70.0	77.8	83.4	83.9	83.5	83.0	82.3	81.2	80.2	79.2	78.2	78.5	79.9	82.5	83.9	83.4	80.6	75.3	69.8	77 / 81



Preliminary Real-Time Prices with Forecasted and Actual System Load

	HE1	HE2	HE3	HE4	HE5	HE6	HE7	HE8	HE9	HE10	HE11	HE12	HE13	HE14	HE15	HE16	HE17	HE18	HE19	HE20	HE21	HE22	HE23	HE24	avg all/peak
WESTERN HUB	23.41	24.22	21.81	22.60	26.15	31.99	39.97	42.90	41.00	44.54	51.88	42.59	63.21	39.41	40.42	37.33	39.59	40.08	35.49	38.44	36.78	36.07	31.60	30.29	37 / 41
BGE	29.849	25.903	30.819	23.461	27.184	33.783	41.843	44.836	42.823	55.053	74.363	57.794	96.212	41.014	43.389	42.169	45.137	43.119	38.356	40.558	38.419	40.615	34.42	32.28	43 / 49
COMED	2.4431	19.797	-7.42	20.938	23.968	15.713	35.838	44.033	41.482	36.007	33.866	32.643	34.925	32.248	29.132	31.335	28.103	22.891	27.539	15.511	30.969	30.915	28.022	26.706	27 / 31
DOM	34.885	26.196	38.504	23.016	26.593	33.487	40.45	43.232	41.501	55.473	78.002	59.623	99.101	39.437	42.158	42.086	44.566	40.869	37.172	37.585	37.143	40.358	33.986	31.841	43 / 48
NEW JERSEY HUB	23.01	24.75	20.78	23.28	26.91	32.79	41.26	44.54	42.77	46.48	54.25	44.87	66.26	40.82	41.47	39.04	41.18	41.33	37.08	39.84	38.67	37.93	33.00	31.35	38 / 43
Percent Forecast	-2.82	-3.33	-3.89	-4.26	-4.25	-3.99	-1.98	-1.39	-1.36	-1.03	-0.32	-0.09	0.19	0.34	0.57	0.93	0.90	-0.05	-2.21	-1.13	0.51	0.27	0.26	-0.09	
RTLload	63.114	61.465	60.763	60.865	62.382	67.271	76.282	82.282	82.759	82.693	82.694	82.182	81.324	80.523	79.633	78.969	79.189	79.898	80.711	82.968	83.809	80.806	75.503	69.699	



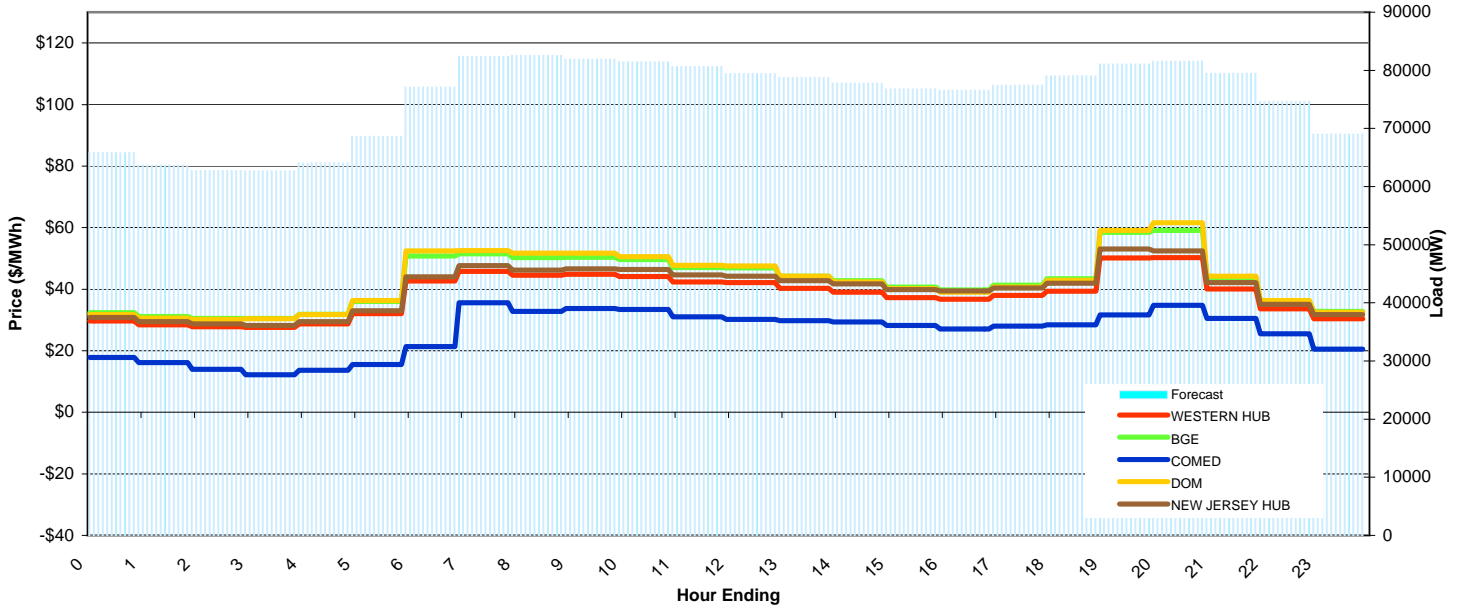
PJM Daily Report

Report for: 3/17/2009

Price Color Codes: <=0 >=100 >=200

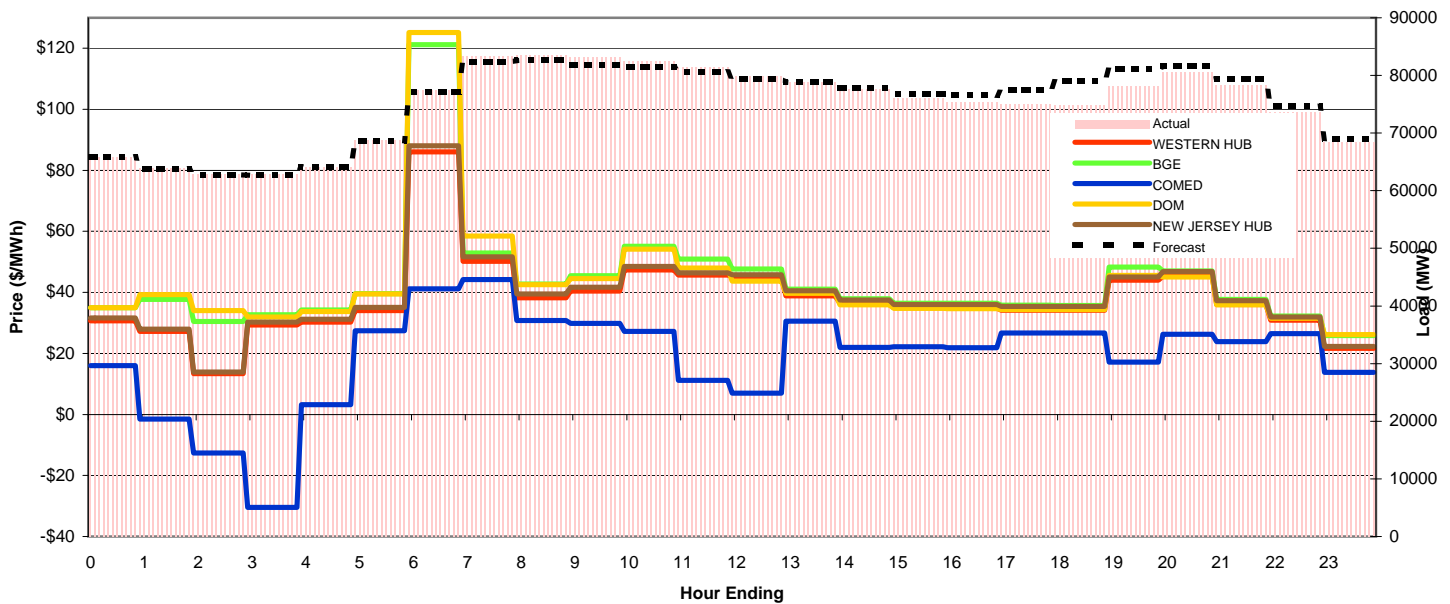
Day-Ahead Prices and Forecast Load

	HE1	HE2	HE3	HE4	HE5	HE6	HE7	HE8	HE9	HE10	HE11	HE12	HE13	HE14	HE15	HE16	HE17	HE18	HE19	HE20	HE21	HE22	HE23	HE24	avg all/peak
WESTERN HUB	29.70	28.38	27.80	27.59	28.69	32.07	42.66	45.80	44.53	44.81	44.07	42.30	42.10	40.26	38.97	37.25	36.69	37.97	39.34	50.12	50.27	40.06	33.61	30.40	38 / 42
BGE	32.383	31.108	30.5	30.495	31.88	36.015	50.82	51.461	50.299	50.361	49.601	47.026	46.887	44.24	42.738	40.649	39.773	41.29	43.34	58.431	59.105	43.711	36.181	32.8	43 / 47
COMED	17.826	16.138	13.957	12.237	13.649	15.514	21.329	35.608	32.82	33.715	33.41	31.04	30.198	29.717	29.358	28.223	27.114	28.01	28.413	31.676	34.771	30.522	25.461	20.485	26 / 31
DOM	31.727	30.583	30.173	30.418	31.727	36.299	52.471	52.541	51.706	51.724	50.596	47.704	47.58	44.241	42.397	40.174	38.973	40.722	42.894	59.094	61.567	44.194	36.28	32.42	43 / 47
NEW JERSEY HUB	30.81	29.43	28.72	28.21	29.48	33.02	44.01	47.64	46.21	46.64	46.37	44.67	44.18	42.76	41.67	39.83	39.42	40.33	41.91	53.05	52.49	42.11	35.03	31.77	40 / 44
DA Forecast	65.8	63.7	62.7	62.7	64.1	68.6	77.1	82.4	82.6	81.9	81.5	80.6	79.4	78.8	77.8	76.8	76.6	77.5	79.1	81.1	81.6	79.5	74.6	69.0	75 / 79



Preliminary Real-Time Prices with Forecasted and Actual System Load

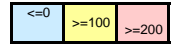
	HE1	HE2	HE3	HE4	HE5	HE6	HE7	HE8	HE9	HE10	HE11	HE12	HE13	HE14	HE15	HE16	HE17	HE18	HE19	HE20	HE21	HE22	HE23	HE24	avg all/peak
WESTERN HUB	30.72	27.18	13.41	29.36	30.25	34.09	86.01	50.17	38.20	40.42	47.37	45.71	45.24	38.92	36.42	34.94	34.93	34.17	34.12	43.97	45.26	36.07	30.90	21.64	38 / 40
BGE	35.032	37.729	30.473	32.659	34.223	39.651	121.15	52.952	42.778	45.457	55.172	50.878	47.673	41.074	37.95	36.454	36.437	35.838	35.742	48.295	47.074	37.67	32.271	25.886	43 / 43
COMED	16.049	-1.552	-12.64	-30.5	3.2485	27.39	41.196	44.247	30.788	29.877	27.263	11.137	6.9668	30.58	22.01	22.164	21.884	26.668	26.717	17.117	26.318	23.849	26.461	13.784	19 / 25
DOM	35.037	39.329	33.995	31.892	33.679	39.522	125.13	58.5	42.531	44.545	54.163	47.958	43.725	39.652	35.887	34.751	34.701	34.349	34.307	45.526	45.081	35.936	31.477	26.138	43 / 41
NEW JERSEY HUB	31.67	28.00	13.89	30.25	31.19	35.07	88.02	51.67	39.46	41.72	48.52	46.39	45.79	40.53	37.55	36.06	36.04	35.40	35.35	45.01	46.82	37.30	31.97	22.34	39 / 41
Percent Forecast	0.04	0.35	0.28	0.33	0.04	0.28	0.39	1.10	1.15	1.49	1.27	1.01	0.59	0.03	-0.32	-0.99	-1.70	-3.33	-5.51	-3.82	-1.25	-1.41	-1.27	-0.98	
RTLoad	65.856	63.886	62.902	62.891	64.105	68.812	77.415	83.326	83.551	83.133	82.525	81.442	79.908	78.783	77.543	76.044	75.287	74.967	74.922	78.072	80.581	78.355	73.681	68.333	



PJM Daily Report

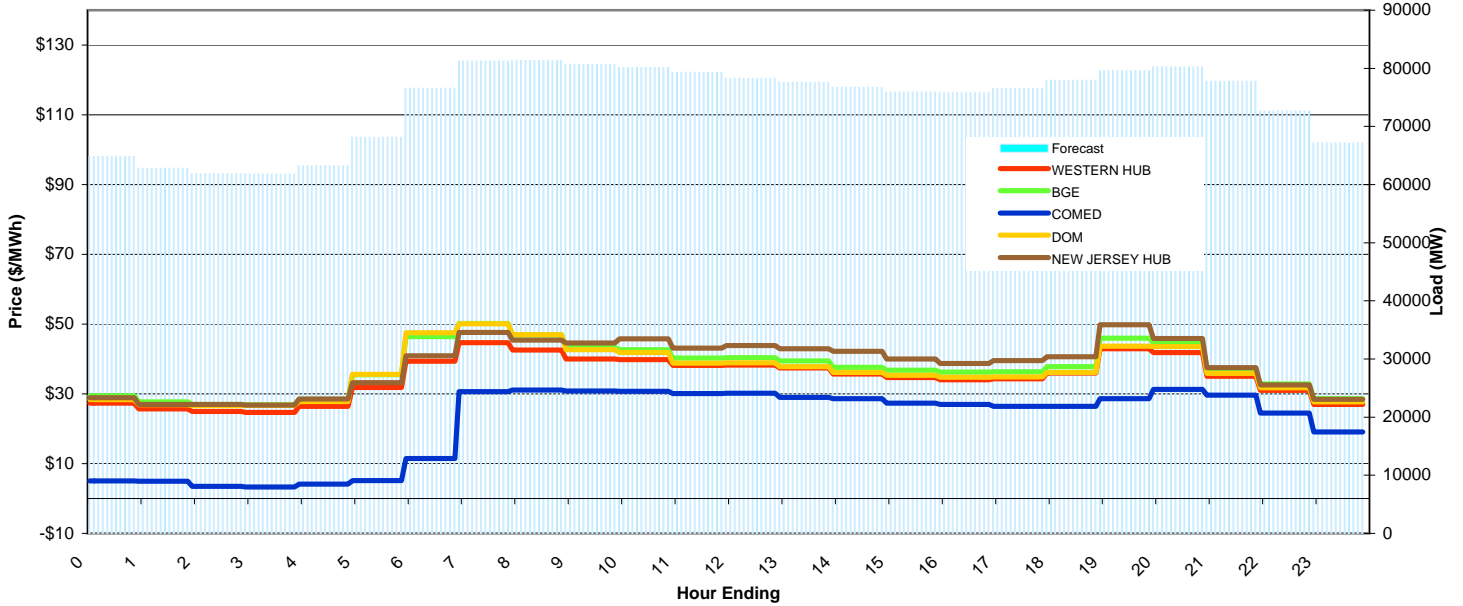
Report for: 3/18/2009

Price Color Codes:



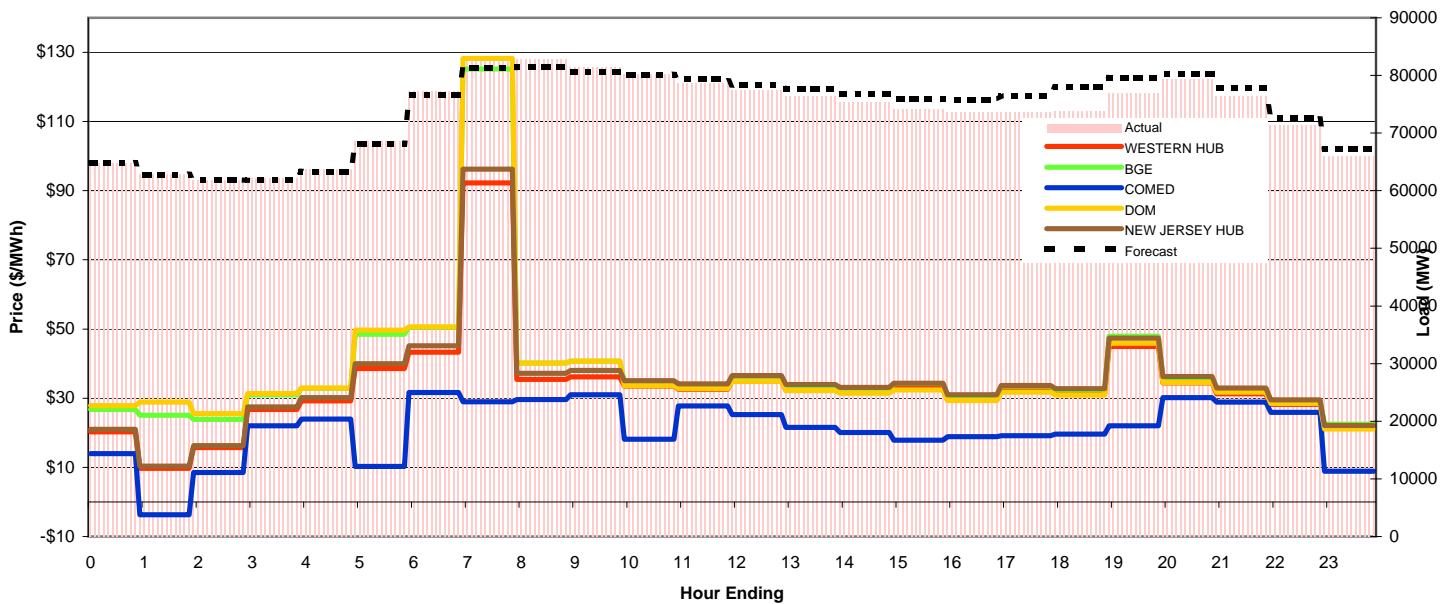
Day-Ahead Prices and Forecast Load

	HE1	HE2	HE3	HE4	HE5	HE6	HE7	HE8	HE9	HE10	HE11	HE12	HE13	HE14	HE15	HE16	HE17	HE18	HE19	HE20	HE21	HE22	HE23	HE24	avg all/peak
WESTERN HUB	27.36	25.69	24.92	24.69	26.43	31.86	39.32	44.65	42.53	40.03	39.77	38.20	38.26	37.40	35.65	34.70	34.05	34.35	35.99	42.93	41.79	35.03	31.03	26.98	35 / 38
BGE	29.405	27.676	26.964	26.837	28.48	35.52	46.428	50.142	46.904	43.343	42.706	40.317	40.35	39.453	37.597	36.767	36.245	36.287	37.819	45.93	44.7	36.836	32.844	28.661	37 / 41
COMED	5.0003	4.9124	3.5239	3.3232	4.089	5.0937	11.432	30.608	31.124	30.792	30.74	30.05	30.18	28.993	28.664	27.32	26.975	26.381	26.452	28.595	31.314	29.657	24.455	19.04	22 / 29
DOM	28.322	26.923	26.595	26.667	27.83	35.587	47.544	50.123	46.996	42.699	41.794	38.838	38.865	37.821	36.105	35.286	34.755	34.896	36.143	43.675	43.533	35.837	31.788	27.713	37 / 39
NEW JERSEY HUB	28.88	26.94	26.97	26.76	28.57	33.21	40.93	47.63	45.40	44.57	45.83	43.14	43.85	42.98	42.16	40.03	38.69	39.58	40.61	49.81	45.89	37.51	32.59	28.45	38 / 43
DA Forecast	64.8	62.8	61.8	61.8	63.3	68.2	76.6	81.3	81.4	80.6	80.1	79.3	78.3	77.6	76.7	75.9	75.8	76.5	78.0	79.6	80.2	77.8	72.7	67.2	74 / 78



Preliminary Real-Time Prices with Forecasted and Actual System Load

	HE1	HE2	HE3	HE4	HE5	HE6	HE7	HE8	HE9	HE10	HE11	HE12	HE13	HE14	HE15	HE16	HE17	HE18	HE19	HE20	HE21	HE22	HE23	HE24	avg all/peak
WESTERN HUB	20.21	9.70	15.70	26.70	29.24	38.57	43.26	92.24	35.41	36.17	33.46	32.58	34.95	32.33	31.63	32.94	29.56	32.29	31.22	44.98	34.44	31.32	28.25	21.71	33 / 37
BGE	26.758	25.114	23.9	31.001	32.878	48.493	50.476	125.16	40.131	40.732	34.671	33.892	36.39	33.54	32.828	34.209	30.704	33.525	32.366	47.886	35.932	32.683	29.403	22.469	38 / 41
COMED	13.987	-3.679	8.4652	22.002	23.935	10.281	31.647	28.986	29.637	30.989	18.176	27.786	25.263	21.532	20.08	17.884	18.906	19.175	19.568	21.989	30.162	28.882	25.865	8.8396	21 / 24
DOM	27.806	28.907	25.502	31.381	32.97	49.679	50.633	128.26	40.108	40.736	33.611	32.758	34.835	32.229	31.48	32.383	29.37	31.773	30.889	45.904	34.552	31.706	28.535	21.059	38 / 40
NEW JERSEY HUB	21.04	10.34	16.30	27.48	30.15	39.99	45.11	96.19	37.16	38.04	35.02	34.10	36.50	33.91	33.13	34.36	30.97	33.68	32.73	47.38	36.26	32.95	29.53	22.13	35 / 39
Percent Forecast	-0.09	-0.02	0.04	0.40	0.56	0.58	0.93	1.78	1.66	0.95	0.10	-0.92	-1.20	-1.56	-1.83	-2.43	-2.87	-3.88	-5.77	-3.49	-1.14	-1.75	-1.87	-1.87	
RTLload	64.779	62.791	61.868	62.068	63.625	68.551	77.275	82.741	82.749	81.395	80.213	78.618	77.335	76.404	75.347	74.082	73.695	73.664	73.712	76.939	79.344	76.433	71.339	65.921	



PJM Daily Report

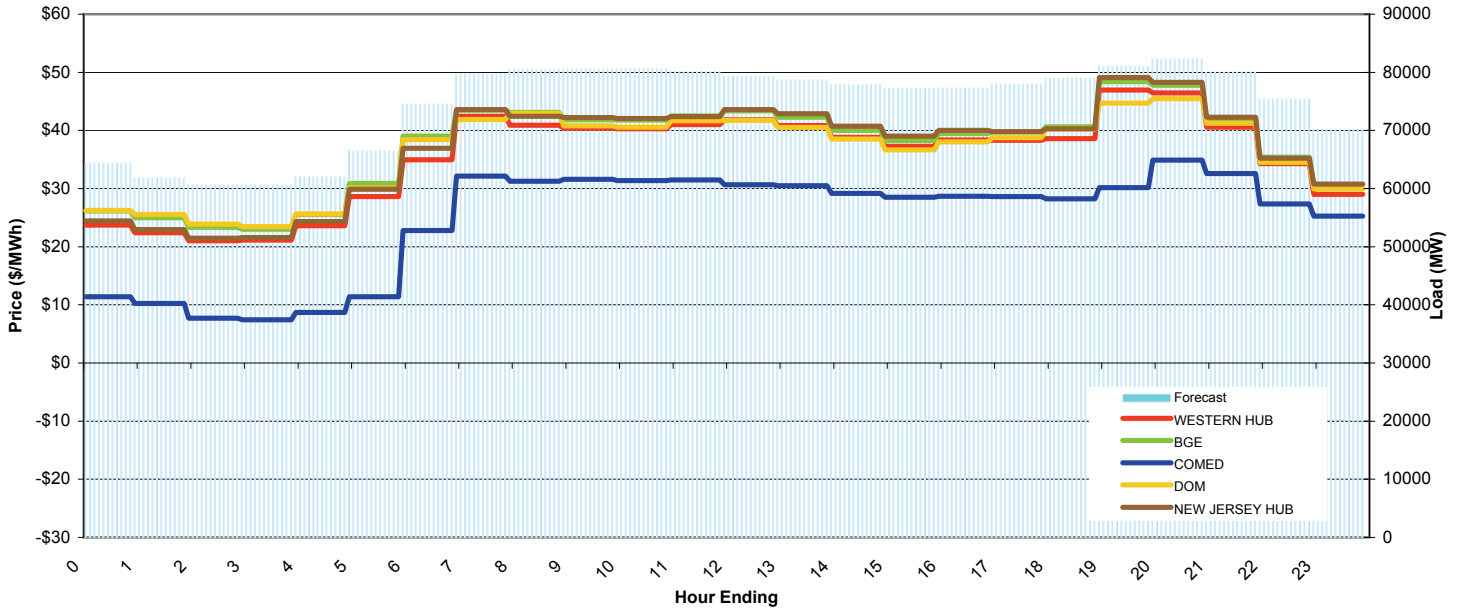
Report for: 3/19/2009

Price Color Codes:

<=0	>=100	>=200
-----	-------	-------

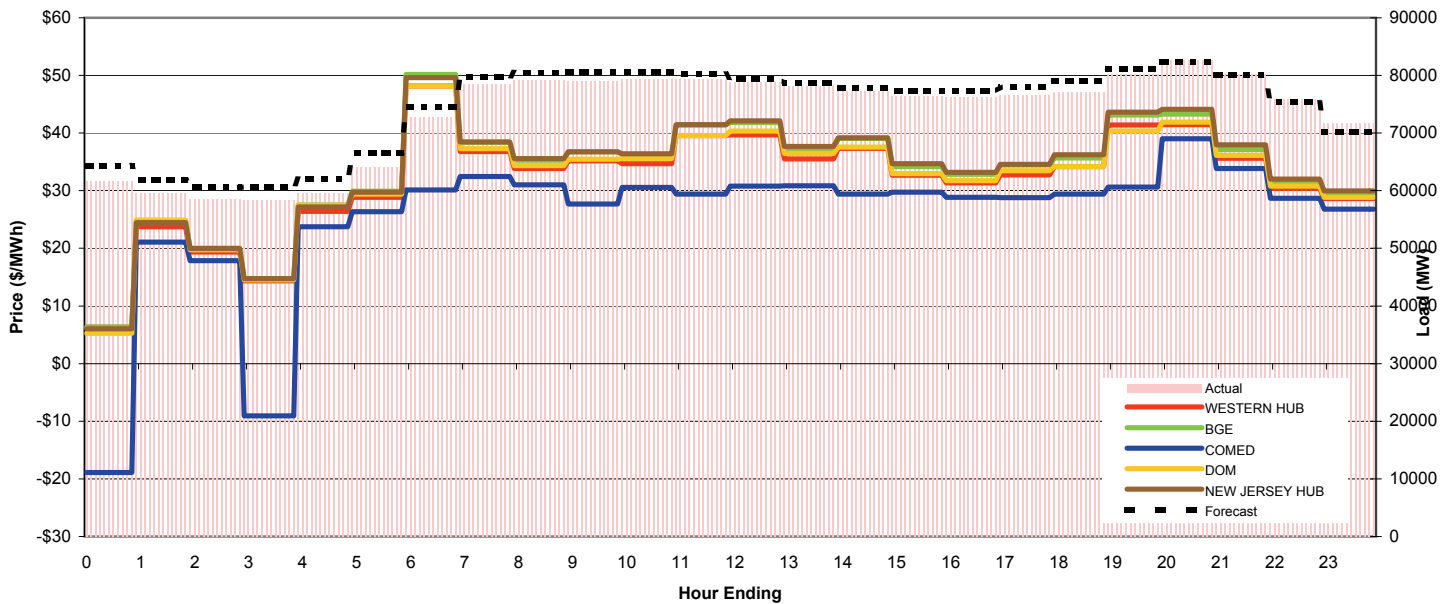
Day-Ahead Prices and Forecast Load

	HE1	HE2	HE3	HE4	HE5	HE6	HE7	HE8	HE9	HE10	HE11	HE12	HE13	HE14	HE15	HE16	HE17	HE18	HE19	HE20	HE21	HE22	HE23	HE24	avg all/peak
WESTERN HUB	23.73	22.39	21.05	21.13	23.62	28.64	34.93	42.42	40.88	40.38	40.29	40.99	41.83	40.87	38.79	37.26	38.37	38.32	38.60	46.97	46.46	40.57	34.28	29.00	35 / 40
BGE	26.152	24.981	23.315	23.032	25.542	30.863	39.001	43.49	43.08	41.831	41.795	42.519	43.351	42.251	40.039	38.268	39.469	39.74	40.622	48.386	47.769	41.935	35.405	30.718	37 / 42
COMED	11.391	10.257	7.6906	7.4583	8.7083	11.411	22.8	32.16	31.251	31.572	31.37	31.472	30.681	30.494	29.183	28.488	28.666	28.635	28.251	30.155	34.925	32.614	27.374	25.281	25 / 30
DOM	26.23	25.544	23.899	23.464	25.66	30.104	38.447	41.901	42.959	40.799	40.571	41.673	41.743	40.525	38.555	36.651	38.024	38.727	40.239	44.724	45.468	41.22	34.491	29.96	36 / 41
NEW JERSEY HUB	24.43	22.95	21.44	21.59	24.35	29.91	36.96	43.58	42.43	42.23	42.03	42.41	43.62	42.86	40.71	39.00	40.01	39.81	40.31	49.12	48.29	42.26	35.25	30.75	37 / 42
DA Forecast	64.4	61.8	60.6	60.6	62.0	66.5	74.5	79.7	80.5	80.6	80.6	80.2	79.3	78.6	77.8	77.2	77.3	78.0	79.0	81.0	82.3	80.1	75.3	70.2	75 / 79



Preliminary Real-Time Prices with Forecasted and Actual System Load

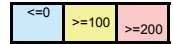
	HE1	HE2	HE3	HE4	HE5	HE6	HE7	HE8	HE9	HE10	HE11	HE12	HE13	HE14	HE15	HE16	HE17	HE18	HE19	HE20	HE21	HE22	HE23	HE24	avg all/peak
WESTERN HUB	6.32	23.74	19.35	14.35	26.39	28.84	48.17	36.81	33.86	35.19	34.66	39.55	39.67	35.52	37.32	32.70	31.38	32.74	34.16	41.43	41.45	35.65	30.40	28.64	32 / 36
BGE	6.3516	24.844	20.006	14.743	27.537	29.933	50.157	38.38	35.286	36.772	36.309	41.374	41.819	37.248	39.069	34.167	32.867	34.45	35.684	43.119	43.261	37.113	31.619	29.692	33 / 37
COMED	-18.87	21.088	17.877	-9.044	23.763	26.367	30.142	32.449	31.02	27.688	30.55	29.417	30.779	30.852	29.392	29.722	28.865	28.81	29.395	30.642	39.023	33.83	28.662	26.791	25 / 31
DOM	5.2415	24.872	19.741	14.527	27.441	29.384	48.183	37.3	34.376	35.483	35.561	39.594	40.334	36.479	37.56	32.984	31.76	33.439	34.199	40.356	41.877	36.113	30.816	28.864	32 / 36
NEW JERSEY HUB	6.03	24.46	19.97	14.72	27.20	29.73	49.64	38.43	35.59	36.74	36.38	41.46	42.13	37.66	39.19	34.71	33.18	34.59	36.24	43.65	44.15	37.94	32.01	29.97	34 / 38
Percent Forecast	-4.39	-3.96	-3.65	-3.99	-4.19	-3.89	-2.53	-1.49	-1.63	-1.87	-1.66	-1.04	-0.73	-0.72	-0.70	-1.04	-1.33	-1.81	-2.40	-1.15	0.47	0.10	0.57	2.10	
RTLoad	61.648	59.489	58.456	58.307	59.497	63.996	72.703	78.513	79.164	79.08	79.287	79.337	78.74	78.076	77.305	76.425	76.264	76.605	77.126	80.115	82.647	80.201	75.777	71.674	



PJM Daily Report

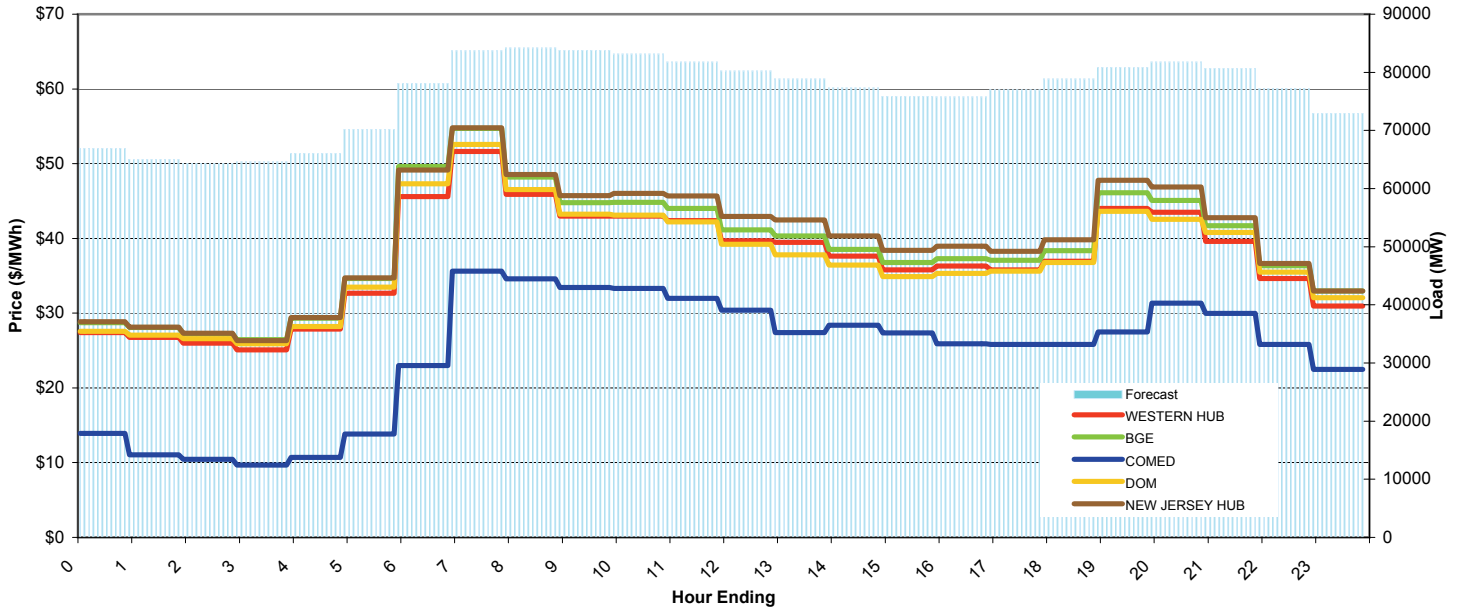
Report for: 3/20/2009

Price Color Codes:



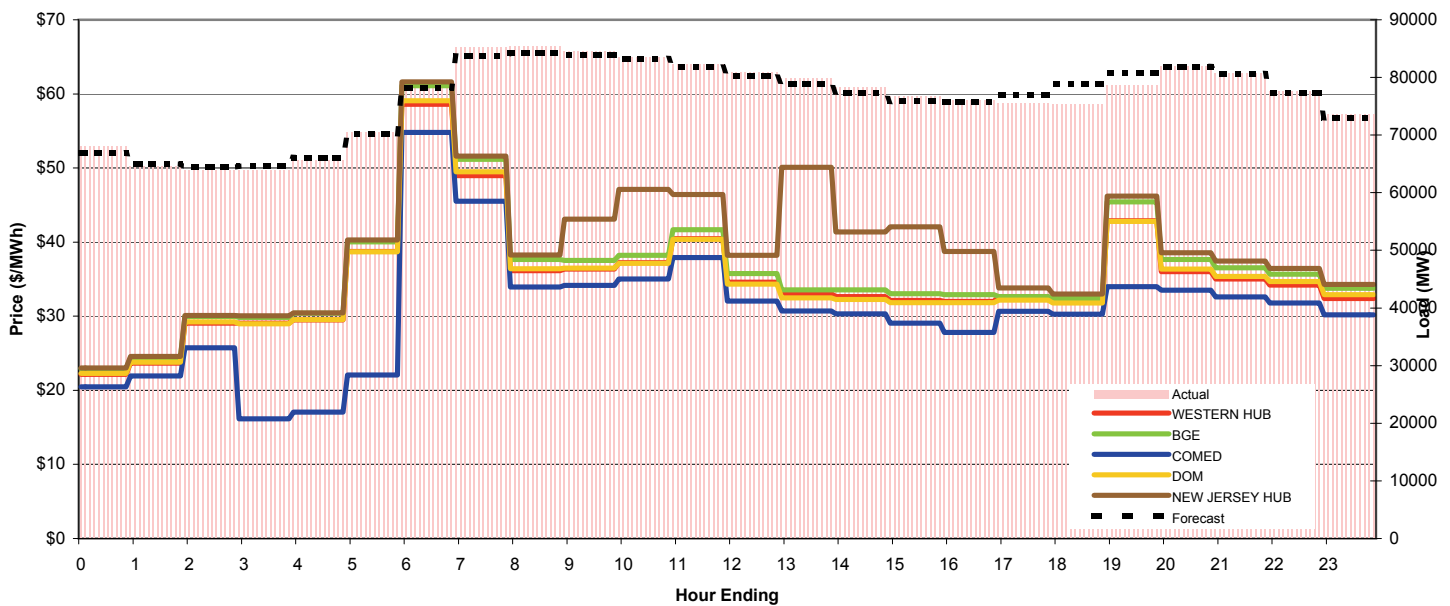
Day-Ahead Prices and Forecast Load

	HE1	HE2	HE3	HE4	HE5	HE6	HE7	HE8	HE9	HE10	HE11	HE12	HE13	HE14	HE15	HE16	HE17	HE18	HE19	HE20	HE21	HE22	HE23	HE24	avg all/peak
WESTERN HUB	27.40	26.75	25.98	25.11	27.87	32.68	45.58	51.63	45.91	42.98	42.99	42.39	39.69	39.46	37.62	35.78	36.30	35.81	36.93	44.00	43.51	39.61	34.62	30.96	37 / 41
BGE	28.735	28.084	27.23	26.455	29.325	34.647	49.64	54.701	48.201	44.781	44.83	44.022	41.154	40.347	38.53	36.767	37.279	37.096	38.363	46.102	45.067	41.68	36.343	32.966	39 / 42
COMED	13.894	11.05	10.429	9.6896	10.717	13.809	22.996	35.607	34.6	33.427	33.309	32.001	30.407	27.417	28.387	27.337	25.899	25.831	25.838	27.495	31.33	29.975	25.804	22.467	25 / 30
DOM	27.558	27.075	26.584	25.896	28.217	33.485	47.293	52.574	46.558	43.248	43.095	42.226	39.234	37.824	36.445	34.909	35.321	35.641	36.761	43.625	42.553	40.806	35.502	32.085	37 / 40
NEW JERSEY HUB	28.85	28.13	27.30	26.35	29.40	34.72	49.16	54.82	48.55	45.74	46.02	45.66	42.93	42.48	40.33	38.40	38.98	38.27	39.82	47.79	46.87	42.75	36.65	32.95	40 / 44
DA Forecast	66.9	65.0	64.4	64.6	66.1	70.2	78.2	83.7	84.2	83.8	83.2	81.8	80.2	78.9	77.4	75.9	75.8	77.0	78.9	80.8	81.8	80.7	77.3	73.0	76 / 80



Preliminary Real-Time Prices with Forecasted and Actual System Load

	HE1	HE2	HE3	HE4	HE5	HE6	HE7	HE8	HE9	HE10	HE11	HE12	HE13	HE14	HE15	HE16	HE17	HE18	HE19	HE20	HE21	HE22	HE23	HE24	avg all/peak
WESTERN HUB	22.15	23.65	29.06	29.05	29.48	38.75	58.61	48.95	36.13	36.35	37.22	40.47	34.58	33.05	32.63	32.11	32.00	32.59	32.06	42.87	36.00	35.01	34.22	32.40	35 / 36
BGE	22.917	24.4	29.981	29.85	30.403	40.04	61.083	51.16	37.671	37.528	38.229	41.673	35.74	33.539	33.536	33.021	32.911	32.625	32.4	45.436	37.654	36.534	35.665	33.789	36 / 37
COMED	20.485	21.953	25.746	16.139	17.055	22.081	54.787	45.506	33.933	34.142	35.031	37.9	32.033	30.705	30.297	29.048	27.817	30.656	30.257	33.979	33.495	32.62	31.802	30.175	31 / 33
DOM	22.291	23.779	29.218	28.997	29.529	38.704	59.065	49.47	36.382	36.47	37.153	40.362	34.324	32.494	32.275	31.847	31.831	32.165	31.785	42.812	36.353	35.385	34.659	32.915	35 / 36
NEW JERSEY HUB	23.02	24.56	30.12	30.06	30.43	40.30	61.64	51.60	38.28	43.08	47.11	46.41	38.24	50.09	41.37	42.06	38.74	33.80	32.98	46.21	38.57	37.43	36.43	34.30	39 / 41
Percent Forecast	1.68	-0.59	-0.82	-0.93	-0.69	0.40	1.18	1.84	1.35	0.86	0.45	0.61	0.88	1.23	1.32	1.22	0.24	-1.91	-4.66	-2.69	0.13	0.06	0.43	0.86	
RTLoad	68.068	64.611	63.884	64.013	65.629	70.456	79.087	85.272	85.402	84.553	83.575	82.307	80.962	79.852	78.386	76.796	75.994	75.587	75.382	78.724	81.925	80.735	77.611	73.613	



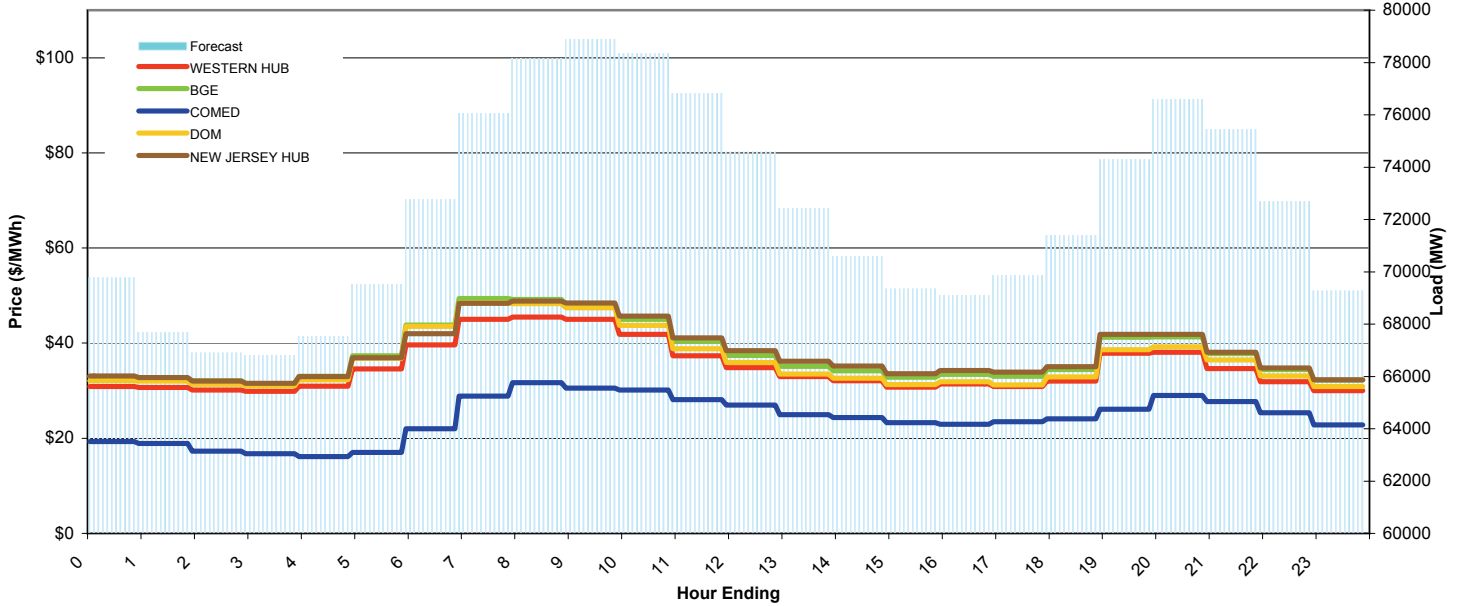
PJM Daily Report

Report for: 3/21/2009

Price Color Codes: <=0 >=100 >=200

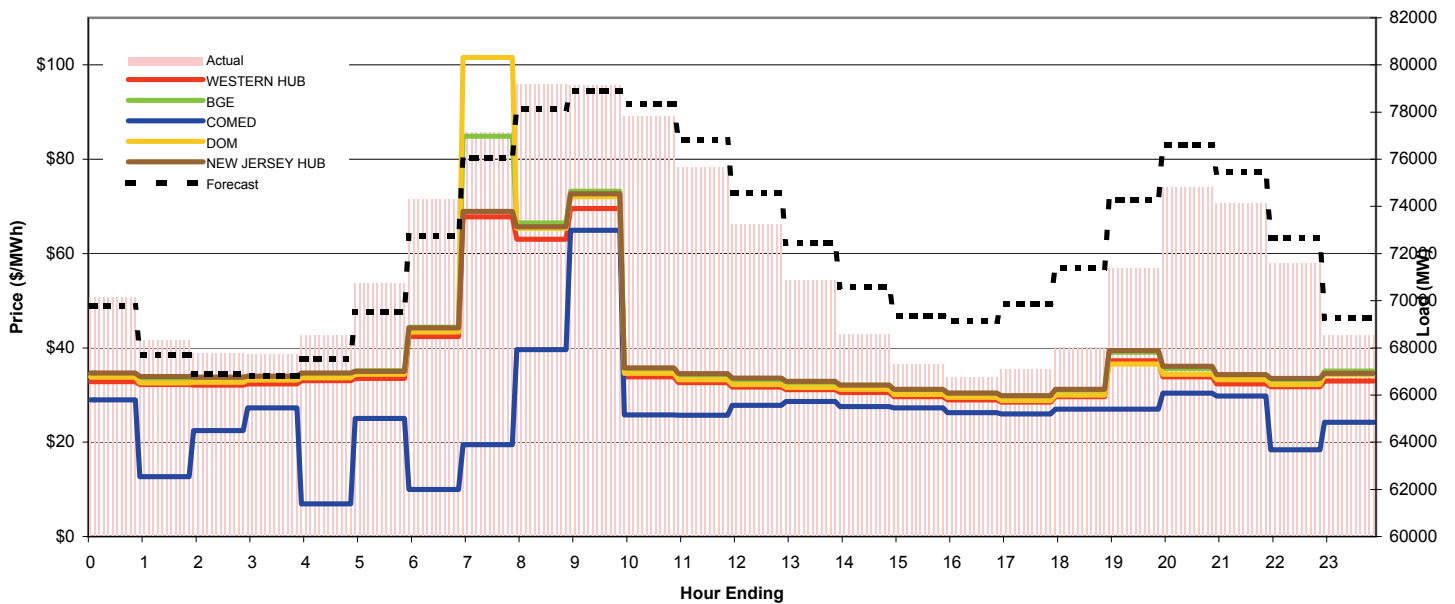
Day-Ahead Prices and Forecast Load

	HE1	HE2	HE3	HE4	HE5	HE6	HE7	HE8	HE9	HE10	HE11	HE12	HE13	HE14	HE15	HE16	HE17	HE18	HE19	HE20	HE21	HE22	HE23	HE24	avg all/peak
WESTERN HUB	30.87	30.68	30.13	29.84	30.96	34.57	39.59	45.00	45.47	44.99	41.87	37.34	34.85	32.99	32.07	30.76	31.40	30.86	32.01	37.86	38.07	34.65	31.92	29.98	35 / 36
BGE	32.992	32.611	32.081	31.519	33.018	37.307	43.803	49.369	49.18	47.71	45	40.349	37.424	35.133	34.203	32.8	33.447	33.008	34.459	41.236	41.322	37.787	34.478	32.247	38 / 39
COMED	19.297	18.877	17.29	16.733	16.125	17.023	21.977	28.881	31.67	30.568	30.165	28.089	26.953	24.947	24.342	23.311	22.933	23.478	24.063	26.122	29.002	27.707	25.369	22.826	24 / 27
DOM	32.094	31.996	31.336	31.018	32.261	36.774	43.527	48.46	48.328	47.452	43.718	38.797	35.946	33.537	32.62	31.278	31.903	31.235	32.91	38.645	39.246	36.477	33.089	30.85	36 / 38
NEW JERSEY HUB	33.13	32.76	32.05	31.57	32.98	36.92	41.99	48.38	48.88	48.43	45.69	41.13	38.45	36.20	35.18	33.60	34.22	33.93	35.04	41.82	41.88	38.09	34.80	32.31	38 / 40
DA Forecast	69.8	67.7	66.9	66.8	67.5	69.5	72.8	76.1	78.1	78.9	78.4	76.8	74.6	72.4	70.6	69.3	69.1	69.9	71.4	74.3	76.6	75.4	72.7	69.3	72 / 74



Preliminary Real-Time Prices with Forecasted and Actual System Load

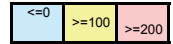
	HE1	HE2	HE3	HE4	HE5	HE6	HE7	HE8	HE9	HE10	HE11	HE12	HE13	HE14	HE15	HE16	HE17	HE18	HE19	HE20	HE21	HE22	HE23	HE24	avg all/peak
WESTERN HUB	32.83	32.24	32.10	32.34	33.07	33.49	42.39	67.77	63.04	69.54	33.84	32.62	31.71	31.13	30.55	29.68	28.99	28.47	29.63	37.25	33.87	32.38	31.75	32.96	37 / 38
BGE	34.531	33.551	33.559	33.897	34.504	35.173	44.414	84.892	66.481	73.234	35.569	34.272	33.285	32.634	32.066	31.053	30.39	29.807	31.017	39.081	35.632	34.128	33.327	35.078	39 / 41
COMED	28.943	12.685	22.47	27.307	6.9231	25.05	9.9545	19.443	39.646	64.97	25.802	25.698	27.802	28.664	27.527	27.311	26.287	26	26.979	26.998	30.403	29.794	18.408	24.22	26 / 29
DOM	33.781	32.559	32.714	33.186	33.671	34.392	43.353	101.62	65.323	72.067	34.631	33.244	32.239	31.612	31.199	30.153	29.496	28.858	29.996	36.582	34.415	33.231	32.201	34.35	39 / 41
NEW JERSEY HUB	34.66	33.95	33.79	34.01	34.70	35.04	44.27	68.92	65.68	72.71	35.74	34.53	33.58	32.89	32.12	31.22	30.40	29.89	31.25	39.44	36.09	34.32	33.55	34.62	39 / 40
Percent Forecast	0.58	0.94	1.31	1.35	1.51	1.74	2.09	1.44	1.31	0.30	-0.68	-1.50	-1.78	-2.18	-2.92	-3.01	-3.50	-4.16	-4.93	-4.09	-2.37	-1.77	-1.49	-1.05	
RTLload	70.185	68.325	67.779	67.733	68.55	70.745	74.315	77.171	79.184	79.138	77.821	75.68	73.271	70.885	68.591	67.318	66.781	67.082	68.039	71.369	74.833	74.133	71.612	68.554	



PJM Daily Report

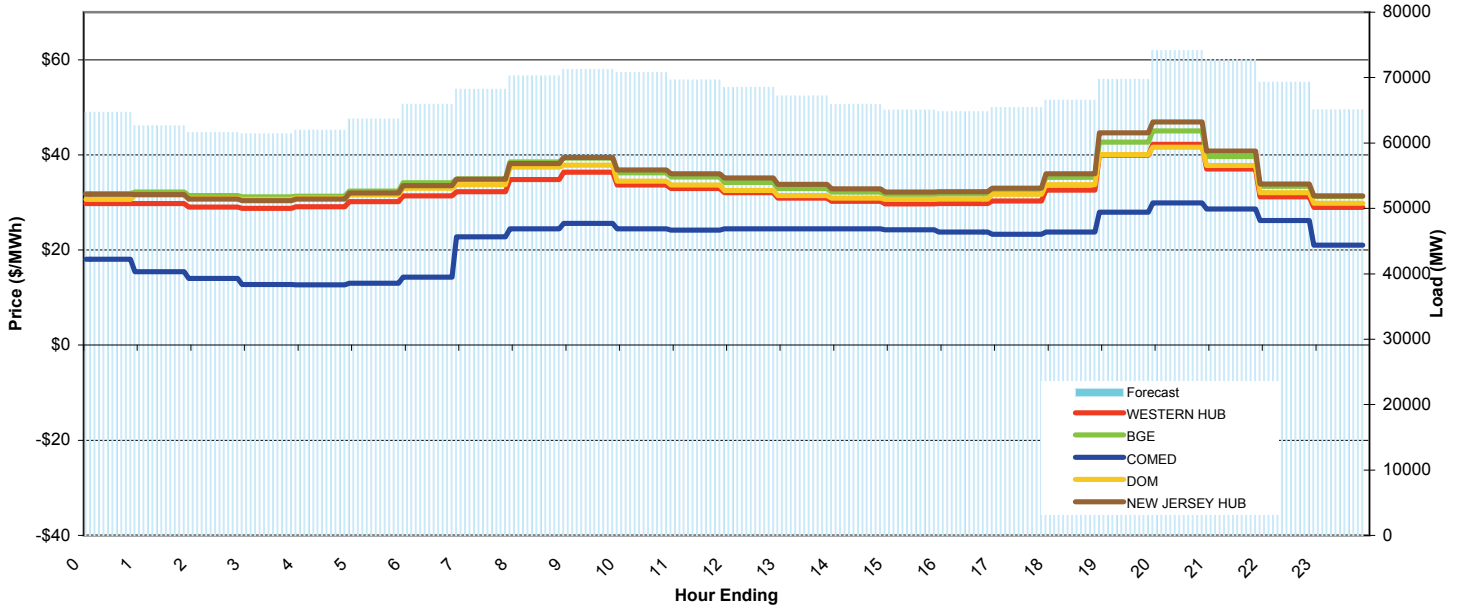
Report for: 3/22/2009

Price Color Codes:



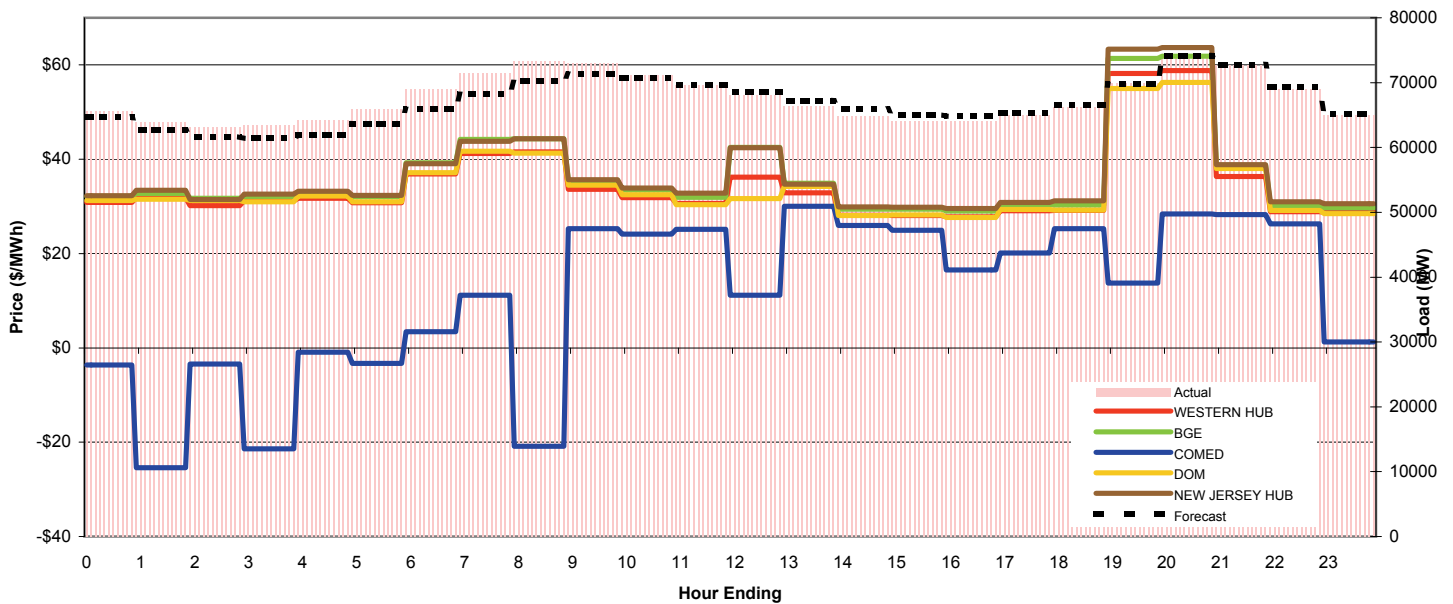
Day-Ahead Prices and Forecast Load

	HE1	HE2	HE3	HE4	HE5	HE6	HE7	HE8	HE9	HE10	HE11	HE12	HE13	HE14	HE15	HE16	HE17	HE18	HE19	HE20	HE21	HE22	HE23	HE24	avg all/peak
WESTERN HUB	29.78	29.78	29.01	28.73	29.09	30.15	31.40	32.26	34.85	36.34	33.67	32.90	32.06	30.89	30.22	29.73	29.79	30.31	32.62	39.90	42.22	37.04	31.19	28.95	32 / 33
BGE	31.854	32.198	31.43	31.188	31.302	32.39	34.133	34.946	38.543	39.315	36.225	35.339	34.208	32.946	32.179	31.71	31.762	32.638	35.303	42.667	45.062	39.65	33.38	31.233	35 / 36
COMED	18.061	15.44	14	12.778	12.694	12.999	14.263	22.738	24.423	25.604	24.438	24.2	24.439	24.441	24.465	24.255	23.807	23.285	23.798	27.932	29.876	28.612	26.219	21.046	22 / 25
DOM	30.623	31.562	30.863	30.626	30.887	31.561	33.011	33.708	37.423	37.822	34.452	33.644	32.551	31.452	30.894	30.628	30.686	31.691	33.743	40.093	41.602	37.794	32.071	29.817	33 / 34
NEW JERSEY HUB	31.72	31.63	30.70	30.36	30.68	31.96	33.57	34.87	38.15	39.46	36.85	36.05	35.12	33.82	32.87	32.20	32.25	33.01	36.03	44.61	46.92	40.77	33.87	31.40	35 / 37
DA Forecast	64.7	62.6	61.6	61.4	61.9	63.6	65.9	68.2	70.3	71.3	70.8	69.6	68.5	67.2	65.9	65.0	64.8	65.4	66.6	69.7	74.1	72.8	69.3	65.1	67 / 69



Preliminary Real-Time Prices with Forecasted and Actual System Load

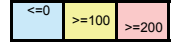
	HE1	HE2	HE3	HE4	HE5	HE6	HE7	HE8	HE9	HE10	HE11	HE12	HE13	HE14	HE15	HE16	HE17	HE18	HE19	HE20	HE21	HE22	HE23	HE24	avg all/peak
WESTERN HUB	30.85	31.84	30.13	31.18	31.71	30.76	36.87	41.24	41.55	33.61	31.84	30.62	36.20	32.86	28.15	28.09	27.80	29.06	29.12	58.20	58.81	36.32	28.88	28.83	34 / 36
BGE	32.162	32.773	31.744	32.156	33.095	32.035	39.284	44.203	44.372	35.487	33.47	31.921	42.517	34.916	29.441	29.417	28.983	30.379	30.333	61.404	61.825	38.746	30.174	29.699	36 / 38
COMED	-3.645	-25.41	-3.416	-21.38	-0.915	-3.305	3.4072	11.178	-20.88	25.263	24.107	25.13	11.174	30.057	25.956	24.914	16.506	20.143	25.259	13.734	28.371	28.254	26.314	1.2841	11 / 20
DOM	31.245	31.555	31.237	30.989	32.206	30.956	37.189	41.717	41.263	34.495	32.446	30.363	31.668	34.247	28.058	28.23	27.684	29.349	29.215	54.973	56.305	38.007	29.157	28.476	34 / 35
NEW JERSEY HUB	32.27	33.39	31.45	32.63	33.24	32.31	39.09	43.84	44.32	35.69	33.89	32.80	42.45	34.73	29.92	29.83	29.53	30.87	31.18	63.35	63.68	38.89	30.95	30.56	37 / 38
Percent Forecast	1.28	1.94	2.47	3.06	3.50	3.36	4.33	4.57	4.10	2.38	0.58	-0.14	-0.76	-1.22	-1.79	-1.69	-1.26	-0.79	-0.65	0.30	0.03	-0.05	-0.44	-0.18	
RTLoad	65.549	63.854	63.184	63.355	64.193	65.861	68.889	71.495	73.274	72.992	71.177	69.539	67.992	66.382	64.728	63.955	63.984	64.903	66.128	69.928	74.139	72.74	68.971	64.974	



PJM Daily Report

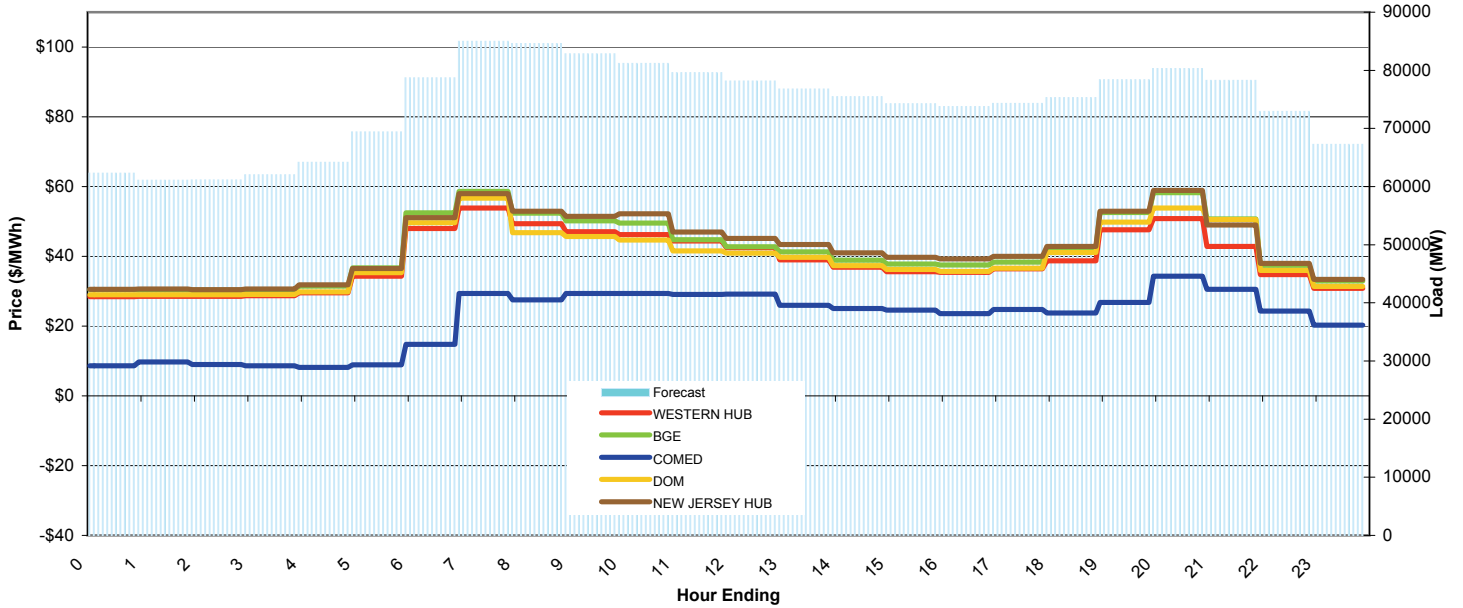
Report for: 3/23/2009

Price Color Codes:



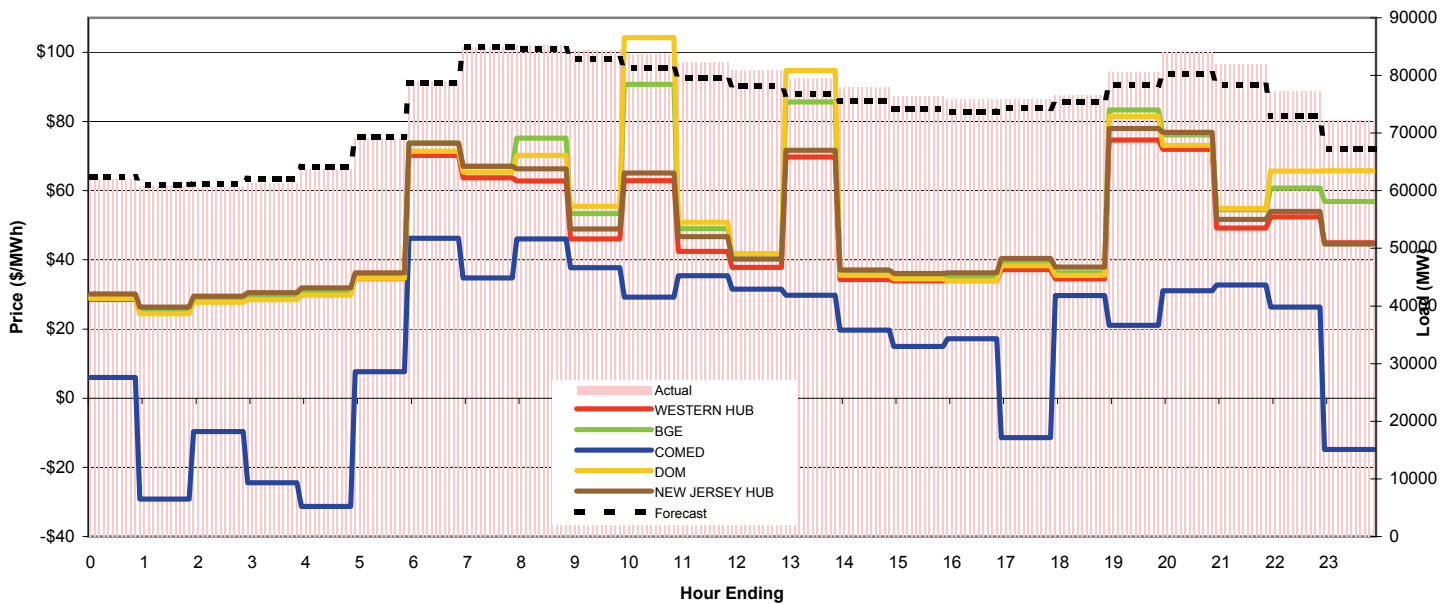
Day-Ahead Prices and Forecast Load

	HE1	HE2	HE3	HE4	HE5	HE6	HE7	HE8	HE9	HE10	HE11	HE12	HE13	HE14	HE15	HE16	HE17	HE18	HE19	HE20	HE21	HE22	HE23	HE24	avg all/peak
WESTERN HUB	28.44	28.57	28.55	28.69	29.58	34.27	47.98	53.88	49.32	47.08	46.26	44.44	42.52	38.97	36.84	35.62	35.41	36.39	38.73	47.61	50.87	42.86	34.73	30.84	39 / 43
BGE	30.469	30.41	30.311	30.478	31.443	36.692	52.446	58.601	52.413	50.199	49.586	44.755	42.742	41.326	38.935	37.782	37.526	38.383	42.388	52.542	58.275	50.719	37.44	32.894	42 / 46
COMED	8.6095	9.6896	8.9629	8.5825	8.1504	8.8953	14.784	29.354	27.497	29.39	29.322	29.04	29.137	25.97	25.07	24.604	23.609	24.737	23.776	26.752	34.273	30.596	24.303	20.306	22 / 27
DOM	28.982	28.966	28.961	29.041	29.839	35.279	49.621	56.652	46.834	45.696	44.674	41.6	40.873	39.766	37.313	36.229	35.683	36.638	41.115	49.821	53.841	50.525	35.985	31.412	40 / 43
NEW JERSEY HUB	30.55	30.67	30.43	30.68	31.79	36.51	51.10	58.02	52.90	51.45	52.18	46.98	45.18	43.42	40.99	39.75	39.30	39.96	42.80	52.98	58.90	49.02	38.02	33.44	43 / 47
DA Forecast	62.3	61.1	61.1	62.1	64.2	69.4	78.7	85.0	84.6	82.9	81.2	79.6	78.2	76.8	75.5	74.3	73.8	74.3	75.3	78.4	80.3	78.3	72.9	67.3	74 / 78



Preliminary Real-Time Prices with Forecasted and Actual System Load

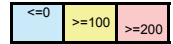
	HE1	HE2	HE3	HE4	HE5	HE6	HE7	HE8	HE9	HE10	HE11	HE12	HE13	HE14	HE15	HE16	HE17	HE18	HE19	HE20	HE21	HE22	HE23	HE24	avg all/peak
WESTERN HUB	28.59	25.12	28.16	29.15	30.47	34.56	70.20	63.76	62.84	46.10	62.87	42.48	37.80	69.77	34.35	33.91	34.02	37.20	34.50	74.68	71.96	49.21	52.45	44.93	46 / 50
BGE	29.728	25.559	28.877	29.786	31.184	36.004	73.821	67.077	75.25	53.379	90.786	49.024	41.665	85.671	36.225	35.507	35.243	39.408	36.214	83.317	76.113	54.519	60.799	56.899	51 / 58
COMED	5.9533	-29.19	-9.684	-24.49	-31.27	7.6199	46.209	34.743	46.019	37.757	29.174	35.371	31.513	29.738	19.704	14.977	17.194	-11.45	29.688	21.1	31.056	32.757	26.374	-14.84	16 / 27
DOM	28.825	24.407	27.691	28.471	29.728	34.663	71.392	65.355	70.21	55.487	104.25	50.889	41.769	94.757	35.542	34.454	33.941	38.269	35.513	81.516	73.087	54.829	65.663	65.806	52 / 58
NEW JERSEY HUB	30.11	26.31	29.54	30.50	31.88	36.26	73.69	67.04	66.32	48.89	65.16	46.72	40.24	71.69	37.10	36.07	36.25	40.44	37.95	78.01	76.91	51.69	54.05	44.56	48 / 53
Percent Forecast	-0.64	-0.52	-0.94	-1.14	-0.88	-0.58	0.35	-0.05	0.63	1.83	2.91	3.33	3.44	3.48	3.19	2.83	2.78	2.13	1.68	2.74	4.45	4.52	5.57	6.84	
RTLoad	61.904	60.778	60.568	61.364	63.639	69.015	79.003	84.96	85.16	84.418	83.647	82.354	80.972	79.582	77.971	76.413	75.863	75.904	76.606	80.587	84.034	81.986	77.229	72.215	



PJM Daily Report

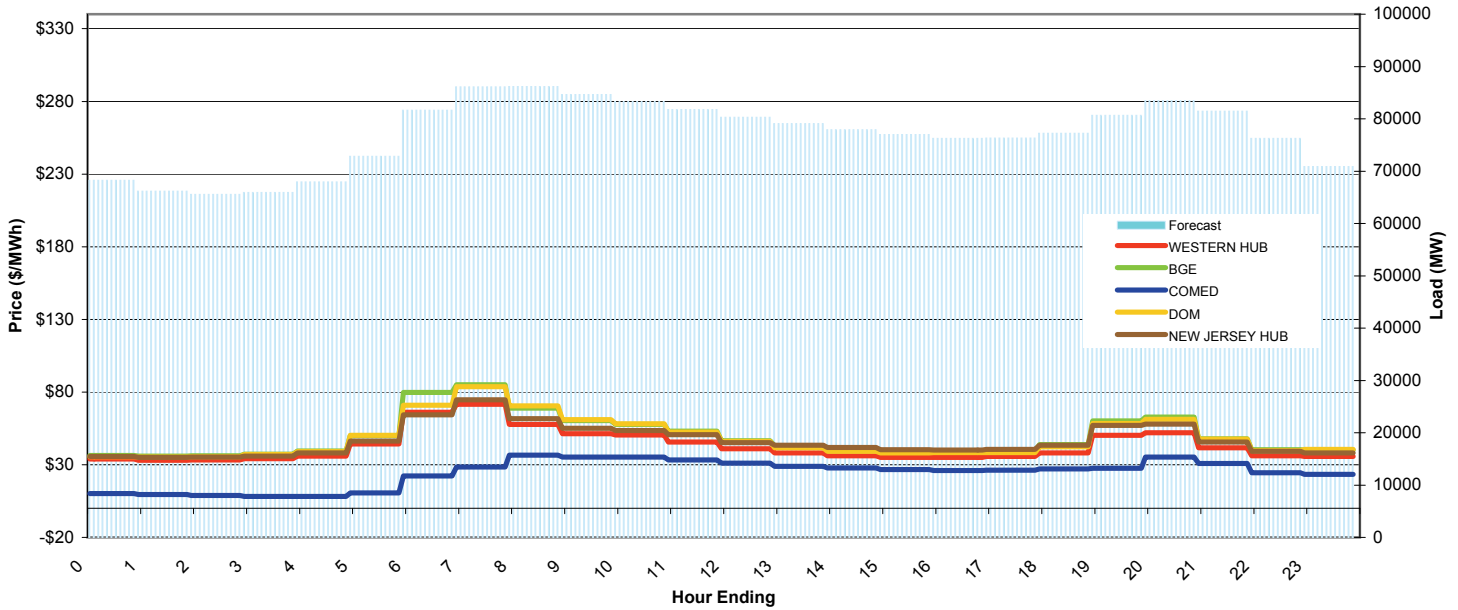
Report for: 3/24/2009

Price Color Codes:



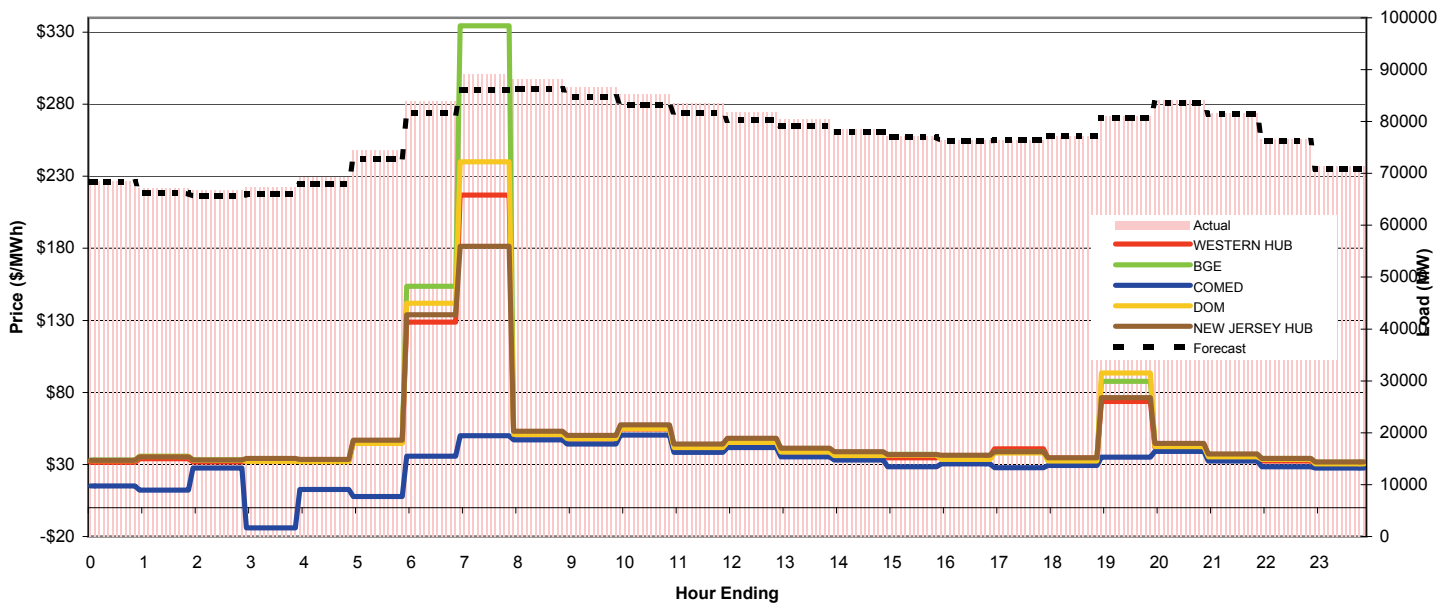
Day-Ahead Prices and Forecast Load

	HE1	HE2	HE3	HE4	HE5	HE6	HE7	HE8	HE9	HE10	HE11	HE12	HE13	HE14	HE15	HE16	HE17	HE18	HE19	HE20	HE21	HE22	HE23	HE24	avg all/peak
WESTERN HUB	33.84	33.12	33.34	34.16	35.95	44.36	66.08	71.70	57.83	51.34	50.48	45.52	40.92	38.19	36.22	35.01	35.01	35.70	38.06	50.34	51.91	41.60	36.07	35.63	43 / 45
BGE	36.428	35.865	36.132	37.318	39.526	49.913	79.71	84.971	68.853	60.383	57.722	53.076	46.39	42.975	40.891	39.56	39.615	40	43.84	60.097	62.881	47.747	40.345	40.175	49 / 52
COMED	10.109	9.6043	8.7889	8.2162	8.2262	10.699	22.186	28.534	36.609	35.303	35.197	33.345	31.018	28.78	27.809	26.604	26.002	26.181	27.128	27.53	35.219	30.912	24.37	23.302	24 / 30
DOM	35.469	35.234	35.572	37.083	39.004	50.225	70.878	83.757	70.424	61.046	58.117	52.419	46.03	41.639	39.15	38.083	38.313	38.452	42.341	58.471	61.294	47.681	39.775	40.531	48 / 51
NEW JERSEY HUB	35.73	35.00	35.22	35.95	38.04	46.26	64.37	74.74	61.60	55.13	53.55	50.67	45.20	43.34	41.78	40.34	40.01	40.52	43.49	57.01	57.86	45.51	39.23	38.02	47 / 49
DA Forecast	68.3	66.2	65.6	65.9	68.0	72.9	81.6	86.1	86.2	84.7	83.3	81.8	80.3	79.1	77.9	77.0	76.2	76.4	77.2	80.7	83.5	81.5	76.3	70.9	77 / 81



Preliminary Real-Time Prices with Forecasted and Actual System Load

	HE1	HE2	HE3	HE4	HE5	HE6	HE7	HE8	HE9	HE10	HE11	HE12	HE13	HE14	HE15	HE16	HE17	HE18	HE19	HE20	HE21	HE22	HE23	HE24	avg all/peak
WESTERN HUB	31.45	33.96	31.79	32.74	32.09	45.01	128.91	217.03	50.68	47.85	54.72	41.67	45.30	38.73	36.32	34.56	35.93	40.95	34.41	73.72	41.99	35.01	32.35	30.12	51 / 54
BGE	32.968	35.728	33.313	33.55	33.251	46.646	153.71	334.52	52.541	49.451	56.675	43.326	47.135	40.232	37.774	37.042	35.226	38.87	33.891	87.64	44.066	36.704	34.284	31.454	59 / 63
COMED	15.103	12.107	27.469	-14.02	12.676	7.8376	35.835	50.062	47.051	44.118	50.353	38.367	41.773	35.383	33.141	28.49	30.348	27.687	29.341	35.078	39.125	32.401	28.367	27.503	30 / 37
DOM	32.603	35.495	32.888	32.097	32.036	44.656	141.89	240.15	50.862	47.881	54.827	41.686	45.293	38.614	36.112	36.34	33.509	37.9	32.416	93.427	42.471	35.397	33.473	30.367	53 / 56
NEW JERSEY HUB	32.86	35.39	33.17	34.14	33.48	46.85	133.83	181.50	52.98	50.24	57.44	44.18	48.25	41.27	38.76	36.75	36.39	38.83	34.71	76.47	44.69	37.35	34.26	31.81	51 / 53
Percent Forecast	0.44	1.43	1.71	1.98	1.97	2.03	2.77	3.24	2.30	2.15	2.22	2.15	1.95	1.65	0.82	0.37	0.07	-0.02	-0.10	0.35	0.68	0.19	0.31	0.75	
RTLload	68.566	67.119	66.725	67.259	69.342	74.379	83.959	88.989	88.207	86.538	85.189	83.557	81.882	80.405	78.576	77.259	76.296	76.347	77.175	80.967	84.076	81.614	76.536	71.401	



PJM Daily Report

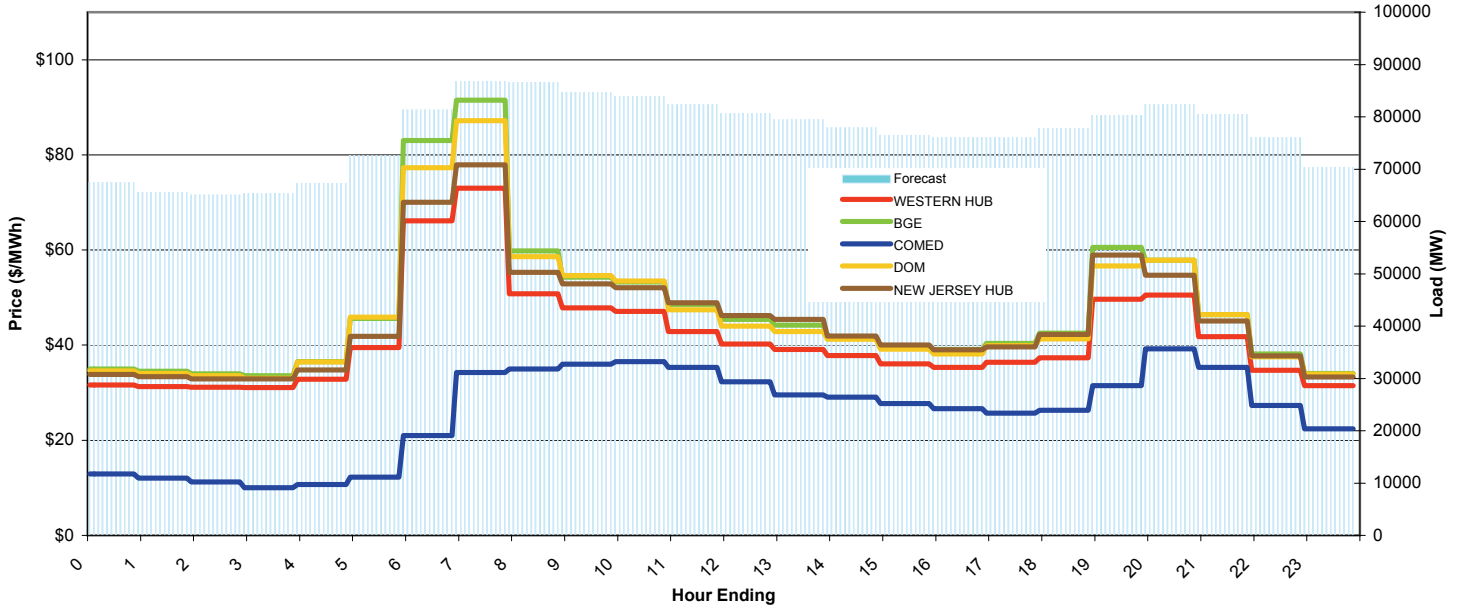
Report for: 3/25/2009

Price Color Codes:

<=0	>=100	>=200
-----	-------	-------

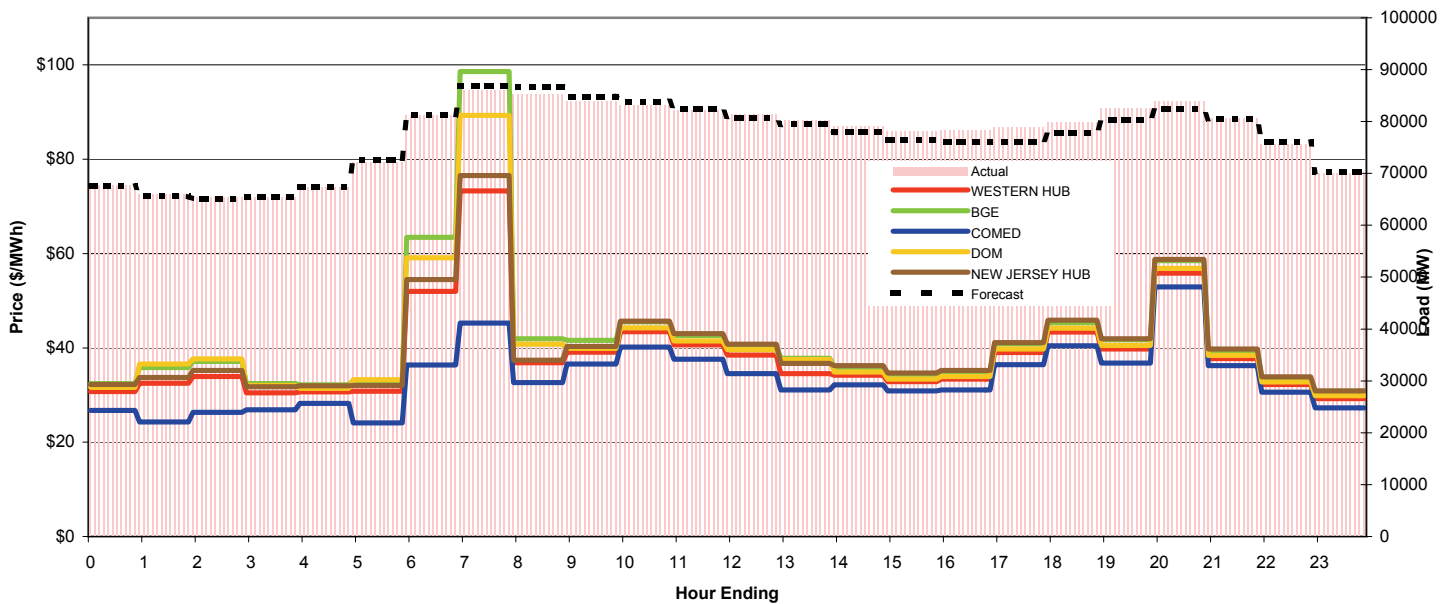
Day-Ahead Prices and Forecast Load

	HE1	HE2	HE3	HE4	HE5	HE6	HE7	HE8	HE9	HE10	HE11	HE12	HE13	HE14	HE15	HE16	HE17	HE18	HE19	HE20	HE21	HE22	HE23	HE24	avg all/peak
WESTERN HUB	31.64	31.27	31.17	31.08	32.86	39.49	66.15	73.03	50.77	47.83	47.10	42.83	40.20	39.10	37.84	36.06	35.31	36.37	37.35	49.62	50.51	41.76	34.72	31.47	41 / 44
BGE	35.006	34.489	33.977	33.558	36.565	45.589	83.004	91.471	59.81	54.278	53.298	48.57	45.438	44.214	41.631	39.724	39.087	40.35	42.503	60.527	57.886	46.426	38.175	34.037	47 / 50
COMED	12.95	12.055	11.214	10.045	10.7	12.237	21.019	34.24	34.975	35.987	36.56	35.335	32.326	29.562	29.054	27.74	26.621	26.289	31.515	39.24	35.343	27.328	22.437	26 / 32	
DOM	34.553	34.046	33.584	33.006	36.466	45.851	77.269	87.163	58.579	54.61	53.459	47.456	44.001	42.856	41.24	39.164	38.168	39.918	41.295	56.657	57.873	46.416	37.564	33.908	46 / 49
NEW JERSEY HUB	33.83	33.35	32.89	32.88	34.80	41.87	70.02	77.93	55.30	52.85	52.07	48.90	46.24	45.44	41.91	40.03	39.04	39.63	42.25	58.92	54.67	45.10	37.77	33.29	45 / 49
DA Forecast	67.5	65.6	65.1	65.4	67.3	72.6	81.3	86.9	86.6	84.7	83.8	82.3	80.7	79.4	77.9	76.5	76.0	76.0	77.8	80.3	82.3	80.5	76.0	70.3	77 / 80



Preliminary Real-Time Prices with Forecasted and Actual System Load

	HE1	HE2	HE3	HE4	HE5	HE6	HE7	HE8	HE9	HE10	HE11	HE12	HE13	HE14	HE15	HE16	HE17	HE18	HE19	HE20	HE21	HE22	HE23	HE24	avg all/peak
WESTERN HUB	30.77	32.51	33.90	30.48	30.66	30.82	51.97	73.27	36.85	39.08	43.46	40.63	38.51	34.57	34.22	32.86	33.38	39.01	43.36	39.74	55.85	37.71	32.25	29.23	39 / 41
BGE	32.433	35.846	37.098	32.407	32.193	33.049	63.443	98.574	41.915	41.602	45.55	42.618	40.583	37.823	35.903	34.413	35.008	40.84	45.319	41.731	58.509	39.423	33.688	30.78	42 / 45
COMED	26.762	24.327	26.344	26.906	28.244	24.071	36.339	45.292	32.653	36.55	40.175	37.577	34.532	31.098	32.174	30.881	31.11	36.425	40.414	36.78	52.933	36.266	30.608	27.295	34 / 37
DOM	31.592	36.604	37.661	32.039	31.44	33.249	59.135	89.271	40.765	39.93	44.244	41.481	39.618	37.523	34.88	33.39	33.937	39.774	44.144	40.496	56.867	38.38	32.81	29.89	41 / 43
NEW JERSEY HUB	32.23	33.75	35.20	31.78	31.93	32.06	54.46	76.51	37.42	40.33	45.64	43.04	40.77	36.72	36.22	34.67	35.22	41.14	45.88	41.95	58.77	39.73	33.87	30.89	40 / 43
Percent Forecast	0.58	0.62	0.43	0.17	-0.01	-0.46	-0.11	-1.04	-1.53	-0.92	-0.89	-0.17	0.81	1.09	1.63	2.23	2.97	3.80	2.62	2.73	1.90	0.35	-0.45	-0.41	
RTLload	67.886	66.018	65.369	65.54	67.283	72.249	81.229	85.981	85.324	83.958	83.097	82.2	81.364	80.311	79.228	78.242	78.341	79.027	79.877	82.573	83.936	80.769	75.678	70.056	



PJM Daily Report

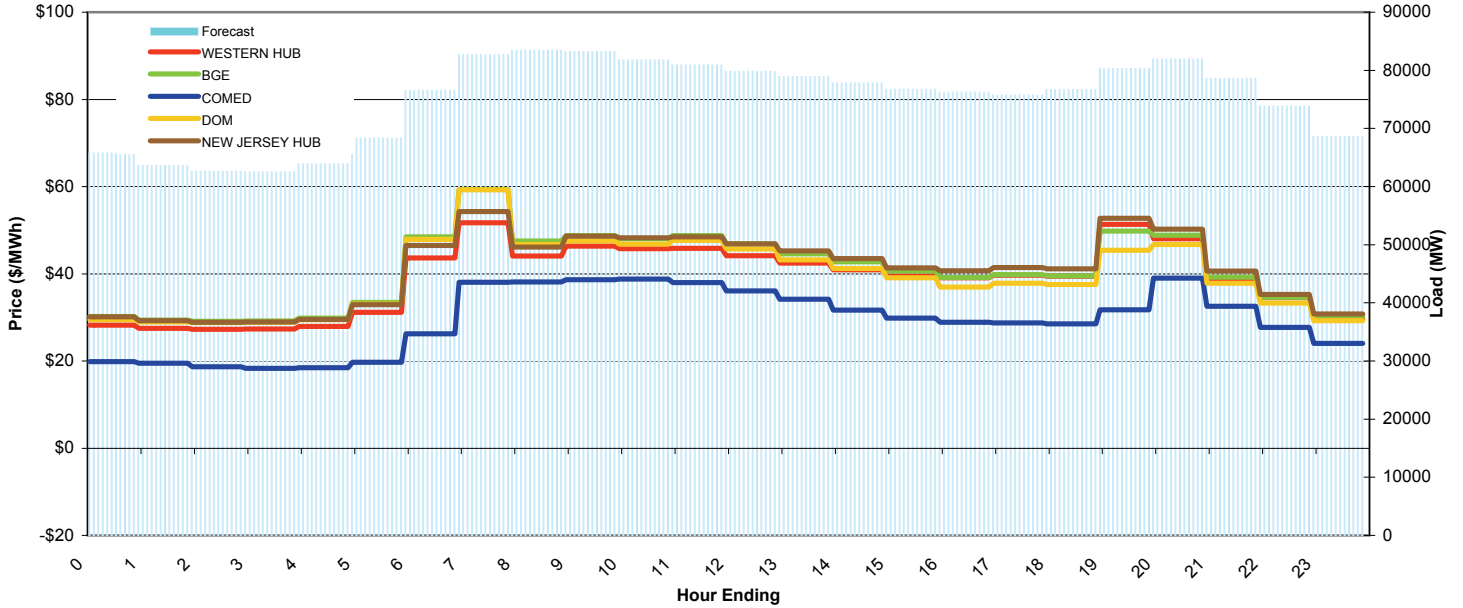
Report for: 3/26/2009

Price Color Codes:

<=0	>=100	>=200
-----	-------	-------

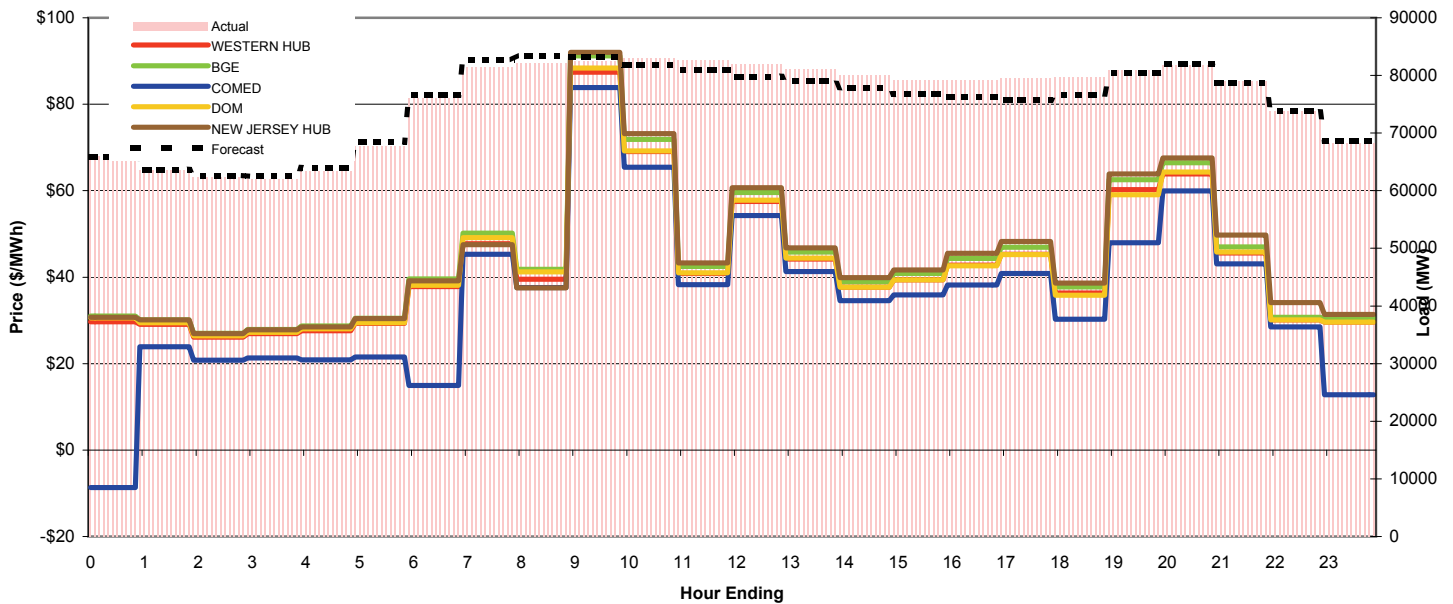
Day-Ahead Prices and Forecast Load

	HE1	HE2	HE3	HE4	HE5	HE6	HE7	HE8	HE9	HE10	HE11	HE12	HE13	HE14	HE15	HE16	HE17	HE18	HE19	HE20	HE21	HE22	HE23	HE24	avg all/peak
WESTERN HUB	28.24	27.51	27.27	27.35	27.93	31.14	43.62	51.69	44.04	46.34	45.74	45.84	44.18	42.48	40.95	39.46	39.07	39.65	39.42	51.36	48.05	38.64	34.53	29.59	39 / 43
BGE	30.2	29.37	29.084	29.192	29.822	33.395	48.449	59.314	47.548	48.782	48.062	48.766	46.867	44.619	42.724	40.625	39.162	39.796	39.544	49.829	48.848	39.226	34.587	30.304	41 / 45
COMED	19.863	19.47	18.711	18.281	18.464	19.694	26.257	38.038	38.098	38.666	38.76	38.01	36.103	34.131	31.676	29.856	28.867	28.753	28.486	31.716	38.985	32.529	27.711	24.068	29 / 34
DOM	29.494	28.945	28.796	28.912	29.454	33.086	47.863	59.246	46.73	47.512	46.798	47.687	45.663	43.2	41.211	39.056	36.948	37.804	37.567	45.41	46.722	37.87	33.308	29.263	40 / 43
NEW JERSEY HUB	30.16	29.23	28.88	28.96	29.53	32.93	46.49	54.27	46.13	48.66	48.28	48.46	46.84	45.23	43.45	41.38	40.71	41.42	41.13	52.73	50.23	40.64	35.30	30.79	41 / 45
DA Forecast	65.8	63.6	62.7	62.5	63.9	68.4	76.6	82.7	83.4	83.2	81.8	80.9	79.8	79.0	77.8	76.7	76.3	75.7	76.7	80.3	81.9	78.6	73.9	68.6	75 / 79



Preliminary Real-Time Prices with Forecasted and Actual System Load

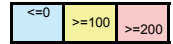
	HE1	HE2	HE3	HE4	HE5	HE6	HE7	HE8	HE9	HE10	HE11	HE12	HE13	HE14	HE15	HE16	HE17	HE18	HE19	HE20	HE21	HE22	HE23	HE24	avg all/peak
WESTERN HUB	29.66	29.07	26.09	26.91	27.58	29.29	37.85	47.72	39.48	87.40	69.09	40.83	57.50	44.20	37.70	39.40	42.78	45.30	36.33	60.27	63.84	45.58	30.15	29.62	43 / 49
BGE	31.041	30.117	27.016	27.879	28.717	30.504	39.562	50.172	41.78	91.156	71.842	42.449	59.606	45.796	38.945	40.819	44.329	46.958	37.715	62.511	66.458	47.011	30.699	30.488	44 / 51
COMED	-8.682	23.921	20.782	21.287	20.841	21.514	14.95	45.287	37.602	83.886	65.413	38.255	54.224	41.31	34.539	35.889	38.219	40.866	30.263	47.991	59.971	43.066	28.515	12.775	36 / 45
DOM	30.577	29.448	26.409	27.227	28.05	29.44	38.08	49.106	41.195	88.368	69.231	40.971	57.809	44.42	37.697	39.386	42.645	45.211	35.822	59.045	64.321	45.794	30.103	29.586	43 / 49
NEW JERSEY HUB	30.70	30.09	26.93	27.86	28.52	30.41	39.18	47.51	37.54	91.98	73.17	43.27	60.70	46.78	39.87	41.67	45.54	48.22	38.59	63.84	67.61	49.76	34.11	31.40	45 / 52
Percent Forecast	0.21	-0.14	-0.45	-0.93	-0.91	-1.03	-0.80	-1.66	-1.61	-0.97	1.31	2.13	2.65	2.68	2.79	3.08	3.72	4.84	3.68	0.78	-0.28	0.51	-0.14	-0.45	
RTLload	65.946	63.556	62.372	61.971	63.359	67.697	75.973	81.353	82.101	82.42	82.898	82.675	81.974	81.135	80.076	79.168	79.208	79.581	79.621	80.959	81.708	78.998	73.791	68.265	



PJM Daily Report

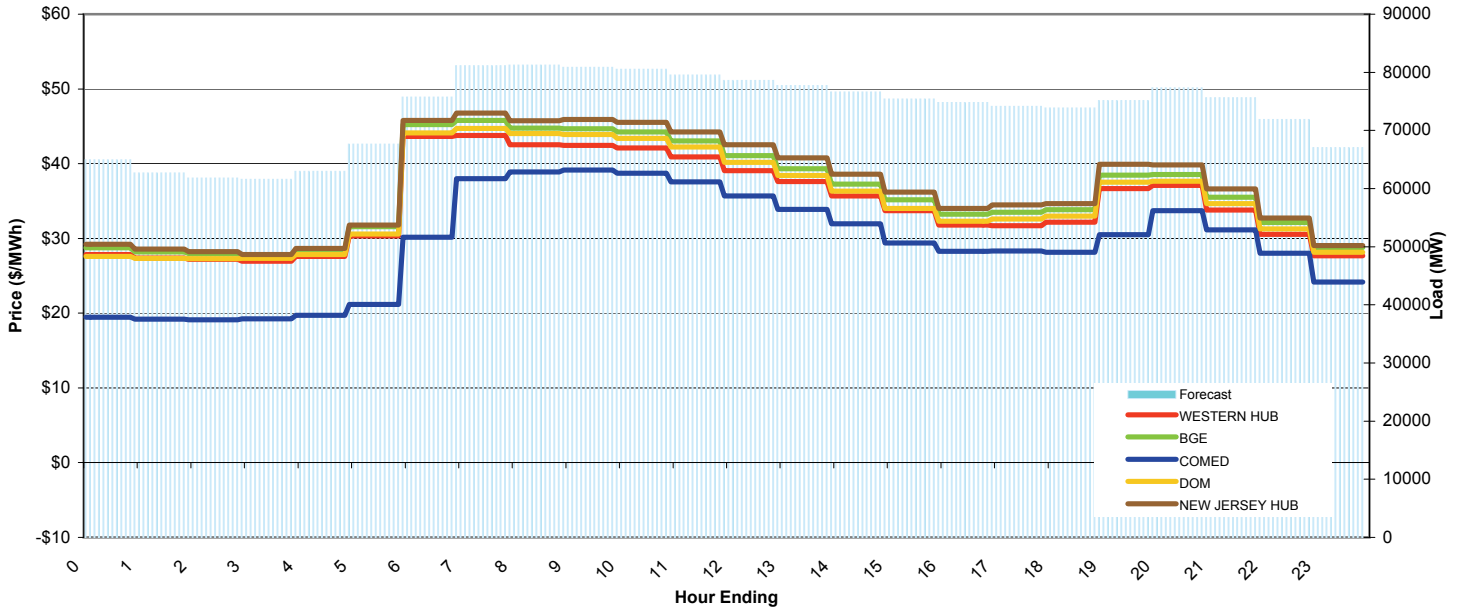
Report for: 3/27/2009

Price Color Codes:



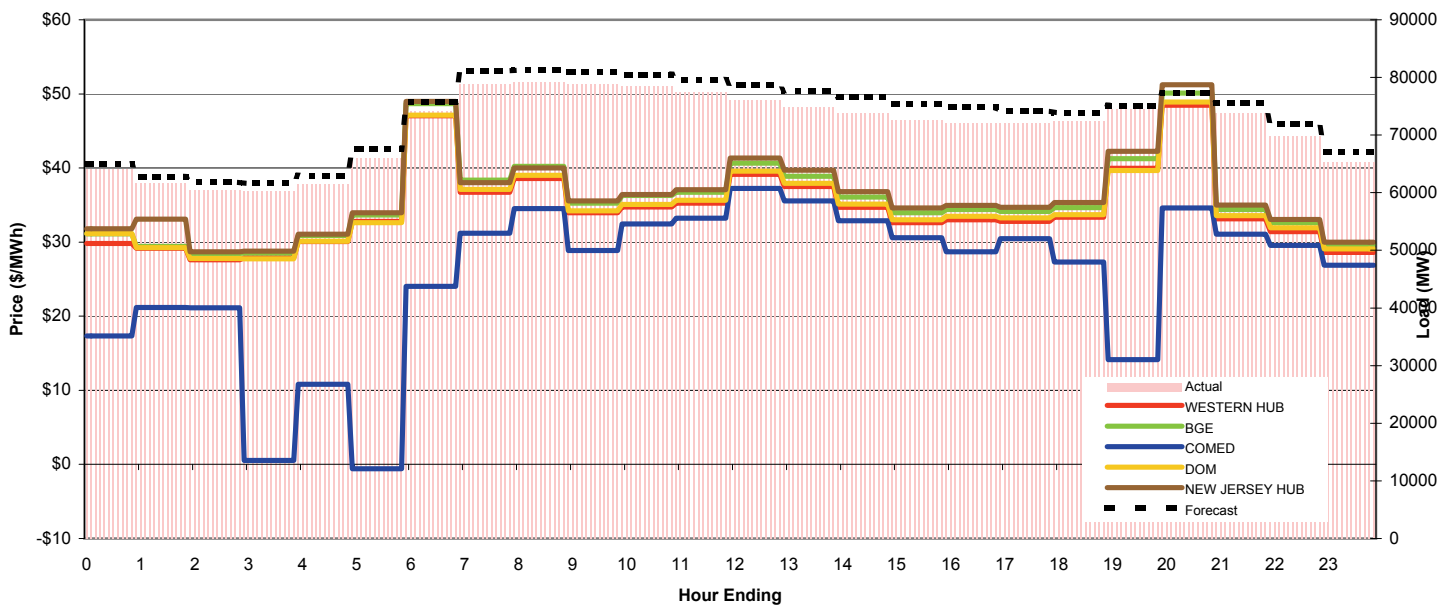
Day-Ahead Prices and Forecast Load

	HE1	HE2	HE3	HE4	HE5	HE6	HE7	HE8	HE9	HE10	HE11	HE12	HE13	HE14	HE15	HE16	HE17	HE18	HE19	HE20	HE21	HE22	HE23	HE24	avg all/peak
WESTERN HUB	27.83	27.39	27.19	26.97	27.57	30.35	43.66	43.76	42.52	42.45	42.09	40.91	39.08	37.60	35.67	33.71	31.79	31.72	32.17	36.68	37.08	33.80	30.55	27.68	35 / 37
BGE	28.728	28.176	27.961	27.81	28.523	31.562	45.233	45.767	44.759	44.671	44.258	43.029	41.097	39.31	37.267	35.156	33.242	33.51	33.825	38.475	38.555	35.498	32.114	28.786	36 / 39
COMED	19.467	19.184	19.095	19.238	19.697	21.165	30.144	37.985	38.881	39.13	38.737	37.587	35.676	33.9	31.949	29.374	28.267	28.326	28.138	30.509	33.691	31.144	28.031	24.174	29 / 33
DOM	27.579	27.349	27.287	27.312	27.829	30.579	44.115	44.727	44.01	43.91	43.373	42.226	40.176	38.411	36.337	34.031	32.309	32.601	32.983	37.524	37.652	34.644	31.266	28.144	35 / 38
NEW JERSEY HUB	29.23	28.56	28.24	27.84	28.65	31.78	45.79	46.76	45.76	45.90	45.51	44.25	42.53	40.79	38.57	36.20	34.00	34.50	34.66	39.92	39.85	36.62	32.72	29.05	37 / 40
DA Forecast	65.0	62.7	61.8	61.6	63.0	67.6	75.7	81.2	81.2	80.9	80.5	79.6	78.6	77.7	76.6	75.4	74.8	74.2	73.9	75.1	77.4	75.6	71.9	67.1	73 / 77



Preliminary Real-Time Prices with Forecasted and Actual System Load

	HE1	HE2	HE3	HE4	HE5	HE6	HE7	HE8	HE9	HE10	HE11	HE12	HE13	HE14	HE15	HE16	HE17	HE18	HE19	HE20	HE21	HE22	HE23	HE24	avg all/peak
WESTERN HUB	29.82	29.17	27.60	27.87	30.08	32.78	47.03	36.71	38.58	33.94	34.73	35.26	39.15	37.49	34.71	32.62	33.02	32.80	33.35	39.96	48.47	33.12	31.40	28.61	35 / 36
BGE	31.128	29.409	28.461	28.527	30.9	33.657	48.697	38.374	40.206	35.259	36.301	36.734	40.637	38.864	36.067	33.959	34.375	34.112	34.64	41.263	50.105	34.393	32.625	29.69	36 / 37
COMED	17.34	21.163	21.128	0.5235	10.83	-0.587	24.035	31.176	34.527	28.868	32.454	33.222	37.242	35.563	32.869	30.589	28.694	30.468	27.294	14.154	34.598	31.058	29.57	26.892	26 / 31
DOM	31.146	29.259	27.796	27.742	30.136	32.603	47.129	37.104	38.996	34.241	35.069	35.662	39.579	37.926	35.126	32.994	33.471	33.287	33.719	39.661	48.909	33.563	31.915	29.063	35 / 36
NEW JERSEY HUB	31.82	33.08	28.68	28.79	31.07	33.98	48.97	38.03	40.03	35.58	36.41	37.09	41.37	39.70	36.81	34.62	34.98	34.70	35.35	42.26	51.21	35.00	33.07	29.99	36 / 38
Percent Forecast	-1.51	-1.72	-2.23	-2.26	-2.33	-2.47	-2.09	-2.95	-2.52	-2.66	-2.68	-2.81	-3.35	-3.74	-3.79	-3.89	-3.76	-2.95	-2.12	-0.94	-2.12	-2.53	-2.90	-2.80	
RTLLoad	64.004	61.651	60.453	60.258	61.535	65.997	74.174	78.834	79.24	78.792	78.415	77.389	76.072	74.916	73.798	72.568	72.086	72.027	72.361	74.41	75.761	73.755	69.849	65.231	



PJM Daily Report

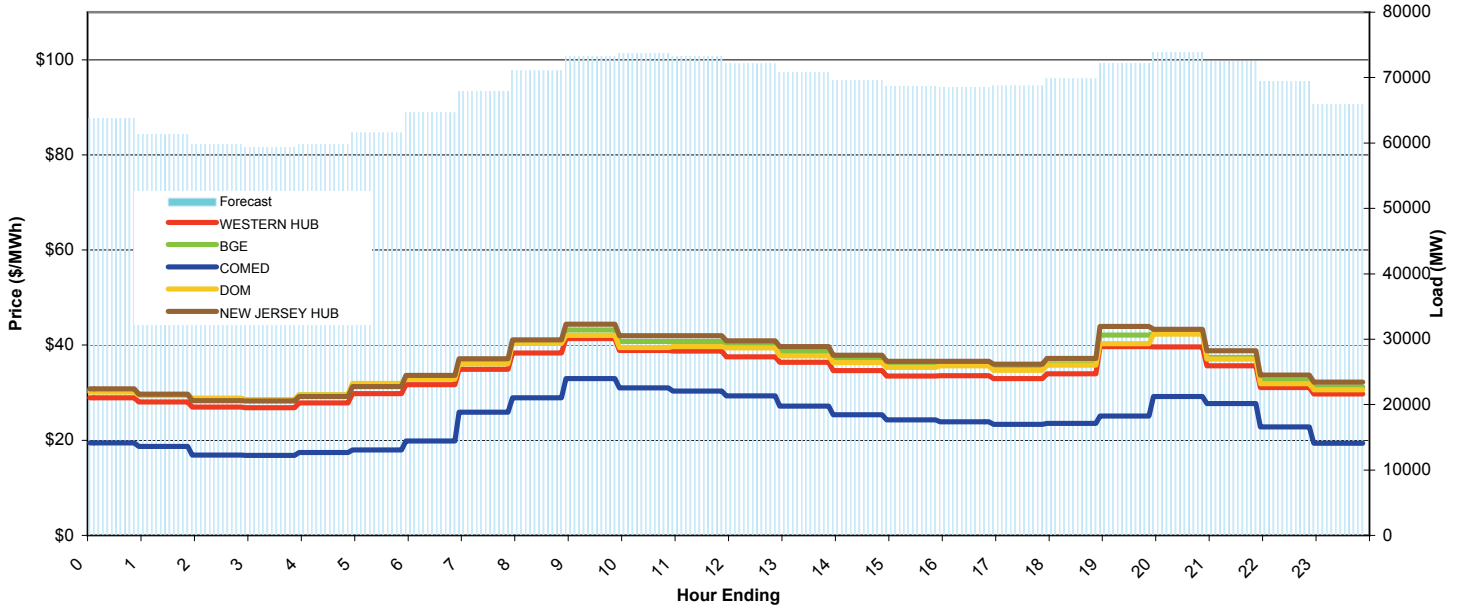
Report for: 3/28/2009

Price Color Codes:

<=0	>=100	>=200
-----	-------	-------

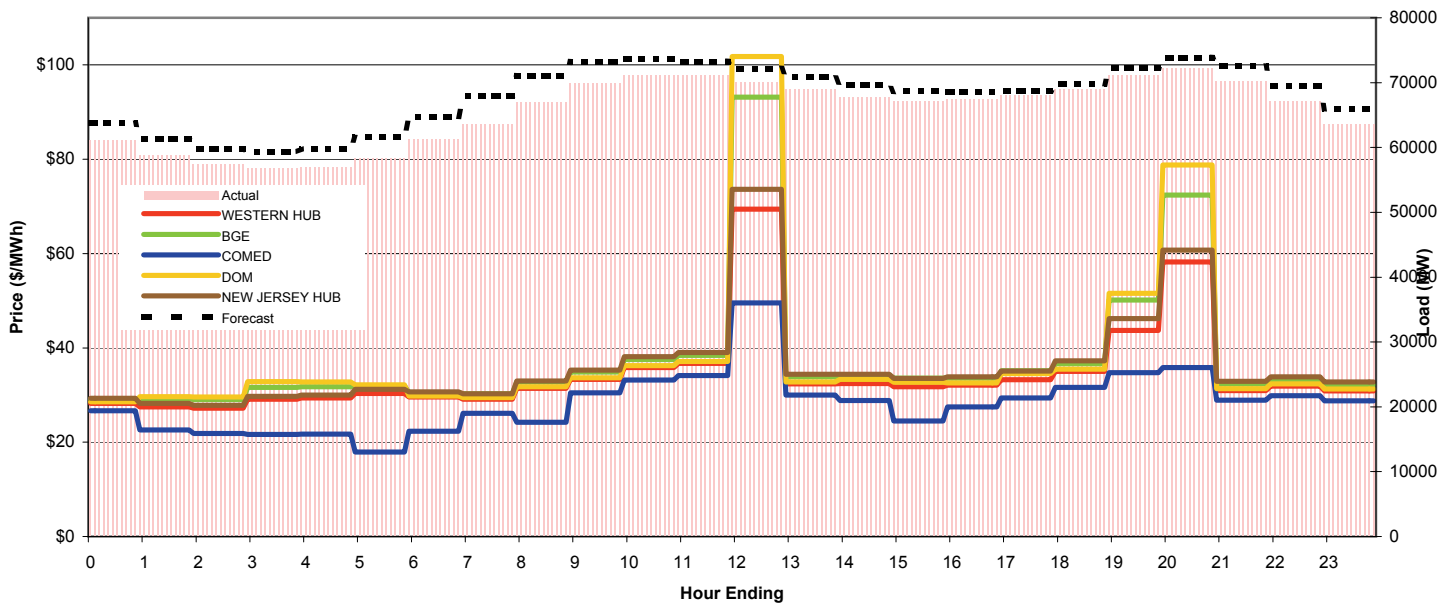
Day-Ahead Prices and Forecast Load

	HE1	HE2	HE3	HE4	HE5	HE6	HE7	HE8	HE9	HE10	HE11	HE12	HE13	HE14	HE15	HE16	HE17	HE18	HE19	HE20	HE21	HE22	HE23	HE24	avg all/peak
WESTERN HUB	28.94	28.05	26.97	26.87	27.84	29.78	31.66	34.95	38.32	41.40	38.92	38.75	37.53	36.42	34.62	33.50	33.59	32.96	33.97	39.71	39.63	35.63	31.07	29.72	34 / 36
BGE	30.633	29.648	28.733	28.471	29.515	31.758	33.293	36.517	40.566	43.2	40.75	40.762	40.079	38.672	36.971	35.841	35.929	35.021	36.04	42.1	42.43	37.412	32.536	31.245	36 / 38
COMED	19.45	18.712	16.866	16.801	17.392	17.976	19.821	25.901	28.954	32.933	30.988	30.37	29.359	27.195	25.334	24.297	23.854	23.357	23.526	25.088	29.183	27.694	22.822	19.381	24 / 27
DOM	30.161	29.385	28.89	28.5	29.528	31.929	32.838	36.053	40.39	42.052	39.521	39.727	39.456	37.731	36.31	35.352	35.663	34.724	35.799	40.285	42.341	37.094	31.919	30.584	35 / 38
NEW JERSEY HUB	30.81	29.70	28.35	28.27	29.19	31.27	33.61	37.12	41.10	44.40	41.99	41.96	40.89	39.68	37.86	36.60	36.62	35.96	37.23	43.94	43.36	38.83	33.68	32.19	36 / 39
DA Forecast	63.7	61.3	59.8	59.3	59.8	61.5	64.6	67.9	71.1	73.2	73.7	73.2	72.1	70.9	69.6	68.7	68.5	68.8	69.8	72.2	73.8	72.5	69.5	65.9	68 / 71



Preliminary Real-Time Prices with Forecasted and Actual System Load

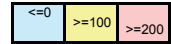
	HE1	HE2	HE3	HE4	HE5	HE6	HE7	HE8	HE9	HE10	HE11	HE12	HE13	HE14	HE15	HE16	HE17	HE18	HE19	HE20	HE21	HE22	HE23	HE24	avg all/peak
WESTERN HUB	28.20	27.48	27.19	29.10	29.35	30.33	29.58	29.09	31.44	33.29	35.86	36.71	69.43	32.36	32.45	31.78	32.07	33.23	35.01	43.70	58.19	30.96	31.89	30.86	35 / 37
BGE	29.171	29.245	29.039	31.599	31.734	31.958	30.57	30.24	32.779	34.884	37.502	38.384	93.172	33.876	34.249	33.599	33.559	35.148	36.677	50.145	72.438	32.361	33.321	32.229	36 / 41
COMED	26.669	22.578	21.854	21.617	21.736	17.893	22.302	26.132	24.223	30.481	33.165	34.106	49.554	29.967	28.811	24.49	27.493	29.384	31.639	34.777	35.85	28.919	29.877	28.76	28 / 31
DOM	28.581	29.634	29.611	32.838	32.808	32.139	29.822	29.471	31.764	33.643	36.209	37.112	101.78	32.743	33.328	32.717	32.565	34.559	35.504	51.572	78.813	31.378	32.387	31.254	38 / 42
NEW JERSEY HUB	29.30	28.25	27.84	29.71	30.00	31.23	30.69	30.27	33.01	35.27	38.13	39.05	73.62	34.40	34.37	33.54	33.84	35.11	37.26	46.20	60.72	32.94	33.86	32.81	36 / 39
Percent Forecast	-4.11	-4.22	-4.09	-4.33	-4.97	-5.49	-5.54	-6.65	-6.14	-4.81	-3.57	-2.98	-2.88	-2.76	-2.60	-2.26	-1.65	-0.93	-1.09	-1.58	-2.15	-3.20	-3.37	-3.65	
RTLoad	61.22	58.807	57.487	56.875	56.99	58.336	61.248	63.672	66.953	69.859	71.153	71.114	70.117	68.954	67.798	67.157	67.393	68.138	69.044	71.117	72.27	70.287	67.236	63.601	



PJM Daily Report

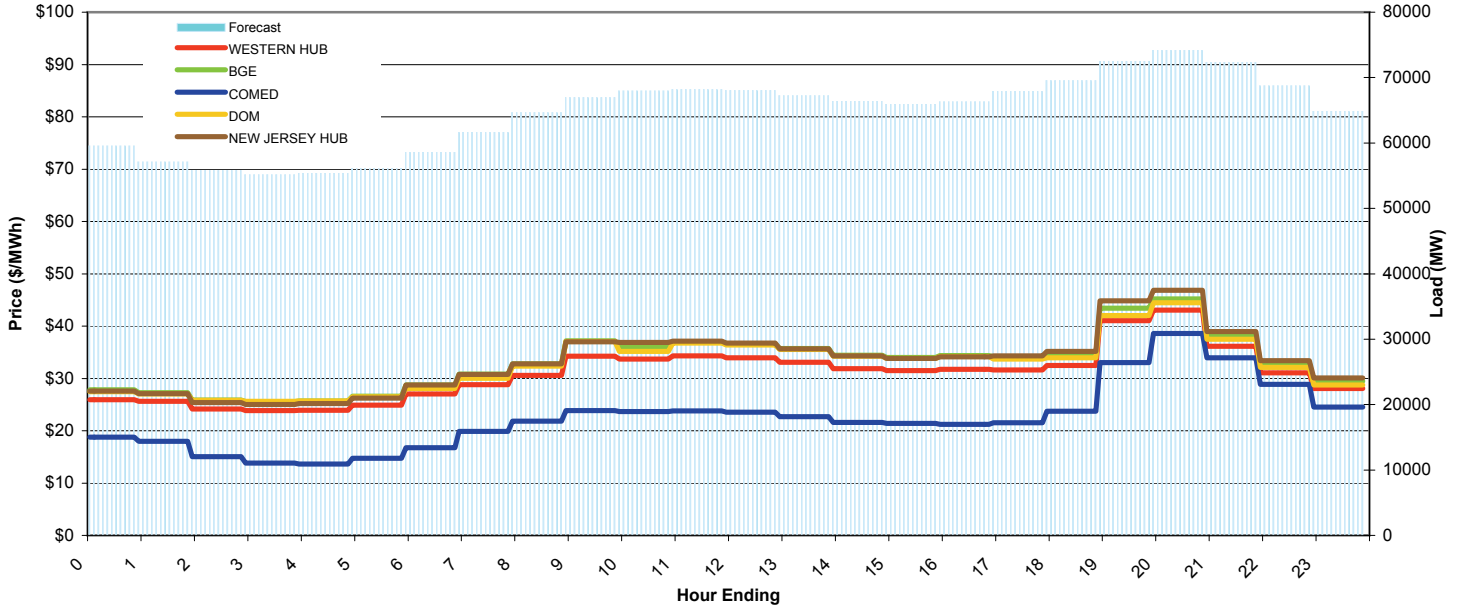
Report for: 3/29/2009

Price Color Codes:



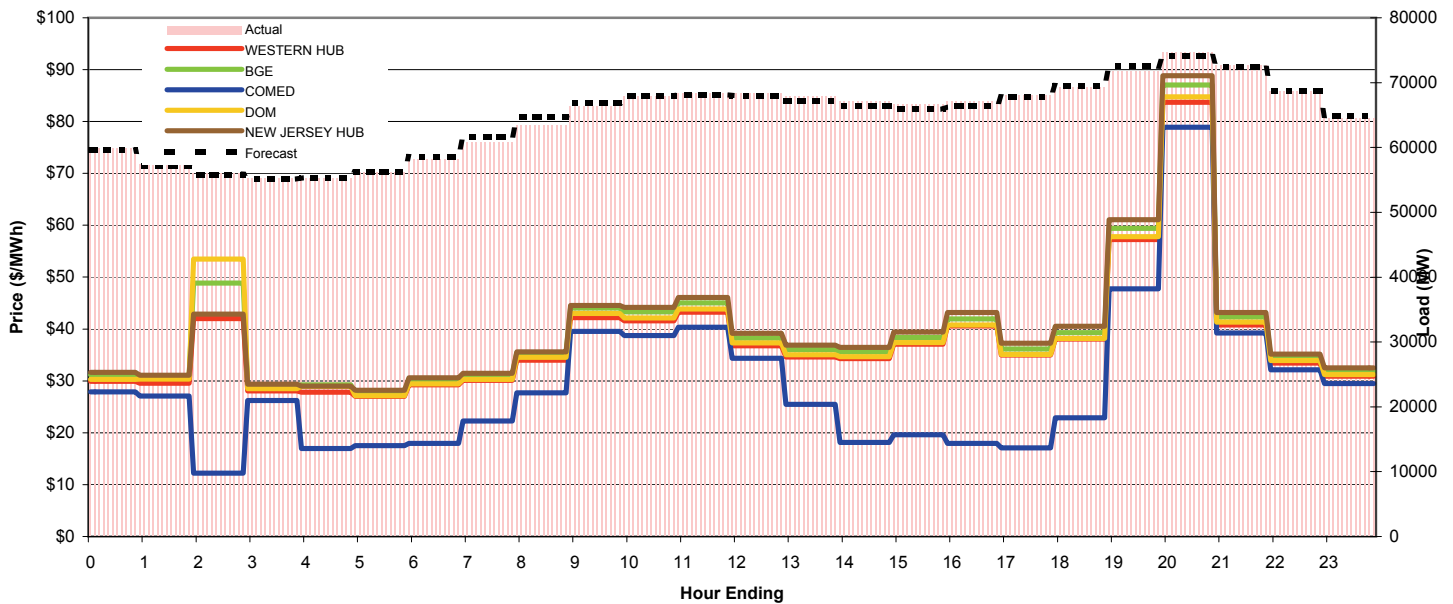
Day-Ahead Prices and Forecast Load

	HE1	HE2	HE3	HE4	HE5	HE6	HE7	HE8	HE9	HE10	HE11	HE12	HE13	HE14	HE15	HE16	HE17	HE18	HE19	HE20	HE21	HE22	HE23	HE24	avg all/peak
WESTERN HUB	25.93	25.61	24.15	23.87	23.93	24.90	27.05	28.78	30.59	34.24	33.72	34.31	33.95	33.09	31.86	31.48	31.77	31.61	32.47	41.06	43.07	36.17	31.08	28.05	31 / 34
BGE	27.834	27.267	25.847	25.566	25.661	26.604	28.776	30.815	32.805	37.156	36.095	37.032	36.645	35.738	34.419	34.015	34.386	34.109	34.642	43.429	45.2	38.13	32.96	29.49	33 / 36
COMED	18.804	17.955	15.034	13.826	13.643	14.764	16.751	19.897	21.827	23.844	23.695	23.799	23.577	22.683	21.564	21.423	21.243	21.559	23.712	33.05	38.599	33.94	28.845	24.534	22 / 25
DOM	27.492	27.036	25.835	25.61	25.677	26.502	28.07	30.019	32.355	37.062	35.154	36.758	36.365	35.55	34.233	33.839	34.216	33.699	33.962	42.028	44.439	37.512	32.11	28.776	33 / 36
NEW JERSEY HUB	27.59	27.07	25.40	25.02	25.20	26.25	28.76	30.75	32.76	36.99	36.86	37.15	36.74	35.66	34.32	33.80	34.13	34.31	35.16	44.82	46.87	38.99	33.40	30.09	33 / 36
DA Forecast	59.6	57.1	55.8	55.2	55.3	56.2	58.6	61.6	64.6	66.9	68.0	68.2	68.0	67.2	66.4	65.9	66.3	67.9	69.5	72.5	74.2	72.3	68.7	64.8	65 / 68



Preliminary Real-Time Prices with Forecasted and Actual System Load

	HE1	HE2	HE3	HE4	HE5	HE6	HE7	HE8	HE9	HE10	HE11	HE12	HE13	HE14	HE15	HE16	HE17	HE18	HE19	HE20	HE21	HE22	HE23	HE24	avg all/peak
WESTERN HUB	29.89	29.57	41.99	28.06	27.82	27.00	29.22	30.10	34.02	42.20	41.57	43.25	36.75	34.62	34.32	37.10	40.60	34.97	38.03	57.24	83.68	40.76	33.42	30.92	38 / 41
BGE	31.156	30.94	48.853	29.143	29.225	27.931	30.298	31.192	35.422	44.029	43.3	45.014	38.223	36.018	35.616	38.391	41.971	36.168	39.309	59.416	87.03	42.293	34.496	31.877	39 / 43
COMED	27.864	27.076	12.206	26.2	16.965	17.529	17.941	22.27	27.719	39.527	38.769	40.328	34.337	25.479	18.147	19.621	17.947	17.095	22.883	47.767	78.899	39.216	32.123	29.491	29 / 33
DOM	30.261	30.33	53.48	28.473	28.933	27.151	29.399	30.273	34.529	43.009	42.159	43.891	37.353	35.049	34.701	37.412	40.751	35.073	38.171	57.796	84.774	41.334	33.9	31.239	39 / 42
NEW JERSEY HUB	31.66	31.09	42.86	29.37	29.00	28.19	30.63	31.48	35.59	44.54	44.20	46.09	39.19	36.88	36.45	39.40	43.18	37.23	40.53	61.09	88.84	43.17	35.18	32.49	40 / 44
Percent Forecast	0.63	0.59	0.38	0.29	-0.10	0.09	-0.58	-1.20	-1.82	-0.90	-0.13	0.45	0.60	0.97	1.15	1.29	1.36	0.39	-0.37	-1.03	0.67	0.51	-0.07	-0.38	
RTLload	59.941	57.442	56.011	55.309	55.258	56.21	58.235	60.857	63.491	66.345	67.886	68.467	68.428	67.886	67.17	66.748	67.228	68.129	69.284	71.781	74.699	72.7	68.7	64.588	



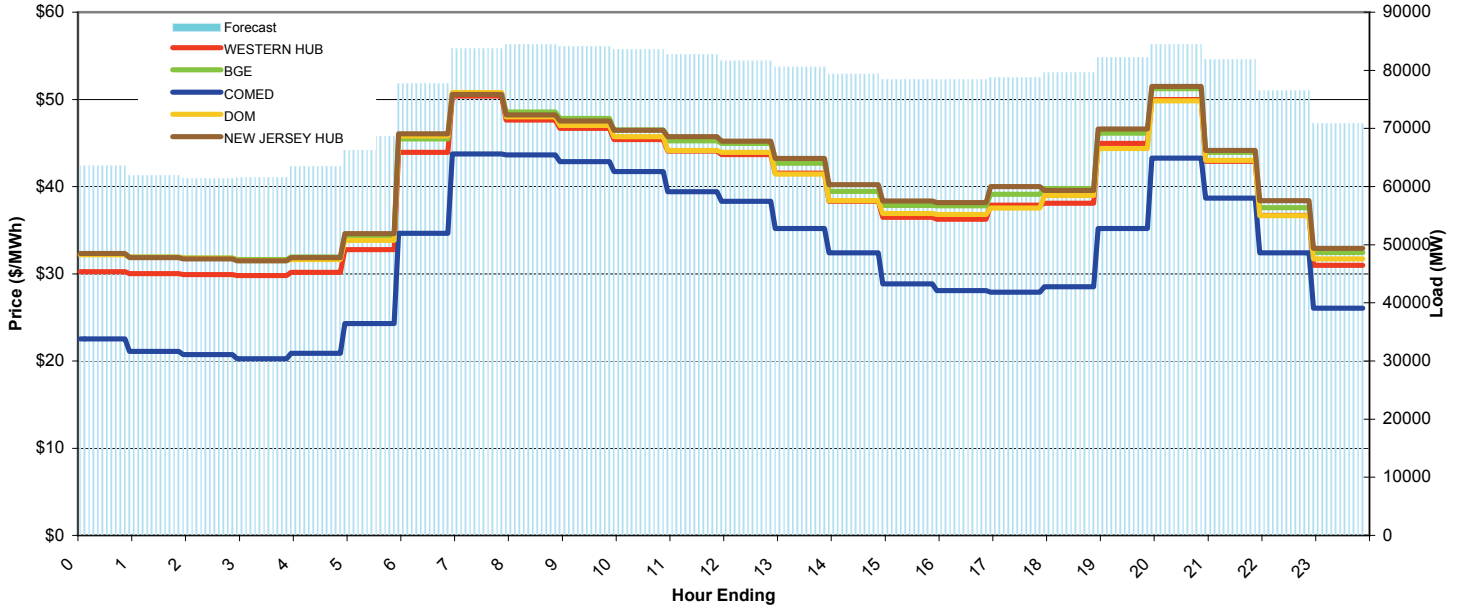
PJM Daily Report

Report for: 3/30/2009

Price Color Codes: <=0 >=100 >=200

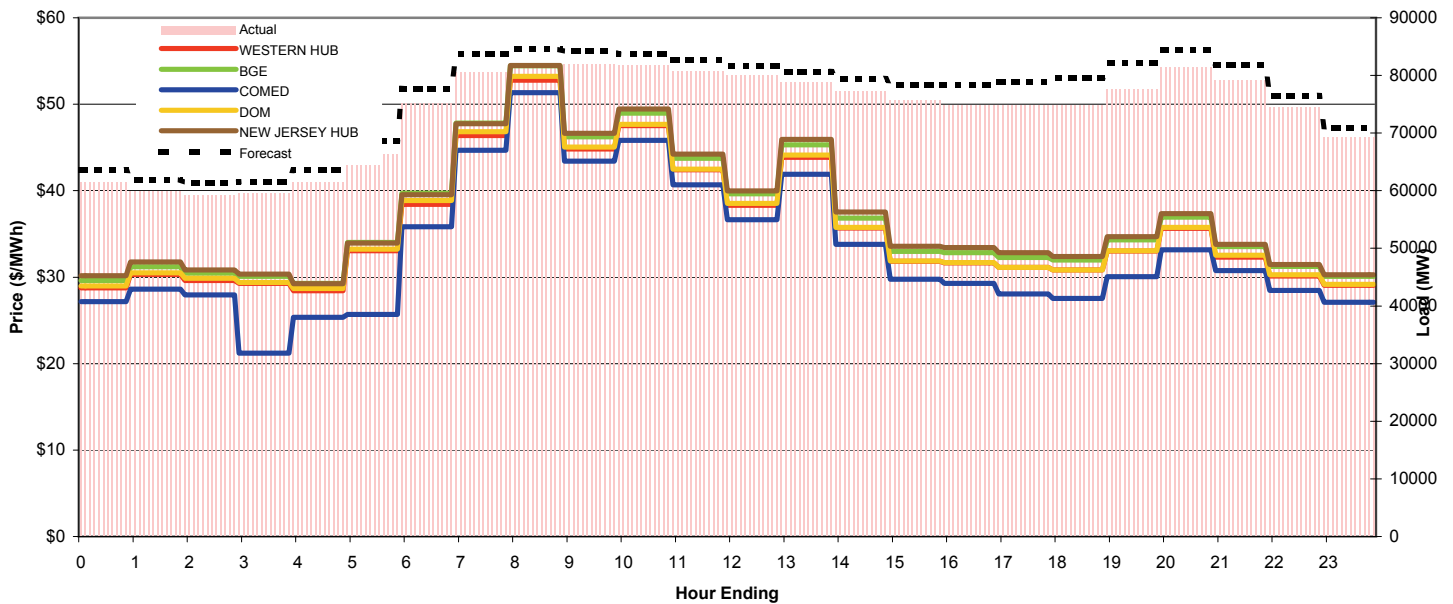
Day-Ahead Prices and Forecast Load

	HE1	HE2	HE3	HE4	HE5	HE6	HE7	HE8	HE9	HE10	HE11	HE12	HE13	HE14	HE15	HE16	HE17	HE18	HE19	HE20	HE21	HE22	HE23	HE24	avg all/peak
WESTERN HUB	30.24	30.03	29.92	29.81	30.18	32.77	43.93	50.40	47.62	46.69	45.41	44.07	43.69	41.56	38.31	36.48	36.25	37.87	38.11	44.95	49.97	42.91	36.68	30.98	39 / 43
BGE	32.241	31.911	31.81	31.62	31.942	34.354	45.479	50.706	48.549	47.827	46.5	45.256	44.956	42.679	39.468	37.851	37.813	39.103	39.78	46.12	51.222	43.924	37.586	32.452	40 / 44
COMED	22.526	21.117	20.744	20.246	20.879	24.31	34.636	43.746	43.643	42.87	41.733	39.401	38.325	35.207	32.416	28.828	28.06	27.905	28.531	35.175	43.267	38.673	32.392	26.051	32 / 36
DOM	32.165	31.888	31.765	31.513	31.632	33.826	45.814	50.786	48.007	47.023	45.737	44.142	43.935	41.447	38.383	36.91	36.796	37.539	38.977	44.368	49.837	43.018	36.655	31.695	40 / 43
NEW JERSEY HUB	32.32	31.87	31.71	31.50	31.86	34.60	46.06	50.56	48.22	47.52	46.46	45.73	45.23	43.24	40.23	38.36	38.17	39.99	39.56	46.61	51.47	44.15	38.38	32.91	41 / 44
DA Forecast	63.6	61.9	61.4	61.6	63.5	68.7	77.7	83.7	84.5	84.2	83.7	82.7	81.6	80.6	79.4	78.4	78.4	78.8	79.6	82.3	84.4	81.9	76.5	70.9	76 / 81



Preliminary Real-Time Prices with Forecasted and Actual System Load

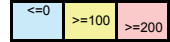
	HE1	HE2	HE3	HE4	HE5	HE6	HE7	HE8	HE9	HE10	HE11	HE12	HE13	HE14	HE15	HE16	HE17	HE18	HE19	HE20	HE21	HE22	HE23	HE24	avg all/peak
WESTERN HUB	28.74	30.32	29.61	29.27	28.42	33.04	38.41	46.36	52.80	44.81	47.53	42.42	38.31	43.86	35.69	31.84	31.66	31.14	30.85	33.01	35.64	32.32	30.12	29.07	36 / 38
BGE	29.62	31.201	30.465	30.088	29.277	34.005	39.724	47.807	54.453	46.215	48.987	43.763	39.628	45.317	36.843	32.979	32.843	32.29	31.98	34.294	36.955	33.517	31.237	30.096	37 / 39
COMED	27.169	28.602	27.94	21.205	25.365	25.678	35.838	44.688	51.344	43.422	45.835	40.686	36.638	41.888	33.786	29.777	29.274	28.063	27.553	30.062	33.156	30.747	28.454	27.112	33 / 36
DOM	28.984	30.518	29.861	29.391	28.669	33.246	38.864	46.832	53.243	45.028	47.683	42.509	38.527	44.105	35.766	31.868	31.69	31.115	30.827	33.05	35.756	32.538	30.284	29.172	36 / 38
NEW JERSEY HUB	30.16	31.78	30.84	30.35	29.25	33.93	39.52	47.74	54.49	46.62	49.47	44.22	39.97	45.92	37.52	33.59	33.43	32.83	32.38	34.69	37.34	33.79	31.47	30.28	37 / 40
Percent Forecast	-3.49	-3.32	-3.54	-3.41	-3.39	-3.62	-3.35	-3.75	-3.22	-2.59	-2.42	-2.37	-1.91	-2.20	-2.76	-3.52	-4.55	-5.34	-6.44	-6.04	-3.69	-3.29	-2.72	-2.45	
RTLload	61.439	59.924	59.262	59.556	61.438	66.284	75.197	80.683	81.843	82.036	81.704	80.811	80.108	78.862	77.255	75.752	74.98	74.823	74.764	77.57	81.438	79.254	74.474	69.219	



PJM Daily Report

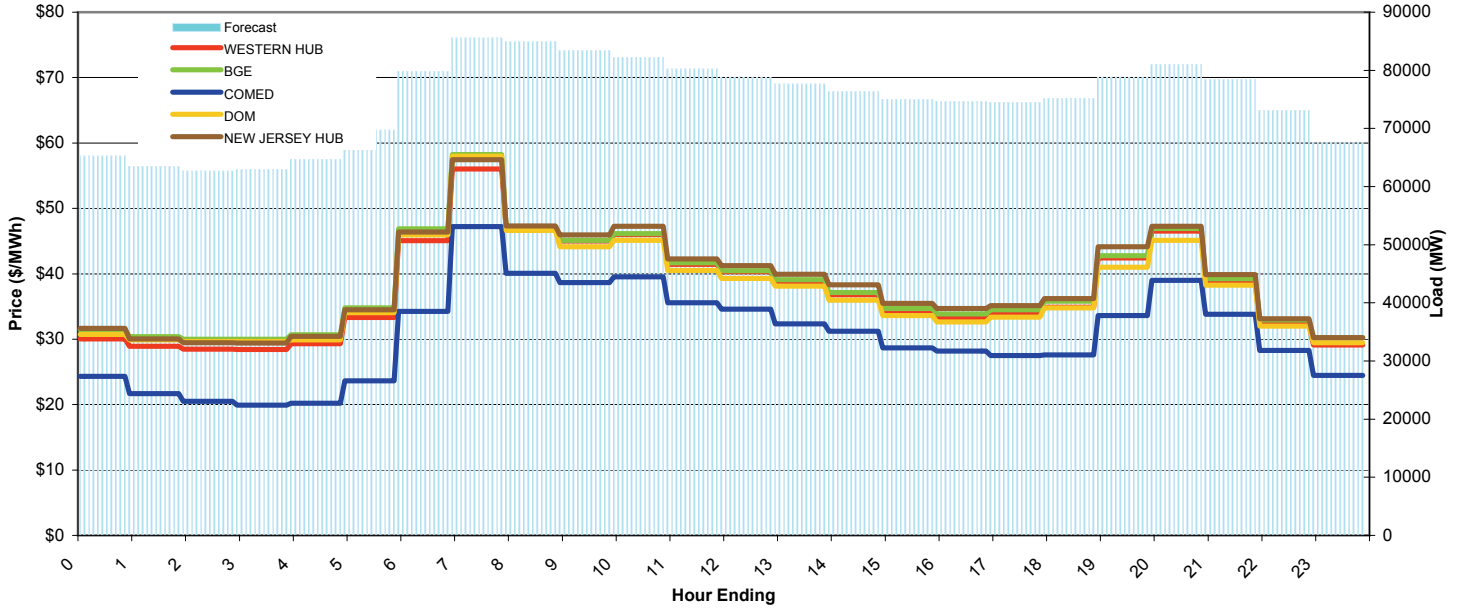
Report for: 3/31/2009

Price Color Codes:



Day-Ahead Prices and Forecast Load

	HE1	HE2	HE3	HE4	HE5	HE6	HE7	HE8	HE9	HE10	HE11	HE12	HE13	HE14	HE15	HE16	HE17	HE18	HE19	HE20	HE21	HE22	HE23	HE24	avg all/peak
WESTERN HUB	30.03	28.91	28.49	28.41	29.32	33.32	45.08	56.01	47.18	45.00	45.99	41.42	40.32	38.73	36.78	34.04	33.21	33.84	34.90	42.44	46.52	38.78	32.22	29.09	38 / 40
BGE	31.466	30.378	29.993	29.985	30.689	34.765	46.851	58.216	47.102	45.093	46.13	41.667	40.46	39.092	37.159	34.68	33.879	34.478	35.839	42.771	46.918	39.265	32.947	30.232	38 / 41
COMED	24.318	21.675	20.507	19.899	20.204	23.642	34.249	47.236	40.074	38.675	39.552	35.592	34.598	32.323	31.225	28.676	28.188	27.48	27.615	33.609	38.979	33.804	28.294	24.464	31 / 34
DOM	30.734	29.899	29.655	29.67	29.915	34.07	45.968	57.998	46.61	44.156	45.103	40.51	39.271	38.109	35.985	33.61	32.635	33.352	34.77	41.013	45.089	38.272	31.999	29.45	37 / 40
NEW JERSEY HUB	31.67	30.04	29.47	29.40	30.45	34.48	46.40	57.42	47.31	45.93	47.28	42.27	41.25	39.91	38.29	35.45	34.67	35.12	36.20	44.14	47.26	39.86	33.14	30.22	39 / 42
DA Forecast	65.3	63.4	62.7	63.0	64.7	69.8	79.9	85.6	85.0	83.4	82.2	80.3	78.8	77.7	76.4	75.0	74.6	74.5	75.2	78.9	81.1	78.5	73.1	67.6	75 / 79



Preliminary Real-Time Prices with Forecasted and Actual System Load

	HE1	HE2	HE3	HE4	HE5	HE6	HE7	HE8	HE9	HE10	HE11	HE12	HE13	HE14	HE15	HE16	HE17	HE18	HE19	HE20	HE21	HE22	HE23	HE24	avg all/peak
WESTERN HUB	30.24	29.97	29.44	28.88	31.10	33.53	66.27	55.93	36.65	35.07	41.16	35.59	34.68	34.36	32.39	33.05	31.98	31.15	31.55	36.51	39.16	33.58	29.98	26.95	35 / 36
BGE	31.196	30.916	30.332	29.864	32.106	34.549	68.449	57.863	37.699	36.097	42.269	36.548	35.725	35.386	33.459	34.154	33.053	32.204	32.623	37.87	40.491	34.727	31.062	27.91	37 / 37
COMED	26.425	26.407	24.429	26.685	26.481	29.491	41.231	52.119	34.171	32.772	38.591	33.336	32.56	32.312	30.499	31.084	30.033	29.3	29.643	34.04	37.121	32.163	28.704	25.638	32 / 34
DOM	30.117	29.953	29.303	29.057	31.06	33.51	66.347	56.347	36.598	35.057	41.208	35.483	34.628	34.389	32.507	33.181	32.113	31.237	31.664	36.706	39.277	33.813	30.299	27.205	35 / 36
NEW JERSEY HUB	31.46	31.05	30.37	29.70	32.11	34.50	68.21	57.71	38.05	36.52	43.03	37.50	36.64	36.21	34.11	34.92	33.77	32.88	33.29	38.50	41.23	35.24	31.28	28.02	37 / 38
Percent Forecast	0.39	0.47	0.70	0.62	0.62	0.91	-0.84	-2.02	-1.93	-2.04	-2.06	-1.25	-1.05	-0.86	-0.69	-0.29	-0.25	-0.13	-1.07	-2.32	-1.64	-1.55	-1.32	-0.99	
RTLoad	65.538	63.744	63.123	63.359	65.139	70.399	79.215	83.88	83.347	81.702	80.561	79.265	77.955	77.01	75.834	74.809	74.452	74.436	74.422	77.063	79.798	77.266	72.17	66.949	

