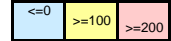


# ISO-NE Daily Report

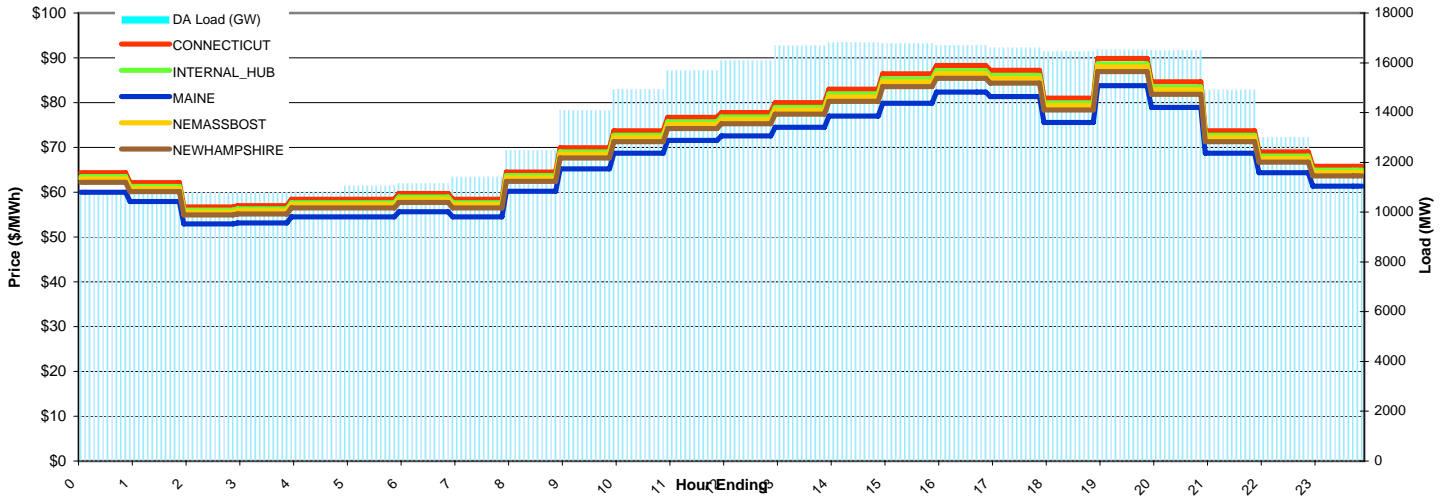
## Report for 09/01/2008

Price Color Codes:



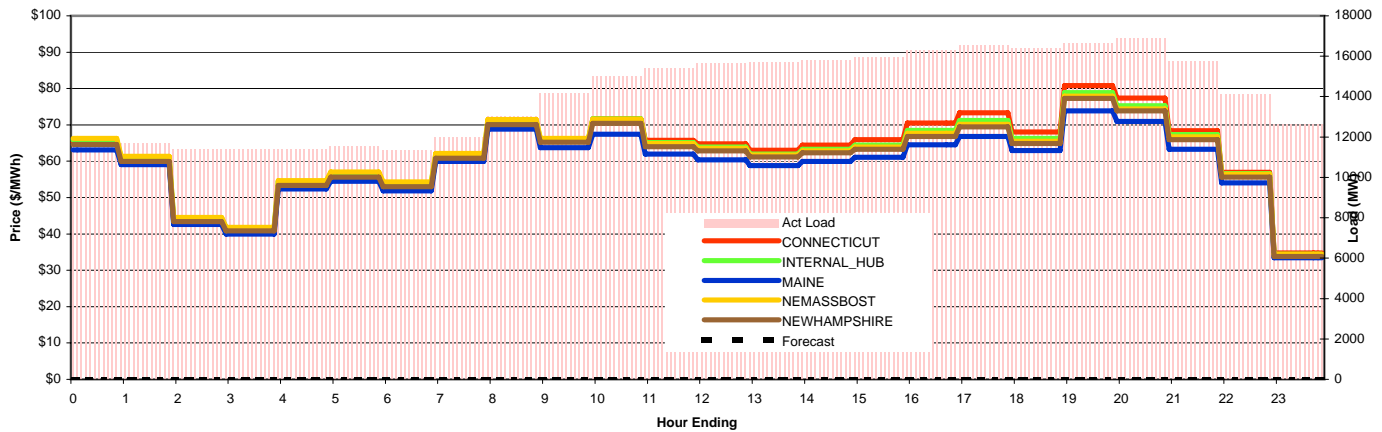
### Day-Ahead Prices and Cleared Load

	HE1	HE2	HE3	HE4	HE5	HE6	HE7	HE8	HE9	HE10	HE11	HE12	HE13	HE14	HE15	HE16	HE17	HE18	HE19	HE20	HE21	HE22	HE23	HE24	avg all/peak
CONNECTICUT	64.33	62.13	56.74	57.00	58.42	58.42	59.69	58.42	64.53	69.93	73.69	76.71	77.82	80.00	83.00	86.41	88.28	87.19	81.00	89.84	84.64	73.69	68.97	65.79	72 / 78
NEMASSBOST	63.01	60.86	55.57	55.83	57.22	57.22	58.46	57.22	63.2	68.49	72.18	75.14	76.22	78.36	81.3	84.64	86.47	85.4	79.34	88	82.9	72.18	67.56	64.44	70 / 76
NEWHAMPSHIRE	62.24	60.12	54.9	55.15	56.53	56.53	57.75	56.53	62.43	67.66	71.3	74.22	75.29	77.41	80.31	83.6	85.41	84.36	78.37	86.93	81.89	71.3	66.74	63.66	70 / 75
MAINE	60.00	57.95	52.92	53.17	54.49	54.49	55.67	54.49	60.19	65.22	68.73	71.55	72.59	74.47	77.00	79.86	82.34	81.33	75.55	83.80	78.94	68.73	64.33	61.37	67 / 72
INTERNAL_HUB	63.49	61.32	56	56.26	57.66	57.66	58.91	57.66	63.69	69.02	72.73	75.71	76.81	78.96	81.92	85.28	87.13	86.05	79.95	88.67	83.53	72.73	68.08	64.94	71 / 77
DA Load (GW)	10.9	11.1	10.8	10.8	10.8	11.1	11.2	11.4	12.5	14.1	14.9	15.7	16.1	16.7	16.8	16.8	16.7	16.6	16.5	16.5	16.5	14.9	13.0	11.8	



### Preliminary Real-Time Prices with Forecasted and Actual System Load

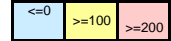
	HE1	HE2	HE3	HE4	HE5	HE6	HE7	HE8	HE9	HE10	HE11	HE12	HE13	HE14	HE15	HE16	HE17	HE18	HE19	HE20	HE21	HE22	HE23	HE24	avg all/peak
CONNECTICUT	65.22	60.03	43.43	40.92	53.06	55.33	52.99	60.38	69.92	65.62	71.67	65.75	64.78	63.03	64.42	65.97	70.52	73.33	68.01	80.77	77.37	68.36	56.95	34.75	62 / 68
NEMASSBOST	66.28	61.38	44.54	41.84	54.65	57.03	54.35	62.17	71.44	66.27	71.59	64.92	63.58	61.67	62.87	63.94	67.66	70.2	65.53	77.9	74.36	66.69	56.46	34.43	62 / 67
NEWHAMPSHIRE	64.63	59.91	43.44	40.81	53.31	55.6	52.98	60.81	70.07	65.24	70.46	64.01	62.82	61.14	62.36	63.33	66.85	69.48	64.92	77.3	73.85	65.97	55.6	33.83	61 / 66
MAINE	63.12	59.06	42.57	39.95	52.35	88.00	51.86	59.97	68.86	63.76	67.45	61.93	60.35	58.76	59.97	61.07	64.52	66.82	62.97	73.87	70.94	63.30	54.08	33.48	60 / 64
INTERNAL_HUB	65.87	61.08	44.33	41.73	54.37	56.7	54.04	61.67	70.98	66.03	71.65	65.18	63.9	62.01	63.25	64.48	68.5	71.19	66.32	78.89	75.25	67.31	56.56	34.4	62 / 67
Forecast	#REF!	#REF!	#REF!	#REF!	#REF!	#REF!	#REF!	#REF!	#REF!	#REF!	#REF!	#REF!	#REF!	#REF!	#REF!	#REF!	#REF!	#REF!	#REF!	#REF!	#REF!	#REF!	#REF!	#REF!	#REF!
(RT) - (DA Load)	0.77	0.60	0.59	0.58	0.56	0.50	0.19	0.59	0.55	0.09	0.08	-0.24	-0.44	-0.97	-1.01	-0.80	-0.39	-0.06	-0.08	0.16	0.38	0.82	1.10	0.83	



# ISO-NE Daily Report

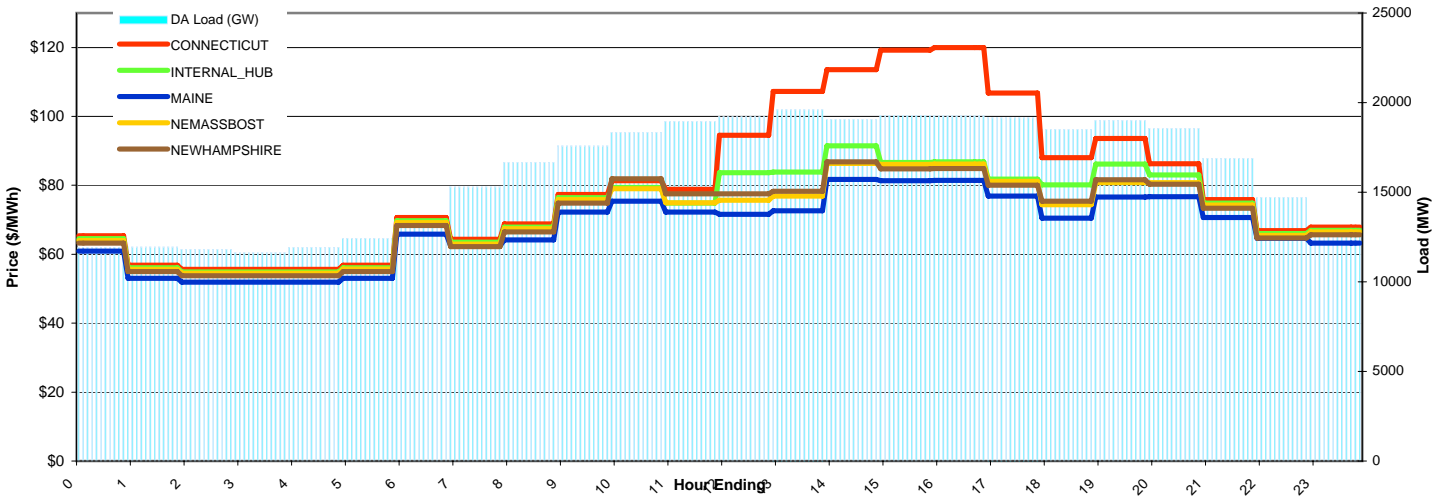
## Report for 09/02/2008

Price Color Codes:



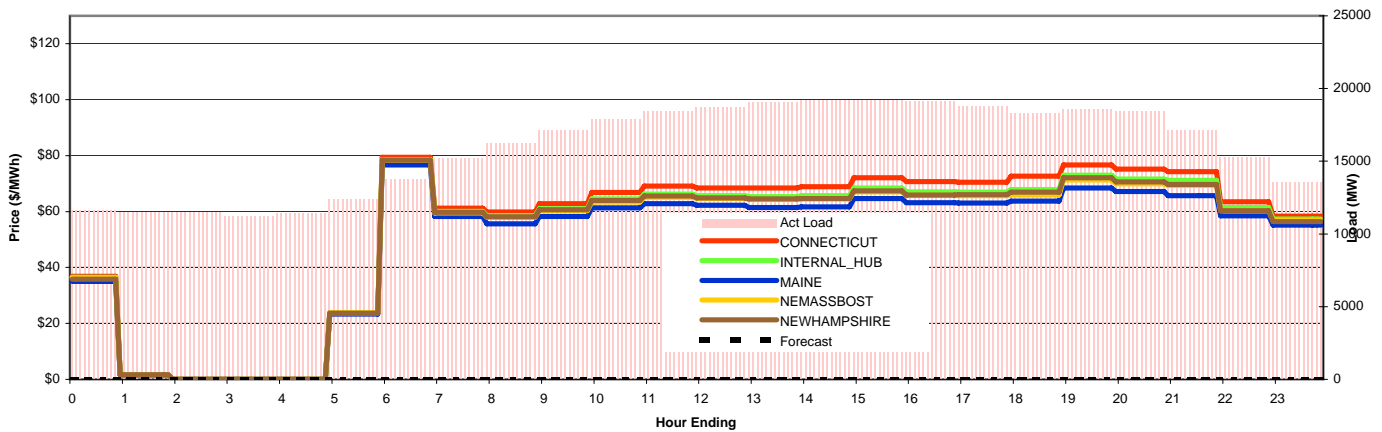
### Day-Ahead Prices and Cleared Load

	HE1	HE2	HE3	HE4	HE5	HE6	HE7	HE8	HE9	HE10	HE11	HE12	HE13	HE14	HE15	HE16	HE17	HE18	HE19	HE20	HE21	HE22	HE23	HE24	avg all/peak
CONNECTICUT	65.38	56.85	55.64	55.64	55.64	56.85	70.66	64.33	68.79	77.35	81.34	78.86	94.53	107.23	113.57	119.24	120.00	106.80	88.00	93.63	86.26	75.89	66.89	67.86	80 / 90
NEMASSBOST	64.02	55.66	54.49	54.49	54.49	55.67	69.19	62.99	67.37	75.84	79	74.96	75.67	76.85	86.36	86.05	86.14	81.16	74.4	80.8	80.74	74.29	65.49	66.45	71 / 77
NEWHAMPSHIRE	63.22	54.96	53.8	53.8	53.8	54.96	68.32	62.24	66.51	74.88	81.9	77.58	77.53	78.28	86.86	84.78	84.88	80.02	75.41	81.59	80.33	73.34	64.71	65.61	71 / 77
MAINE	60.96	53.01	51.89	51.89	51.89	53.01	65.88	62.41	64.14	72.21	75.43	72.24	71.62	72.57	81.67	81.36	81.45	76.86	70.48	76.63	76.74	70.68	64.62	63.27	68 / 73
INTERNAL_HUB	64.51	56.09	54.91	54.91	54.91	56.09	69.72	63.47	67.88	76.41	79.37	74.86	83.69	83.84	91.48	86.67	86.81	81.83	80.15	86.21	83	74.87	66	66.96	73 / 79
DA Load (GW)	11.9	11.9	11.8	11.6	11.9	12.4	13.4	15.3	16.7	17.6	18.4	18.9	19.2	19.6	19.1	19.3	19.3	19.2	18.5	19.0	18.6	16.9	14.7	12.9	



### Preliminary Real-Time Prices with Forecasted and Actual System Load

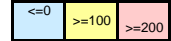
	HE1	HE2	HE3	HE4	HE5	HE6	HE7	HE8	HE9	HE10	HE11	HE12	HE13	HE14	HE15	HE16	HE17	HE18	HE19	HE20	HE21	HE22	HE23	HE24	avg all/peak
CONNECTICUT	36.90	1.65	0.00	0.00	0.00	23.75	79.46	61.18	59.82	62.86	66.87	69.09	68.49	68.49	68.91	72.05	70.76	70.52	72.70	76.72	75.16	74.23	63.51	58.35	54 / 69
NEMASSBOST	36.42	1.63	0	0	0	23.68	78.35	59.5	58.03	60.33	63.42	65.1	64.6	64.29	64.58	67.1	65.76	65.63	65.95	71.35	69.88	69.3	60.27	56.73	51 / 65
NEWHAMPSHIRE	35.77	1.61	0	0	0	23.61	78.44	59.71	58.11	60.6	63.96	65.59	64.86	64.5	64.61	67.35	65.96	65.99	66.93	72.07	70.64	69.65	60.32	56.37	52 / 65
MAINE	35.07	1.57	0.00	0.00	0.00	88.00	76.71	58.24	55.65	58.25	61.30	62.87	62.31	61.46	61.67	64.65	63.18	63.11	63.75	68.41	67.14	65.74	58.52	55.16	52 / 62
INTERNAL_HUB	36.48	1.64	0	0	0	23.74	78.67	60.04	58.56	61.02	64.49	66.31	65.65	65.4	65.67	68.4	67.08	66.96	67.86	73.05	71.64	71.14	61.4	57.28	52 / 66
Forecast	#REF!	#REF!	#REF!	#REF!	#REF!	#REF!	#REF!	#REF!	#REF!	#REF!	#REF!	#REF!	#REF!	#REF!	#REF!	#REF!	#REF!	#REF!	#REF!	#REF!	#REF!	#REF!	#REF!	#REF!	#REF!
(RT) - (DA Load)	-0.28	-0.43	-0.34	-0.42	-0.49	-0.02	0.37	-0.10	-0.41	-0.46	-0.46	-0.52	-0.51	-0.57	0.16	-0.10	-0.18	-0.39	-0.18	-0.44	-0.10	0.23	0.56	0.72	



# ISO-NE Daily Report

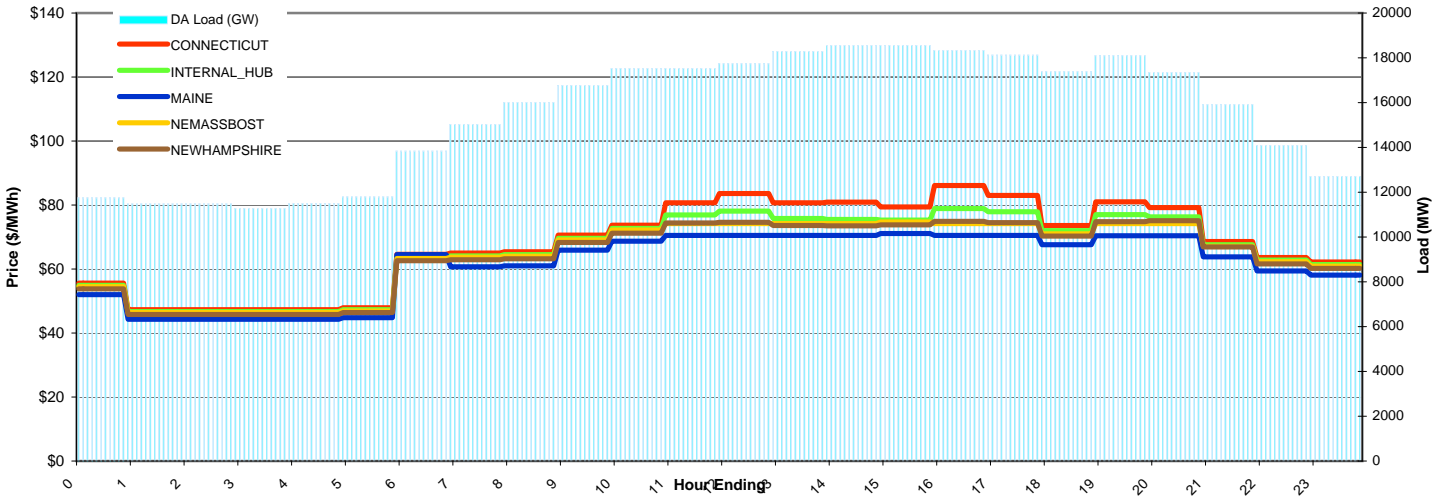
## Report for 09/03/2008

Price Color Codes:



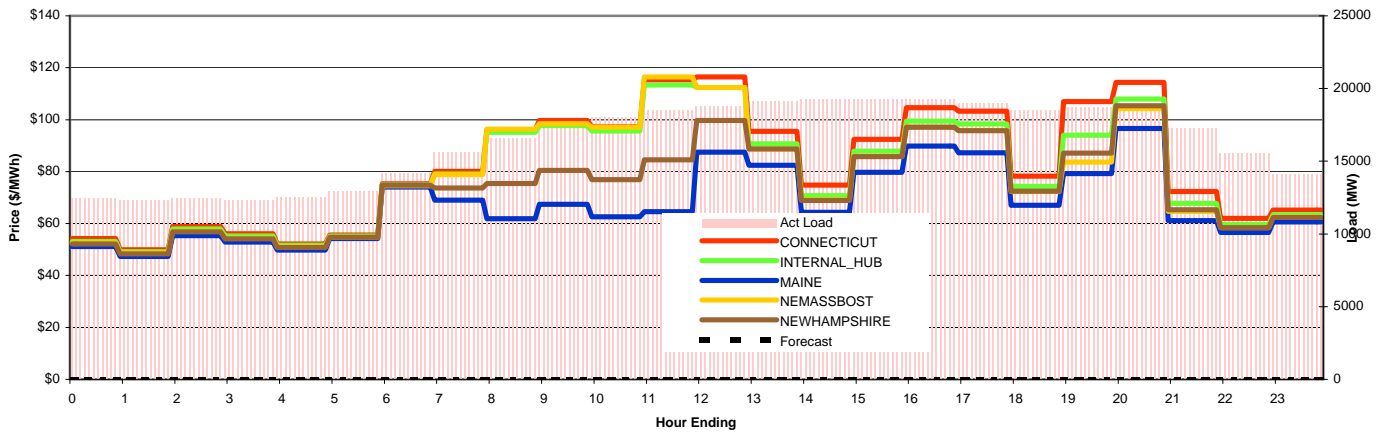
### Day-Ahead Prices and Cleared Load

	HE1	HE2	HE3	HE4	HE5	HE6	HE7	HE8	HE9	HE10	HE11	HE12	HE13	HE14	HE15	HE16	HE17	HE18	HE19	HE20	HE21	HE22	HE23	HE24	avg all/peak
CONNECTICUT	55.65	47.35	47.35	47.35	47.35	47.91	64.65	65.00	65.36	70.59	73.67	80.73	83.57	80.70	80.86	79.42	86.06	83.00	73.57	81.00	79.23	68.57	63.61	62.20	68 / 76
NEMASSBOST	54.53	46.4	46.4	46.4	46.4	46.95	63.34	63.68	64.02	69.14	72.16	74.19	74.21	74.19	74.18	74.73	74.23	74.21	71.02	74.2	74.19	67.08	62.31	60.94	65 / 71
NEWHAMPSHIRE	53.83	45.82	45.82	45.82	45.82	46.36	62.6	62.89	63.22	68.27	71.25	74.43	74.57	73.63	73.54	73.77	74.87	74.47	70.29	74.79	75.15	66.89	61.61	60.18	64 / 71
MAINE	51.98	44.27	44.27	44.27	44.27	44.78	64.55	60.71	61.00	65.87	68.75	70.50	70.50	70.52	70.53	71.10	70.46	70.51	67.61	70.45	70.38	63.83	59.37	58.09	62 / 68
INTERNAL_HUB	54.93	46.74	46.74	46.74	46.74	47.29	63.8	64.15	64.5	69.65	72.7	76.9	78.13	75.76	75.53	75.29	78.88	77.88	72.01	77.02	76.26	67.62	62.77	61.38	66 / 73
DA Load (GW)	11.8	11.5	11.5	11.3	11.5	11.8	13.8	15.0	16.0	16.8	17.5	17.5	17.7	18.3	18.6	18.6	18.3	18.1	17.4	18.1	17.4	15.9	14.1	12.7	



### Preliminary Real-Time Prices with Forecasted and Actual System Load

	HE1	HE2	HE3	HE4	HE5	HE6	HE7	HE8	HE9	HE10	HE11	HE12	HE13	HE14	HE15	HE16	HE17	HE18	HE19	HE20	HE21	HE22	HE23	HE24	avg all/peak
CONNECTICUT	54.22	49.86	58.92	56.02	52.13	55.61	75.31	80.08	96.10	99.71	97.28	115.30	116.42	95.57	74.76	92.49	104.62	103.30	78.20	106.92	114.40	72.29	61.95	65.15	82 / 94
NEMASSBOST	52.55	48.68	57	54.29	51	54.75	74.53	78.93	96.36	98.48	97.14	116.52	112.45	88.69	69.13	85.85	97.08	95.85	72.31	83.65	104.23	64.68	58.46	62.62	78 / 89
NEWHAMPSHIRE	52.17	48.3	56.82	54.16	50.8	54.68	74.83	73.74	75.44	80.47	76.93	84.6	99.64	88.68	68.9	85.81	97.1	95.77	72.45	87.18	105.43	65.31	58.46	62.37	74 / 82
MAINE	51.12	47.27	55.38	52.89	49.83	88.00	74.08	68.96	61.84	67.43	62.61	64.60	87.50	82.39	64.39	79.79	89.83	87.22	67.06	79.23	96.60	61.14	56.54	60.68	69 / 74
INTERNAL_HUB	53.11	49.21	57.96	55.15	51.62	55.22	74.94	79.14	95.15	97.79	95.6	113.43	112.36	90.75	70.77	87.82	99.4	98.36	74.3	94.04	107.93	67.76	59.69	63.45	79 / 90
Forecast	#REF!	#REF!	#REF!	#REF!	#REF!	#REF!	#REF!	#REF!	#REF!	#REF!	#REF!	#REF!	#REF!	#REF!	#REF!	#REF!	#REF!	#REF!	#REF!	#REF!	#REF!	#REF!	#REF!	#REF!	#REF!
(RT) - (DA Load)	0.68	0.87	0.98	1.06	0.98	1.15	0.31	0.55	0.56	0.61	0.52	0.96	1.03	0.81	0.71	0.71	0.93	0.86	1.13	0.60	1.27	1.33	1.49	1.37	



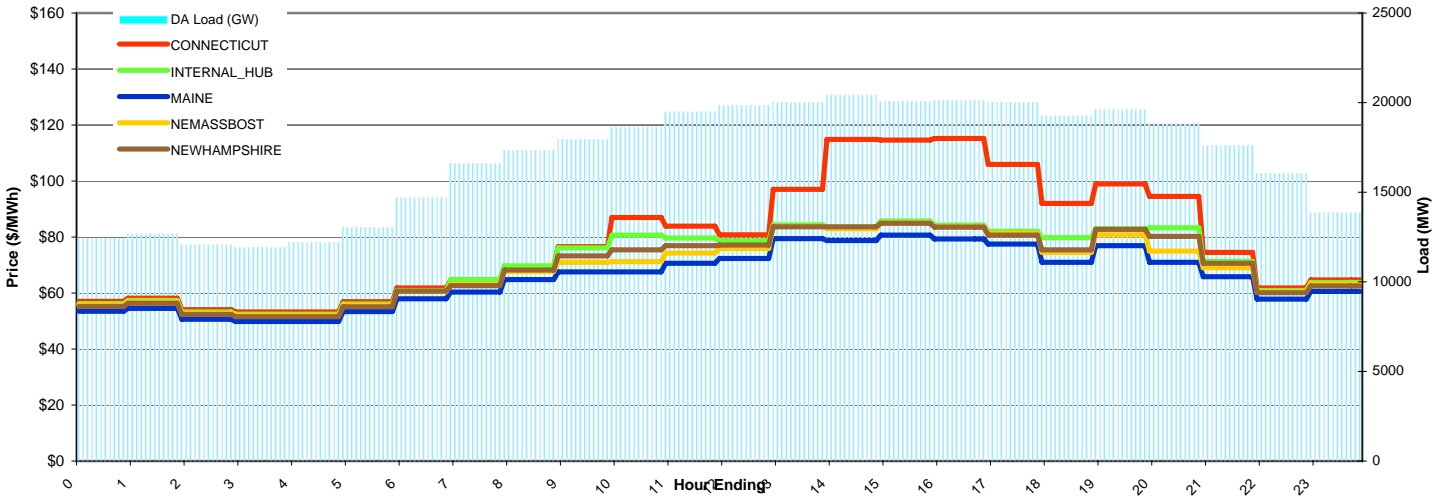
# ISO-NE Daily Report

## Report for 09/04/2008

Price Color Codes: ≤0 ≥100 ≥200

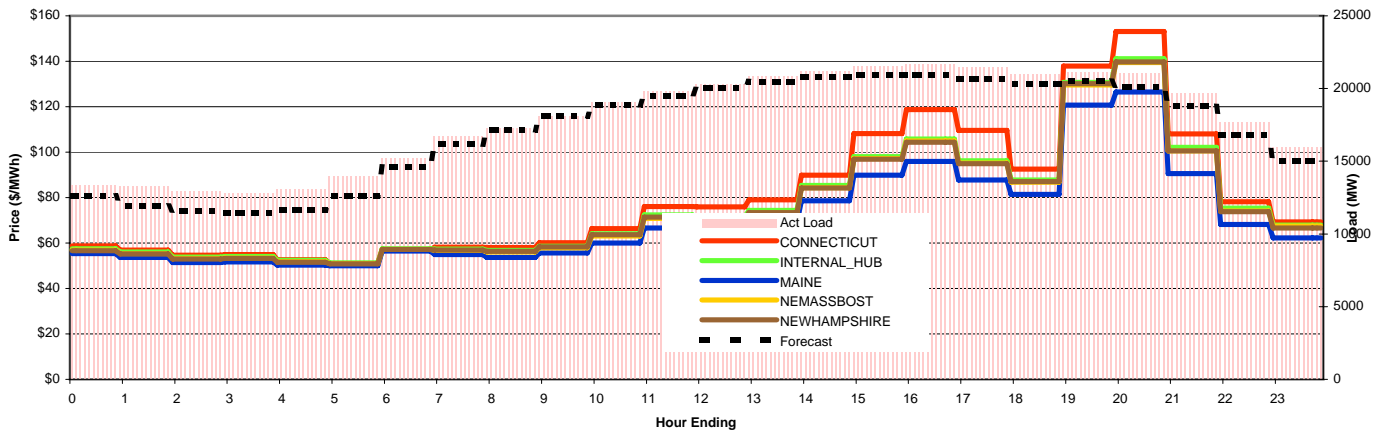
### Day-Ahead Prices and Cleared Load

	HE1	HE2	HE3	HE4	HE5	HE6	HE7	HE8	HE9	HE10	HE11	HE12	HE13	HE14	HE15	HE16	HE17	HE18	HE19	HE20	HE21	HE22	HE23	HE24	avg all/peak
CONNECTICUT	57.07	58.17	54.04	53.24	53.24	56.95	61.82	64.70	69.42	76.60	87.00	83.90	80.78	97.00	114.85	114.66	115.19	105.96	92.00	99.00	94.48	74.55	61.83	64.66	79 / 89
NEMASSBOST	55.8	56.88	52.84	52.06	52.06	55.68	60.44	63.1	67.77	70.95	71.22	74.31	75.89	83.75	82.94	84.99	83.61	81.41	74.55	80.79	75	69.02	60.45	63.23	69 / 75
NEWHAMPSHIRE	55.22	56.29	52.29	51.52	51.52	55.11	60.63	62.62	68.26	73.26	75.39	76.88	77.14	83.64	83.71	84.96	83.55	80.66	75.47	82.72	80.28	70.64	60.1	62.57	69 / 76
MAINE	53.45	54.48	50.61	49.86	49.86	53.34	57.89	60.39	64.75	67.55	67.54	70.67	72.31	79.43	78.74	80.70	79.34	77.51	70.97	76.92	70.97	65.84	57.88	60.56	65 / 71
INTERNAL_HUB	56.25	57.34	53.27	52.48	52.48	56.13	60.93	64.81	69.7	76.1	80.7	79.63	78.71	84.4	83.6	85.7	84.27	82.08	79.73	83	83.37	71.3	60.94	63.74	71 / 78
DA Load (GW)	12.4	12.7	12.1	11.9	12.2	13.0	14.7	16.6	17.4	18.0	18.6	19.5	19.8	20.0	20.4	20.1	20.2	20.0	19.3	19.6	18.8	17.6	16.1	13.9	



### Preliminary Real-Time Prices with Forecasted and Actual System Load

	HE1	HE2	HE3	HE4	HE5	HE6	HE7	HE8	HE9	HE10	HE11	HE12	HE13	HE14	HE15	HE16	HE17	HE18	HE19	HE20	HE21	HE22	HE23	HE24	avg all/peak
CONNECTICUT	58.76	56.97	54.58	54.88	52.68	51.05	57.02	58.15	57.99	60.13	66.27	76.07	75.90	78.99	89.79	108.12	118.80	109.61	92.59	137.82	153.10	107.97	78.18	69.32	80 / 92
NEMASSBOST	56.88	55.32	53.22	53.43	51.79	51.01	57.24	56.73	56.07	57.93	63.06	70.9	70.16	73.21	84.32	97.15	104.87	95.15	86.77	129.6	139.47	100.59	74.12	67.44	75 / 85
NEWHAMPSHIRE	56.69	55.28	53.01	53.24	51.56	50.78	57.21	56.9	56.29	58.26	63.65	71.39	70.46	73.35	84.25	96.94	104.38	94.86	86.99	130.08	139.77	100.5	73.83	66.56	75 / 85
MAINE	55.37	53.65	51.41	51.65	50.22	88.00	56.51	54.93	53.68	55.67	60.05	66.62	65.93	68.96	78.60	89.88	95.97	87.80	81.47	120.77	126.52	90.62	68.10	62.30	72 / 79
INTERNAL_HUB	57.52	56.04	53.86	54.14	52.34	51.3	57.4	57.37	56.75	58.64	64.1	72.33	71.56	74.38	85.3	98.07	105.79	96.2	87.76	130.71	141.14	102.13	75.31	67.87	76 / 86
Forecast	12.61	11.95	11.58	11.42	11.63	12.62	14.64	16.15	17.14	18.12	18.86	19.51	20.03	20.47	20.80	20.90	20.90	20.64	20.28	20.50	20.13	18.80	16.82	14.99	17 / 19
(RT) - (DA Load)	0.92	0.59	0.88	0.90	0.85	0.94	0.53	0.12	-0.05	0.11	0.39	0.35	0.43	0.83	0.80	1.44	1.53	1.44	1.73	1.53	2.25	2.06	1.62	2.14	



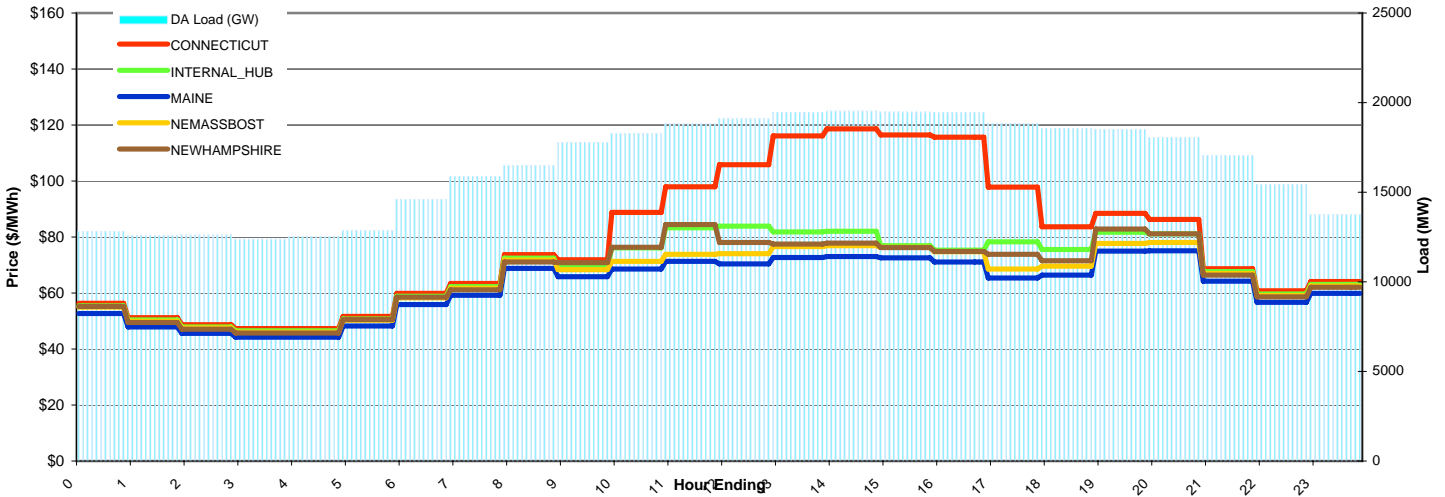
# ISO-NE Daily Report

## Report for 09/05/2008

Price Color Codes: ≤0 ≥100 ≥200

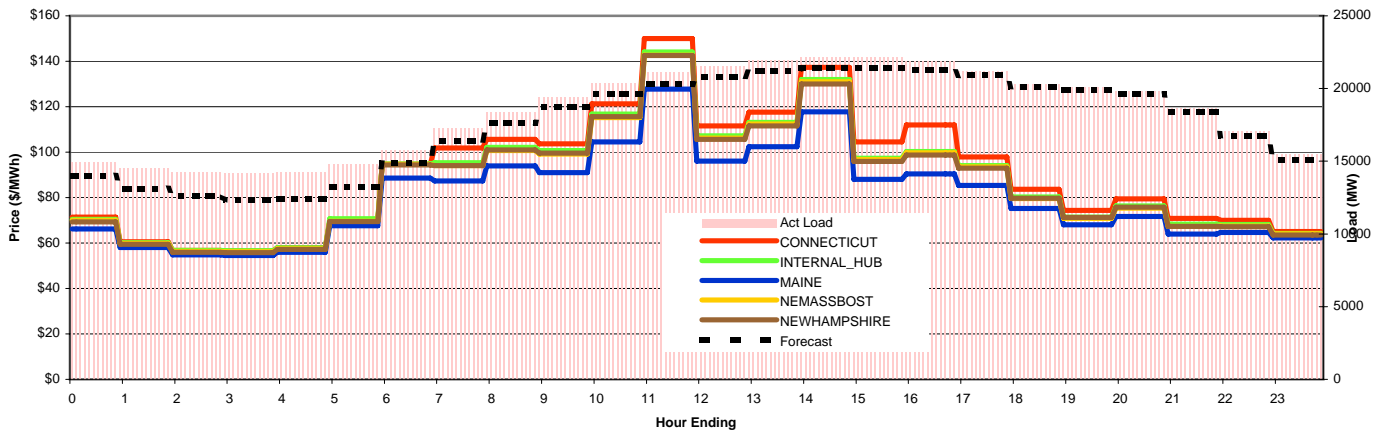
### Day-Ahead Prices and Cleared Load

	HE1	HE2	HE3	HE4	HE5	HE6	HE7	HE8	HE9	HE10	HE11	HE12	HE13	HE14	HE15	HE16	HE17	HE18	HE19	HE20	HE21	HE22	HE23	HE24	avg all/peak
CONNECTICUT	56.34	51.25	48.73	47.26	47.26	51.63	59.83	63.39	73.69	71.88	88.83	98.00	105.80	116.09	118.64	116.51	115.65	97.82	83.69	88.45	86.25	68.74	60.84	64.10	78 / 91
NEMASSBOST	54.92	49.96	47.5	46.07	46.07	50.33	58.32	61.76	71.8	68.34	71.32	73.82	74.05	76.61	76.97	76.31	74.73	68.53	69.62	77.75	78.05	67	59.14	62.49	65 / 72
NEWHAMPSHIRE	55.17	49.52	47.08	45.66	45.66	50.49	58.48	61.2	71.14	70.88	76.31	84.48	78.01	77.53	77.82	76.21	74.9	73.78	71.5	82.88	81.13	66.39	58.6	62.03	67 / 74
MAINE	52.68	47.92	45.56	44.19	44.19	48.27	55.93	59.18	68.80	65.80	68.55	71.34	70.44	72.70	73.01	72.57	71.03	65.38	66.45	74.97	75.06	64.23	56.70	59.93	62 / 69
INTERNAL_HUB	55.43	50.42	47.94	46.49	46.49	50.8	58.85	62.34	72.47	69.39	76.13	83.31	83.84	81.88	82.11	76.95	75.34	78.32	75.54	81.67	81.09	67.62	59.67	63.06	68 / 75
DA Load (GW)	12.8	12.6	12.6	12.4	12.5	12.9	14.6	15.9	16.5	17.8	18.3	18.8	19.1	19.5	19.5	19.5	19.5	18.8	18.6	18.5	18.1	17.1	15.4	13.8	



### Preliminary Real-Time Prices with Forecasted and Actual System Load

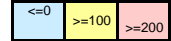
	HE1	HE2	HE3	HE4	HE5	HE6	HE7	HE8	HE9	HE10	HE11	HE12	HE13	HE14	HE15	HE16	HE17	HE18	HE19	HE20	HE21	HE22	HE23	HE24	avg all/peak
CONNECTICUT	71.38	60.58	56.78	56.52	57.85	69.54	94.61	101.79	105.69	103.66	121.24	149.99	111.60	117.66	137.34	104.56	112.03	97.86	83.60	74.31	79.38	70.80	69.93	65.04	91 / 103
NEMASSBOST	70.03	59.8	56.37	56.14	57.45	69.56	94.71	94.04	100.69	99.15	115.26	142.7	106.13	112.37	131.02	96.79	99.74	93.49	79.64	70.85	75.34	67.32	67.4	64.11	87 / 97
NEWHAMPSHIRE	69.26	59.43	55.96	55.73	57.15	69.44	94.32	94.15	101.01	99.53	115.6	142.56	105.58	111.59	130	95.92	98.76	92.94	79.77	71.2	75.77	67.29	67.17	63.54	86 / 97
MAINE	66.14	58.06	54.82	54.48	55.97	88.00	88.64	87.36	93.90	90.97	104.49	127.76	96.01	102.33	117.71	88.00	90.47	85.39	75.16	68.02	71.74	64.01	64.64	62.20	82 / 89
INTERNAL_HUB	70.36	60.14	56.73	56.58	57.93	70.72	94.79	95.33	102.16	100.64	116.71	144.15	107.17	113.14	131.91	97.31	100.23	94.04	80.26	71.43	76.29	68.27	68.1	64.17	87 / 98
Forecast	14.02	13.11	12.58	12.32	12.40	13.25	14.87	16.39	17.62	18.71	19.64	20.29	20.79	21.22	21.40	21.41	21.30	20.90	20.11	19.92	19.61	18.37	16.75	15.12	18 / 20
(RT) - (DA Load)	2.12	1.91	1.64	1.75	1.74	1.97	1.15	1.39	1.82	1.59	2.07	2.29	2.46	2.49	2.61	2.66	2.44	2.37	1.70	1.57	1.74	1.57	1.64	1.71	



# ISO-NE Daily Report

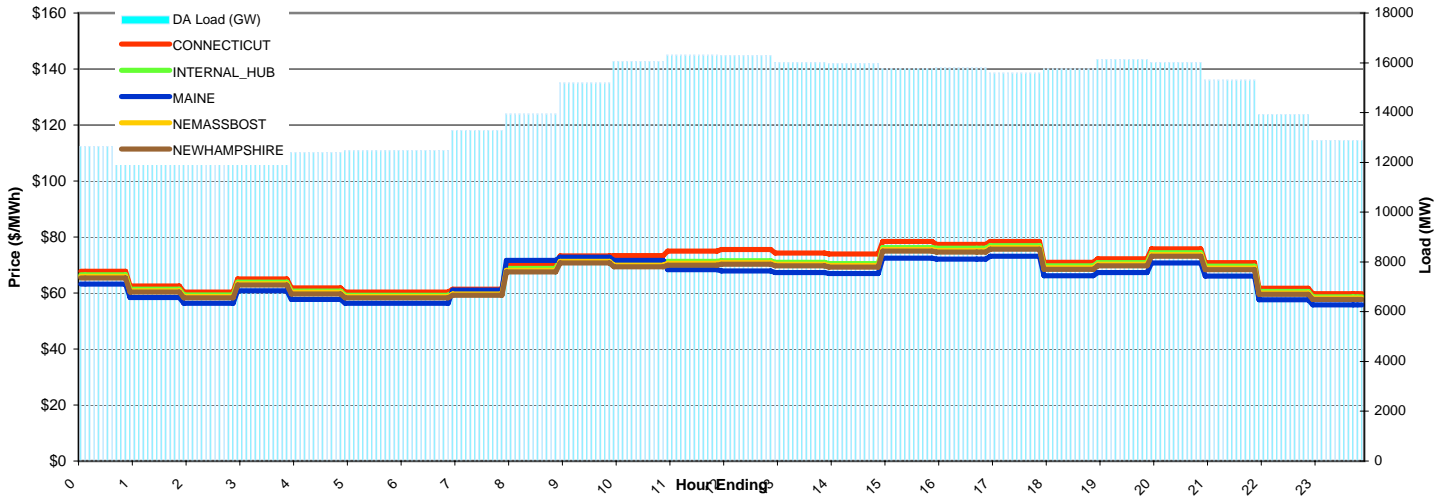
## Report for 09/06/2008

Price Color Codes:



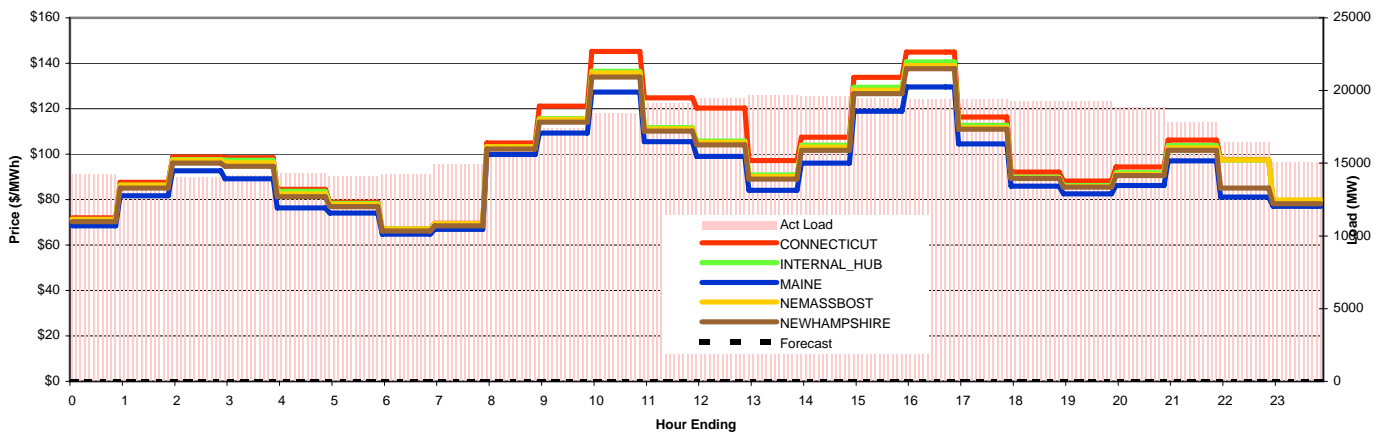
### Day-Ahead Prices and Cleared Load

	HE1	HE2	HE3	HE4	HE5	HE6	HE7	HE8	HE9	HE10	HE11	HE12	HE13	HE14	HE15	HE16	HE17	HE18	HE19	HE20	HE21	HE22	HE23	HE24	avg all/peak
CONNECTICUT	67.76	62.53	60.35	65.07	61.84	60.32	60.32	61.36	70.01	73.31	73.39	75.00	75.50	74.33	73.93	78.36	77.34	78.35	70.96	72.21	75.80	70.81	61.71	59.73	69 / 73
NEMASSBOST	65.94	60.85	58.73	63.32	60.18	58.7	58.7	59.7	68.11	71.31	70	70.59	70.88	70.29	69.86	75.52	75.25	76.24	69.04	70.24	73.75	68.91	60.05	58.13	67 / 70
NEWHAMPSHIRE	65.42	60.38	58.27	62.83	59.71	58.24	58.24	59.19	67.57	70.71	69.38	69.99	70.32	69.73	69.31	74.92	74.66	75.65	68.5	69.68	73.17	68.37	59.58	57.67	66 / 69
MAINE	63.25	58.37	56.34	60.75	57.73	56.31	56.31	61.08	71.68	72.85	71.65	68.32	67.92	67.37	66.96	72.41	72.17	73.13	66.21	67.34	70.72	66.11	57.61	55.76	65 / 68
INTERNAL_HUB	66.55	61.42	59.28	63.91	60.74	59.25	59.25	60.26	68.75	71.98	70.68	71.27	71.56	70.96	70.53	76.23	75.96	76.95	69.69	70.91	74.44	69.55	60.61	58.67	67 / 71
DA Load (GW)	12.7	12.3	12.1	12.4	12.4	12.5	12.5	13.3	14.0	15.2	16.1	16.3	16.3	16.0	16.0	15.8	15.8	15.6	15.8	16.1	16.0	15.3	13.9	12.9	



### Preliminary Real-Time Prices with Forecasted and Actual System Load

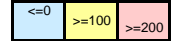
	HE1	HE2	HE3	HE4	HE5	HE6	HE7	HE8	HE9	HE10	HE11	HE12	HE13	HE14	HE15	HE16	HE17	HE18	HE19	HE20	HE21	HE22	HE23	HE24	avg all/peak
CONNECTICUT	71.99	87.64	98.67	98.43	84.46	78.83	67.07	69.54	105.00	121.06	145.22	124.84	120.29	97.14	107.49	133.81	144.91	116.35	92.10	88.15	94.35	106.17	97.66	79.21	101 / 110
NEMASSBOST	71.23	86.39	97.34	96.18	82.58	77.94	67.02	69.37	103.24	115.31	135.79	111.12	105.18	90.14	103.07	128.17	139	111.71	89.4	85.75	91.11	102.83	97.44	79.92	97 / 105
NEWHAMPSHIRE	70.23	85.11	96.02	94.64	81.22	76.97	66.2	68.45	102.3	114.04	133.92	110.14	104.08	88.98	101.67	126.64	137.55	110.99	89.24	85.51	90.53	101.72	85.13	78.14	96 / 103
MAINE	68.43	81.66	92.66	89.22	76.34	88.00	64.76	66.91	99.89	109.33	127.35	105.52	99.00	84.11	96.07	118.90	129.52	104.44	85.91	82.55	86.15	97.06	81.17	77.02	92 / 98
INTERNAL_HUB	71.2	86.38	97.56	97.27	83.64	78.35	67.07	69.32	103.23	115.68	136.41	111.65	105.84	90.84	103.92	129.5	140.51	112.74	89.88	86.2	91.89	103.77	97.27	79.24	98 / 106
Forecast	0.00	0.00	0.00	0.00	0.00	0.00	0.00	0.00	0.00	0.00	0.00	0.00	0.00	0.00	0.00	0.00	0.00	0.00	0.00	0.00	0.00	0.00	0.00	0.00	0 / 0
(RT) - (DA Load)	1.57	1.54	1.90	1.77	1.92	1.61	1.77	1.65	2.08	2.20	2.34	2.79	3.22	3.66	3.63	3.69	3.61	3.84	3.55	3.16	2.81	2.55	2.52	2.19	



# ISO-NE Daily Report

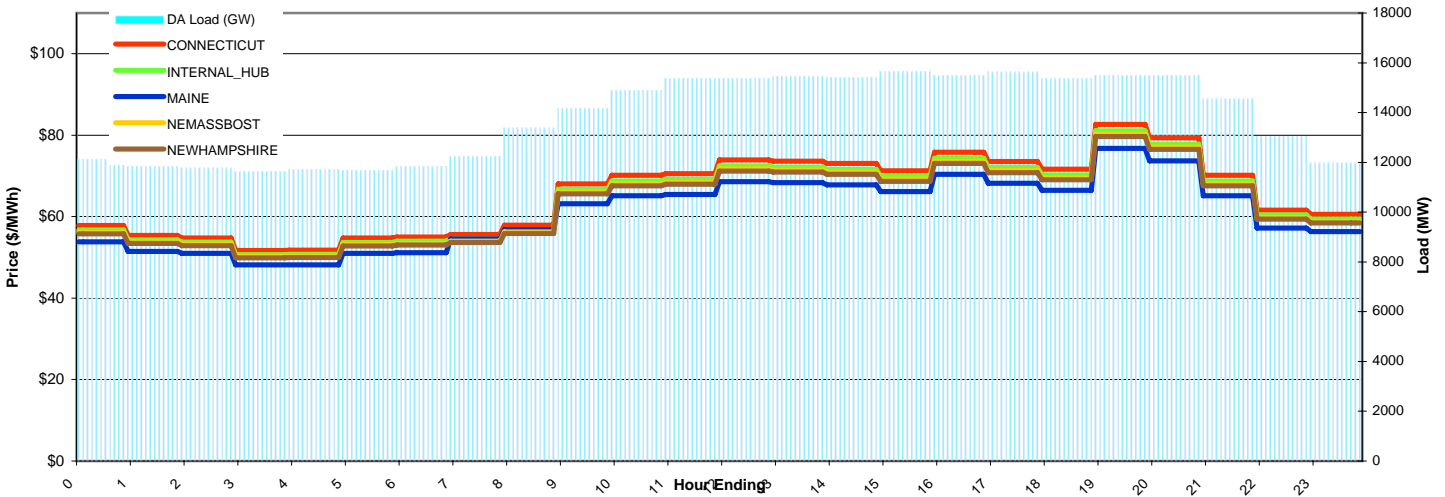
## Report for 09/07/2008

Price Color Codes:



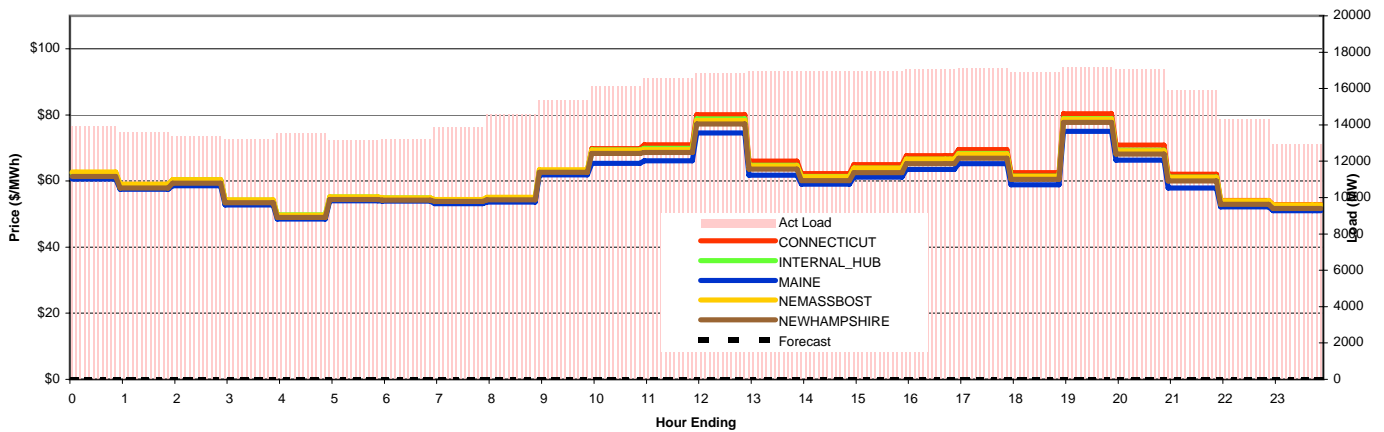
### Day-Ahead Prices and Cleared Load

	HE1	HE2	HE3	HE4	HE5	HE6	HE7	HE8	HE9	HE10	HE11	HE12	HE13	HE14	HE15	HE16	HE17	HE18	HE19	HE20	HE21	HE22	HE23	HE24	avg all/peak
CONNECTICUT	57.86	55.37	54.80	51.69	51.76	54.74	55.00	55.59	57.89	68.06	70.17	70.52	73.91	73.61	73.06	71.30	75.82	73.52	71.66	82.69	79.39	70.17	61.63	60.58	65 / 71
NEMASSBOST	56.21	53.79	53.25	50.25	50.31	53.21	53.44	54.01	56.22	66.09	68.12	68.46	71.76	71.46	70.92	69.2	73.61	71.37	69.56	80.3	77.08	68.12	59.83	58.86	64 / 69
NEWHAMPSHIRE	55.79	53.39	52.86	49.88	49.95	52.83	53.05	53.65	55.84	65.59	67.6	67.94	71.21	70.92	70.38	68.68	73.05	70.82	69.03	79.7	76.49	67.6	59.38	58.43	63 / 68
MAINE	53.79	51.48	50.98	48.13	48.20	50.99	51.17	54.54	56.83	63.20	65.13	65.44	68.60	68.32	67.79	66.15	70.37	68.22	66.49	76.80	73.70	65.13	57.21	56.35	61 / 66
INTERNAL_HUB	56.73	54.29	53.74	50.7	50.77	53.7	53.94	54.51	56.75	66.72	68.77	69.11	72.44	72.14	71.6	69.87	74.31	72.05	70.23	81.06	77.81	68.77	60.4	59.4	64 / 69
DA Load (GW)	12.1	11.9	11.8	11.6	11.7	11.7	11.8	12.2	13.4	14.2	14.9	15.4	15.4	15.5	15.4	15.7	15.5	15.6	15.4	15.5	15.5	14.6	13.0	12.0	



### Preliminary Real-Time Prices with Forecasted and Actual System Load

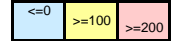
	HE1	HE2	HE3	HE4	HE5	HE6	HE7	HE8	HE9	HE10	HE11	HE12	HE13	HE14	HE15	HE16	HE17	HE18	HE19	HE20	HE21	HE22	HE23	HE24	avg all/peak
CONNECTICUT	62.44	58.58	60.26	53.99	49.19	54.69	54.27	53.69	54.08	62.85	69.83	70.96	80.11	66.02	62.30	64.94	67.70	69.55	62.53	80.36	70.90	62.09	54.09	52.89	62 / 66
NEMASSBOST	62.79	59.05	60.44	54.31	49.69	55.21	54.93	54.4	55.14	63.47	69.31	69.48	78.36	64.55	61.34	63.93	66.61	68.2	61.35	78.69	69.16	61.11	53.99	52.73	62 / 65
NEWHAMPSHIRE	61.43	57.89	59.36	53.48	48.99	54.45	54.2	53.79	54.33	62.66	68.32	68.66	77.25	63.58	60.1	62.6	65.22	66.94	60.52	77.76	68.21	60.07	52.92	51.66	61 / 64
MAINE	60.62	57.50	58.63	52.76	48.49	88.00	53.91	53.15	53.62	61.92	65.39	66.15	74.52	61.80	59.05	61.21	63.48	65.22	58.92	75.04	66.32	57.88	52.16	51.07	61 / 62
INTERNAL_HUB	62.34	58.75	60.42	54.27	49.73	55.18	54.89	54.32	54.7	63.14	69.39	69.87	78.79	64.8	61.36	63.95	66.65	68.36	61.5	78.89	69.32	61.23	53.76	52.44	62 / 65
Forecast	0.00	0.00	0.00	0.00	0.00	0.00	0.00	0.00	0.00	0.00	0.00	0.00	0.00	0.00	0.00	0.00	0.00	0.00	0.00	0.00	0.00	0.00	0.00	0.00	0 / 0
(RT) - (DA Load)	1.81	1.74	1.61	1.55	1.82	1.46	1.38	1.63	1.22	1.18	1.23	1.20	1.46	1.49	1.53	1.28	1.53	1.48	1.53	1.71	1.59	1.34	1.27	0.93	



# ISO-NE Daily Report

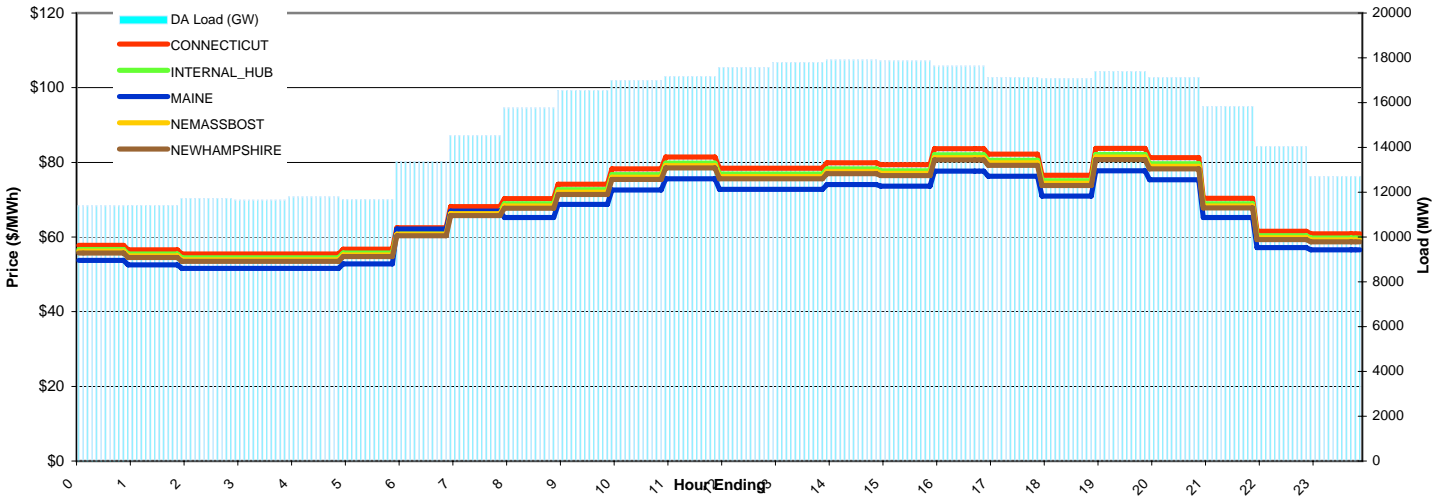
## Report for 09/08/2008

Price Color Codes:



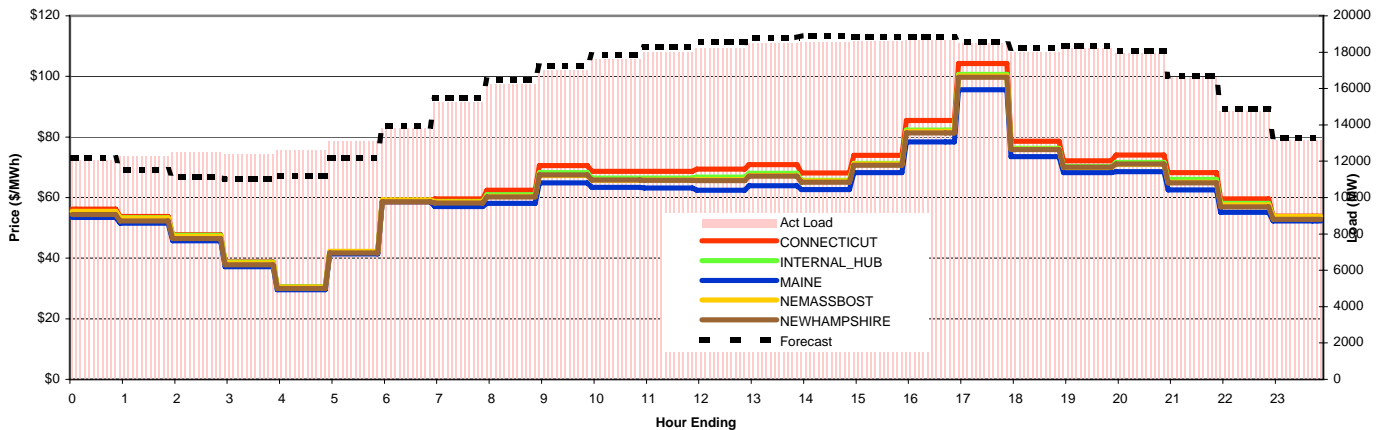
### Day-Ahead Prices and Cleared Load

	HE1	HE2	HE3	HE4	HE5	HE6	HE7	HE8	HE9	HE10	HE11	HE12	HE13	HE14	HE15	HE16	HE17	HE18	HE19	HE20	HE21	HE22	HE23	HE24	avg all/peak
CONNECTICUT	57.81	56.54	55.47	55.47	55.48	56.78	62.50	68.12	70.26	74.11	78.30	81.45	78.43	78.45	79.87	79.36	83.67	82.18	76.57	83.77	81.25	70.33	61.55	60.90	70 / 77
NEMASSBOST	56.21	54.98	53.95	53.95	53.94	55.2	60.75	66.23	68.3	72.01	76.07	79.14	76.2	76.21	77.6	77.1	81.3	79.85	74.39	81.4	78.94	68.32	59.81	59.2	68 / 75
NEWHAMPSHIRE	55.75	54.54	53.51	53.51	53.51	54.75	60.31	65.74	67.74	71.41	75.44	78.48	75.57	75.58	76.95	76.46	80.63	79.19	73.77	80.73	78.29	67.76	59.32	58.73	68 / 74
MAINE	53.74	52.57	51.59	51.59	51.58	52.77	62.16	66.98	65.27	68.77	72.64	75.57	72.75	72.76	74.09	73.61	77.64	76.25	71.01	77.74	75.37	65.24	57.14	56.59	66 / 71
INTERNAL_HUB	56.69	55.45	54.41	54.41	54.41	55.68	61.28	66.8	68.89	72.65	76.75	79.84	76.88	76.89	78.29	77.78	82.02	80.55	75.05	82.12	79.64	68.93	60.34	59.72	69 / 75
DA Load (GW)	11.4	11.4	11.7	11.7	11.8	11.7	13.4	14.5	15.8	16.6	17.0	17.2	17.6	17.8	17.9	17.9	17.6	17.1	17.1	17.4	17.1	15.9	14.1	12.7	



### Preliminary Real-Time Prices with Forecasted and Actual System Load

	HE1	HE2	HE3	HE4	HE5	HE6	HE7	HE8	HE9	HE10	HE11	HE12	HE13	HE14	HE15	HE16	HE17	HE18	HE19	HE20	HE21	HE22	HE23	HE24	avg all/peak
CONNECTICUT	56.17	53.79	47.71	38.75	30.50	41.93	58.64	59.61	62.47	70.61	68.71	68.70	69.45	70.85	68.16	73.95	85.45	104.30	78.54	72.15	74.05	68.28	59.63	53.86	64 / 72
NEMASSBOST	55.42	53.24	47.27	38.46	30.42	42.24	59.26	58.63	60.41	67.34	65.69	65.78	65.88	67.33	65.45	71.07	81.86	100.17	75.91	69.91	71.01	65.12	57.58	53.74	62 / 69
NEWHAMPSHIRE	54.41	52.3	46.46	37.79	29.95	41.74	58.66	58.19	60.2	67.46	65.82	65.69	65.65	67.08	65.1	70.68	81.37	99.76	75.88	70.05	71.05	64.91	56.94	52.8	62 / 69
MAINE	53.50	51.57	45.71	37.23	29.56	38.00	58.61	57.06	58.07	64.83	63.36	63.14	62.42	63.90	62.68	68.28	78.33	95.58	73.48	68.21	68.57	62.53	55.16	52.33	62 / 67
INTERNAL_HUB	55.33	53.3	47.51	38.69	30.54	42.16	58.9	58.78	60.97	68.29	66.43	66.46	66.73	67.99	65.68	71.32	82.28	100.71	76.22	70.24	71.61	66.03	58.06	53.42	62 / 70
Forecast	12.17	11.52	11.13	11.00	11.22	12.18	13.93	15.47	16.46	17.23	17.86	18.28	18.53	18.80	18.90	18.85	18.82	18.57	18.20	18.36	18.05	16.69	14.88	13.29	16 / 18
(RT) - (DA Load)	0.67	0.87	0.74	0.74	0.83	1.42	0.46	0.72	0.45	0.43	0.65	0.84	0.64	0.68	0.64	0.73	1.01	1.35	0.91	0.84	0.82	0.75	0.71	0.44	

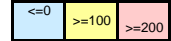




# ISO-NE Daily Report

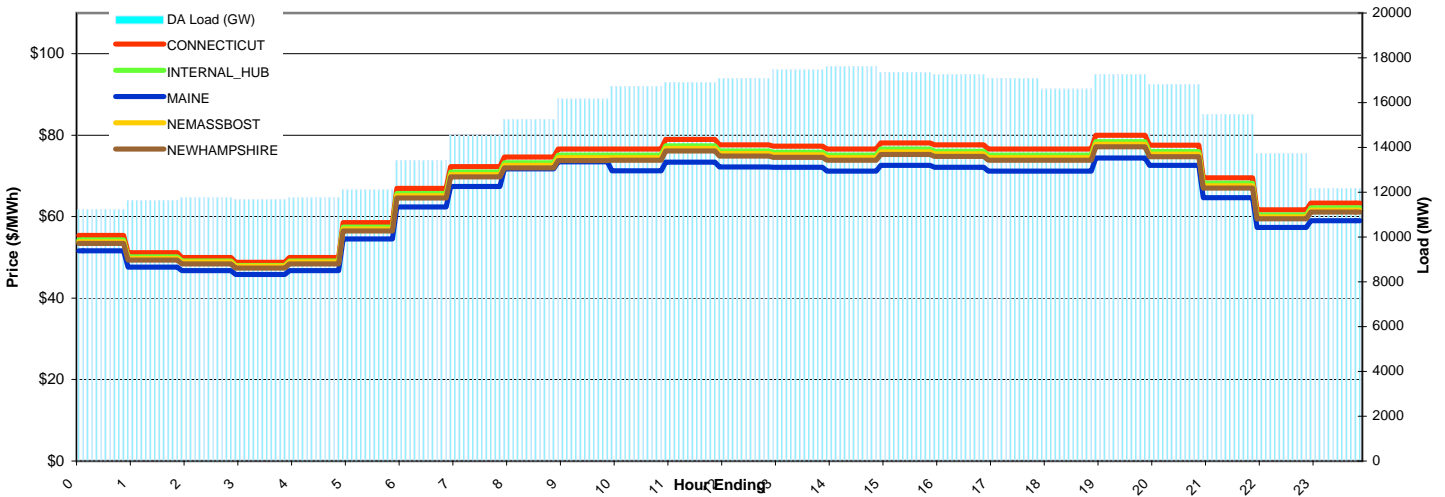
## Report for 09/09/2008

Price Color Codes:



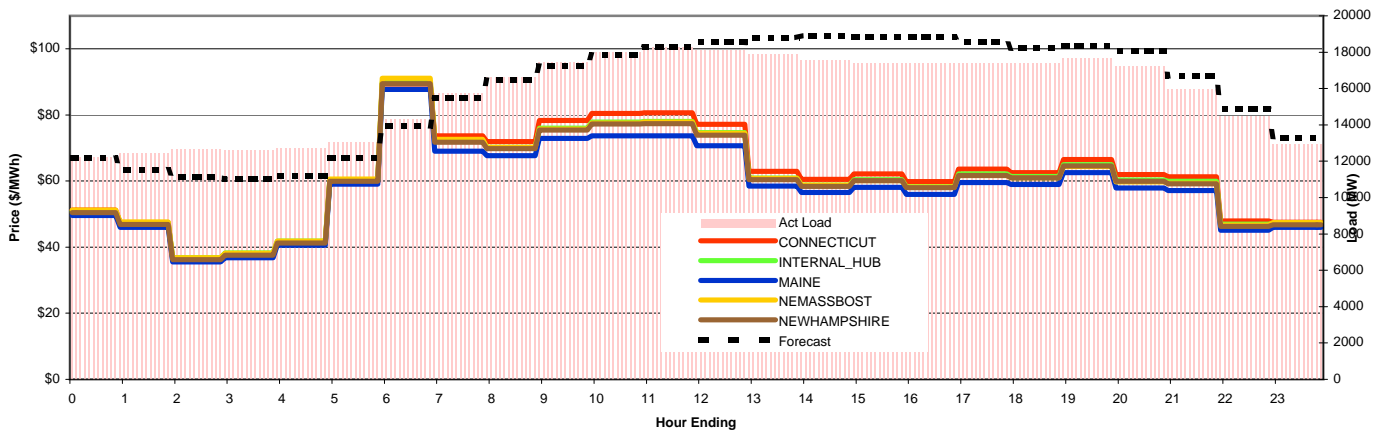
### Day-Ahead Prices and Cleared Load

	HE1	HE2	HE3	HE4	HE5	HE6	HE7	HE8	HE9	HE10	HE11	HE12	HE13	HE14	HE15	HE16	HE17	HE18	HE19	HE20	HE21	HE22	HE23	HE24	avg all/peak
CONNECTICUT	55.37	51.13	49.99	48.82	49.97	58.53	66.96	72.30	74.67	76.62	76.61	78.94	77.66	77.34	76.61	78.11	77.59	76.61	76.61	80.00	77.53	69.54	61.65	63.35	69 / 76
NEMASSBOST	53.86	49.74	48.85	47.83	48.84	56.95	65.14	70.34	72.61	74.46	74.47	76.73	75.48	75.18	74.47	75.93	75.42	74.47	74.46	77.76	75.36	67.59	59.95	61.63	67 / 73
NEWHAMPSHIRE	53.43	49.34	48.42	47.4	48.42	56.49	64.62	69.78	71.96	73.79	73.85	76.1	74.86	74.55	73.85	75.3	74.8	73.85	73.85	77.12	74.72	67.03	59.46	61.14	66 / 73
MAINE	51.59	47.64	46.75	45.78	46.76	54.55	62.40	67.38	71.73	73.48	71.25	73.39	72.19	72.13	71.21	72.62	72.13	71.21	71.21	74.38	72.62	64.64	57.37	59.03	64 / 71
INTERNAL_HUB	54.31	50.15	49.1	48	49.09	57.41	65.68	70.92	73.21	75.1	75.1	77.38	76.12	75.81	75.1	76.57	76.06	75.1	75.1	78.42	76	68.17	60.45	62.14	68 / 74
DA Load (GW)	11.2	11.6	11.8	11.7	11.8	12.1	13.4	14.6	15.2	16.2	16.7	16.9	17.1	17.5	17.6	17.4	17.3	17.1	16.6	17.3	16.8	15.5	13.7	12.2	



### Preliminary Real-Time Prices with Forecasted and Actual System Load

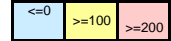
	HE1	HE2	HE3	HE4	HE5	HE6	HE7	HE8	HE9	HE10	HE11	HE12	HE13	HE14	HE15	HE16	HE17	HE18	HE19	HE20	HE21	HE22	HE23	HE24	avg all/peak
CONNECTICUT	51.18	47.43	36.62	38.03	41.58	59.61	89.39	73.72	71.93	78.34	80.45	80.64	77.16	62.95	60.52	62.13	59.85	63.63	62.53	66.53	61.93	61.32	47.91	47.56	62 / 67
NEMASSBOST	51.23	47.6	36.77	38.13	41.82	60.57	91.07	72.59	70.17	75.69	77.6	77.85	74.42	60.85	58.8	60.16	58.15	61.69	61.03	64.41	59.77	59.4	46.67	47.4	61 / 65
NEWHAMPSHIRE	50.43	46.86	36.24	37.61	41.28	59.89	89.51	71.72	69.79	75.41	77.31	77.41	73.92	60.46	58.4	60.15	57.99	61.71	60.98	64.63	59.92	59.18	46.25	46.75	60 / 65
MAINE	49.53	45.98	35.50	36.84	40.56	88.00	87.73	69.02	67.68	72.91	73.66	73.72	70.66	58.52	56.56	58.14	55.99	59.56	58.94	62.55	57.94	57.16	45.11	46.00	60 / 62
INTERNAL_HUB	50.88	47.44	36.81	38.22	41.85	60.07	89.84	72.43	70.19	76.02	77.84	78.06	74.65	60.86	58.74	60.41	58.34	62.15	61.37	64.94	60.28	59.93	46.96	47.28	61 / 65
Forecast	12.17	11.52	11.13	11.00	11.22	12.18	13.93	15.47	16.46	17.23	17.86	18.28	18.53	18.80	18.90	18.85	18.82	18.57	18.20	18.36	18.05	16.69	14.88	13.29	16 / 18
(RT) - (DA Load)	0.97	0.84	0.89	0.92	1.00	0.95	0.87	1.16	1.37	1.28	1.29	1.37	1.06	0.42	-0.06	0.06	0.12	0.32	0.78	0.40	0.40	0.50	0.72	0.78	



# ISO-NE Daily Report

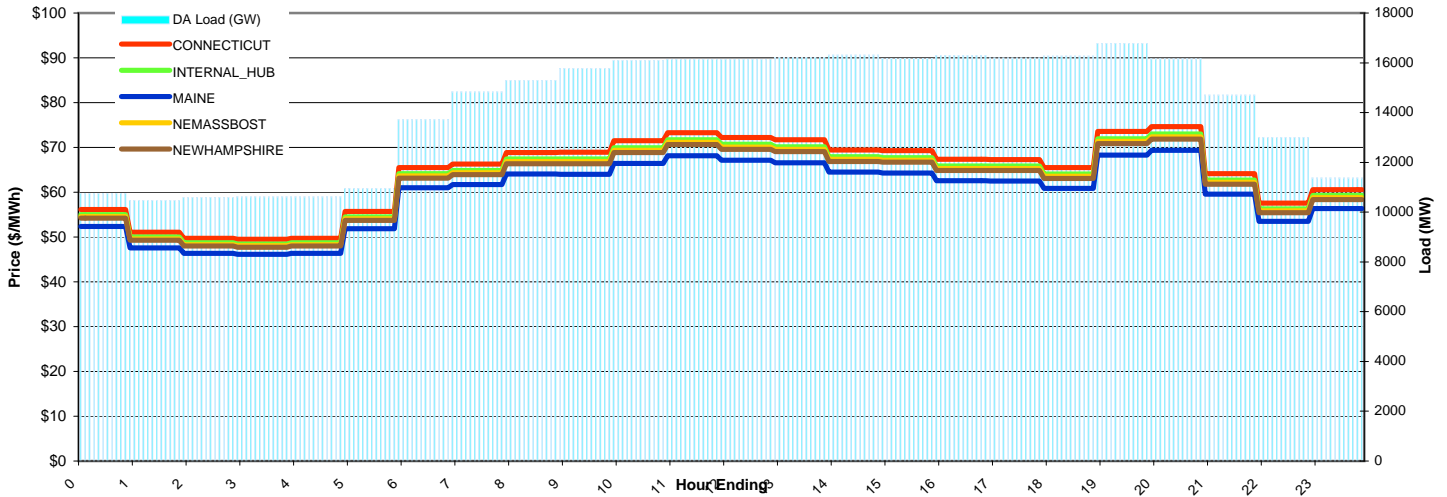
## Report for 09/10/2008

Price Color Codes:



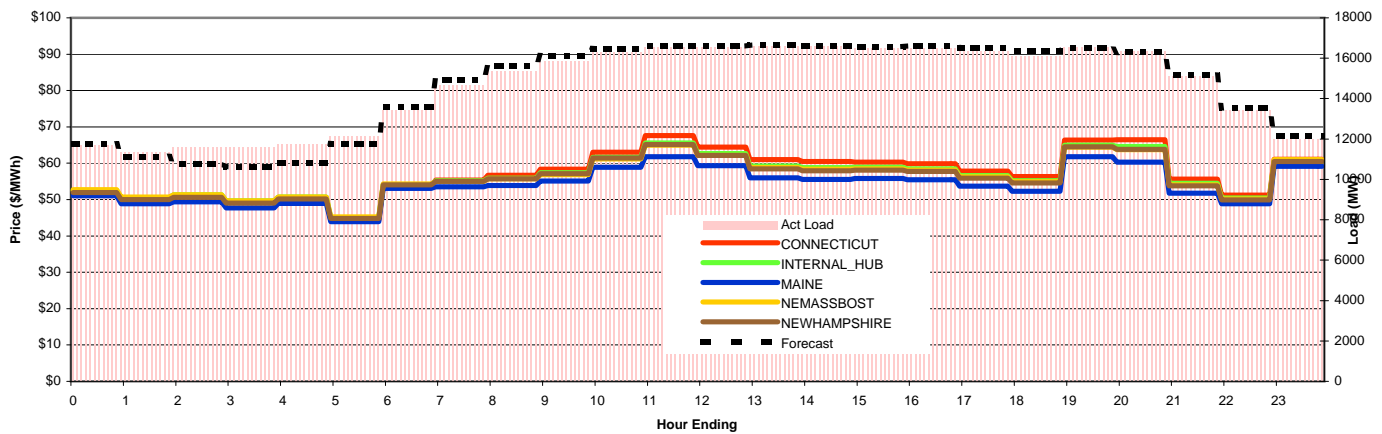
### Day-Ahead Prices and Cleared Load

	HE1	HE2	HE3	HE4	HE5	HE6	HE7	HE8	HE9	HE10	HE11	HE12	HE13	HE14	HE15	HE16	HE17	HE18	HE19	HE20	HE21	HE22	HE23	HE24	avg all/peak
CONNECTICUT	56.16	51.06	49.72	49.48	49.72	55.68	65.51	66.30	68.89	68.93	71.50	73.32	72.25	71.68	69.41	69.26	67.35	67.32	65.53	73.54	74.62	64.14	57.55	60.54	64 / 69
NEMASSBOST	54.56	49.6	48.3	48.06	48.3	54.06	63.61	64.35	66.85	66.86	69.36	71.13	70.09	69.54	67.33	67.17	65.32	65.29	63.55	71.34	72.39	62.22	55.85	58.79	62 / 67
NEWHAMPSHIRE	54.19	49.27	47.98	47.74	47.98	53.69	63.17	63.91	66.39	66.39	68.87	70.63	69.6	69.05	66.85	66.7	64.86	64.83	63.1	70.84	71.88	61.78	55.46	58.39	62 / 66
MAINE	52.35	47.60	46.35	46.12	46.35	51.84	61.00	61.68	64.06	64.02	66.42	68.12	67.12	66.59	64.47	64.32	62.54	62.50	60.83	68.32	69.33	59.58	53.52	56.39	60 / 64
INTERNAL_HUB	55	50	48.69	48.45	48.69	54.5	64.13	64.89	67.41	67.43	69.94	71.73	70.68	70.13	67.9	67.74	65.88	65.84	64.09	71.94	73	62.74	56.32	59.27	63 / 67
DA Load (GW)	10.8	10.5	10.6	10.6	10.6	11.0	13.7	14.8	15.3	15.8	16.1	16.1	16.1	16.2	16.3	16.2	16.3	16.2	16.3	16.8	16.2	14.7	13.0	11.4	



### Preliminary Real-Time Prices with Forecasted and Actual System Load

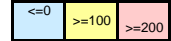
	HE1	HE2	HE3	HE4	HE5	HE6	HE7	HE8	HE9	HE10	HE11	HE12	HE13	HE14	HE15	HE16	HE17	HE18	HE19	HE20	HE21	HE22	HE23	HE24	avg all/peak
CONNECTICUT	52.38	50.29	50.80	49.17	50.18	44.25	53.48	55.41	56.69	58.37	63.07	67.62	64.41	61.01	60.44	60.32	59.83	57.86	56.30	66.39	66.47	55.62	51.25	61.13	57 / 60
NEMASSBOST	52.75	50.74	51.31	49.67	50.71	45.28	54.29	55.02	55.68	56.9	61.15	65	62.19	58.82	58.33	58.47	58.09	56.29	54.94	64.47	63.76	54.03	50.21	60.97	56 / 58
NEWHAMPSHIRE	51.96	50.03	50.66	49.03	50.15	44.85	54.04	55.01	55.69	57.12	61.44	65.18	62.16	58.46	57.91	58.12	57.71	55.94	54.58	64.49	63.79	53.8	49.9	60.5	56 / 58
MAINE	51.05	48.88	49.38	47.75	48.98	88.00	53.07	53.49	53.84	55.13	58.87	61.82	59.30	56.01	55.51	55.82	55.50	53.71	52.27	61.81	60.26	51.74	48.86	59.18	56 / 56
INTERNAL_HUB	52.48	50.56	51.29	49.67	50.73	45.02	54.09	55.17	55.93	57.36	61.62	65.58	62.65	59.27	58.78	58.87	58.45	56.59	55.18	64.99	64.58	54.46	50.4	60.6	56 / 59
Forecast	11.76	11.12	10.77	10.61	10.83	11.77	13.58	14.94	15.61	16.13	16.46	16.62	16.60	16.66	16.60	16.58	16.61	16.53	16.33	16.53	16.29	15.17	13.53	12.13	15 / 16
(RT) - (DA Load)	0.92	0.87	1.00	0.97	1.15	1.19	-0.32	-0.17	0.06	0.09	0.19	0.41	0.41	0.39	0.26	0.31	0.20	0.15	-0.20	-0.24	0.17	0.41	0.44	0.61	



# ISO-NE Daily Report

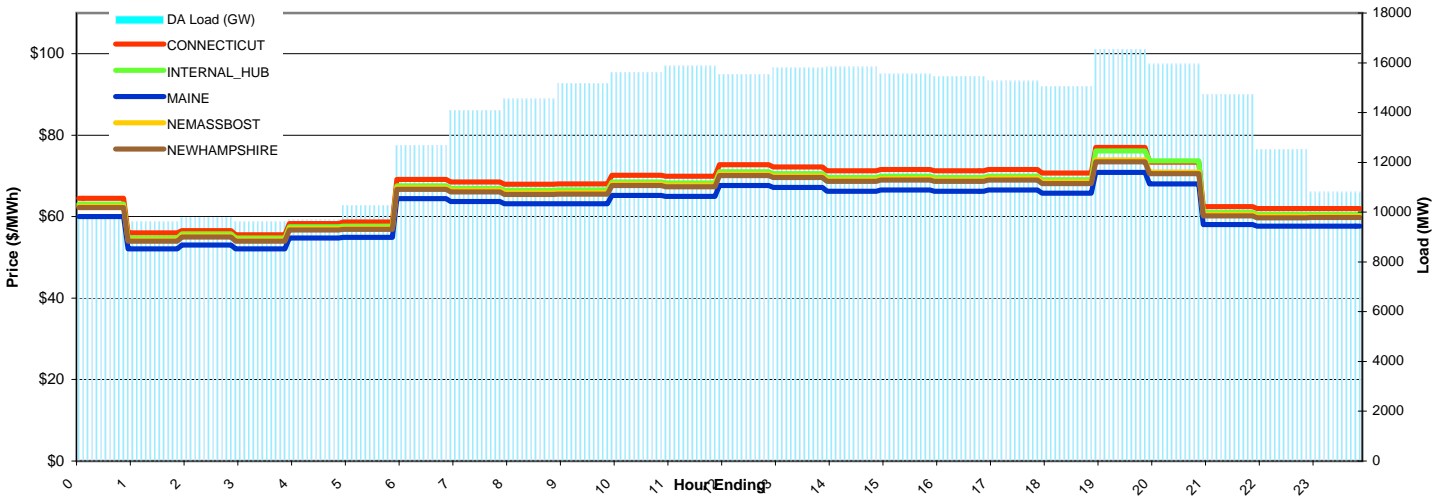
## Report for 09/11/2008

Price Color Codes:



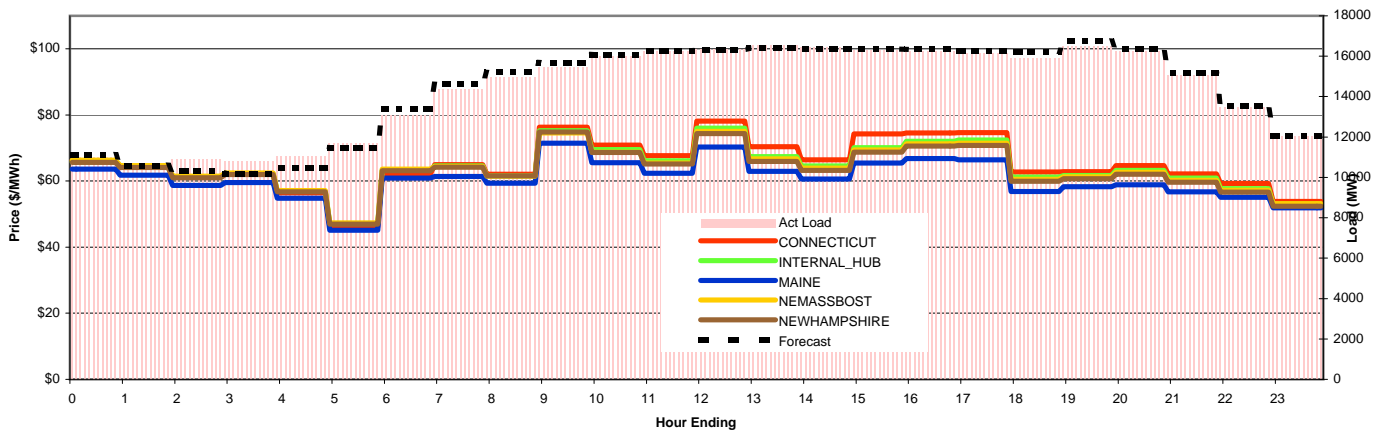
### Day-Ahead Prices and Cleared Load

	HE1	HE2	HE3	HE4	HE5	HE6	HE7	HE8	HE9	HE10	HE11	HE12	HE13	HE14	HE15	HE16	HE17	HE18	HE19	HE20	HE21	HE22	HE23	HE24	avg all/peak
CONNECTICUT	64.48	56.02	56.56	55.55	58.30	58.71	69.18	68.52	67.98	68.03	70.18	69.90	72.72	72.21	71.29	71.60	71.28	71.61	70.73	77.00	73.41	62.49	61.99	61.98	67 / 70
NEMASSBOST	62.57	54.33	55.33	54.33	57.06	57.21	67.1	66.44	65.87	65.9	68.03	67.75	70.5	70	69.1	69.41	69.1	69.42	68.56	73.92	70.97	60.57	60.1	60.11	65 / 68
NEWHAMPSHIRE	62.2	54.01	55	54	56.72	56.87	66.71	66.05	65.47	65.5	67.62	67.35	70.08	69.58	68.69	69	68.69	69	68.15	73.46	70.54	60.2	59.74	59.76	64 / 67
MAINE	60.02	52.10	53.07	52.10	54.74	54.90	64.41	63.74	63.18	63.19	65.24	64.97	67.62	67.14	66.27	66.57	66.27	66.58	65.75	70.88	68.06	58.07	57.65	57.70	62 / 65
INTERNAL_HUB	63.06	54.76	55.77	54.76	57.52	57.65	67.6	66.94	66.48	66.54	68.55	68.27	71.04	70.54	69.63	69.94	69.63	69.95	69.09	76.1	73.7	61.04	60.56	60.57	65 / 69
DA Load (GW)	9.8	9.6	9.8	9.6	9.7	10.3	12.7	14.1	14.6	15.2	15.6	15.9	15.5	15.8	15.8	15.6	15.5	15.3	15.1	16.6	16.0	14.7	12.5	10.8	



### Preliminary Real-Time Prices with Forecasted and Actual System Load

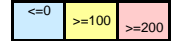
	HE1	HE2	HE3	HE4	HE5	HE6	HE7	HE8	HE9	HE10	HE11	HE12	HE13	HE14	HE15	HE16	HE17	HE18	HE19	HE20	HE21	HE22	HE23	HE24	avg all/peak
CONNECTICUT	66.12	64.33	61.16	62.05	56.46	46.21	62.06	64.98	62.04	76.35	70.90	67.69	78.12	70.41	66.45	74.30	74.54	74.62	62.70	62.88	64.70	62.15	59.24	53.81	65 / 68
NEMASSBOST	66.31	64.68	61.51	62.48	57.12	47.36	63.63	64.42	61.48	74.53	68.74	65.49	75.01	66.67	63.94	69.47	71.27	71.47	60.53	61.27	62.69	60.19	57.23	53.17	64 / 66
NEWHAMPSHIRE	65.61	64.09	60.96	61.99	56.7	46.93	63.12	64.16	61.55	74.84	68.67	65.12	74.35	65.93	63.2	68.75	70.59	70.79	59.98	60.76	62.08	59.66	56.68	52.41	63 / 65
MAINE	63.58	61.80	58.67	59.55	54.81	88.00	60.93	61.41	59.33	71.43	65.56	62.39	70.29	62.98	60.60	65.42	66.81	66.39	56.85	58.32	58.91	56.76	55.06	51.93	62 / 62
INTERNAL_HUB	65.87	64.35	61.29	62.29	56.94	47.12	63.24	64.55	61.63	75.22	69.48	66.16	75.97	67.38	64.6	70.1	72.08	72.43	61.18	61.64	63.26	60.88	57.73	53.1	64 / 67
Forecast	11.12	10.58	10.30	10.19	10.45	11.47	13.37	14.63	15.20	15.69	16.06	16.27	16.30	16.40	16.37	16.35	16.34	16.26	16.23	16.73	16.34	15.17	13.52	12.06	14 / 16
(RT) - (DA Load)	1.22	1.09	1.10	1.20	1.32	1.43	0.41	0.26	0.43	0.32	0.38	0.37	0.83	0.72	0.60	0.74	0.81	0.87	0.86	-0.07	0.32	0.37	0.97	1.22	



# ISO-NE Daily Report

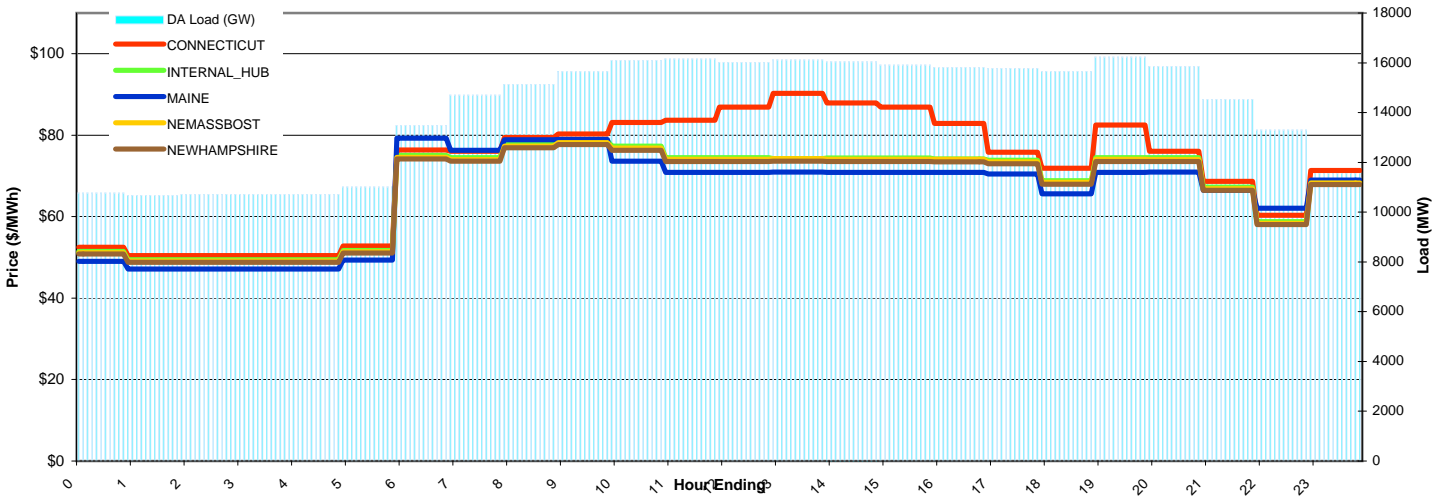
## Report for 09/12/2008

Price Color Codes:



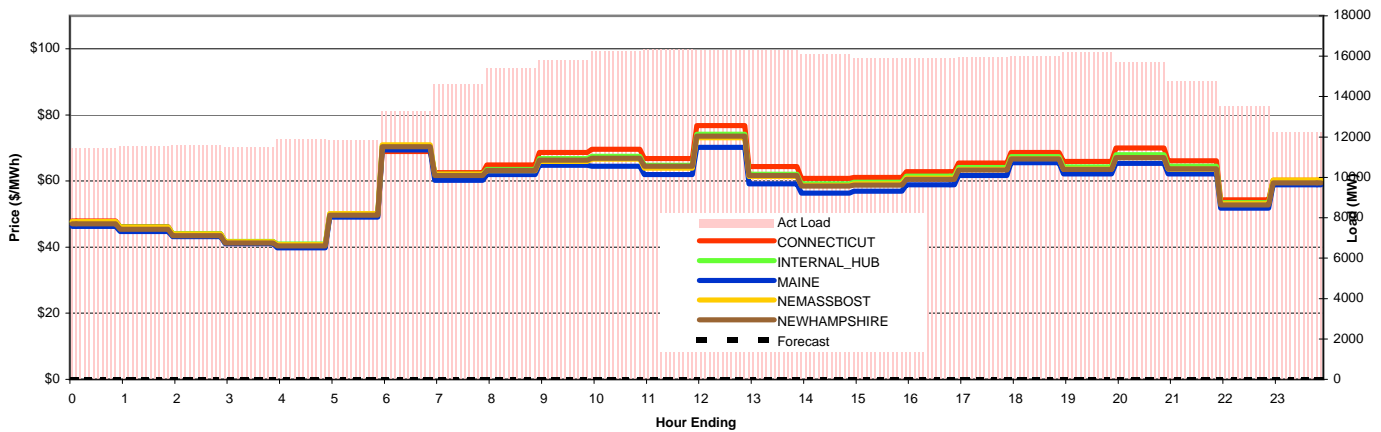
### Day-Ahead Prices and Cleared Load

	HE1	HE2	HE3	HE4	HE5	HE6	HE7	HE8	HE9	HE10	HE11	HE12	HE13	HE14	HE15	HE16	HE17	HE18	HE19	HE20	HE21	HE22	HE23	HE24	avg all/peak
CONNECTICUT	52.51	50.43	50.43	50.43	50.43	52.82	76.35	76.03	79.42	80.29	83.15	83.65	86.91	90.26	87.91	86.91	82.87	75.85	71.87	82.48	76.05	68.70	60.34	71.37	72 / 80
NEMASSBOST	51.13	49.11	49.11	49.11	49.11	51.42	74.56	74.02	77.32	78.16	76.81	74.06	74.08	74.25	74.08	74.06	73.47	68.44	74.06	74.03	66.86	58.39	68.25	67 / 73	
NEWHAMPSHIRE	50.8	48.8	48.8	48.8	48.8	51.09	74.2	73.63	76.89	77.72	76.31	73.55	73.55	73.6	73.55	73.53	73.47	72.99	67.99	73.56	73.55	66.46	58.1	67.86	67 / 72
MAINE	49.06	47.12	47.12	47.13	47.12	49.32	79.26	76.32	78.91	78.94	73.61	70.88	70.86	70.92	70.85	70.85	70.85	70.44	65.58	70.89	70.92	66.49	62.09	68.95	66 / 71
INTERNAL_HUB	51.44	49.4	49.4	49.4	49.4	51.73	75	74.47	77.78	78.63	77.28	74.46	74.45	74.23	74.44	74.37	74.16	73.89	68.86	74.52	74.48	67.27	58.74	68.65	67 / 73
DA Load (GW)	10.8	10.7	10.7	10.7	10.7	11.0	13.5	14.7	15.1	15.7	16.1	16.2	16.0	16.1	16.0	15.9	15.8	15.8	15.7	16.2	15.9	14.5	13.3	11.6	



### Preliminary Real-Time Prices with Forecasted and Actual System Load

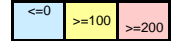
	HE1	HE2	HE3	HE4	HE5	HE6	HE7	HE8	HE9	HE10	HE11	HE12	HE13	HE14	HE15	HE16	HE17	HE18	HE19	HE20	HE21	HE22	HE23	HE24	avg all/peak
CONNECTICUT	47.94	46.18	44.01	41.60	40.71	49.48	68.96	62.52	64.84	68.64	69.62	66.84	76.75	64.40	60.78	61.12	62.85	65.44	68.70	65.95	70.02	66.12	54.30	60.22	60 / 66
NEMASSBOST	47.74	46.01	44	41.66	40.79	50.13	70.98	62.04	63.11	65.97	66.63	63.95	73.07	61.39	58.66	59.15	60.87	63.56	66.81	63.63	67.08	63.62	53.12	60.29	59 / 63
NEWHAMPSHIRE	47.05	45.41	43.51	41.27	40.37	49.67	70.42	61.71	63.24	66.35	66.92	64.49	73.55	61.68	58.48	58.79	60.53	63.32	66.76	63.54	67.06	63.7	52.81	59.44	59 / 63
MAINE	46.33	44.78	43.22	41.01	39.84	88.00	69.44	60.26	61.99	64.74	64.48	62.00	70.18	59.15	56.40	56.96	58.91	61.67	65.60	62.21	65.40	62.16	51.78	58.87	59 / 61
INTERNAL_HUB	47.61	46.07	44.1	41.75	40.94	50.03	70.52	62.06	63.56	66.81	67.52	64.78	74.17	62.09	59.19	59.65	61.44	64.14	67.42	64.28	67.97	64.51	53.42	60.07	59 / 64
Forecast	#REF!	#REF!	#REF!	#REF!	#REF!	#REF!	#REF!	#REF!	#REF!	#REF!	#REF!	#REF!	#REF!	#REF!	#REF!	#REF!	#REF!	#REF!	#REF!	#REF!	#REF!	#REF!	#REF!	#REF!	#REF!
(RT) - (DA Load)	0.65	0.86	0.86	0.79	1.15	0.80	-0.23	-0.07	0.25	0.17	0.13	0.20	0.28	0.16	0.03	-0.01	0.07	0.16	0.34	-0.06	-0.15	0.24	0.21	0.66	



# ISO-NE Daily Report

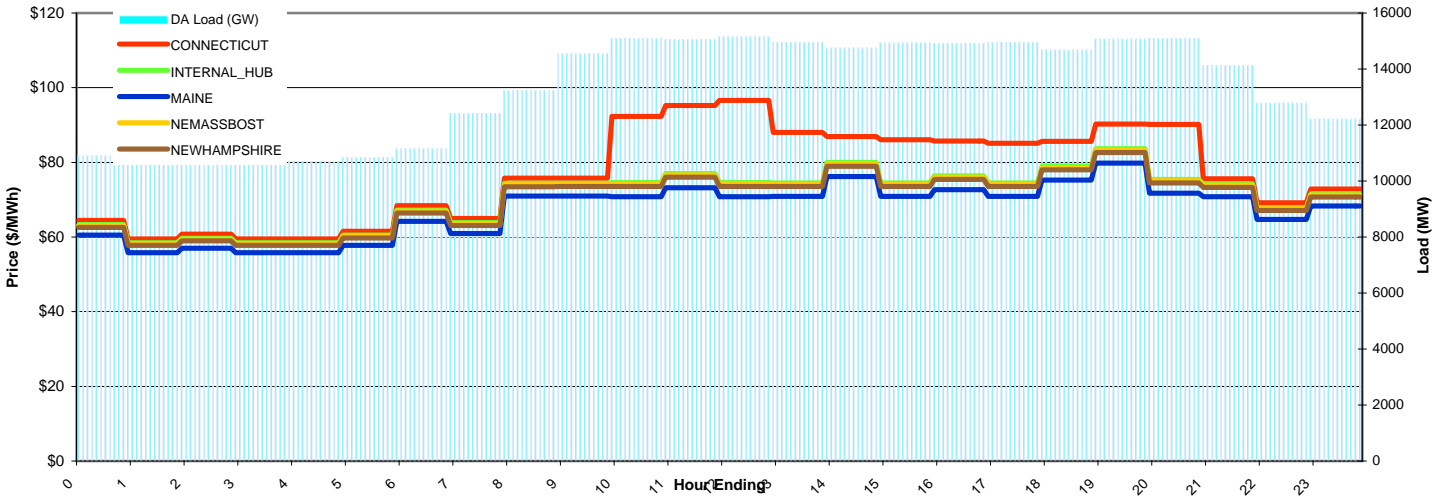
## Report for 09/13/2008

Price Color Codes:



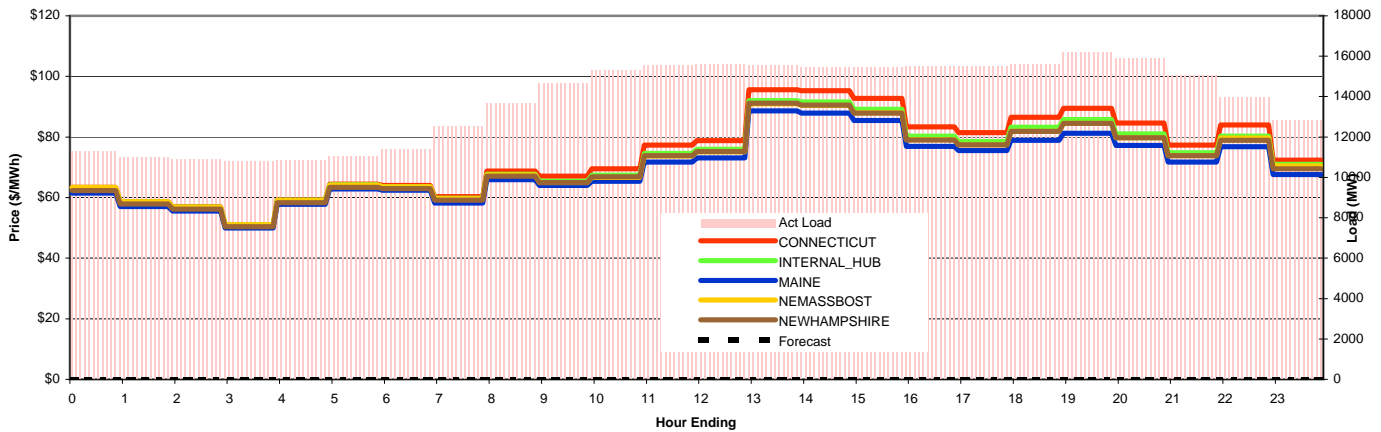
### Day-Ahead Prices and Cleared Load

	HE1	HE2	HE3	HE4	HE5	HE6	HE7	HE8	HE9	HE10	HE11	HE12	HE13	HE14	HE15	HE16	HE17	HE18	HE19	HE20	HE21	HE22	HE23	HE24	avg all/peak
CONNECTICUT	64.48	59.48	60.73	59.48	59.48	61.58	68.43	65.00	75.74	75.79	92.35	95.22	96.64	88.00	86.91	86.04	85.75	85.13	85.66	90.28	90.18	75.60	69.16	72.84	77 / 84
NEMASSBOST	63.08	58.19	59.41	58.19	58.18	60.23	66.94	63.56	74.06	74.09	74.18	76.64	74.21	74.16	79.59	74.16	76	74.15	78.64	83.32	75.08	73.89	67.6	71.25	70 / 75
NEWHAMPSHIRE	62.61	57.75	58.96	57.75	57.75	59.77	66.44	63.07	73.48	73.51	73.57	76	73.57	73.55	78.96	73.55	75.39	73.55	78.02	82.67	74.46	73.31	67.08	70.71	70 / 74
MAINE	60.51	55.81	56.98	55.81	55.81	57.76	64.21	60.91	70.97	70.96	70.83	73.18	70.79	70.86	76.17	70.88	72.69	70.89	75.27	79.76	71.72	70.77	64.74	68.33	67 / 71
INTERNAL_HUB	63.35	58.44	59.66	58.44	58.43	60.49	67.23	63.84	74.38	74.42	74.54	77	74.57	74.5	79.95	74.5	76.35	74.5	79	83.7	75.43	74.22	67.91	71.56	71 / 75
DA Load (GW)	10.9	10.8	10.9	10.7	10.7	10.9	11.2	12.4	13.2	14.5	15.1	15.1	15.2	15.0	14.8	14.9	14.9	15.0	14.7	15.1	15.1	14.1	12.8	12.2	



### Preliminary Real-Time Prices with Forecasted and Actual System Load

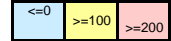
	HE1	HE2	HE3	HE4	HE5	HE6	HE7	HE8	HE9	HE10	HE11	HE12	HE13	HE14	HE15	HE16	HE17	HE18	HE19	HE20	HE21	HE22	HE23	HE24	avg all/peak
CONNECTICUT	63.35	58.62	56.96	50.94	59.31	64.48	64.00	60.31	68.77	67.12	69.53	77.29	78.78	95.65	95.30	92.76	83.37	81.41	86.54	89.49	84.63	77.34	83.96	72.38	74 / 81
NEMASSBOST	63.36	58.59	56.86	50.98	59.07	64.16	63.59	59.71	67.55	64.96	66.68	73.71	75.08	90.97	90.4	88	79.16	77.42	81.86	84.49	79.78	73.87	79.65	70.47	72 / 77
NEWHAMPSHIRE	62.32	57.84	56.22	50.36	58.35	63.43	62.93	59.13	67.12	64.96	66.86	73.84	75.22	91.12	90.56	87.9	79.06	77.41	81.88	84.53	79.71	73.89	78.95	69.46	71 / 77
MAINE	61.50	57.07	55.59	49.93	57.82	64.18	62.40	58.23	65.87	64.05	65.41	71.77	73.12	88.63	87.85	85.50	76.92	75.52	78.92	81.23	77.18	71.72	76.82	67.62	71 / 75
INTERNAL_HUB	63.17	58.49	56.83	50.94	59.11	64.18	63.58	59.76	67.74	65.36	67.37	74.57	75.92	92.02	91.6	89.2	80.28	78.48	83.19	85.74	81	74.79	80.27	71.01	72 / 78
Forecast	#REF!	#REF!	#REF!	#REF!	#REF!	#REF!	#REF!	#REF!	#REF!	#REF!	#REF!	#REF!	#REF!	#REF!	#REF!	#REF!	#REF!	#REF!	#REF!	#REF!	#REF!	#REF!	#REF!	#REF!	#REF!
(RT) - (DA Load)	0.42	0.20	0.06	0.05	0.14	0.21	0.23	0.12	0.43	0.12	0.19	0.52	0.47	0.60	0.74	0.51	0.57	0.58	0.91	1.09	0.81	0.94	1.18	0.61	



# ISO-NE Daily Report

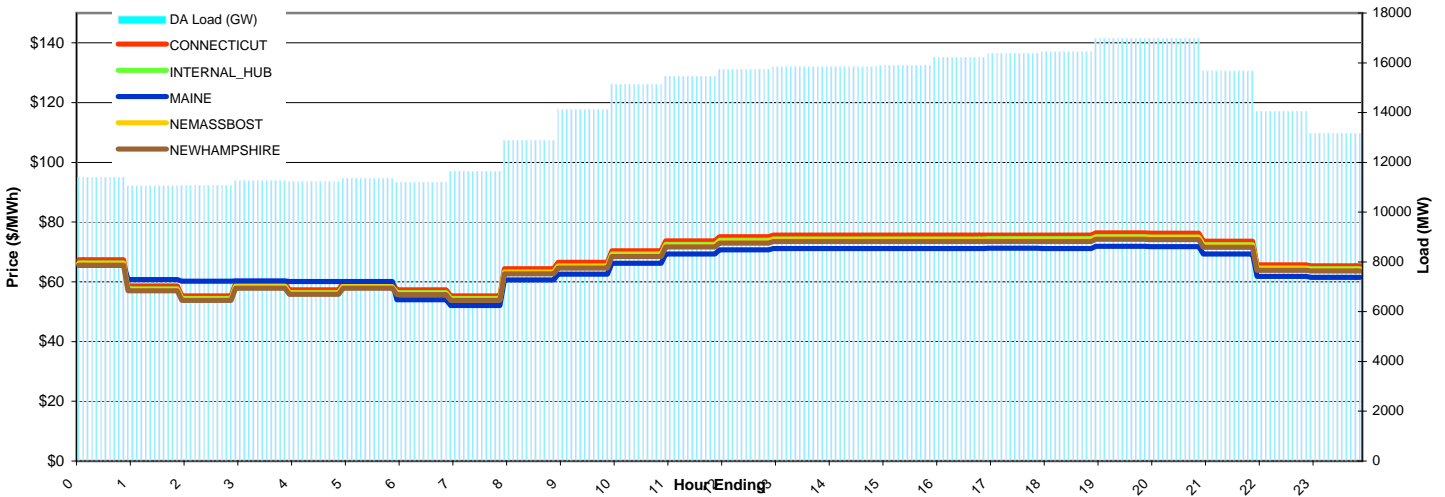
## Report for 09/14/2008

Price Color Codes:



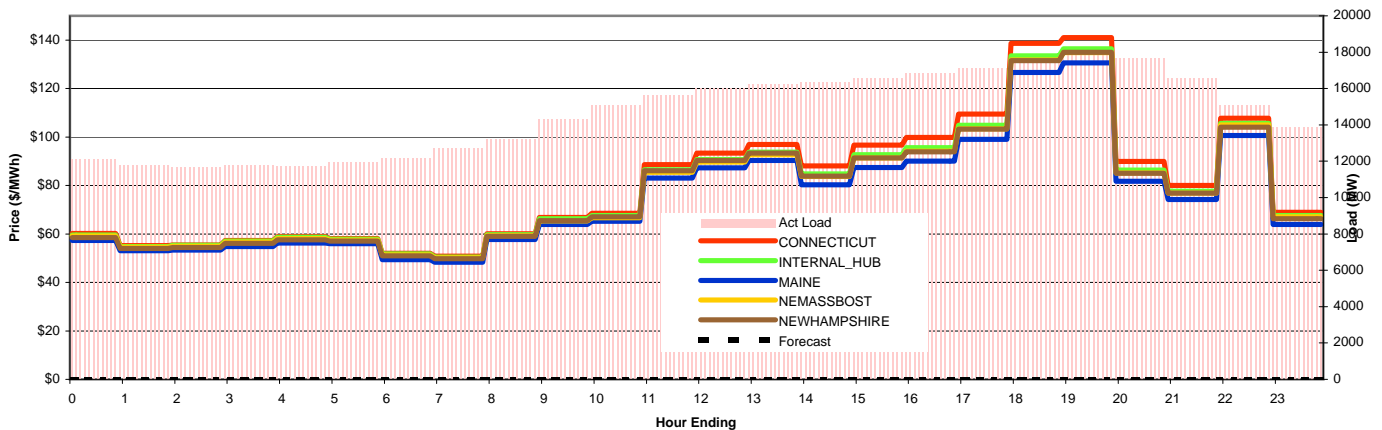
### Day-Ahead Prices and Cleared Load

	HE1	HE2	HE3	HE4	HE5	HE6	HE7	HE8	HE9	HE10	HE11	HE12	HE13	HE14	HE15	HE16	HE17	HE18	HE19	HE20	HE21	HE22	HE23	HE24	avg all/peak
CONNECTICUT	67.41	58.58	55.29	59.51	57.33	59.52	57.30	55.27	64.41	66.49	70.43	73.70	75.11	75.65	75.62	75.64	75.64	75.67	75.65	76.40	76.30	73.66	65.73	65.41	68 / 72
NEMASSBOST	66.1	57.43	54.2	58.34	56.2	58.34	56.18	54.17	63.13	65.14	69.01	72.21	73.6	74.12	74.1	74.12	74.12	74.15	74.13	74.86	74.74	72.18	64.41	64.13	67 / 71
NEWHAMPSHIRE	65.56	56.99	53.83	57.88	55.79	57.89	55.74	53.74	62.63	64.61	68.45	71.63	73.01	73.52	73.5	73.52	73.52	73.55	73.53	74.26	74.14	71.6	63.9	63.63	66 / 70
MAINE	65.57	60.70	60.23	60.33	60.14	60.15	53.96	52.06	60.65	62.53	66.25	69.34	70.67	71.17	71.15	71.18	71.18	71.20	71.19	71.88	71.77	69.33	61.87	61.47	65 / 68
INTERNAL_HUB	66.35	57.65	54.4	58.56	56.41	58.57	56.39	54.38	63.37	65.39	69.28	72.49	73.89	74.41	74.39	74.41	74.41	74.44	74.42	75.15	75.03	72.46	64.66	64.37	67 / 71
DA Load (GW)	11.4	11.1	11.1	11.3	11.2	11.4	11.2	11.6	12.9	14.1	15.1	15.5	15.7	15.8	15.8	15.9	16.2	16.4	16.4	17.0	17.0	15.7	14.1	13.2	



### Preliminary Real-Time Prices with Forecasted and Actual System Load

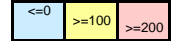
	HE1	HE2	HE3	HE4	HE5	HE6	HE7	HE8	HE9	HE10	HE11	HE12	HE13	HE14	HE15	HE16	HE17	HE18	HE19	HE20	HE21	HE22	HE23	HE24	avg all/peak
CONNECTICUT	60.19	55.16	55.40	57.32	58.90	58.05	52.04	50.86	60.10	66.87	68.48	88.66	93.34	96.92	88.08	96.65	99.82	109.44	138.69	141.03	89.97	79.97	107.78	68.92	81 / 92
NEMASSBOST	59.2	54.56	54.92	56.61	58.08	57.47	51.42	50.17	59.24	65.41	66.7	85.47	89.66	92.71	83.66	91.37	94.13	103.36	131.8	134.88	85.12	76.82	104.95	67.08	78 / 88
NEWHAMPSHIRE	58.56	54.03	54.39	56.09	57.57	57.08	50.91	49.81	58.98	65.47	67.04	86.04	90.33	93.33	83.81	91.39	93.94	103.31	131.58	134.95	85	76.82	104.05	66.22	78 / 88
MAINE	57.32	53.03	53.35	54.81	56.28	88.00	49.43	48.39	57.73	63.88	65.28	83.08	87.33	90.33	80.26	87.45	90.11	99.04	126.69	130.64	81.69	74.22	100.62	63.97	77 / 85
INTERNAL_HUB	59.5	54.86	55.26	57.06	58.57	57.88	51.77	50.45	59.63	66.26	67.62	86.51	90.74	93.81	84.82	92.72	95.54	104.83	133.56	136.4	86.36	77.65	105.63	67.64	79 / 90
Forecast	#REF!	#REF!	#REF!	#REF!	#REF!	#REF!	#REF!	#REF!	#REF!	#REF!	#REF!	#REF!	#REF!	#REF!	#REF!	#REF!	#REF!	#REF!	#REF!	#REF!	#REF!	#REF!	#REF!	#REF!	#REF!
(RT) - (DA Load)	0.69	0.74	0.60	0.50	0.51	0.57	0.93	1.06	0.35	0.19	-0.07	0.20	0.27	0.37	0.50	0.64	0.61	0.77	0.96	1.06	0.72	0.87	1.04	0.71	



# ISO-NE Daily Report

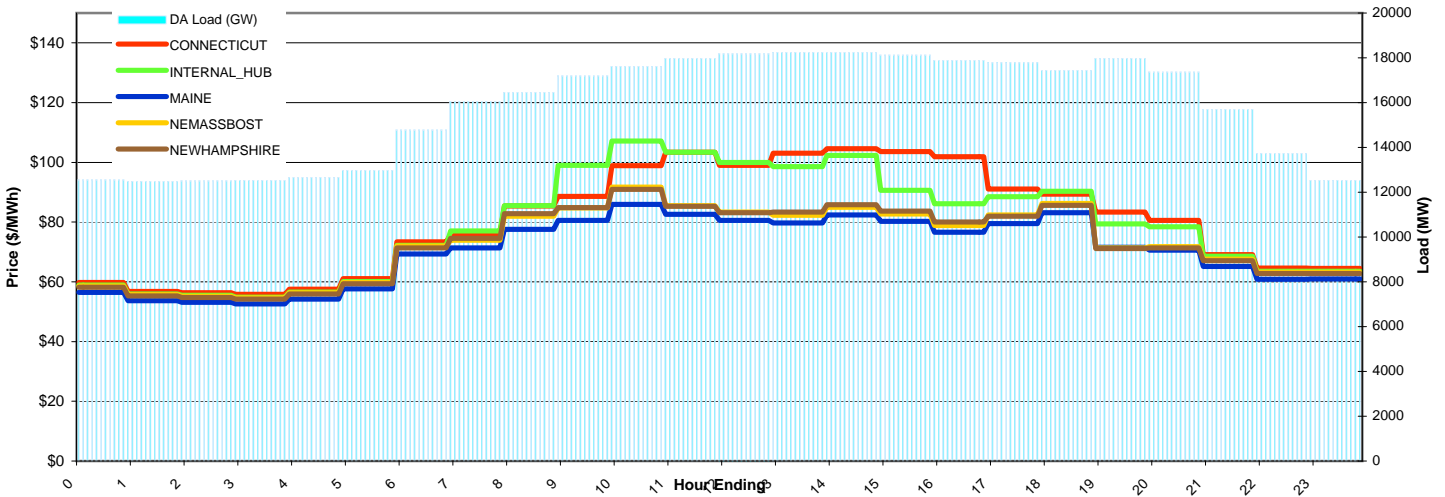
Report for 09/15/2008

Price Color Codes:



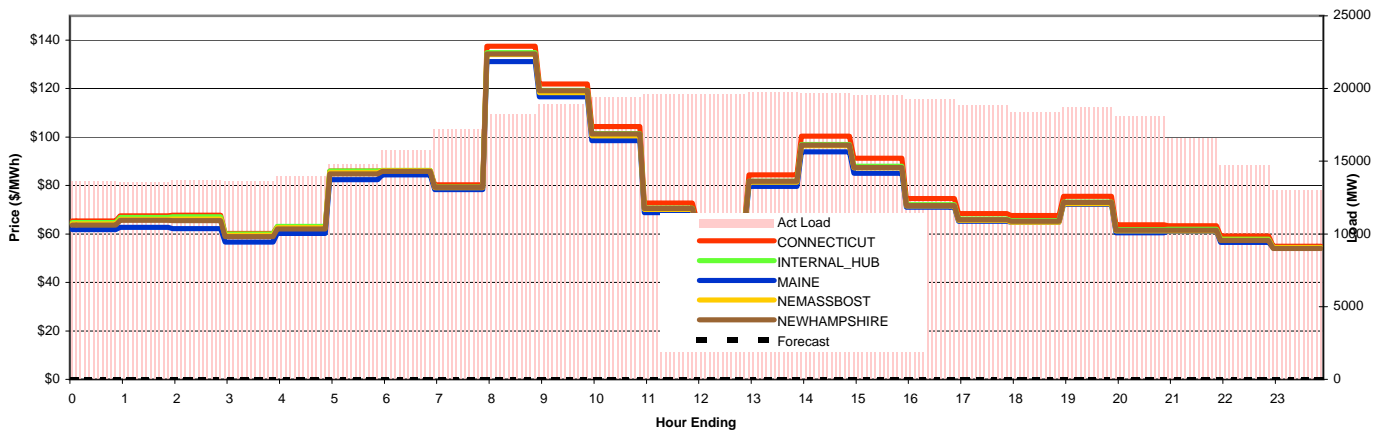
## Day-Ahead Prices and Cleared Load

	HE1	HE2	HE3	HE4	HE5	HE6	HE7	HE8	HE9	HE10	HE11	HE12	HE13	HE14	HE15	HE16	HE17	HE18	HE19	HE20	HE21	HE22	HE23	HE24	avg all/peak
CONNECTICUT	59.83	56.83	56.36	55.77	57.49	61.02	73.40	75.77	85.42	88.66	98.85	103.35	99.00	103.02	104.59	103.63	101.93	91.09	89.39	83.35	80.52	69.10	64.56	64.52	80 / 90
NEMASSBOST	58.63	55.69	55.23	54.66	56.33	59.8	71.95	73.98	82	84.71	91.69	85.51	83.39	82.24	85	82.72	78.88	82.43	86.3	71.32	71.75	67.64	63.25	63.24	73 / 80
NEWHAMPSHIRE	58.17	55.25	54.8	54.23	55.89	59.33	71.39	74.62	82.78	84.87	91	85.32	83.12	83.34	85.84	83.68	80.05	81.95	85.59	71.09	71.36	67.09	62.74	62.75	73 / 80
MAINE	56.47	53.63	53.19	52.64	54.26	57.60	69.32	71.39	77.57	80.61	85.98	82.64	80.53	79.72	82.35	80.20	76.56	79.49	83.10	71.56	70.57	65.09	60.86	60.92	70 / 77
INTERNAL_HUB	58.88	55.93	55.47	54.89	56.57	60.06	72.26	77.02	85.51	99	107.18	103.43	100	98.59	102.33	90.59	86.16	88.45	90.3	79.43	78.38	68.6	63.52	63.51	79 / 89
DA Load (GW)	12.6	12.5	12.5	12.5	12.7	13.0	14.8	16.1	16.5	17.2	17.6	18.0	18.2	18.3	18.2	18.1	17.9	17.8	17.4	18.0	17.4	15.7	13.7	12.5	



## Preliminary Real-Time Prices with Forecasted and Actual System Load

	HE1	HE2	HE3	HE4	HE5	HE6	HE7	HE8	HE9	HE10	HE11	HE12	HE13	HE14	HE15	HE16	HE17	HE18	HE19	HE20	HE21	HE22	HE23	HE24	avg all/peak
CONNECTICUT	65.40	67.52	67.78	60.24	63.05	85.95	86.08	80.34	137.52	121.90	104.30	72.79	65.80	84.38	100.40	91.25	74.60	68.43	67.61	75.54	63.78	63.40	59.16	54.90	78 / 83
NEMASSBOST	64.14	66.08	66.1	59.37	62.53	85.33	86.09	79.05	133.98	118.32	100.54	70.08	63.63	81.32	96.33	87.34	71.61	65.59	64.87	72.49	61.33	61.32	57.43	54.45	76 / 80
NEWHAMPSHIRE	63.7	65.61	65.51	58.89	62.06	84.71	85.78	79.29	134.23	119.06	101.34	70.49	63.98	81.69	96.59	87.4	71.7	65.84	65.26	72.98	61.54	61.56	57.27	54.01	76 / 81
MAINE	61.80	62.76	62.18	56.67	60.16	88.00	84.32	78.36	131.09	116.63	98.50	68.73	63.01	79.66	93.87	85.04	71.03	65.20	64.77	72.17	60.41	61.17	56.55	54.43	75 / 79
INTERNAL_HUB	64.64	66.79	67.03	59.96	63.06	86	86.18	79.39	134.8	119.17	101.38	70.62	63.95	81.75	96.91	87.92	72.09	66.1	65.51	73.14	61.82	61.88	57.82	54.43	77 / 81
Forecast	#REF!	#REF!	#REF!	#REF!	#REF!	#REF!	#REF!	#REF!	#REF!	#REF!	#REF!	#REF!	#REF!	#REF!	#REF!	#REF!	#REF!	#REF!	#REF!	#REF!	#REF!	#REF!	#REF!	#REF!	#REF!
(RT) - (DA Load)	1.03	1.10	1.18	1.10	1.29	1.83	0.98	1.14	1.77	1.72	1.78	1.60	1.44	1.50	1.42	1.38	1.38	1.10	0.95	0.71	0.76	0.89	0.97	0.47	



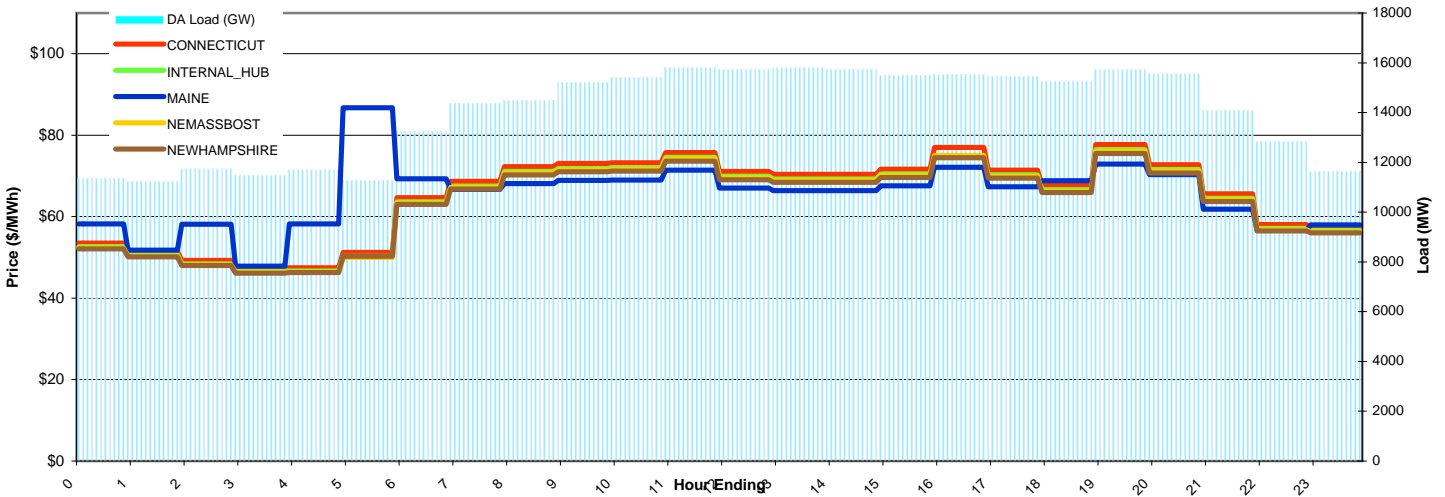
# ISO-NE Daily Report

## Report for 09/16/2008

Price Color Codes: ≤0 ≥100 ≥200

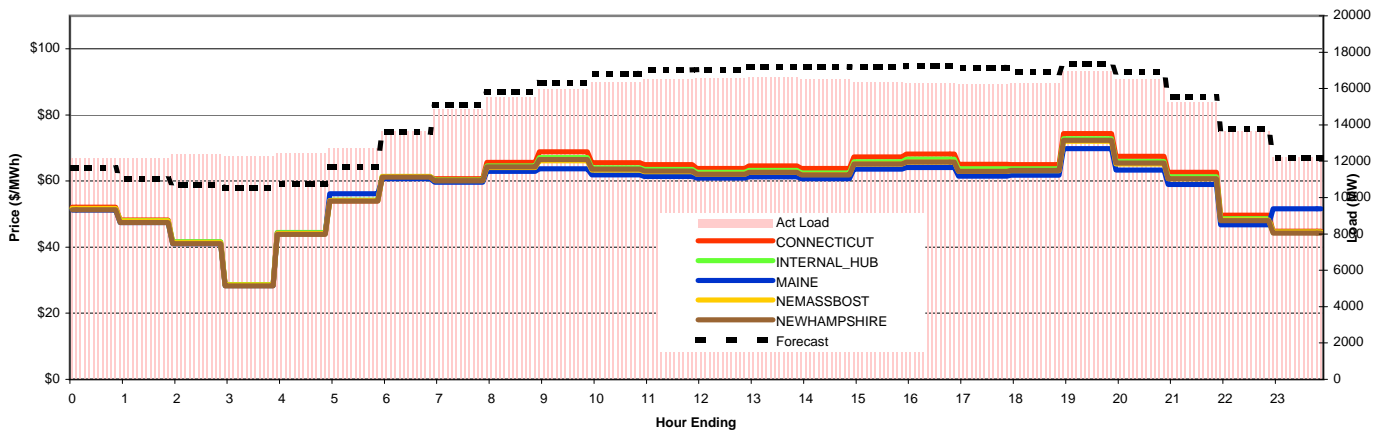
### Day-Ahead Prices and Cleared Load

	HE1	HE2	HE3	HE4	HE5	HE6	HE7	HE8	HE9	HE10	HE11	HE12	HE13	HE14	HE15	HE16	HE17	HE18	HE19	HE20	HE21	HE22	HE23	HE24	avg all/peak
CONNECTICUT	53.51	51.49	49.26	47.45	47.46	51.19	64.70	68.64	72.28	73.04	73.19	75.76	71.09	70.41	70.41	71.66	77.00	71.42	67.75	77.71	72.73	65.61	58.10	57.60	65 / 71
NEMASSBOST	52.34	50.38	48.17	46.42	46.41	50	63.3	67.16	70.72	71.47	71.62	74.14	69.55	68.89	68.89	70.12	75	69.88	66.26	76.04	71.15	64.19	56.83	56.37	64 / 69
NEWHAMPSHIRE	52.12	50.1	48.04	46.16	46.31	50.26	63.02	66.75	70.26	71	71.15	73.65	69.09	68.43	68.43	69.65	74.52	69.42	65.9	75.54	70.71	63.76	56.48	56.06	63 / 69
MAINE	58.26	51.81	58.16	47.82	58.24	86.75	69.27	66.69	68.16	68.88	69.02	71.40	67.02	66.38	66.38	67.57	72.09	67.34	68.85	72.91	70.33	61.85	56.64	57.99	65 / 68
INTERNAL_HUB	52.62	50.64	48.43	46.67	46.66	50.29	63.64	67.52	71.1	71.85	72	74.53	69.92	69.26	69.26	70.49	74.49	70.25	66.62	76.45	71.54	64.53	57.14	56.66	64 / 70
DA Load (GW)	11.4	11.2	11.7	11.5	11.7	11.3	13.2	14.4	14.5	15.2	15.4	15.8	15.8	15.8	15.7	15.5	15.5	15.3	15.7	15.6	14.1	12.8	11.7		



### Preliminary Real-Time Prices with Forecasted and Actual System Load

	HE1	HE2	HE3	HE4	HE5	HE6	HE7	HE8	HE9	HE10	HE11	HE12	HE13	HE14	HE15	HE16	HE17	HE18	HE19	HE20	HE21	HE22	HE23	HE24	avg all/peak
CONNECTICUT	52.13	48.22	41.58	28.67	44.36	54.07	61.12	60.72	65.68	68.85	65.51	65.02	63.83	64.59	63.78	67.31	68.17	65.11	64.96	74.36	67.46	62.61	49.71	44.82	59 / 65
NEMASSBOST	51.75	47.89	41.37	28.52	44.17	54.12	61.42	60.16	64.14	66.16	63.32	62.87	62.08	62.67	61.95	65.12	65.73	62.92	63.11	72	65.14	60.75	48.24	44.53	58 / 63
NEWHAMPSHIRE	51.3	47.48	41.05	28.32	43.9	53.97	61.19	60.18	64.33	66.53	63.61	63.04	62.07	62.68	61.91	65.16	65.76	62.94	63.26	72.35	65.43	60.71	47.99	44.21	57 / 63
MAINE	51.19	47.45	41.05	28.34	44.18	88.00	60.67	59.69	62.96	63.76	61.85	61.41	60.92	61.29	60.69	63.65	64.09	61.48	61.78	69.86	63.30	58.95	46.77	51.60	58 / 61
INTERNAL_HUB	51.75	48.04	41.59	28.68	44.42	54.24	61.37	60.31	64.62	67.09	64.05	63.54	62.61	63.25	62.5	65.86	66.6	63.68	63.75	72.85	65.98	61.33	48.6	44.52	58 / 64
Forecast	11.62	11.01	10.68	10.53	10.73	11.70	13.59	15.07	15.80	16.32	16.82	17.03	17.05	17.20	17.20	17.18	17.22	17.13	16.89	17.33	16.92	15.55	13.79	12.17	15 / 17
(RT) - (DA Load)	0.78	0.90	0.65	0.79	0.77	1.40	0.42	0.50	1.01	0.74	0.92	0.71	0.79	0.80	0.76	0.84	0.76	0.81	1.03	1.21	0.93	1.16	0.83	0.55	

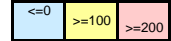




# ISO-NE Daily Report

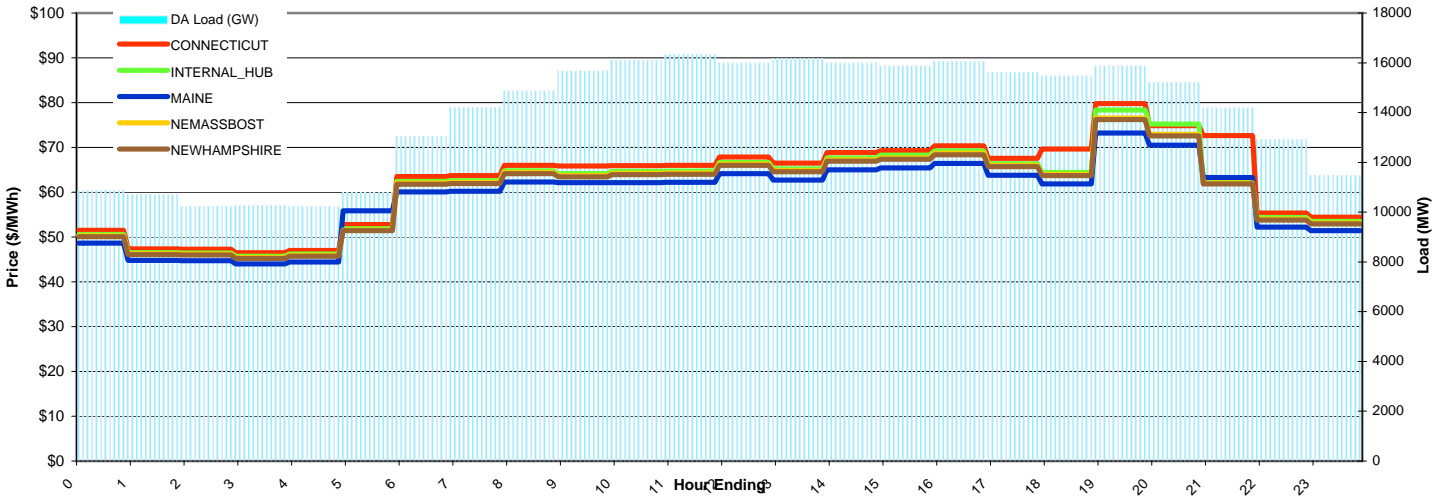
## Report for 09/17/2008

Price Color Codes:



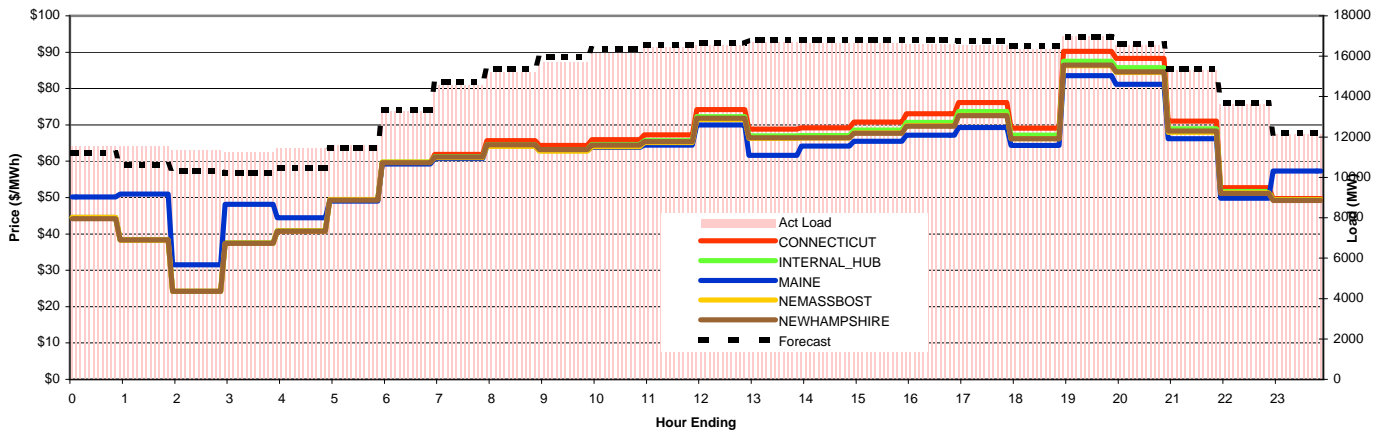
### Day-Ahead Prices and Cleared Load

	HE1	HE2	HE3	HE4	HE5	HE6	HE7	HE8	HE9	HE10	HE11	HE12	HE13	HE14	HE15	HE16	HE17	HE18	HE19	HE20	HE21	HE22	HE23	HE24	avg all/peak
CONNECTICUT	51.47	47.37	47.28	46.51	47.02	52.79	63.53	63.75	65.99	65.89	65.93	66.01	67.89	66.48	68.85	69.30	70.38	67.58	69.67	79.82	74.85	72.65	55.34	54.44	63 / 68
NEMASSBOST	50.28	46.27	46.19	45.43	45.93	51.55	62.06	62.23	64.41	63.75	64.24	64.31	66.29	64.84	67.23	67.64	68.7	65.98	64.02	76.57	72.92	62.08	54.03	53.17	60 / 66
NEWHAMPSHIRE	50.05	46.06	45.98	45.22	45.72	51.41	61.78	61.94	64.11	63.46	63.94	64.01	65.98	64.54	66.92	67.33	68.39	65.68	63.72	76.21	72.58	61.83	53.78	52.93	60 / 65
MAINE	48.66	44.77	44.70	43.97	44.45	55.83	60.07	60.19	62.30	62.17	62.12	62.18	64.11	62.70	65.02	65.42	66.45	63.81	61.86	73.18	70.50	63.26	52.25	51.46	59 / 64
INTERNAL_HUB	50.57	46.53	46.45	45.69	46.19	51.85	62.41	62.59	64.78	64.12	64.61	64.68	66.67	65.21	67.62	68.26	69.22	66.37	64.4	78.34	75.21	62.46	54.35	53.48	61 / 66
DA Load (GW)	10.9	10.7	10.2	10.3	10.2	10.8	13.0	14.2	14.9	15.7	16.1	16.3	16.0	16.2	16.0	15.9	16.1	15.6	15.5	15.9	15.2	14.2	12.9	11.5	



### Preliminary Real-Time Prices with Forecasted and Actual System Load

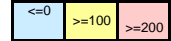
	HE1	HE2	HE3	HE4	HE5	HE6	HE7	HE8	HE9	HE10	HE11	HE12	HE13	HE14	HE15	HE16	HE17	HE18	HE19	HE20	HE21	HE22	HE23	HE24	avg all/peak
CONNECTICUT	44.53	38.32	24.17	37.46	40.79	49.32	59.53	61.85	65.65	64.31	65.90	67.24	74.24	68.83	69.21	70.79	73.02	76.16	69.09	90.19	88.30	71.02	52.76	49.74	61 / 71
NEMASSBOST	44.52	38.37	24.2	37.42	40.84	49.49	59.8	60.98	64.05	62.74	63.99	65.1	71.49	66.29	66.35	67.77	69.78	72.64	66.17	86.28	84.4	67.98	51.29	49.38	60 / 68
NEWHAMPSHIRE	44.2	38.36	24.19	37.41	40.73	49.3	59.57	61.15	64.51	63.24	64.42	65.44	71.84	66.48	66.43	67.69	69.66	72.53	66.2	86.41	84.58	68.34	51.17	49.2	60 / 68
MAINE	50.21	51.01	31.48	48.17	44.43	88.00	59.27	60.71	64.08	62.98	63.81	64.47	69.97	61.64	64.21	65.45	67.18	69.27	64.38	83.51	81.18	66.24	49.81	57.29	62 / 66
INTERNAL_HUB	44.5	38.42	24.24	37.5	40.92	49.5	59.74	61.23	64.53	63.22	64.6	65.7	72.23	67	67.11	68.58	70.66	73.72	67.17	87.5	85.72	68.95	51.7	49.42	60 / 69
Forecast	11.18	10.61	10.32	10.22	10.47	11.46	13.36	14.70	15.38	15.94	16.33	16.55	16.63	16.79	16.82	16.80	16.75	16.49	16.96	16.61	15.37	13.68	12.19	15 / 16	
(RT) - (DA Load)	0.66	0.83	1.12	0.97	1.22	0.81	0.24	0.34	0.33	0.04	0.06	0.09	0.55	0.52	0.69	0.77	0.56	0.92	0.88	1.11	1.32	1.09	0.67	0.66	



# ISO-NE Daily Report

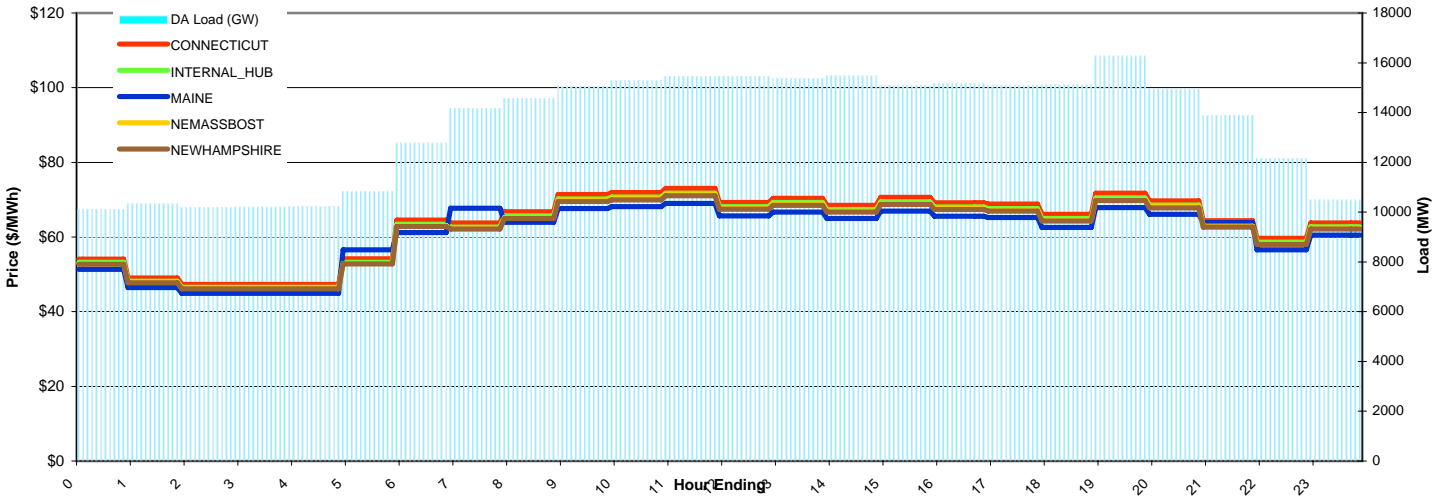
## Report for 09/18/2008

Price Color Codes:



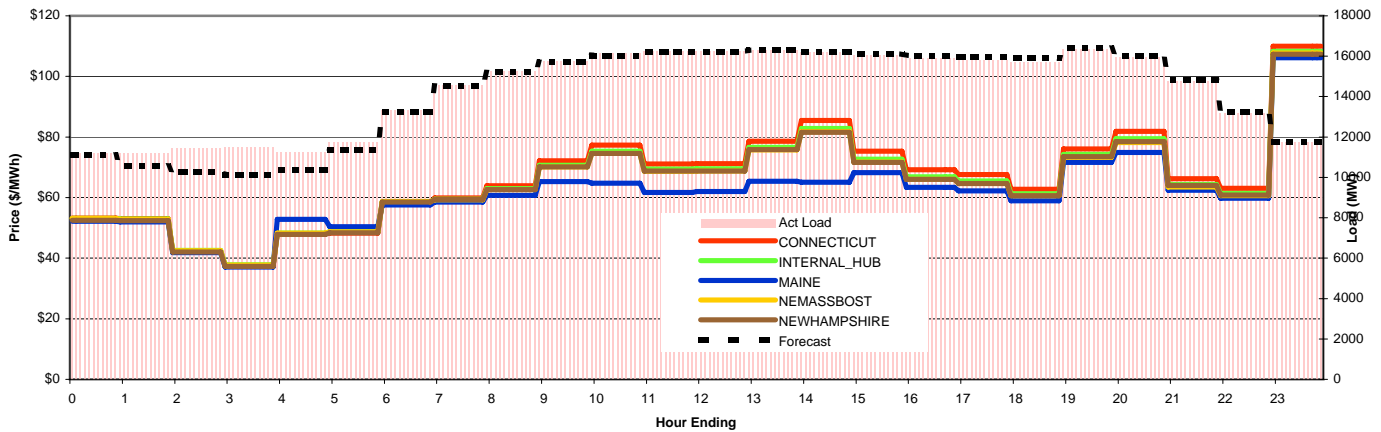
### Day-Ahead Prices and Cleared Load

	HE1	HE2	HE3	HE4	HE5	HE6	HE7	HE8	HE9	HE10	HE11	HE12	HE13	HE14	HE15	HE16	HE17	HE18	HE19	HE20	HE21	HE22	HE23	HE24	avg all/peak
CONNECTICUT	54.10	49.00	47.34	47.34	47.34	54.13	64.53	63.73	66.76	71.39	71.89	73.00	69.27	70.40	68.50	70.62	69.18	68.79	66.05	71.75	69.69	64.38	59.64	63.77	63 / 68
NEMASSBOST	52.89	47.9	46.28	46.28	46.28	52.9	63.08	62.26	65.25	69.77	70.26	71.35	67.69	68.8	66.95	69.02	67.61	67.23	64.54	70.02	68.11	62.9	58.29	62.35	62 / 67
NEWHAMPSHIRE	52.68	47.71	46.1	46.1	46.1	52.77	62.84	62.13	65	69.49	69.98	71.06	67.42	68.52	66.68	68.75	67.34	66.96	64.28	69.74	67.83	62.7	58.06	62.11	62 / 67
MAINE	51.33	46.48	44.91	44.90	44.90	56.61	61.21	67.72	63.93	67.67	68.15	68.99	65.65	66.72	64.93	66.95	65.57	65.20	62.59	67.91	66.05	63.82	56.55	60.51	61 / 66
INTERNAL_HUB	53.21	48.19	46.56	46.56	46.56	53.22	63.47	62.65	65.65	70.2	70.69	71.78	68.11	69.22	67.36	69.45	68.02	67.64	64.94	70.44	68.53	63.29	58.65	62.73	62 / 67
DA Load (GW)	10.1	10.3	10.2	10.2	10.2	10.8	12.8	14.2	14.6	15.1	15.3	15.5	15.4	15.4	15.5	15.1	15.2	15.1	15.1	16.3	15.0	13.9	12.2	10.5	



### Preliminary Real-Time Prices with Forecasted and Actual System Load

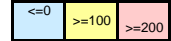
	HE1	HE2	HE3	HE4	HE5	HE6	HE7	HE8	HE9	HE10	HE11	HE12	HE13	HE14	HE15	HE16	HE17	HE18	HE19	HE20	HE21	HE22	HE23	HE24	avg all/peak
CONNECTICUT	53.28	53.04	42.38	37.55	47.97	48.27	58.09	59.91	63.86	72.12	77.35	71.08	71.19	78.62	85.51	75.31	69.19	67.59	62.74	76.08	81.82	66.20	63.10	110.00	66 / 71
NEMASSBOST	53.09	52.81	42.45	37.67	48.23	48.73	58.74	59.28	62.67	70.18	74.58	68.68	68.74	75.73	81.76	71.69	66	64.62	60.65	73.35	78.19	63.53	60.62	107.72	65 / 69
NEWHAMPSHIRE	52.52	52.38	42.05	37.28	47.86	48.34	58.47	59.32	62.66	70.16	74.63	68.73	68.82	75.8	81.53	71.58	66.02	64.7	60.63	73.57	78.46	64	60.85	107.33	64 / 69
MAINE	52.20	51.99	41.85	37.10	52.82	88.00	57.62	58.49	60.77	65.29	64.79	61.74	61.98	65.44	65.02	68.20	63.41	62.27	58.95	71.63	74.94	62.46	59.78	106.15	63 / 64
INTERNAL_HUB	53.14	52.96	42.56	37.79	48.28	48.71	58.57	59.47	63.01	70.68	75.36	69.38	69.48	76.55	82.77	72.66	66.88	65.52	61.32	74.21	79.42	64.33	61.35	108.27	65 / 70
Forecast	11.11	10.56	10.26	10.14	10.38	11.36	13.23	14.53	15.19	15.70	16.04	16.22	16.23	16.30	16.22	16.11	16.03	15.96	15.90	16.38	16.01	14.83	13.22	11.77	14 / 16
(RT) - (DA Load)	1.11	0.85	1.25	1.29	1.03	0.92	0.56	0.42	0.67	0.69	0.86	0.79	0.81	0.92	0.70	0.96	0.74	0.74	0.58	0.06	0.99	0.86	1.01	1.26	



# ISO-NE Daily Report

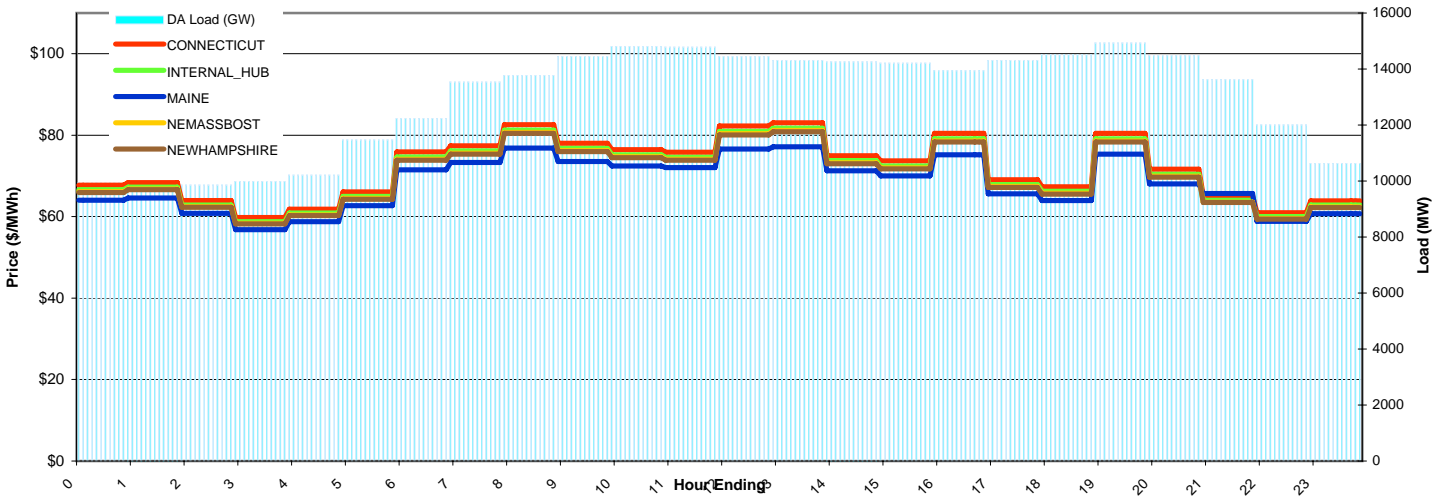
## Report for 09/19/2008

Price Color Codes:



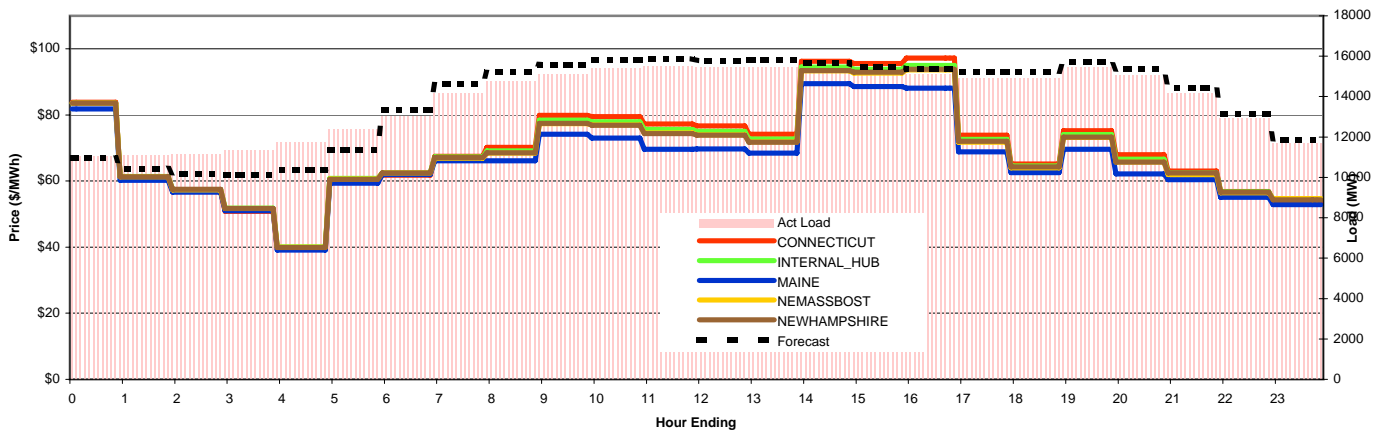
### Day-Ahead Prices and Cleared Load

	HE1	HE2	HE3	HE4	HE5	HE6	HE7	HE8	HE9	HE10	HE11	HE12	HE13	HE14	HE15	HE16	HE17	HE18	HE19	HE20	HE21	HE22	HE23	HE24	avg all/peak
CONNECTICUT	67.69	68.39	63.94	59.78	61.87	66.04	75.87	77.40	82.61	78.03	76.48	75.85	82.24	83.06	74.97	73.67	80.43	69.03	67.36	80.43	71.62	65.14	61.00	63.88	72 / 75
NEMASSBOST	66.13	66.81	62.46	58.4	60.44	64.52	74.12	75.62	80.71	76.22	74.7	74.09	80.34	81.14	73.23	71.96	78.57	67.42	65.78	78.56	69.94	63.6	59.57	62.4	70 / 73
NEWHAMPSHIRE	65.92	66.6	62.27	58.22	60.25	64.31	73.89	75.37	80.44	75.97	74.46	73.85	80.08	80.88	73	71.73	78.31	67.2	65.56	78.31	69.72	63.45	59.39	62.2	70 / 73
MAINE	64.04	64.59	60.78	56.82	58.81	62.73	71.50	73.32	76.86	73.56	72.48	72.05	76.61	77.17	71.24	70.00	75.18	65.58	63.97	75.36	68.02	65.68	58.88	60.71	68 / 71
INTERNAL_HUB	66.59	67.27	62.89	58.8	60.86	64.96	74.63	76.14	81.26	76.75	75.22	74.6	80.9	81.7	73.74	72.46	79.11	67.89	66.24	79.11	70.43	64.05	59.99	62.83	71 / 74
DA Load (GW)	9.9	10.0	9.9	10.0	10.2	11.5	12.2	13.5	13.8	14.5	14.8	14.8	14.4	14.3	14.3	14.2	13.9	14.3	14.5	14.9	14.5	13.6	12.0	10.6	



### Preliminary Real-Time Prices with Forecasted and Actual System Load

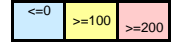
	HE1	HE2	HE3	HE4	HE5	HE6	HE7	HE8	HE9	HE10	HE11	HE12	HE13	HE14	HE15	HE16	HE17	HE18	HE19	HE20	HE21	HE22	HE23	HE24	avg all/peak
CONNECTICUT	83.90	61.13	56.82	50.87	39.32	59.90	61.81	67.52	70.16	79.93	79.48	77.27	76.68	74.18	96.23	95.60	97.25	73.85	65.18	75.24	68.00	63.02	56.87	53.99	70 / 76
NEMASSBOST	83.52	61.25	57.37	51.71	39.96	60.61	62.47	66.94	68.47	77.41	76.94	74.53	74	71.84	93.34	92.63	93.62	71.77	63.99	73.21	65.76	61.96	56.47	54.71	69 / 74
NEWHAMPSHIRE	83.56	61.31	57.47	51.75	39.88	60.55	62.46	67.1	68.51	77.49	76.92	74.34	73.86	71.79	93.49	92.92	93.84	72.06	64.32	73.32	65.76	62.47	56.69	54.36	69 / 74
MAINE	81.87	60.26	56.61	51.04	39.15	88.00	62.00	66.16	66.17	74.17	73.05	69.61	69.67	68.43	89.48	88.62	88.10	68.82	62.54	69.66	62.15	60.45	55.12	52.88	68 / 71
INTERNAL_HUB	83.57	61.37	57.45	51.79	40.11	60.83	62.44	67.27	69.12	78.4	77.97	75.58	75	72.71	94.52	93.82	94.98	72.66	64.57	74.04	66.63	62.46	56.71	54.5	70 / 75
Forecast	10.95	10.43	10.19	10.11	10.37	11.36	13.35	14.63	15.20	15.57	15.81	15.87	15.78	15.79	15.66	15.48	15.35	15.20	15.25	15.72	15.35	14.43	13.14	11.85	14 / 15
(RT) - (DA Load)	1.12	1.11	1.29	1.32	1.53	0.93	0.80	0.65	0.99	0.69	0.61	0.75	1.03	1.15	1.08	0.94	1.15	0.61	0.37	0.55	0.60	0.52	0.92	1.05	



# ISO-NE Daily Report

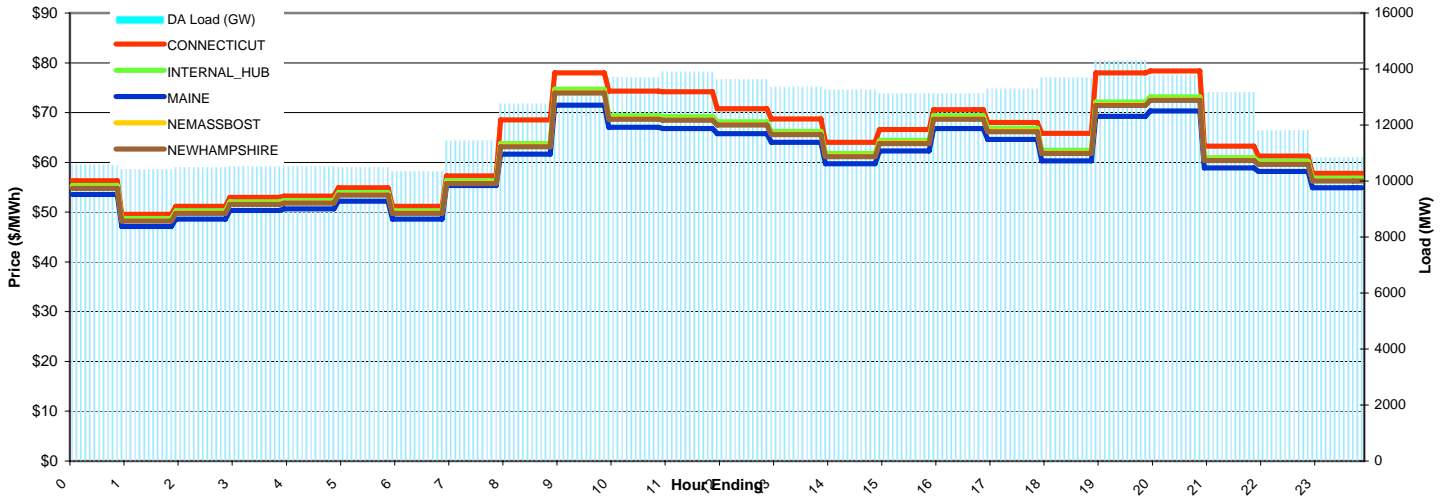
## Report for 09/20/2008

Price Color Codes:



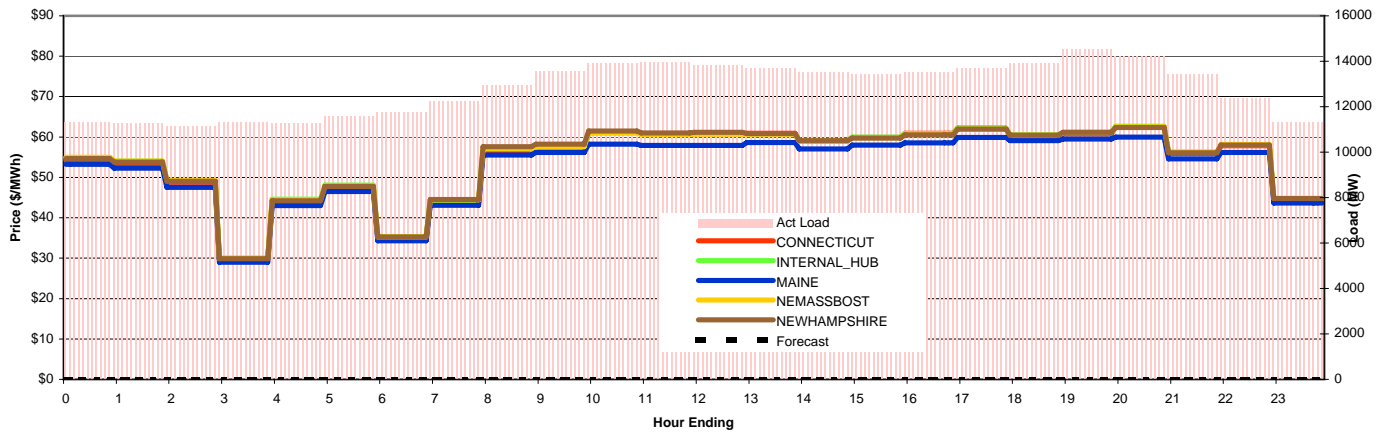
### Day-Ahead Prices and Cleared Load

	HE1	HE2	HE3	HE4	HE5	HE6	HE7	HE8	HE9	HE10	HE11	HE12	HE13	HE14	HE15	HE16	HE17	HE18	HE19	HE20	HE21	HE22	HE23	HE24	avg all/peak
CONNECTICUT	56.30	49.56	51.15	52.96	53.26	54.89	51.15	57.27	68.50	77.99	74.31	74.16	70.75	68.74	64.00	66.57	70.57	68.00	65.85	78.00	78.39	63.23	61.25	57.77	64 / 69
NEMASSBOST	54.93	48.34	49.9	51.67	51.96	53.55	49.9	55.86	63.31	74.13	68.83	68.61	67.65	65.71	61.3	63.95	68.84	66.33	61.91	71.59	72.61	60.49	59.75	56.37	61 / 66
NEWHAMPSHIRE	54.79	48.22	49.77	51.54	51.83	53.42	49.77	55.74	63.16	73.95	68.66	68.45	67.49	65.55	61.15	63.79	68.67	66.17	61.75	71.41	72.43	60.34	59.6	56.23	61 / 66
MAINE	53.53	47.10	48.62	50.35	50.63	52.19	48.61	55.36	61.67	71.49	67.02	66.82	65.74	64.00	59.71	62.29	66.79	64.59	60.28	69.23	70.30	58.91	58.21	54.93	60 / 64
INTERNAL_HUB	55.35	48.71	50.28	52.06	52.35	53.96	50.28	56.29	63.8	74.69	69.36	69.15	68.17	66.21	61.77	64.44	69.36	66.84	62.39	72.14	73.18	60.95	60.21	56.8	62 / 66
DA Load (GW)	10.6	10.4	10.5	10.5	10.5	10.5	10.4	11.4	12.8	13.1	13.7	13.9	13.6	13.4	13.3	13.1	13.1	13.3	13.7	14.3	13.8	13.2	11.8	10.9	



### Preliminary Real-Time Prices with Forecasted and Actual System Load

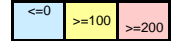
	HE1	HE2	HE3	HE4	HE5	HE6	HE7	HE8	HE9	HE10	HE11	HE12	HE13	HE14	HE15	HE16	HE17	HE18	HE19	HE20	HE21	HE22	HE23	HE24	avg all/peak
CONNECTICUT	54.20	53.48	48.78	29.64	44.09	47.48	34.80	43.85	56.52	57.11	61.12	60.65	60.83	60.92	59.03	59.92	60.89	62.18	60.19	60.76	62.56	55.90	57.81	44.48	54 / 59
NEMASSBOST	54.98	54.05	49.23	29.96	44.45	47.93	35.27	44.41	57.19	57.63	60.98	60.58	60.7	60.68	59.02	59.84	60.65	61.94	60.42	61.12	62.49	56.22	58.17	44.87	54 / 59
NEWHAMPSHIRE	54.68	53.82	49.03	29.83	44.24	47.81	35.25	44.51	57.59	58.22	61.5	61.03	61.15	60.84	59.07	59.74	60.55	61.95	60.43	61.13	62.38	56.11	57.99	44.75	54 / 59
MAINE	53.25	52.26	47.56	28.99	43.05	88.00	34.28	43.10	55.52	56.15	58.22	57.94	57.90	58.59	57.02	58.01	58.52	59.90	59.11	59.47	60.01	54.59	56.14	43.66	54 / 57
INTERNAL_HUB	54.8	54.05	49.3	30.04	44.6	48.08	35.32	44.32	57.08	57.53	61.15	60.71	60.85	60.87	59.13	59.98	60.86	62.16	60.5	61.14	62.65	56.23	57.99	44.68	54 / 59
Forecast	0.00	0.00	0.00	0.00	0.00	0.00	0.00	0.00	0.00	0.00	0.00	0.00	0.00	0.00	0.00	0.00	0.00	0.00	0.00	0.00	0.00	0.00	0.00	0.00	0 / 0
(RT) - (DA Load)	0.75	0.88	0.67	0.80	0.77	1.07	1.39	0.79	0.19	0.47	0.21	0.06	0.22	0.31	0.24	0.29	0.37	0.39	0.22	0.26	0.42	0.27	0.57	0.47	



# ISO-NE Daily Report

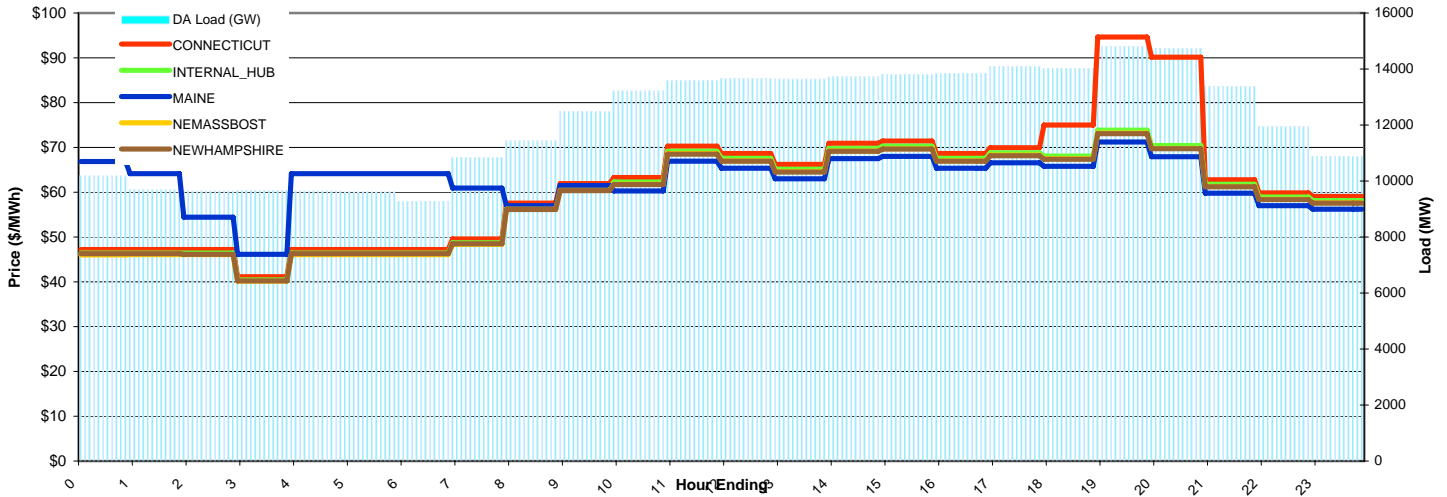
## Report for 09/21/2008

Price Color Codes:



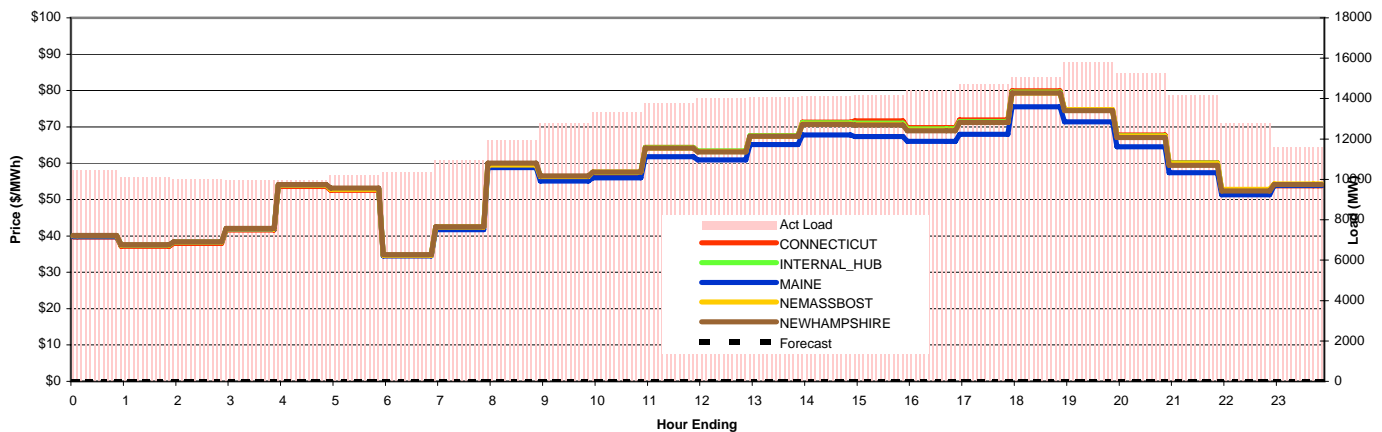
### Day-Ahead Prices and Cleared Load

	HE1	HE2	HE3	HE4	HE5	HE6	HE7	HE8	HE9	HE10	HE11	HE12	HE13	HE14	HE15	HE16	HE17	HE18	HE19	HE20	HE21	HE22	HE23	HE24	avg all/peak
CONNECTICUT	47.21	47.21	47.21	41.14	47.21	47.21	47.21	49.54	57.59	61.91	63.31	70.29	68.65	66.18	70.90	71.42	68.65	69.92	75.00	94.64	90.16	62.79	59.87	59.06	62 / 69
NEMASSBOST	46.03	46.04	46.06	40.14	46.04	46.04	46.04	48.33	56.22	60.43	61.8	68.62	67.02	64.61	69.22	69.73	67.02	68.26	67.5	73.21	69.81	61.29	58.45	57.67	59 / 64
NEWHAMPSHIRE	46.32	46.27	46.15	40.19	46.28	46.28	46.27	48.47	56.17	60.38	61.71	68.52	66.92	64.51	69.12	69.63	66.92	68.16	67.39	73.09	69.7	61.2	58.37	57.59	59 / 64
MAINE	66.84	64.16	54.40	46.13	64.15	64.16	64.16	60.92	57.02	61.48	60.26	66.92	65.36	63.00	67.50	68.00	65.36	66.57	65.77	71.20	67.93	59.76	57.00	56.25	63 / 64
INTERNAL_HUB	46.41	46.42	46.43	40.46	46.42	46.42	46.41	48.72	56.66	60.91	62.29	69.16	67.55	65.11	69.76	70.27	67.55	68.79	68.04	73.83	70.4	61.77	58.91	58.12	59 / 65
DA Load (GW)	10.2	9.7	9.6	9.7	9.6	9.6	9.3	10.8	11.4	12.5	13.2	13.6	13.7	13.6	13.7	13.8	13.9	14.1	14.0	14.8	14.7	13.4	11.9	10.9	



### Preliminary Real-Time Prices with Forecasted and Actual System Load

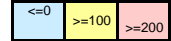
	HE1	HE2	HE3	HE4	HE5	HE6	HE7	HE8	HE9	HE10	HE11	HE12	HE13	HE14	HE15	HE16	HE17	HE18	HE19	HE20	HE21	HE22	HE23	HE24	avg all/peak
CONNECTICUT	39.66	37.18	37.96	41.61	53.61	52.58	34.62	42.43	59.87	55.95	56.96	64.38	63.26	67.45	71.34	71.63	69.84	71.91	79.96	74.77	67.77	60.10	52.45	53.81	58 / 64
NEMASSBOST	40.08	37.5	38.32	41.92	53.92	52.8	34.67	42.39	59.55	56.32	57.53	64.15	63.17	67.39	70.79	70.69	69.14	71.23	79.34	74.7	67.39	59.82	52.84	54.31	57 / 64
NEWHAMPSHIRE	40.14	37.6	38.41	42.04	54.16	53.14	34.82	42.54	60.04	56.52	57.56	64.18	63.12	67.39	70.67	70.48	68.95	71.18	79.32	74.5	67.06	59.46	52.42	54.17	57 / 64
MAINE	39.83	37.52	38.30	41.84	53.95	88.00	34.55	41.71	58.81	55.13	56.02	61.76	60.92	65.12	67.81	67.31	66.00	67.98	75.52	71.41	64.51	57.41	51.35	53.84	57 / 62
INTERNAL_HUB	39.94	37.45	38.29	41.93	53.94	52.82	34.7	42.45	59.72	56.35	57.51	64.36	63.36	67.58	71.12	71.08	69.48	71.51	79.59	74.68	67.48	60.05	52.71	54.11	58 / 64
Forecast	0.00	0.00	0.00	0.00	0.00	0.00	0.00	0.00	0.00	0.00	0.00	0.00	0.00	0.00	0.00	0.00	0.00	0.00	0.00	0.00	0.00	0.00	0.00	0.00	0 / 0
(RT) - (DA Load)	0.29	0.44	0.39	0.31	0.34	0.57	1.09	0.12	0.49	0.31	0.12	0.17	0.35	0.45	0.40	0.37	0.56	0.63	1.05	0.98	0.53	0.79	0.83	0.70	



# ISO-NE Daily Report

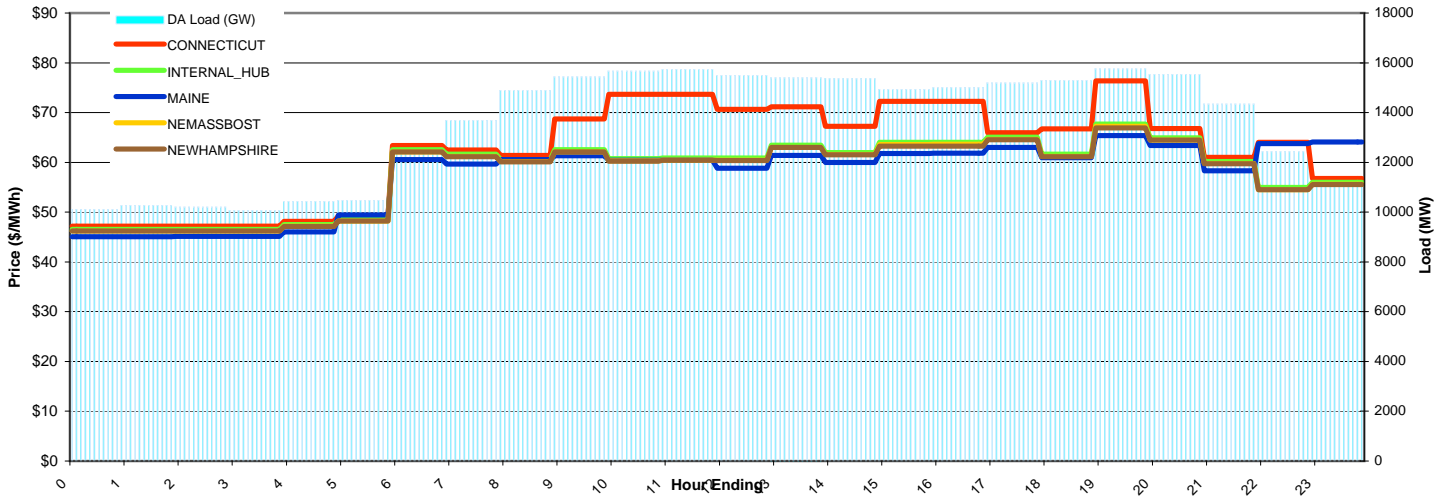
## Report for 09/22/2008

Price Color Codes:



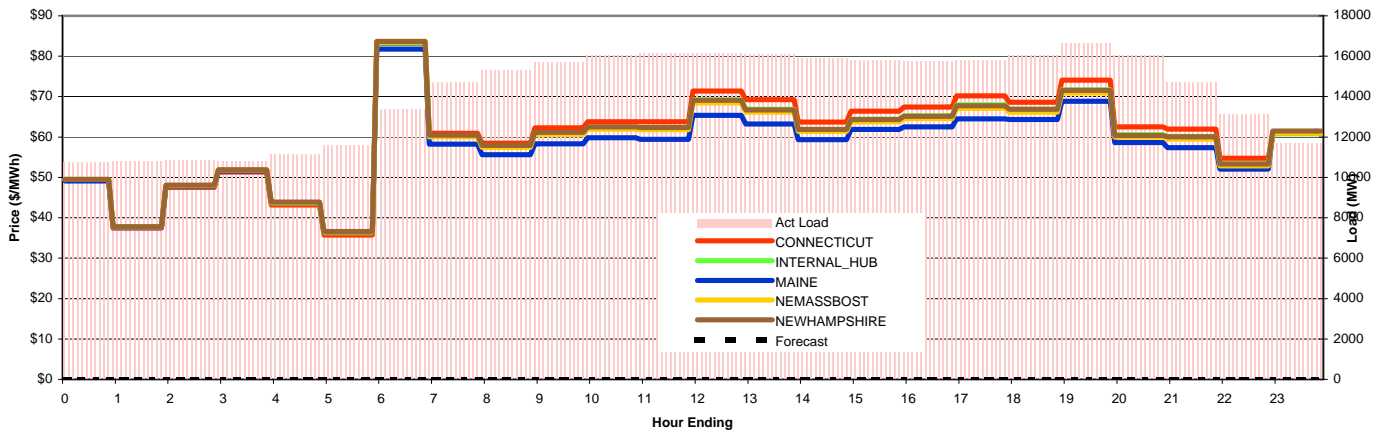
### Day-Ahead Prices and Cleared Load

	HE1	HE2	HE3	HE4	HE5	HE6	HE7	HE8	HE9	HE10	HE11	HE12	HE13	HE14	HE15	HE16	HE17	HE18	HE19	HE20	HE21	HE22	HE23	HE24	avg all/peak
CONNECTICUT	47.20	47.20	47.20	47.20	48.16	49.23	63.39	62.47	61.41	68.72	73.68	70.67	71.14	67.25	72.28	72.28	65.96	66.70	76.39	66.78	61.03	64.00	56.78	63 / 68	
NEMASSBOST	46.23	46.24	46.24	46.24	47.18	48.22	62.11	61.2	60.15	62.12	60.28	60.44	60.43	63.02	61.56	63.59	63.65	64.61	61.2	67.26	64.49	59.78	54.53	55.61	58 / 62
NEWHAMPSHIRE	46.2	46.2	46.2	46.2	47.15	48.23	62.07	61.16	60.11	62.08	60.24	60.4	60.39	62.97	61.52	63.27	63.28	64.57	61.16	66.92	64.45	59.74	54.49	55.57	58 / 62
MAINE	45.09	45.09	45.10	45.10	46.02	49.41	60.58	59.68	60.53	61.34	60.43	60.44	58.85	61.39	59.98	61.81	61.83	63.00	60.92	65.38	63.38	58.28	63.77	64.09	58 / 61
INTERNAL_HUB	46.56	46.56	46.56	46.56	47.51	48.56	62.54	61.63	60.58	62.57	60.74	60.9	60.88	63.48	62	64.01	64.01	65.07	61.65	67.69	64.95	60.2	54.94	56.01	58 / 62
DA Load (GW)	10.1	10.3	10.2	10.1	10.4	10.5	12.5	13.7	14.9	15.4	15.7	15.8	15.5	15.4	14.9	15.0	15.2	15.3	15.8	15.5	14.3	12.4	11.0		



### Preliminary Real-Time Prices with Forecasted and Actual System Load

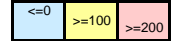
	HE1	HE2	HE3	HE4	HE5	HE6	HE7	HE8	HE9	HE10	HE11	HE12	HE13	HE14	HE15	HE16	HE17	HE18	HE19	HE20	HE21	HE22	HE23	HE24	avg all/peak
CONNECTICUT	49.41	37.47	47.51	51.32	43.16	35.75	83.19	60.89	58.43	62.29	63.78	63.76	71.38	69.22	63.72	66.36	67.42	70.20	68.62	74.04	62.51	61.96	54.72	60.90	60 / 65
NEMASSBOST	49.52	37.73	47.97	51.8	43.73	36.48	83.63	60.09	57.47	60.69	61.94	61.79	68.48	66.13	61.38	63.8	64.57	67.09	66.16	70.87	59.97	59.51	52.87	60.93	59 / 63
NEWHAMPSHIRE	49.51	37.76	48.06	51.9	43.87	36.58	83.66	60.45	57.89	61.16	62.51	62.33	69.05	66.73	61.9	64.35	65.13	67.7	66.86	71.55	60.38	60.09	53.35	61.47	59 / 63
MAINE	49.14	37.52	47.76	51.54	43.72	88.00	81.75	58.27	55.65	58.32	59.83	59.44	65.40	63.20	59.31	61.84	62.50	64.47	64.31	68.87	58.63	57.33	52.03	60.98	60 / 61
INTERNAL_HUB	49.42	37.71	47.97	51.79	43.69	36.32	83.38	60.3	57.72	61.12	62.37	62.21	69.15	66.89	61.91	64.4	65.3	67.98	66.89	71.66	60.58	60.16	53.35	60.77	59 / 63
Forecast	#REF!	#REF!	#REF!	#REF!	#REF!	#REF!	#REF!	#REF!	#REF!	#REF!	#REF!	#REF!	#REF!	#REF!	#REF!	#REF!	#REF!	#REF!	#REF!	#REF!	#REF!	#REF!	#REF!	#REF!	#REF!
(RT) - (DA Load)	0.66	0.53	0.64	0.75	0.71	1.12	0.90	1.02	0.42	0.26	0.37	0.40	0.64	0.70	0.56	0.84	0.74	0.61	0.73	0.89	0.49	0.38	0.69	0.65	



# ISO-NE Daily Report

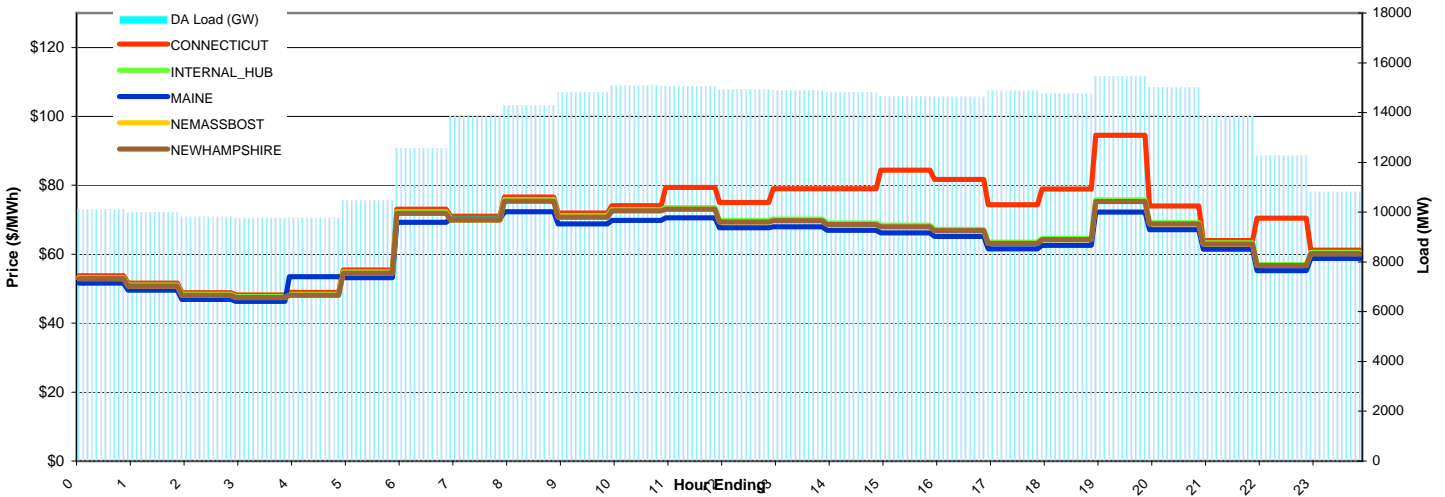
## Report for 09/23/2008

Price Color Codes:



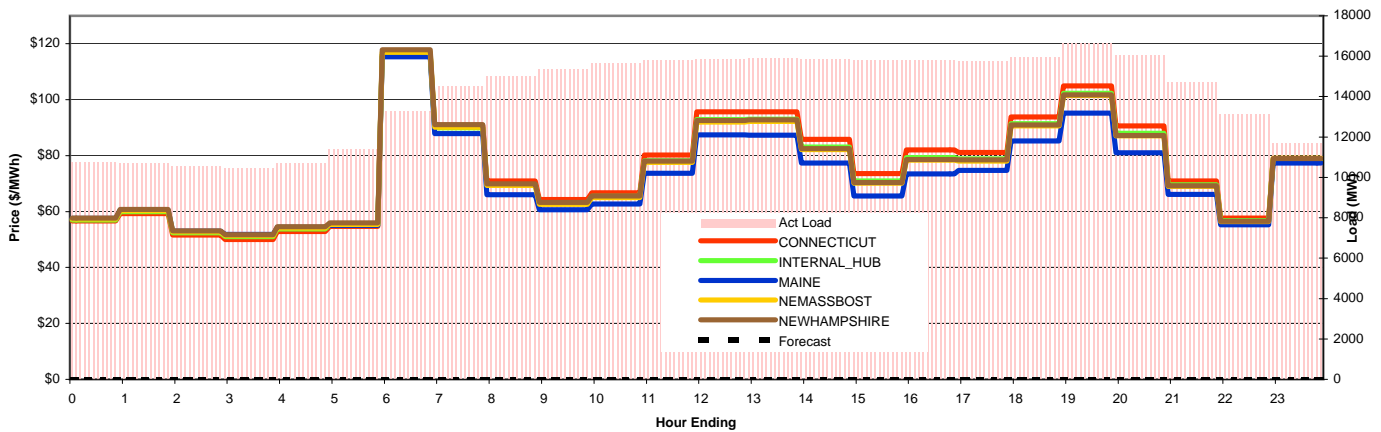
### Day-Ahead Prices and Cleared Load

	HE1	HE2	HE3	HE4	HE5	HE6	HE7	HE8	HE9	HE10	HE11	HE12	HE13	HE14	HE15	HE16	HE17	HE18	HE19	HE20	HE21	HE22	HE23	HE24	avg all/peak
CONNECTICUT	53.79	51.60	48.86	48.21	48.89	55.44	73.08	71.07	76.61	71.96	74.07	79.42	74.99	78.98	78.98	84.38	81.74	74.42	78.96	94.49	74.05	64.01	70.47	61.18	70 / 77
NEMASSBOST	52.92	50.77	48.07	47.43	48.09	54.55	71.91	69.92	75.38	70.8	72.58	73.05	69.38	69.78	68.63	68	66.85	63.14	64.25	75.33	68.78	62.96	56.7	60.19	64 / 68
NEWHAMPSHIRE	52.92	50.77	48.07	47.43	48.09	54.55	71.91	69.92	75.37	70.8	72.58	73.05	69.38	69.78	68.64	68	66.85	63.14	64.25	75.31	68.78	62.96	56.7	60.19	64 / 68
MAINE	51.66	49.56	46.93	46.30	53.45	53.25	69.30	70.20	72.34	68.81	69.82	70.56	67.67	67.97	66.92	66.25	65.14	61.54	62.59	72.27	67.10	61.45	55.23	58.76	62 / 67
INTERNAL_HUB	53.24	51.07	48.36	47.71	48.38	54.87	72.33	70.34	75.82	71.22	73.01	73.5	69.8	70.21	69.06	68.43	67.27	63.53	64.66	75.81	69.2	63.34	57.06	60.55	64 / 69
DA Load (GW)	10.1	10.0	9.8	9.8	9.8	10.5	12.6	13.8	14.3	14.8	15.1	15.1	14.9	14.9	14.8	14.6	14.6	14.9	14.8	15.5	15.0	13.9	12.3	10.8	



### Preliminary Real-Time Prices with Forecasted and Actual System Load

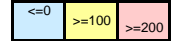
	HE1	HE2	HE3	HE4	HE5	HE6	HE7	HE8	HE9	HE10	HE11	HE12	HE13	HE14	HE15	HE16	HE17	HE18	HE19	HE20	HE21	HE22	HE23	HE24	avg all/peak
CONNECTICUT	56.70	59.27	51.57	50.05	52.85	54.70	115.88	90.83	70.98	64.27	66.70	80.23	95.62	95.72	85.85	73.59	82.07	81.10	93.86	104.89	90.69	70.96	57.69	78.23	76 / 82
NEMASSBOST	57.32	60.35	52.77	51.34	54.1	55.44	116.96	90.17	69.35	62.59	65.03	77.6	92.06	92.18	82.18	70.17	78.36	78.04	90.59	101.49	87.1	68.95	56.38	79.05	75 / 79
NEWHAMPSHIRE	57.71	60.78	53.14	51.73	54.54	55.91	117.83	91.08	69.87	63.25	65.54	78.07	92.62	92.79	82.54	70.39	78.61	78.46	90.94	101.75	87.15	69.26	56.57	78.96	75 / 79
MAINE	57.59	60.51	53.04	51.80	54.38	88.00	115.30	87.86	65.99	60.62	62.70	73.67	87.41	87.33	77.31	65.62	73.52	74.75	85.31	95.26	81.04	66.20	55.24	77.31	73 / 75
INTERNAL_HUB	56.97	59.96	52.42	50.99	53.76	55.17	116.17	90	69.59	62.96	65.48	78.21	92.9	93	83.03	70.98	79.26	78.81	91.45	102.25	88.02	69.57	56.71	78.55	75 / 80
Forecast	#REF!	#REF!	#REF!	#REF!	#REF!	#REF!	#REF!	#REF!	#REF!	#REF!	#REF!	#REF!	#REF!	#REF!	#REF!	#REF!	#REF!	#REF!	#REF!	#REF!	#REF!	#REF!	#REF!	#REF!	#REF!
(RT) - (DA Load)	0.66	0.70	0.72	0.68	0.97	0.92	0.70	0.66	0.72	0.53	0.55	0.77	0.95	1.04	1.07	1.17	1.18	0.89	1.19	1.16	1.01	0.88	0.86	0.87	



# ISO-NE Daily Report

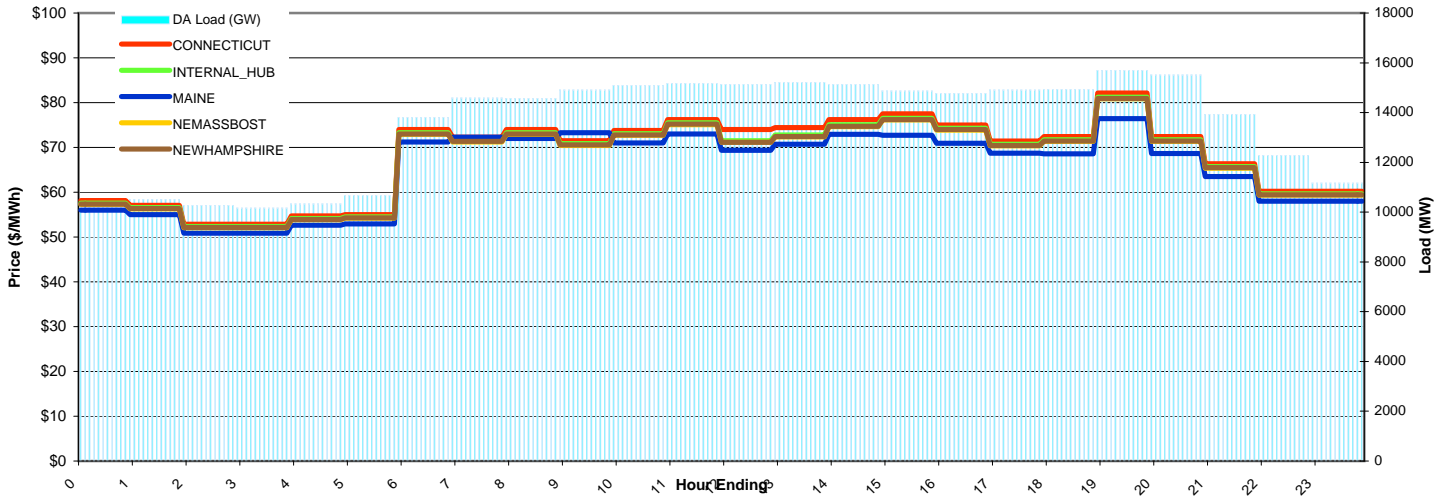
## Report for 09/24/2008

Price Color Codes:



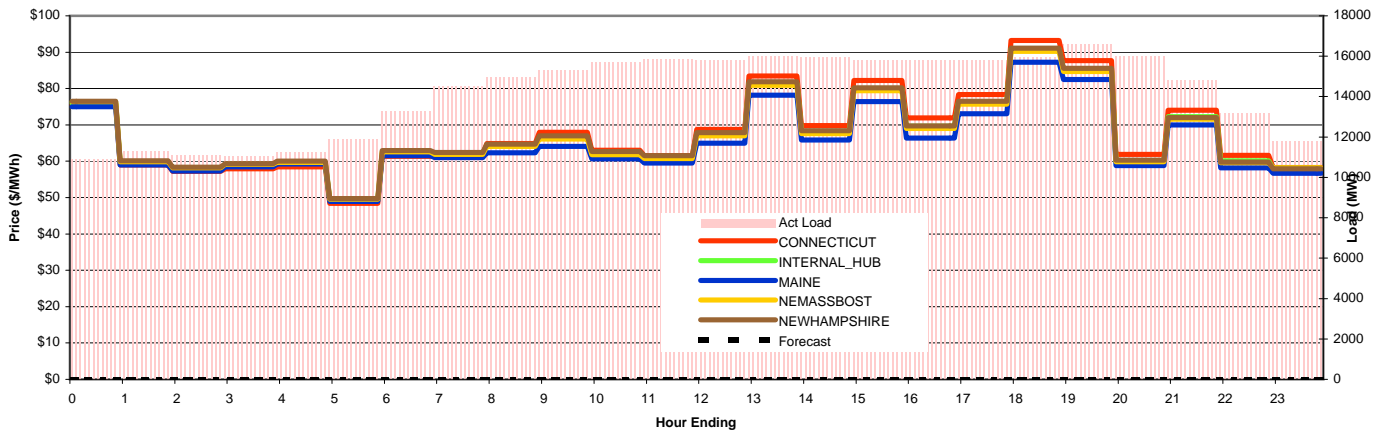
### Day-Ahead Prices and Cleared Load

	HE1	HE2	HE3	HE4	HE5	HE6	HE7	HE8	HE9	HE10	HE11	HE12	HE13	HE14	HE15	HE16	HE17	HE18	HE19	HE20	HE21	HE22	HE23	HE24	avg all/peak
CONNECTICUT	58.13	57.09	52.84	52.84	54.69	55.00	74.00	72.30	74.01	71.51	73.80	76.21	74.03	74.42	76.25	77.47	75.00	71.40	72.40	82.17	72.40	66.36	60.23	60.21	68 / 73
NEMASSBOST	57.29	56.26	52.07	52.07	53.89	54.2	72.92	71.24	72.93	70.46	72.72	75.1	71.11	72.39	74.66	76.13	73.87	70.35	71.35	80.84	71.34	65.39	59.35	59.33	67 / 72
NEWHAMPSHIRE	57.36	56.34	52.14	52.14	53.96	54.27	73.02	71.34	73.03	70.55	72.81	75.2	71.13	72.45	74.74	76.22	73.97	70.44	71.43	80.93	71.43	65.48	59.42	59.41	67 / 72
MAINE	55.97	54.97	50.87	50.87	52.65	52.95	71.23	72.28	72.01	73.28	71.02	73.00	69.35	70.69	72.92	72.69	70.92	68.72	68.60	76.45	68.61	63.53	57.97	57.97	65 / 70
INTERNAL_HUB	57.58	56.55	52.34	52.34	54.17	54.48	73.3	71.62	73.31	70.83	73.1	75.49	71.47	72.76	75.05	76.52	74.26	70.72	71.72	81.24	71.71	65.74	59.66	59.64	67 / 72
DA Load (GW)	10.2	10.5	10.3	10.2	10.3	10.7	13.8	14.6	14.6	14.9	15.1	15.2	15.1	15.2	15.2	14.9	14.8	14.9	14.9	15.7	15.5	13.9	12.3	11.2	



### Preliminary Real-Time Prices with Forecasted and Actual System Load

	HE1	HE2	HE3	HE4	HE5	HE6	HE7	HE8	HE9	HE10	HE11	HE12	HE13	HE14	HE15	HE16	HE17	HE18	HE19	HE20	HE21	HE22	HE23	HE24	avg all/peak
CONNECTICUT	75.61	58.96	57.18	57.89	58.41	48.41	61.34	61.92	64.89	67.92	63.01	61.55	68.77	83.49	69.81	82.26	71.90	78.31	93.25	87.65	61.85	74.03	61.62	58.28	68 / 72
NEMASSBOST	76.4	59.9	58.17	59.12	59.72	49.54	62.63	61.89	64.06	66.11	61.82	60.75	67.03	80.86	67.59	79.36	69.03	75.68	90.19	84.71	59.82	71.6	59.62	58.16	67 / 70
NEWHAMPSHIRE	76.54	60.08	58.36	59.33	60.02	49.76	62.93	62.41	64.73	66.99	62.71	61.53	67.84	81.85	68.43	80.2	69.68	76.5	91.13	85.58	60.27	71.97	59.77	57.95	67 / 71
MAINE	75.03	59.02	57.32	58.45	59.23	88.00	61.54	60.98	62.36	64.11	60.62	59.54	64.96	78.20	65.86	76.38	66.40	73.07	87.22	82.48	58.78	69.94	58.17	56.73	67 / 68
INTERNAL_HUB	75.99	59.7	57.97	58.86	59.44	49.29	62.16	61.73	64.17	66.57	62.1	60.89	67.41	81.37	68.01	80.01	69.66	76.3	90.86	85.24	60.16	72.24	60.16	58.08	67 / 70
Forecast	#REF!	#REF!	#REF!	#REF!	#REF!	#REF!	#REF!	#REF!	#REF!	#REF!	#REF!	#REF!	#REF!	#REF!	#REF!	#REF!	#REF!	#REF!	#REF!	#REF!	#REF!	#REF!	#REF!	#REF!	#REF!
(RT) - (DA Load)	0.70	0.79	0.81	0.87	0.90	1.24	-0.54	-0.08	0.38	0.41	0.61	0.68	0.69	0.76	0.81	0.96	1.04	0.88	1.01	0.90	0.50	0.87	0.89	0.59	

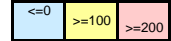




# ISO-NE Daily Report

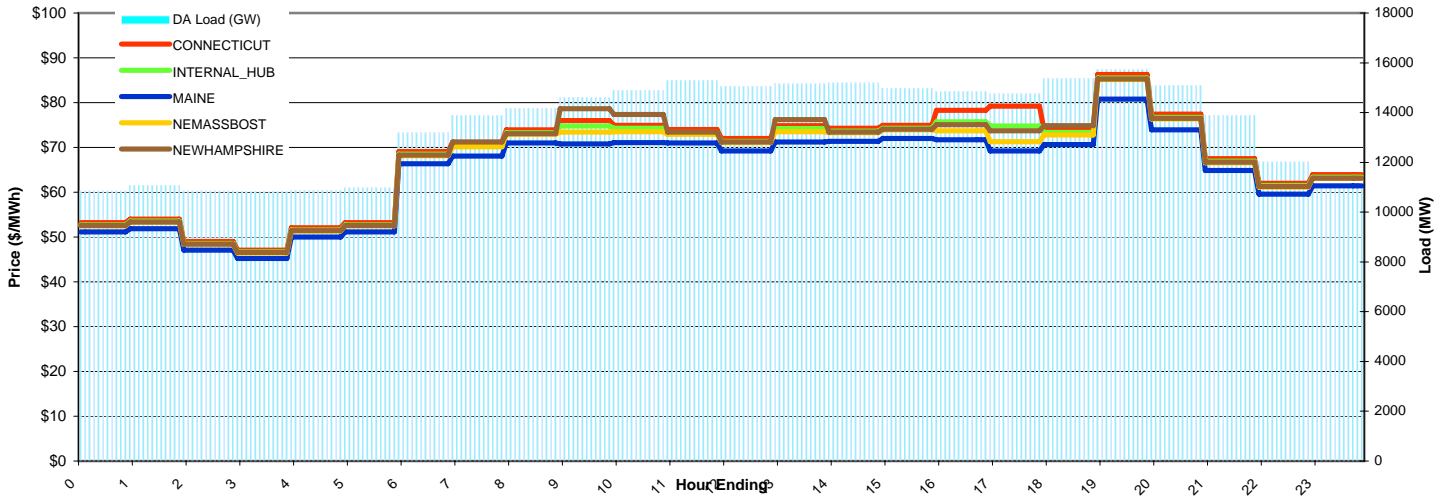
## Report for 09/25/2008

Price Color Codes:



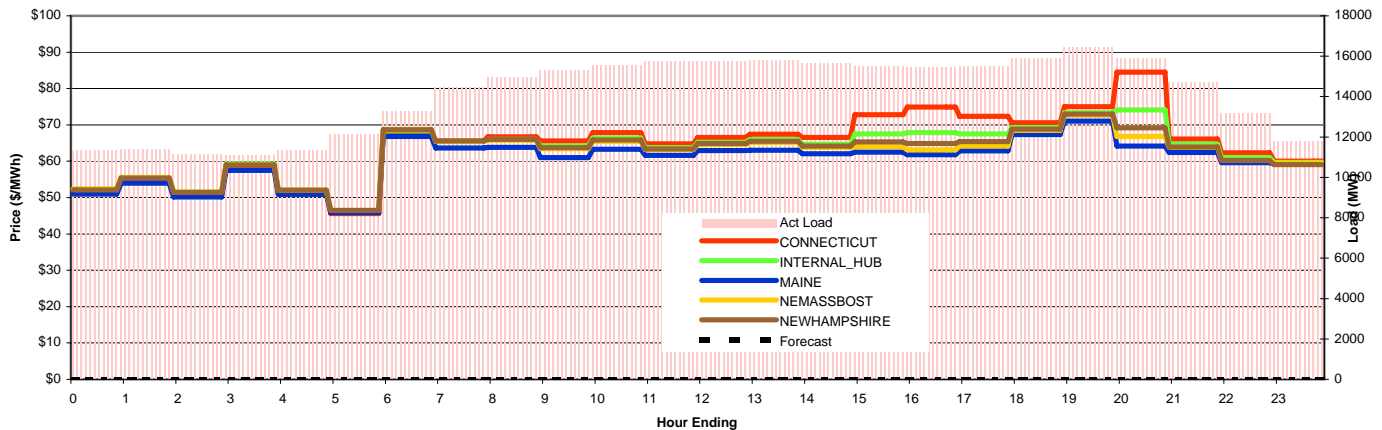
### Day-Ahead Prices and Cleared Load

	HE1	HE2	HE3	HE4	HE5	HE6	HE7	HE8	HE9	HE10	HE11	HE12	HE13	HE14	HE15	HE16	HE17	HE18	HE19	HE20	HE21	HE22	HE23	HE24	avg all/peak
CONNECTICUT	53.21	54.01	49.00	47.10	52.05	53.21	69.09	71.15	73.93	76.03	74.95	74.00	72.02	74.83	74.26	74.95	78.30	79.20	74.02	86.28	77.42	67.52	62.01	63.91	68 / 74
NEMASSBOST	52.49	53.28	48.34	46.46	51.34	52.49	68.15	70.12	72.93	73.45	73.52	72.96	71.04	73.52	73.26	73.93	73.75	71.32	72.81	85.12	76.37	66.6	61.17	63.05	67 / 73
NEWHAMPSHIRE	52.59	53.39	48.43	46.55	51.44	52.59	68.28	71.23	73.07	78.67	77.33	73.42	71.18	76.25	73.4	74.08	75.05	73.72	74.84	85.27	76.52	66.73	61.29	63.17	67 / 74
MAINE	51.12	51.89	47.07	45.24	50.00	51.11	66.37	68.07	71.02	70.82	71.07	71.01	69.18	71.23	71.34	72.00	71.71	69.22	70.64	80.77	73.94	64.86	59.57	61.41	65 / 70
INTERNAL_HUB	52.75	53.54	48.57	46.69	51.59	52.75	68.49	70.53	73.29	74.81	74.3	73.36	71.39	74.18	73.62	74.3	75.7	74.77	73.38	85.53	76.75	66.93	61.47	63.36	67 / 73
DA Load (GW)	10.9	11.1	10.8	10.8	10.9	11.0	13.2	13.9	14.2	14.6	14.9	15.3	15.1	15.2	15.2	15.0	14.8	14.8	15.4	15.8	15.1	13.9	12.0	11.1	



### Preliminary Real-Time Prices with Forecasted and Actual System Load

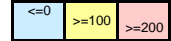
	HE1	HE2	HE3	HE4	HE5	HE6	HE7	HE8	HE9	HE10	HE11	HE12	HE13	HE14	HE15	HE16	HE17	HE18	HE19	HE20	HE21	HE22	HE23	HE24	avg all/peak
CONNECTICUT	52.02	55.16	51.17	58.79	51.60	45.64	67.62	65.62	66.71	65.54	67.85	64.83	66.51	67.47	66.54	72.80	74.91	72.33	70.60	74.96	84.53	66.13	62.31	60.02	65 / 69
NEMASSBOST	52.4	55.53	51.51	59.11	52.05	46.52	68.73	65.45	65.79	63.47	65.47	63.21	64.58	65.15	63.78	64.02	63.11	64.19	68.5	72.68	66.8	63.81	60.2	59.51	62 / 65
NEWHAMPSHIRE	52.12	55.4	51.43	59.01	52.02	46.52	68.62	65.61	65.99	63.72	65.83	63.37	64.88	65.46	64.2	65.35	64.92	65.42	68.84	72.97	69.16	63.9	60.21	59.11	62 / 66
MAINE	50.99	53.96	50.19	57.48	50.88	88.00	66.79	63.61	63.85	60.99	63.33	61.60	62.95	63.07	62.04	62.53	61.82	62.86	67.33	71.06	64.16	62.37	59.56	59.22	62 / 63
INTERNAL_HUB	52.28	55.56	51.58	59.2	52.08	46.42	68.39	65.43	66.05	64.19	66.33	63.74	65.24	65.91	64.66	67.53	67.91	67.48	69.25	73.35	74.08	64.74	60.97	59.67	63 / 67
Forecast	#REF!	#REF!	#REF!	#REF!	#REF!	#REF!	#REF!	#REF!	#REF!	#REF!	#REF!	#REF!	#REF!	#REF!	#REF!	#REF!	#REF!	#REF!	#REF!	#REF!	#REF!	#REF!	#REF!	#REF!	#REF!
(RT) - (DA Load)	0.49	0.32	0.31	0.26	0.45	1.16	0.07	0.59	0.79	0.71	0.67	0.47	0.68	0.64	0.45	0.53	0.61	0.73	0.55	0.70	0.79	0.83	1.15	0.74	



# ISO-NE Daily Report

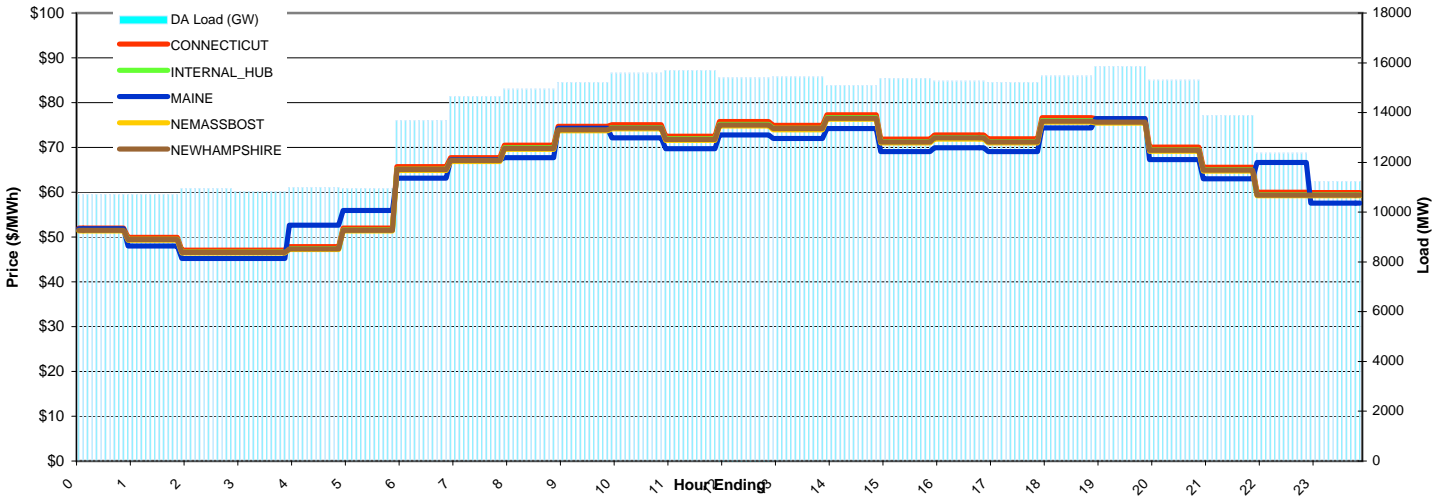
Report for 09/26/2008

Price Color Codes:



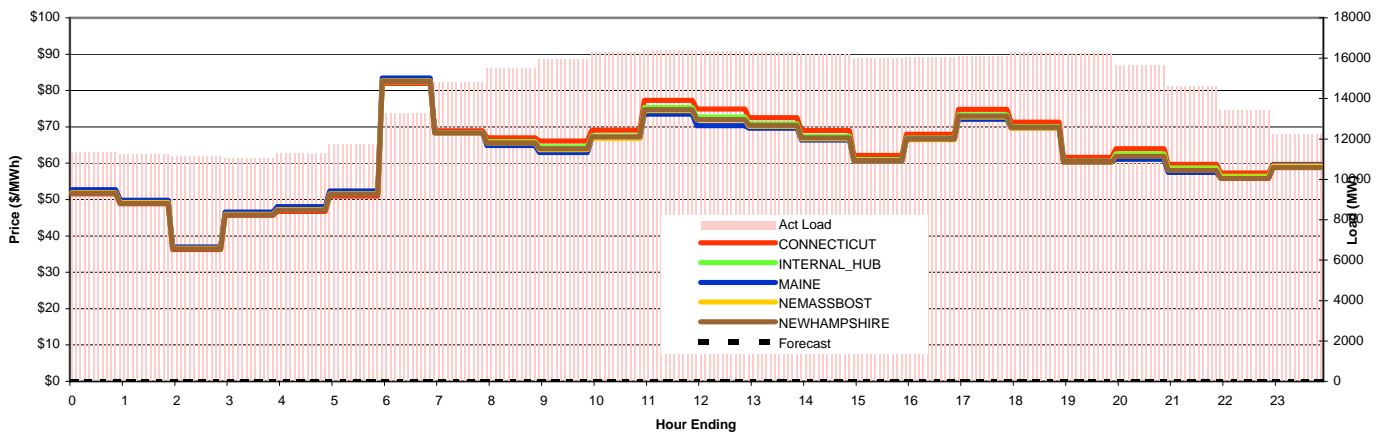
## Day-Ahead Prices and Cleared Load

	HE1	HE2	HE3	HE4	HE5	HE6	HE7	HE8	HE9	HE10	HE11	HE12	HE13	HE14	HE15	HE16	HE17	HE18	HE19	HE20	HE21	HE22	HE23	HE24	avg all/peak
CONNECTICUT	52.01	49.94	47.05	47.05	47.84	52.02	65.73	67.73	70.50	74.68	75.07	72.52	75.76	74.92	77.27	71.89	72.82	71.92	76.61	76.42	70.04	65.57	59.97	59.95	66 / 72
NEMASSBOST	51.35	49.31	46.45	46.45	47.22	51.35	64.89	66.86	69.6	73.73	74.12	71.6	74.8	73.96	76.28	70.97	71.89	71	75.64	75.44	69.15	64.74	59.19	59.18	65 / 71
NEWHAMPSHIRE	51.5	49.45	46.59	46.59	47.37	51.51	65.08	67.07	69.81	73.95	74.34	71.82	75.02	74.19	76.52	71.19	72.11	71.22	75.87	75.67	69.36	64.93	59.37	59.36	65 / 71
MAINE	51.86	47.99	45.21	45.21	52.66	55.95	63.14	67.21	67.73	74.30	72.14	69.68	72.80	71.98	74.24	69.07	69.96	69.10	74.37	76.46	67.29	63.00	66.67	57.60	64 / 70
INTERNAL_HUB	51.57	49.52	46.66	46.66	47.43	51.57	65.17	67.15	69.9	74.05	74.44	71.91	75.12	74.28	76.61	71.28	72.2	71.31	75.97	75.77	69.45	65.02	59.45	59.44	65 / 71
DA Load (GW)	10.7	10.7	11.0	10.8	11.0	11.0	13.7	14.7	15.0	15.2	15.6	15.7	15.4	15.4	15.1	15.4	15.3	15.2	15.5	15.9	15.3	13.9	12.4	11.2	



## Preliminary Real-Time Prices with Forecasted and Actual System Load

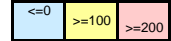
	HE1	HE2	HE3	HE4	HE5	HE6	HE7	HE8	HE9	HE10	HE11	HE12	HE13	HE14	HE15	HE16	HE17	HE18	HE19	HE20	HE21	HE22	HE23	HE24	avg all/peak
CONNECTICUT	51.62	48.83	36.31	45.67	46.72	50.94	81.92	68.97	67.03	66.08	69.11	77.26	74.92	72.53	69.02	62.16	67.97	74.78	71.28	61.61	64.00	59.68	57.35	59.69	63 / 68
NEMASSBOST	51.95	49.23	36.62	45.92	47.29	51.55	82.7	68.41	65.61	63.7	66.82	74.49	71.88	70.13	66.73	60.62	66.48	72.69	69.6	60.28	61.93	58.18	56.04	59.26	62 / 66
NEWHAMPSHIRE	51.75	48.96	36.42	45.76	47.1	51.38	82.47	68.32	65.6	63.98	67.25	74.76	72.04	70.42	66.98	60.76	66.67	72.94	69.92	60.32	61.88	58.03	55.81	58.79	62 / 66
MAINE	52.76	49.84	36.97	46.56	48.09	88.00	83.41	68.47	64.89	62.92	66.81	73.50	70.34	69.60	66.33	60.60	66.61	72.12	69.63	60.45	61.12	57.50	56.00	59.49	63 / 65
INTERNAL_HUB	51.97	49.3	36.7	46.06	47.33	51.54	82.42	68.41	65.95	64.5	67.53	75.35	72.75	70.86	67.42	61.01	66.87	73.37	70.08	60.59	62.57	58.69	56.41	59.42	62 / 66
Forecast	#REF!	#REF!	#REF!	#REF!	#REF!	#REF!	#REF!	#REF!	#REF!	#REF!	#REF!	#REF!	#REF!	#REF!	#REF!	#REF!	#REF!	#REF!	#REF!	#REF!	#REF!	#REF!	#REF!	#REF!	#REF!
(RT) - (DA Load)	0.62	0.51	0.22	0.22	0.33	0.79	-0.41	0.14	0.55	0.73	0.71	0.70	0.95	0.86	1.09	0.65	0.78	0.89	0.80	0.38	0.33	0.72	1.03	0.97	



# ISO-NE Daily Report

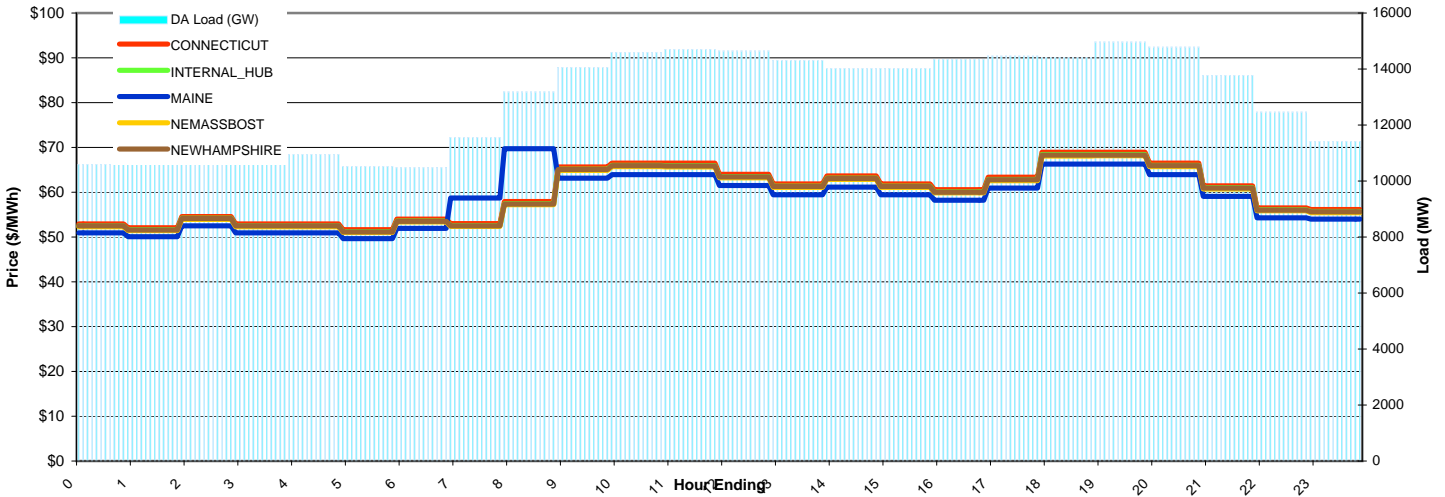
## Report for 09/27/2008

Price Color Codes:



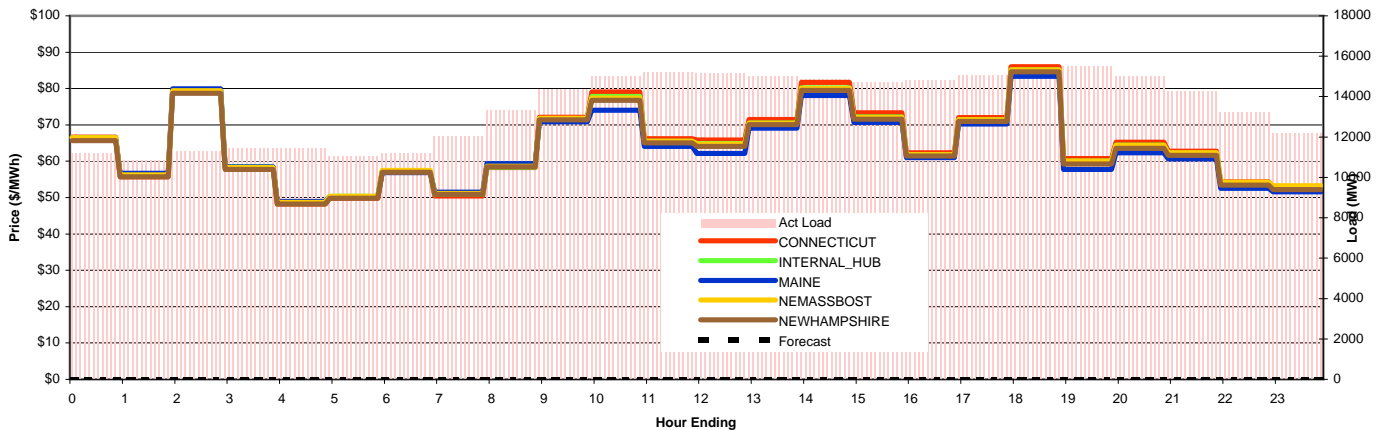
### Day-Ahead Prices and Cleared Load

	HE1	HE2	HE3	HE4	HE5	HE6	HE7	HE8	HE9	HE10	HE11	HE12	HE13	HE14	HE15	HE16	HE17	HE18	HE19	HE20	HE21	HE22	HE23	HE24	avg all/peak
CONNECTICUT	52.95	52.04	54.60	52.94	52.94	51.63	53.98	52.99	57.91	65.64	66.50	66.47	63.98	61.84	63.63	61.85	60.56	63.37	68.94	68.94	66.50	61.46	56.52	56.13	60 / 63
NEMASSBOST	52.31	51.42	53.95	52.3	52.31	51	53.34	52.34	57.18	64.85	65.7	65.67	63.2	61.09	62.85	61.09	59.83	62.6	68.1	68.11	65.7	60.72	55.83	55.46	59 / 62
NEWHAMPSHIRE	52.48	51.58	54.12	52.47	52.47	51.17	53.51	52.51	57.38	65.06	65.91	65.88	63.41	61.29	63.06	61.29	60.02	62.81	68.32	68.32	65.91	60.91	56.01	55.64	59 / 62
MAINE	50.91	50.04	52.51	50.91	50.91	49.64	51.91	58.75	69.70	63.11	63.93	63.90	61.50	59.44	61.16	59.44	58.21	60.91	66.28	66.27	63.93	59.08	54.32	53.98	58 / 62
INTERNAL_HUB	52.53	51.64	54.18	52.53	52.53	51.22	53.56	52.57	57.44	65.13	65.98	65.95	63.48	61.36	63.13	61.36	60.09	62.87	68.4	68.4	65.98	60.98	56.08	55.7	59 / 62
DA Load (GW)	10.6	10.6	11.0	10.9	11.0	10.5	10.5	11.6	13.2	14.1	14.6	14.7	14.7	14.3	14.0	14.0	14.3	14.5	14.4	15.0	14.8	13.8	12.5	11.4	



### Preliminary Real-Time Prices with Forecasted and Actual System Load

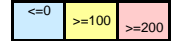
	HE1	HE2	HE3	HE4	HE5	HE6	HE7	HE8	HE9	HE10	HE11	HE12	HE13	HE14	HE15	HE16	HE17	HE18	HE19	HE20	HE21	HE22	HE23	HE24	avg all/peak
CONNECTICUT	66.61	55.69	79.13	58.17	48.26	49.80	57.01	50.43	58.24	72.13	79.06	66.24	65.85	71.48	81.67	73.35	62.33	72.01	86.03	60.73	65.27	62.77	54.29	53.02	65 / 68
NEMASSBOST	66.42	56.22	79.36	58.24	48.7	50.36	57.47	51.12	58.6	71.81	77.4	65.5	64.69	70.43	79.98	71.97	61.78	71.38	85.11	60.06	64.37	62.31	54.24	53.24	64 / 67
NEWHAMPSHIRE	65.68	55.68	78.74	57.78	48.28	49.84	56.98	50.85	58.49	71.38	76.78	65.04	64.11	70.05	79.49	71.57	61.41	70.96	84.59	59.22	63.6	61.66	53.43	52.19	64 / 66
MAINE	66.01	56.68	79.93	58.46	48.94	88.00	56.89	51.50	59.31	70.86	74.05	64.10	62.11	69.10	78.08	70.69	61.01	70.23	83.40	57.73	62.36	60.63	52.55	51.60	65 / 65
INTERNAL_HUB	66.46	56.08	79.56	58.48	48.8	50.33	57.34	50.85	58.39	71.76	77.78	65.47	64.87	70.47	80.22	72.2	61.8	71.36	85.09	60.04	64.43	62.27	54.12	53.06	64 / 67
Forecast	#REF!	#REF!	#REF!	#REF!	#REF!	#REF!	#REF!	#REF!	#REF!	#REF!	#REF!	#REF!	#REF!	#REF!	#REF!	#REF!	#REF!	#REF!	#REF!	#REF!	#REF!	#REF!	#REF!	#REF!	#REF!
(RT) - (DA Load)	0.59	0.19	0.32	0.55	0.51	0.55	0.71	0.48	0.14	0.29	0.41	0.52	0.53	0.71	0.81	0.71	0.48	0.62	1.02	0.54	0.26	0.48	0.77	0.77	



# ISO-NE Daily Report

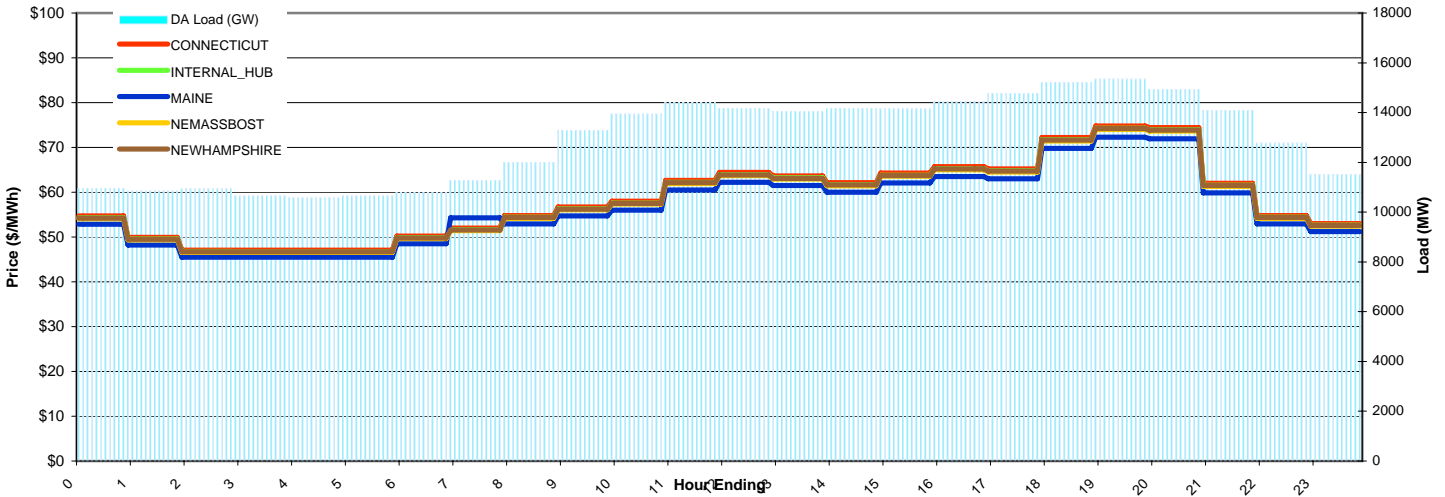
## Report for 09/28/2008

Price Color Codes:



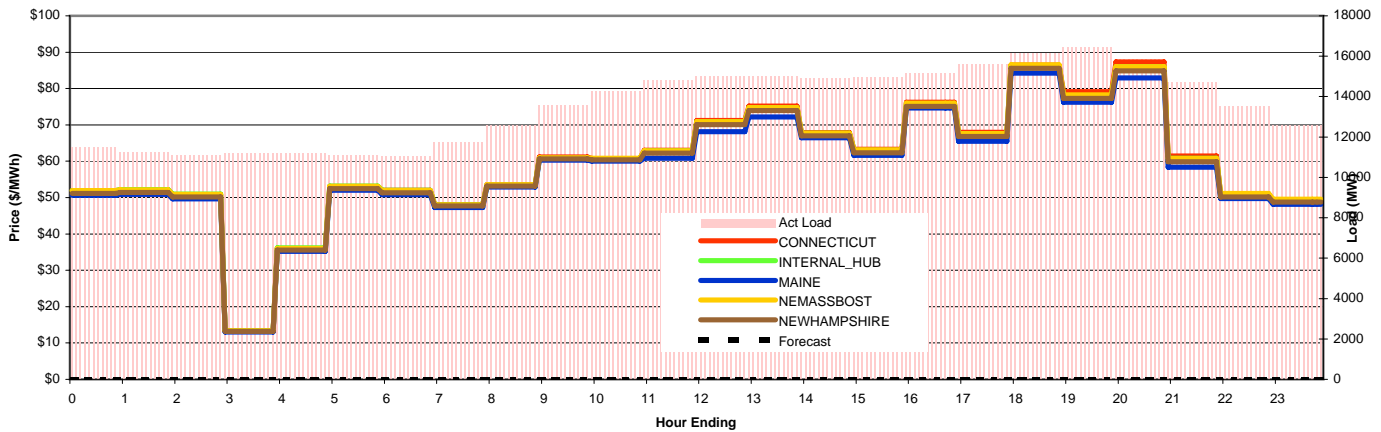
### Day-Ahead Prices and Cleared Load

	HE1	HE2	HE3	HE4	HE5	HE6	HE7	HE8	HE9	HE10	HE11	HE12	HE13	HE14	HE15	HE16	HE17	HE18	HE19	HE20	HE21	HE22	HE23	HE24	avg all/peak
CONNECTICUT	54.69	49.92	47.09	47.08	47.08	47.08	50.23	52.00	54.79	56.69	58.01	62.67	64.43	63.64	62.14	64.26	65.75	65.25	72.23	74.82	74.46	62.00	54.79	53.01	59 / 63
NEMASSBOST	54.08	49.35	46.56	46.55	46.55	46.55	49.67	51.41	54.17	56.05	57.36	61.96	63.7	62.92	61.44	63.54	65.01	64.51	71.42	73.98	73.62	61.3	54.17	52.41	58 / 62
NEWHAMPSHIRE	54.23	49.49	46.7	46.68	46.68	46.68	49.81	51.56	54.33	56.21	57.52	62.14	63.89	63.1	61.62	63.72	65.2	64.7	71.62	74.2	73.83	61.48	54.33	52.56	58 / 62
MAINE	52.84	48.21	45.49	45.47	45.48	45.47	48.53	54.27	52.92	54.75	56.03	60.53	62.24	61.47	60.02	62.08	63.52	63.02	69.78	72.29	71.93	59.88	52.92	51.21	57 / 61
INTERNAL_HUB	54.3	49.56	46.76	46.74	46.74	46.74	49.87	51.62	54.4	56.28	57.6	62.21	63.96	63.18	61.69	63.8	65.28	64.78	71.71	74.29	73.92	61.55	54.4	52.63	58 / 63
DA Load (GW)	11.0	10.8	10.9	10.7	10.6	10.7	10.8	11.3	12.0	13.3	14.0	14.4	14.2	14.1	14.2	14.2	14.4	14.8	15.2	15.4	14.9	14.1	12.8	11.5	



### Preliminary Real-Time Prices with Forecasted and Actual System Load

	HE1	HE2	HE3	HE4	HE5	HE6	HE7	HE8	HE9	HE10	HE11	HE12	HE13	HE14	HE15	HE16	HE17	HE18	HE19	HE20	HE21	HE22	HE23	HE24	avg all/peak
CONNECTICUT	51.92	52.12	50.72	13.32	35.99	53.05	52.06	48.07	53.48	61.22	60.70	63.00	71.22	75.18	67.88	63.31	76.23	67.97	86.43	79.12	87.29	61.45	50.67	49.16	60 / 67
NEMASSBOST	51.94	52.15	50.88	13.36	36.04	53.1	51.93	48.01	53.51	60.95	60.8	62.89	70.87	74.7	67.7	63.09	75.93	67.64	86.54	78.29	86.03	60.76	51.12	49.52	59 / 67
NEWHAMPSHIRE	51.11	51.41	50.2	13.18	35.55	52.47	51.33	47.67	53.16	60.61	60.43	62.27	70.11	73.91	67	62.34	75.12	66.8	85.57	77.33	84.87	59.87	50.22	48.75	59 / 66
MAINE	50.66	50.87	49.68	13.04	35.23	88.00	50.83	47.23	52.93	60.31	60.06	60.79	68.16	72.20	66.48	61.66	74.62	65.47	84.28	76.26	82.91	58.37	49.75	48.15	59 / 65
INTERNAL_HUB	51.92	52.21	50.95	13.39	36.15	53.19	51.99	48	53.39	60.86	60.67	62.86	70.88	74.76	67.66	63.05	75.88	67.57	86.23	78.1	86.02	60.86	50.9	49.4	59 / 67
Forecast	#REF!	#REF!	#REF!	#REF!	#REF!	#REF!	#REF!	#REF!	#REF!	#REF!	#REF!	#REF!	#REF!	#REF!	#REF!	#REF!	#REF!	#REF!	#REF!	#REF!	#REF!	#REF!	#REF!	#REF!	#REF!
(RT) - (DA Load)	0.54	0.39	0.18	0.56	0.62	0.43	0.29	0.47	0.59	0.29	0.34	0.37	0.85	0.99	0.75	0.80	0.75	0.80	0.92	1.10	0.95	0.65	0.77	1.08	



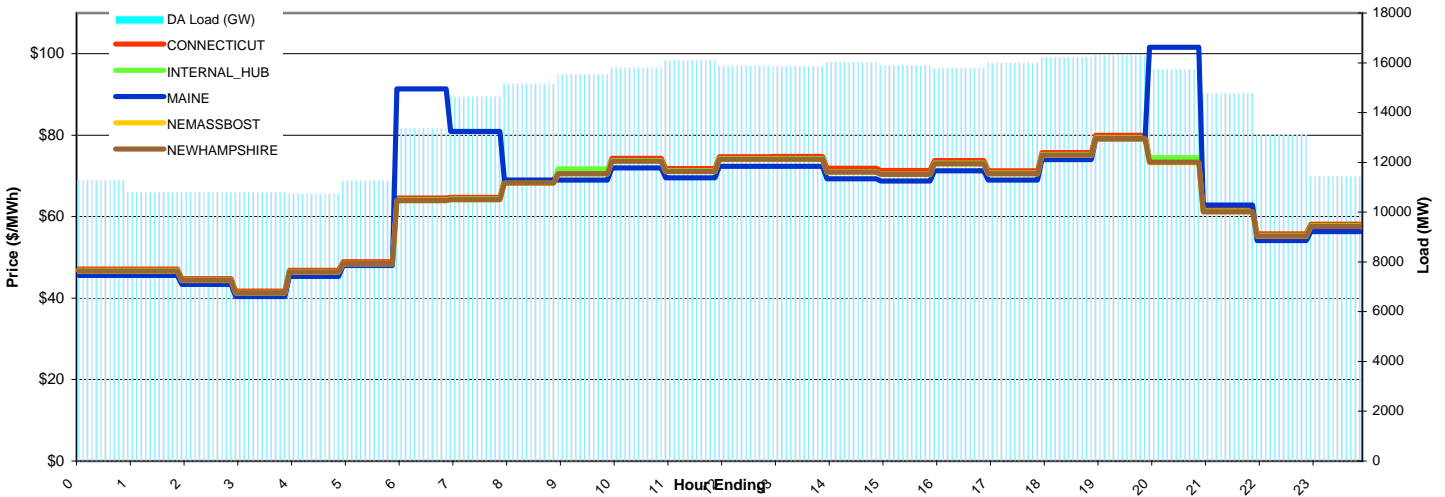
# ISO-NE Daily Report

## Report for 09/29/2008

Price Color Codes: ≤0 ≥100 ≥200

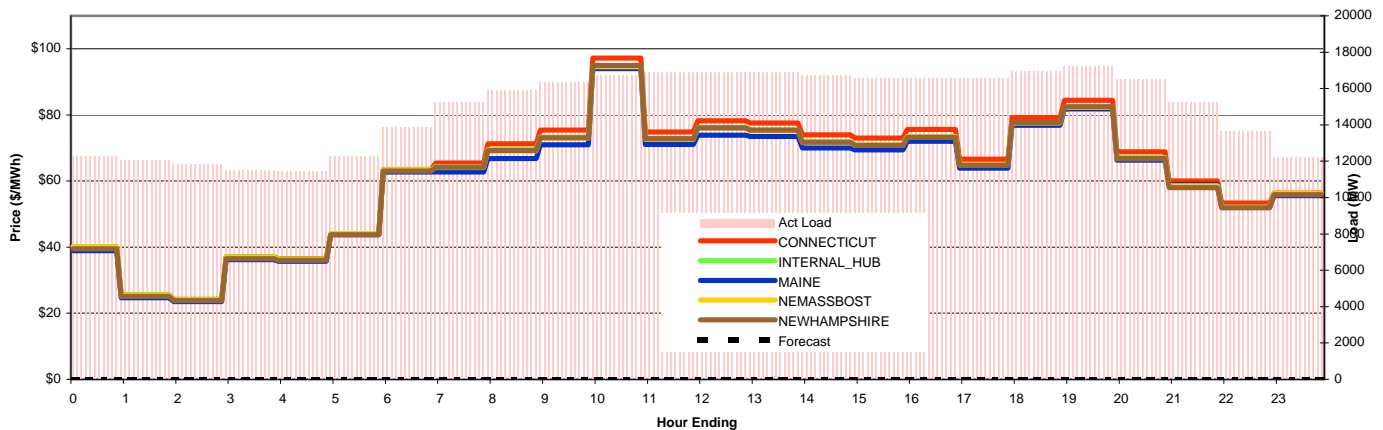
### Day-Ahead Prices and Cleared Load

	HE1	HE2	HE3	HE4	HE5	HE6	HE7	HE8	HE9	HE10	HE11	HE12	HE13	HE14	HE15	HE16	HE17	HE18	HE19	HE20	HE21	HE22	HE23	HE24	avg all/peak
CONNECTICUT	47.11	47.11	44.77	41.71	46.86	48.93	64.60	64.78	68.93	71.33	74.32	71.80	74.76	74.77	71.88	71.35	73.77	71.24	75.78	80.00	74.15	61.79	55.77	58.16	64 / 71
NEMASSBOST	46.62	46.62	44.31	41.27	46.37	48.42	63.9	64.09	68.21	70.51	73.55	71.06	73.98	73.99	70.84	70.29	72.88	70.5	75	79.08	73.26	61.15	55.19	57.56	63 / 70
NEWHAMPSHIRE	46.68	46.68	44.36	41.32	46.42	48.48	63.98	64.17	68.3	70.59	73.64	71.14	74.07	74.08	70.92	70.37	72.96	70.58	75.09	79.17	73.35	61.22	55.25	57.63	63 / 70
MAINE	45.61	45.61	43.35	40.38	45.37	48.03	91.38	80.93	69.01	68.98	71.96	69.51	72.38	72.39	69.30	68.76	71.29	68.96	74.00	79.00	101.56	62.85	54.15	56.31	65 / 72
INTERNAL_HUB	46.79	46.79	44.46	41.42	46.53	48.59	64.13	64.32	68.45	71.71	73.81	71.3	74.24	74.25	71.06	70.51	73.12	70.74	75.26	79.34	74.48	61.36	55.38	57.76	64 / 71
DA Load (GW)	11.3	10.8	10.8	10.8	10.7	11.3	13.4	14.6	15.2	15.5	15.8	16.1	15.9	15.9	16.0	15.9	15.8	16.0	16.2	16.3	15.7	14.8	13.1	11.4	



### Preliminary Real-Time Prices with Forecasted and Actual System Load

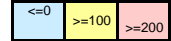
	HE1	HE2	HE3	HE4	HE5	HE6	HE7	HE8	HE9	HE10	HE11	HE12	HE13	HE14	HE15	HE16	HE17	HE18	HE19	HE20	HE21	HE22	HE23	HE24	avg all/peak
CONNECTICUT	40.12	25.53	24.19	37.13	36.50	43.85	63.48	65.49	71.30	75.39	97.18	74.83	78.26	77.56	73.95	72.98	75.58	66.65	79.21	84.45	68.81	60.07	53.32	56.38	63 / 73
NEMASSBOST	40.1	25.42	24.02	36.9	36.35	44.09	63.4	64.13	69.17	73.05	94.59	72.64	76.03	75.28	71.66	70.76	73.27	64.85	77.61	82.31	66.83	58.62	52.11	56.24	61 / 71
NEWHAMPSHIRE	39.55	25.09	23.78	36.53	36.02	43.78	63.03	64.16	69.19	73.13	94.96	72.86	76.13	75.4	71.73	70.8	73.24	64.82	77.75	82.5	66.84	57.99	51.91	55.84	61 / 71
MAINE	38.94	24.66	23.49	36.22	35.73	88.00	62.74	62.79	66.86	70.98	94.04	71.05	73.93	73.52	70.03	69.47	72.02	63.87	76.88	81.87	66.33	58.94	52.10	55.55	62 / 70
INTERNAL_HUB	40.16	25.52	24.15	37.05	36.44	44.08	63.44	64.41	69.53	73.33	94.71	72.79	76.18	75.4	71.89	70.98	73.54	64.97	77.61	82.38	67.07	58.86	52.23	56.05	61 / 72
Forecast	#REF!	#REF!	#REF!	#REF!	#REF!	#REF!	#REF!	#REF!	#REF!	#REF!	#REF!	#REF!	#REF!	#REF!	#REF!	#REF!	#REF!	#REF!	#REF!	#REF!	#REF!	#REF!	#REF!	#REF!	#REF!
(RT) - (DA Load)	1.01	1.28	1.03	0.70	0.74	1.01	0.48	0.60	0.73	0.84	0.95	0.80	1.04	1.04	0.71	0.67	0.77	0.59	0.74	0.95	0.79	0.48	0.52	0.77	



# ISO-NE Daily Report

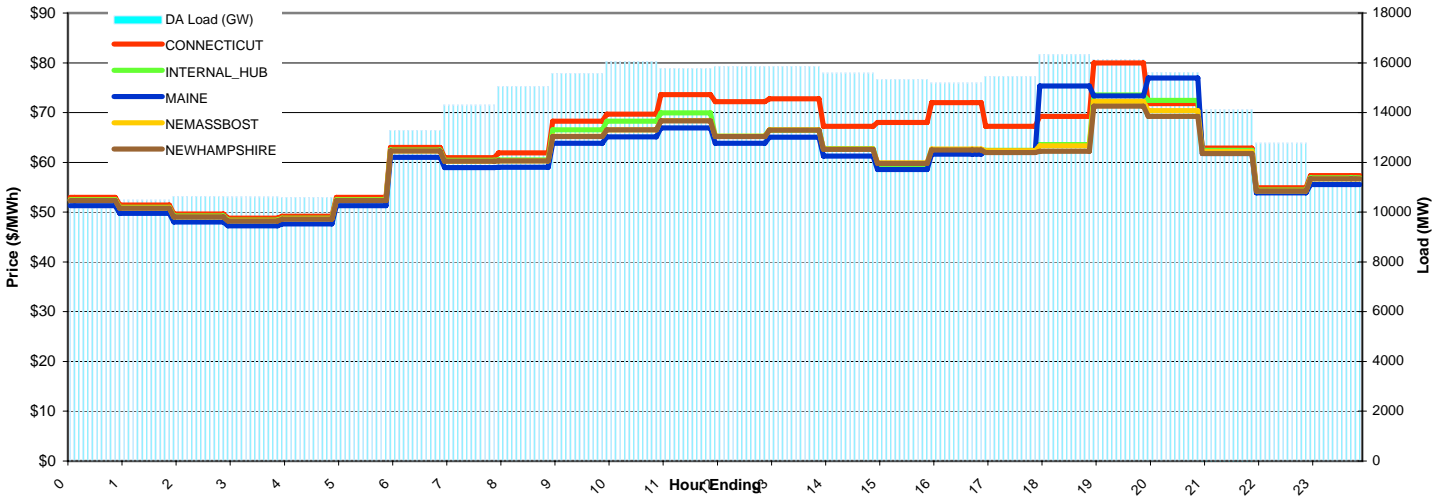
## Report for 09/30/2008

Price Color Codes:



### Day-Ahead Prices and Cleared Load

	HE1	HE2	HE3	HE4	HE5	HE6	HE7	HE8	HE9	HE10	HE11	HE12	HE13	HE14	HE15	HE16	HE17	HE18	HE19	HE20	HE21	HE22	HE23	HE24	avg all/peak
CONNECTICUT	52.96	51.40	49.63	48.80	49.20	52.96	63.01	60.95	61.92	68.28	69.69	73.60	72.20	72.76	67.27	68.03	72.00	67.26	69.24	80.00	71.82	62.90	54.89	57.37	63 / 68
NEMASSBOST	52.37	50.83	49.07	48.26	48.65	52.37	62.3	60.26	60.3	65.22	66.56	68.42	65.28	66.56	62.66	59.94	62.65	62.38	63.33	72.27	70.41	62.18	54.27	56.73	60 / 64
NEWHAMPSHIRE	52.35	50.81	49.05	48.24	48.63	52.35	62.28	60.24	60.28	65.18	66.51	68.32	65.16	66.46	62.61	59.8	62.46	61.96	62.21	71.28	69.21	61.78	54.25	56.71	60 / 64
MAINE	51.27	49.76	48.04	47.24	47.62	51.27	60.98	58.98	59.01	63.82	65.12	66.90	63.81	65.07	61.28	58.56	61.64	62.32	75.37	73.33	76.93	61.75	53.88	55.53	60 / 64
INTERNAL_HUB	52.54	51	49.23	48.41	48.81	52.54	62.51	60.46	60.51	66.56	68.25	69.92	65.22	66.5	62.73	59.6	62.33	62.43	63.57	73.53	72.42	62.39	54.45	56.92	61 / 64
DA Load (GW)	10.2	10.5	10.6	10.6	10.6	10.5	13.3	14.3	15.1	15.6	16.1	15.8	15.9	15.9	15.6	15.3	15.2	15.5	16.3	16.2	15.6	14.1	12.8	11.5	



### Preliminary Real-Time Prices with Forecasted and Actual System Load

	HE1	HE2	HE3	HE4	HE5	HE6	HE7	HE8	HE9	HE10	HE11	HE12	HE13	HE14	HE15	HE16	HE17	HE18	HE19	HE20	HE21	HE22	HE23	HE24	avg all/peak
CONNECTICUT	58.33	67.96	55.38	47.09	50.60	49.53	73.32	64.26	66.64	67.14	70.22	73.26	67.32	70.44	68.44	62.63	65.98	63.16	62.91	71.59	73.15	58.24	53.37	52.59	63 / 66
NEMASSBOST	58.49	68.01	55.64	47.52	51.42	50.59	74.51	63.55	65.58	65.92	68.93	71.73	65.57	68.67	66.58	60.92	64.25	61.96	62.05	70.17	71.25	57.21	52.32	52.32	62 / 65
NEWHAMPSHIRE	58.2	67.69	55.46	47.39	51.34	50.6	74.89	64.2	66.42	66.66	69.53	72.3	66.05	69.17	67.02	61.15	64.47	62.25	62.23	70.33	71.62	57.19	52.02	51.69	62 / 65
MAINE	57.73	66.67	54.78	47.01	51.51	88.00	75.60	63.51	66.02	66.94	69.37	71.80	64.96	68.24	66.33	60.30	63.80	62.06	62.04	69.21	70.21	56.28	51.72	51.62	64 / 65
INTERNAL_HUB	58.28	68.02	55.73	47.57	51.37	50.35	74.18	63.68	65.73	65.95	68.76	71.59	65.55	68.63	66.63	60.96	64.29	61.91	61.91	70.03	71.38	57.26	52.28	52.11	62 / 65
Forecast	#REF!	#REF!	#REF!	#REF!	#REF!	#REF!	#REF!	#REF!	#REF!	#REF!	#REF!	#REF!	#REF!	#REF!	#REF!	#REF!	#REF!	#REF!	#REF!	#REF!	#REF!	#REF!	#REF!	#REF!	#REF!
(RT) - (DA Load)	1.06	0.87	1.02	0.96	0.97	1.11	0.11	0.41	0.28	0.17	0.04	0.44	0.35	0.44	0.62	0.73	0.82	0.60	0.22	0.75	0.64	0.90	0.69	0.52	

