



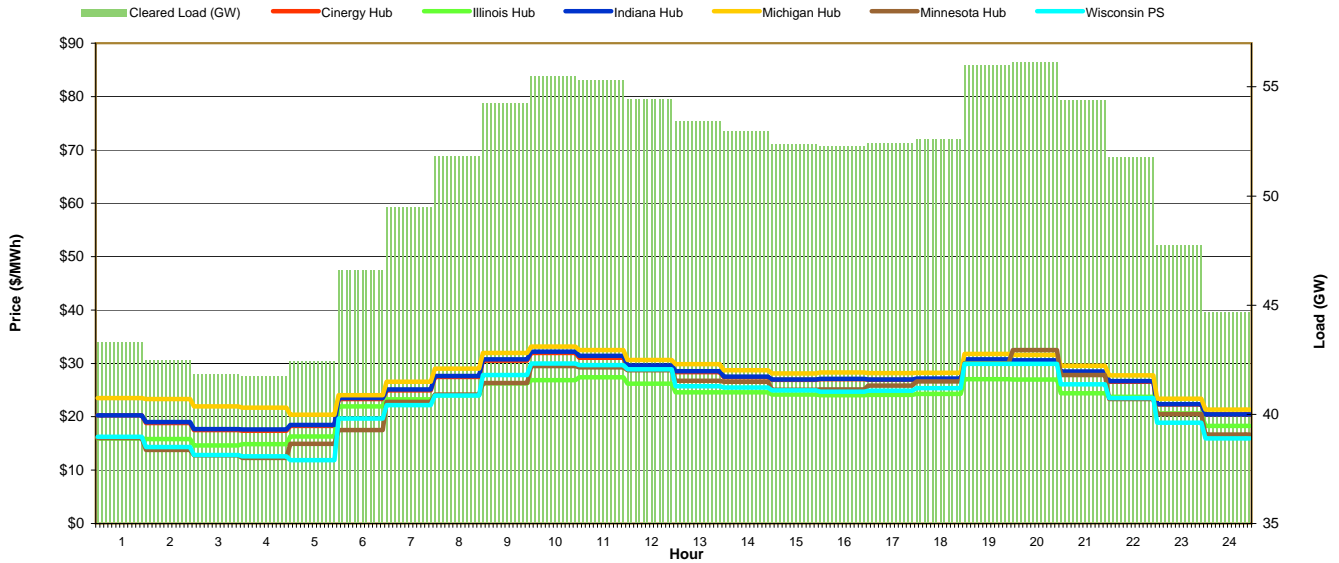
MISO Daily Report

Saturday October 1, 2011

Price	<=0	>=100	>=200
Forecast Error %	0-4.9%	5-9.9%	>=10%

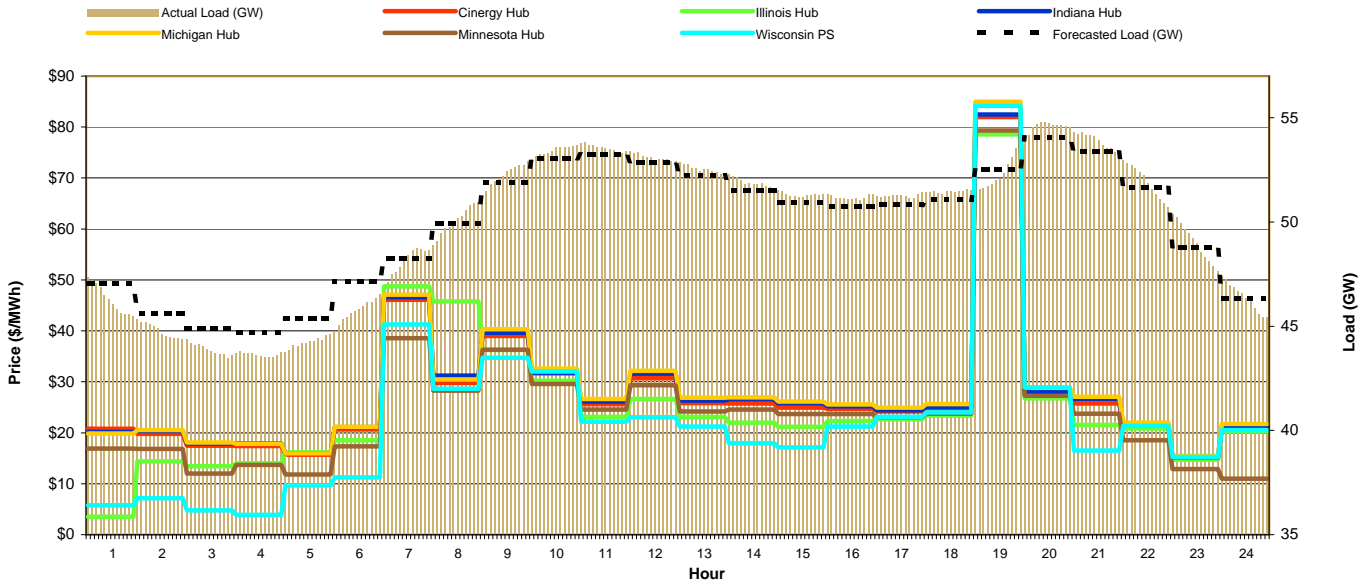
Day-Ahead Prices and Cleared Load

Hour Ending:																									Avg. Hr \$	
	1	2	3	4	5	6	7	8	9	10	11	12	13	14	15	16	17	18	19	20	21	22	23	24	All	On Pk
Cinergy Hub	20.29	18.85	17.51	17.37	18.26	23.34	24.96	27.49	30.52	31.93	31.06	29.39	28.36	27.41	26.92	27.04	26.92	27.06	30.48	30.29	28.35	26.57	22.28	20.44	25.55	28.25
Illinois Hub	15.92	15.82	14.66	14.86	16.30	21.96	23.29	24.02	26.28	26.89	27.42	26.19	24.59	24.61	24.14	24.04	24.12	24.27	27.06	27.01	24.41	23.77	20.60	18.27	22.52	24.96
Indiana Hub	20.24	19.02	17.70	17.60	18.45	23.48	25.11	27.65	30.77	32.20	31.39	29.62	28.55	27.53	27.01	27.12	27.01	27.16	30.75	30.57	28.48	26.68	22.35	20.45	25.70	28.43
Michigan Hub	23.51	23.31	21.97	21.73	20.36	24.05	26.57	29.03	31.97	33.17	32.50	30.64	29.84	28.71	28.12	28.28	28.17	28.25	31.77	31.58	29.56	27.78	23.38	21.32	27.32	29.55
Minnesota Hub	15.98	13.79	12.79	12.29	14.94	17.48	22.78	24.18	26.31	29.49	29.27	28.75	26.72	26.56	25.04	25.10	25.83	26.62	30.05	32.47	27.83	23.33	20.52	16.68	23.12	26.75
Wisconsin PS	16.26	14.33	12.85	12.60	11.85	19.64	22.19	23.96	27.82	29.98	29.69	28.89	25.72	25.51	24.95	24.73	24.90	25.37	29.93	29.93	26.07	23.48	18.92	15.92	22.73	26.24
Cleared Load (GW)	43.3	42.5	41.8	41.8	42.4	46.6	49.5	51.8	54.2	55.5	55.3	54.4	53.4	53.0	52.4	52.3	52.4	52.6	56.0	56.1	54.4	51.8	47.8	4.5		



Preliminary Real-Time Prices with Forecasted and Actual System Load

Hour Ending:																									Avg. Hr \$	
	1	2	3	4	5	6	7	8	9	10	11	12	13	14	15	16	17	18	19	20	21	22	23	24	All	On Pk
Cinergy Hub	20.81	19.77	17.43	17.37	15.70	20.69	46.10	29.76	39.02	31.64	25.64	30.74	25.80	25.77	24.96	24.71	24.17	24.81	81.99	27.82	25.74	21.37	15.10	20.96	27.41	29.94
Illinois Hub	3.53	14.38	13.46	14.01	16.16	18.53	48.71	45.78	36.27	30.23	23.11	26.61	23.09	21.96	21.19	22.32	22.68	23.38	78.56	26.76	21.54	20.85	14.69	20.35	25.34	28.69
Indiana Hub	20.14	20.32	17.88	17.89	15.95	21.08	46.59	31.20	39.64	31.80	26.10	31.56	26.32	26.55	25.74	25.18	24.44	25.07	82.46	27.99	26.64	21.53	15.20	21.11	27.85	30.46
Michigan Hub	19.83	20.54	18.07	17.81	15.97	21.15	47.11	30.48	40.30	32.61	26.64	32.15	26.91	26.95	26.10	25.59	24.94	25.64	84.99	28.80	27.06	21.99	15.46	21.73	28.28	31.04
Minnesota Hub	16.87	16.81	11.97	13.69	11.83	17.31	38.56	28.26	36.31	29.56	24.55	29.35	24.17	24.54	23.70	23.70	23.04	23.77	79.32	27.28	23.74	18.50	12.88	10.96	24.61	28.29
Wisconsin PS	5.80	7.13	4.80	3.88	9.70	11.26	41.25	28.67	34.71	32.01	22.16	23.04	21.26	17.95	17.18	21.24	23.13	23.99	84.16	28.87	16.54	21.38	15.26	20.53	22.33	26.97
Forecasted Load (GW)	47.1	45.6	44.9	44.7	45.3	47.1	48.2	49.9	51.9	53.1	53.3	52.9	52.2	51.5	51.0	50.7	50.8	51.1	52.5	54.1	53.4	51.6	48.8	46.3		
Forecast Error %	-1.7%	-1.8%	-2.3%	-2.4%	-2.5%	-3.0%	-0.4%	0.3%	0.6%	0.7%	0.6%	0.4%	0.6%	0.7%	0.7%	0.8%	0.8%	0.8%	-0.4%	1.0%	1.0%	0.6%	0.6%	0.1%		





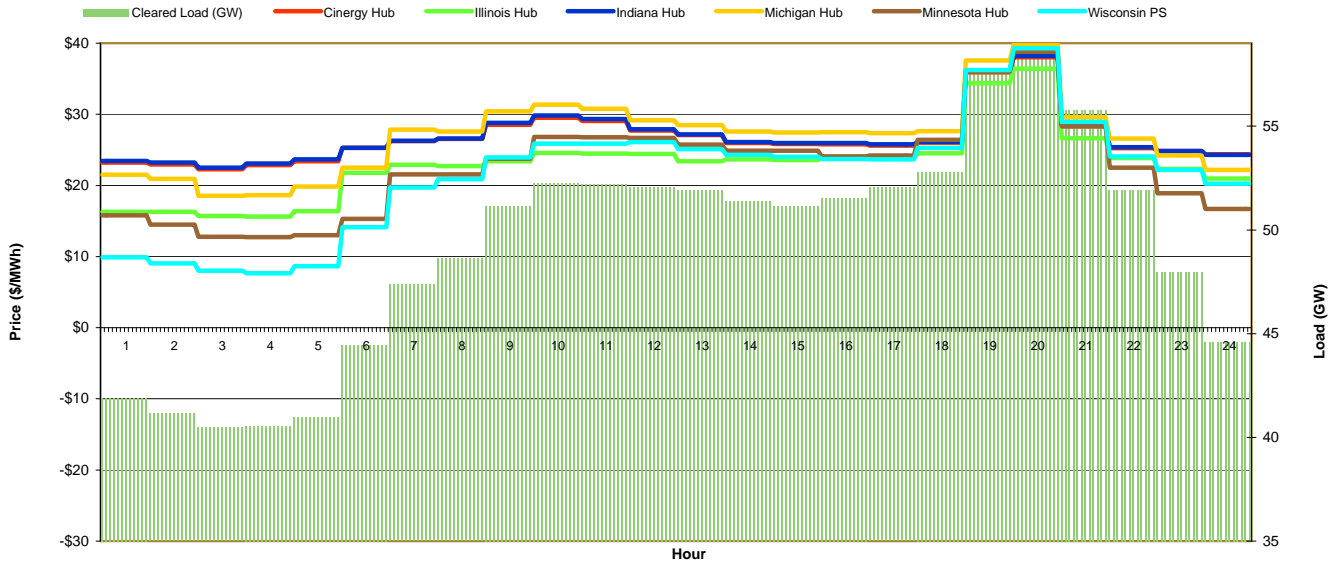
MISO Daily Report

Sunday October 2, 2011

Price	<=0	>=100	>=200
Forecast Error %	0-4.9%	5-9.9%	>=10%

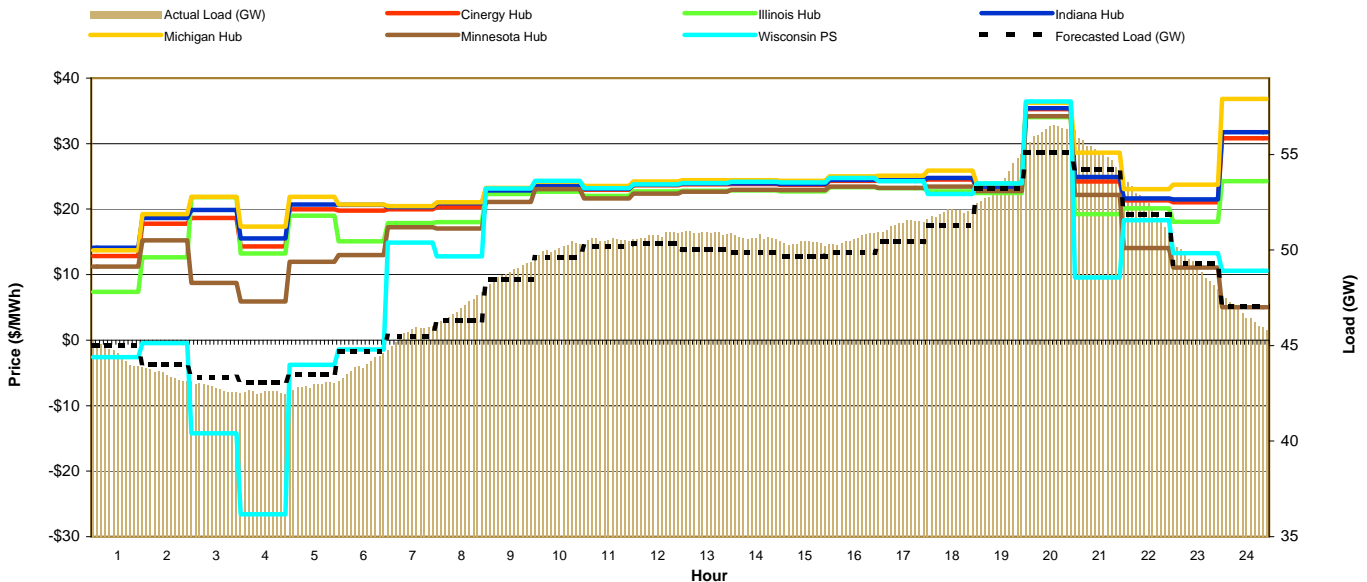
Day-Ahead Prices and Cleared Load

Hour Ending:																									Avg. Hr \$	
	1	2	3	4	5	6	7	8	9	10	11	12	13	14	15	16	17	18	19	20	21	22	23	24	All	On Pk
Cinergy Hub	23.20	22.95	22.27	22.84	23.42	25.31	26.25	26.55	28.54	29.52	29.07	27.74	27.10	25.98	25.82	25.79	25.61	26.03	35.90	38.00	28.37	25.25	24.83	24.38	26.70	28.13
Illinois Hub	16.30	16.28	15.71	15.60	16.38	21.80	22.92	22.73	23.41	24.56	24.49	24.45	23.42	23.65	23.57	24.06	23.94	24.53	34.38	36.39	26.62	23.83	22.34	20.96	23.01	25.40
Indiana Hub	23.44	23.22	22.52	23.07	23.67	25.27	26.27	26.61	28.79	29.85	29.35	27.89	27.19	26.10	25.95	25.97	25.79	26.15	36.10	38.21	28.49	25.40	24.86	24.32	26.85	28.29
Michigan Hub	21.53	20.94	18.56	18.64	19.86	22.52	27.86	27.57	30.44	31.36	30.79	29.14	28.47	27.58	27.44	27.49	27.34	27.65	37.59	39.80	29.59	26.61	24.22	22.20	26.88	29.57
Minnesota Hub	15.81	14.51	12.80	12.76	13.00	15.28	21.56	21.55	23.76	26.81	26.77	26.68	25.76	24.90	24.87	24.08	24.21	26.42	36.01	38.77	28.32	22.48	18.88	16.68	22.61	26.27
Wisconsin PS	9.92	9.06	8.03	7.66	8.63	14.13	19.70	20.88	23.96	25.86	25.87	26.08	25.13	24.32	24.01	23.73	23.67	25.29	36.20	39.27	28.95	24.07	22.21	20.23	21.53	26.22
Cleared Load (GW)	41.9	41.1	40.5	40.5	41.0	44.5	47.4	48.6	51.2	52.2	52.2	52.1	51.9	51.4	51.1	51.6	52.0	52.8	57.6	58.7	55.8	51.9	48.0	4.5		



Preliminary Real-Time Prices with Forecasted and Actual System Load

Hour Ending:																									Avg. Hr \$	
	1	2	3	4	5	6	7	8	9	10	11	12	13	14	15	16	17	18	19	20	21	22	23	24	All	On Pk
Cinergy Hub	12.84	17.75	18.67	14.33	19.95	19.77	19.99	20.29	22.73	23.61	22.97	23.63	23.80	23.82	23.68	24.34	24.32	24.50	23.29	35.24	24.22	21.36	21.06	30.84	22.38	23.93
Illinois Hub	7.38	12.64	21.82	13.23	19.00	15.10	17.86	18.01	22.34	22.66	22.02	22.71	22.80	22.85	22.71	23.32	23.21	22.69	22.48	34.04	19.24	20.10	18.05	24.26	20.44	22.45
Indiana Hub	14.10	18.66	19.88	15.52	20.70	20.64	20.31	20.92	22.87	23.74	23.09	23.76	23.93	23.95	23.81	24.47	24.47	24.74	23.40	35.41	24.93	21.61	21.48	31.74	22.84	24.16
Michigan Hub	13.72	19.22	21.89	17.34	21.88	20.70	20.48	21.07	23.23	24.16	23.52	24.23	24.42	24.40	24.30	25.02	25.08	25.90	23.92	36.24	28.62	23.04	23.73	36.82	23.87	25.06
Minnesota Hub	11.22	15.24	8.76	5.88	11.97	12.99	17.25	17.06	21.12	23.06	21.65	22.39	22.66	22.93	22.90	23.44	23.23	23.46	22.74	34.19	22.16	14.04	11.06	5.04	18.19	21.76
Wisconsin PS	-2.60	-0.44	-14.24	-26.57	-3.76	-1.43	14.87	12.77	23.16	24.33	23.19	23.80	23.99	24.16	24.10	24.76	24.26	22.33	23.94	36.42	9.56	18.31	13.29	10.61	13.70	22.02
Forecasted Load (GW)	45.0	44.0	43.3	43.1	43.5	44.7	45.5	46.3	48.5	49.6	50.2	50.4	50.0	49.9	49.7	49.9	50.4	51.3	53.2	55.1	54.2	51.9	49.3	47.0		
Forecast Error %	-0.9%	-1.2%	-1.2%	-1.3%	-1.5%	-1.8%	0.2%	1.3%	0.7%	0.8%	0.7%	0.7%	1.7%	1.6%	1.3%	1.3%	1.3%	0.6%	1.8%	1.7%	1.0%	-0.2%	-0.8%			





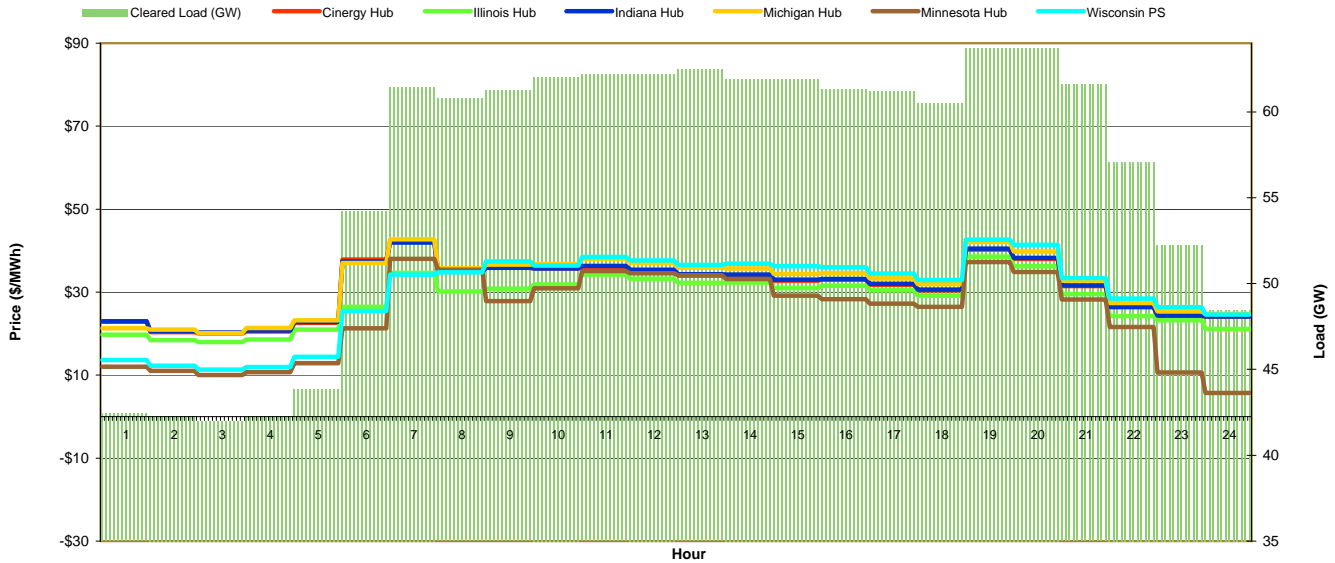
MISO Daily Report

Monday October 3, 2011

Price	<=0	>=100	>=200
Forecast Error %	0-4.9%	5-9.9%	>=10%

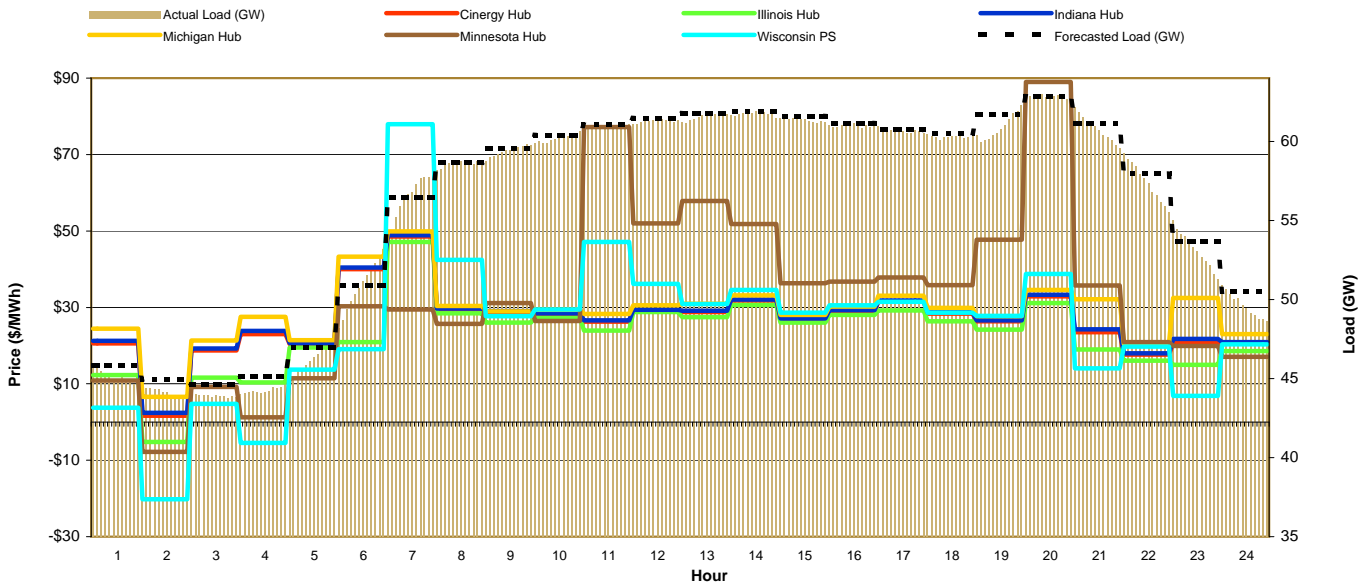
Day-Ahead Prices and Cleared Load

Hour Ending:																									Avg. Hr \$	
	1	2	3	4	5	6	7	8	9	10	11	12	13	14	15	16	17	18	19	20	21	22	23	24	All	On Pk
Cinergy Hub	22.90	20.38	20.04	20.50	22.63	37.90	42.09	35.00	35.91	35.72	36.00	35.03	33.98	34.06	32.80	33.00	31.80	30.45	40.24	38.02	31.43	26.38	24.14	24.14	31.03	33.38
Illinois Hub	19.72	18.41	18.00	18.59	20.96	26.48	34.65	30.15	30.87	31.84	34.26	33.27	32.23	32.28	31.04	31.54	30.45	29.13	38.55	36.24	29.53	24.22	23.20	21.15	28.20	31.18
Indiana Hub	22.96	20.62	20.28	20.75	22.81	37.44	41.92	34.94	35.83	35.74	36.36	35.39	34.33	34.26	33.00	33.19	31.99	30.63	40.48	38.24	31.61	26.45	24.37	24.15	31.16	33.55
Michigan Hub	21.26	20.99	20.15	21.33	23.24	37.05	42.69	35.77	36.65	36.77	38.02	37.03	35.94	35.70	34.43	34.56	33.30	31.89	42.14	39.83	32.80	27.35	25.34	24.74	32.04	34.85
Minnesota Hub	12.00	11.02	10.06	10.70	12.88	21.32	38.00	35.36	27.82	30.94	35.10	34.52	34.12	33.20	29.13	28.28	27.26	26.47	37.24	34.85	28.23	21.58	10.63	5.72	24.85	29.67
Wisconsin PS	13.67	12.23	11.36	11.99	14.42	25.49	34.27	34.75	37.44	36.43	38.48	37.65	36.58	36.86	36.21	36.04	34.51	32.95	42.64	41.45	33.36	28.44	26.41	24.57	29.92	35.64
Cleared Load (GW)	42.4	42.3	42.0	42.3	43.9	54.2	61.5	60.8	61.3	62.0	62.2	62.2	62.5	61.9	61.9	61.4	61.2	60.5	63.7	63.7	61.6	57.1	52.2	4.8		



Preliminary Real-Time Prices with Forecasted and Actual System Load

Hour Ending:																									Avg. Hr \$	
	1	2	3	4	5	6	7	8	9	10	11	12	13	14	15	16	17	18	19	20	21	22	23	24	All	On Pk
Cinergy Hub	20.62	1.65	18.77	23.02	20.39	40.01	48.56	29.48	28.67	28.25	26.31	29.11	28.80	31.77	26.90	29.06	31.56	28.34	26.33	32.89	23.51	17.69	20.70	20.64	26.38	27.46
Illinois Hub	12.29	-5.18	11.61	10.35	19.46	20.91	47.11	28.45	26.00	27.24	23.94	28.76	27.41	30.63	26.01	28.05	29.21	26.34	24.14	31.13	19.03	16.08	14.99	18.56	22.61	25.46
Indiana Hub	21.23	2.44	19.24	23.81	20.70	40.39	48.87	29.70	29.03	28.45	26.61	29.36	29.09	32.02	27.10	29.28	31.81	28.70	26.57	33.28	24.30	17.98	21.77	20.95	26.78	27.82
Michigan Hub	24.44	6.57	21.32	27.54	21.44	43.26	49.90	30.36	28.94	29.36	28.31	30.54	30.99	33.10	28.00	30.25	33.03	29.88	27.67	34.58	32.12	20.38	32.45	22.99	29.06	30.00
Minnesota Hub	10.90	-7.77	9.20	1.26	11.48	30.26	29.47	25.69	31.11	26.44	77.19	51.98	57.85	51.78	36.30	36.73	37.79	35.78	47.70	88.99	35.70	20.93	19.94	17.04	32.66	42.62
Wisconsin PS	3.75	-20.20	4.73	-5.50	13.71	19.06	77.97	42.43	27.71	29.46	47.11	36.13	30.88	34.54	28.64	30.51	31.45	28.59	27.82	38.72	14.08	19.78	6.85	20.30	24.52	29.67
Forecasted Load (GW)	45.9	45.0	44.7	45.1	47.0	50.9	56.5	58.6	59.5	60.4	61.0	61.4	61.8	61.9	61.6	61.1	60.8	60.5	61.7	62.8	61.1	57.9	53.7	50.5		
Forecast Error %	-1.7%	-1.9%	-1.7%	-1.9%	-1.6%	-0.1%	-0.1%	-0.1%	-0.3%	-0.4%	-0.2%	-0.3%	-0.4%	-0.3%	-0.4%	-0.2%	-0.2%	-0.4%	-1.4%	-0.1%	-0.6%	-0.9%	-1.0%	-1.8%		





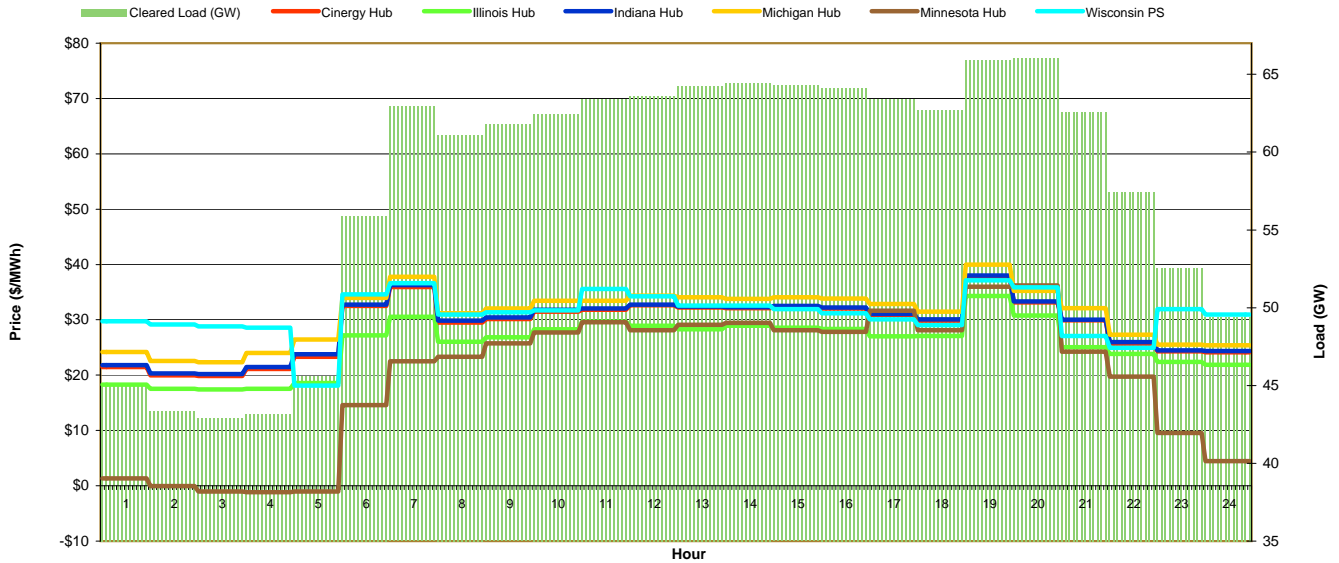
MISO Daily Report

Tuesday October 4, 2011

Price	<=0	>=100	>=200
Forecast Error %	0-4.9%	5-9.9%	>=10%

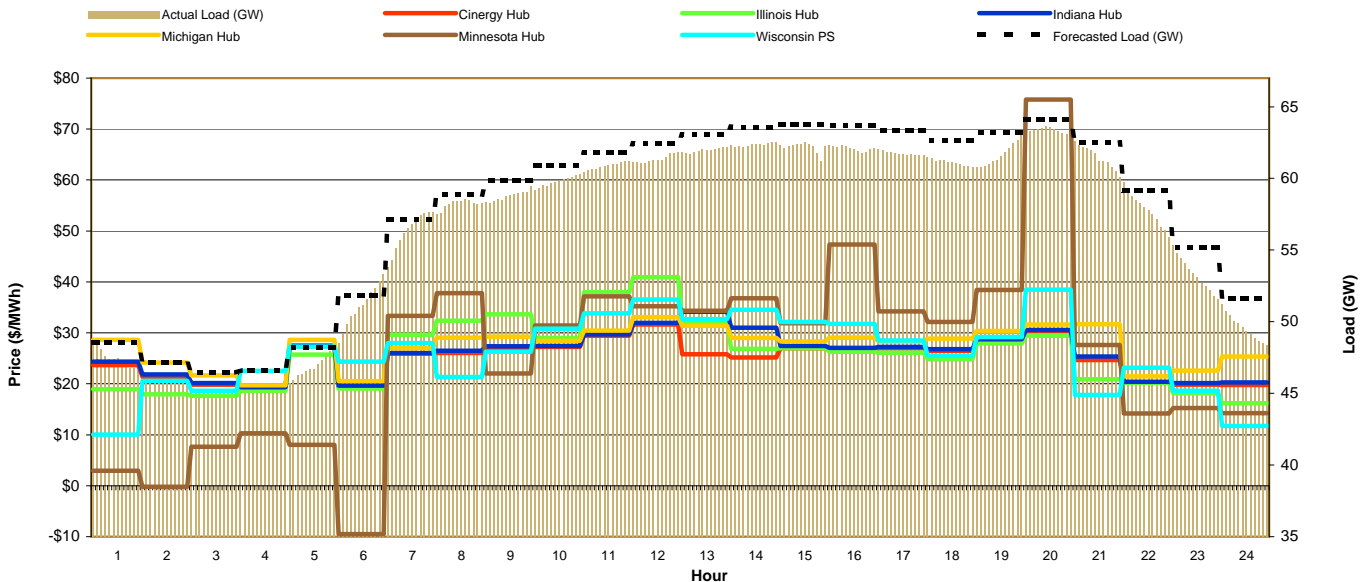
Day-Ahead Prices and Cleared Load

Hour Ending:																									Avg. Hr \$	
	1	2	3	4	5	6	7	8	9	10	11	12	13	14	15	16	17	18	19	20	21	22	23	24	All	On Pk
Cinergy Hub	21.45	19.95	19.86	21.10	23.32	32.50	35.93	29.52	30.17	31.48	31.80	32.60	32.22	32.08	32.29	32.05	30.87	29.88	37.80	33.16	29.91	25.69	24.29	24.15	28.92	30.99
Illinois Hub	18.29	17.53	17.40	17.56	18.55	27.20	30.55	26.03	26.87	28.29	29.70	28.90	28.30	28.95	28.57	28.32	27.01	27.05	34.29	30.80	25.05	23.86	22.39	21.86	25.56	27.77
Indiana Hub	21.81	20.30	20.20	21.47	23.78	32.75	36.26	29.85	30.44	31.79	32.03	32.77	32.37	32.27	32.49	32.25	31.07	30.06	37.99	33.31	30.01	25.96	24.50	24.37	29.17	31.20
Michigan Hub	24.18	22.56	22.35	24.01	26.46	33.98	37.80	31.16	32.04	33.41	33.43	34.36	34.10	33.79	34.09	33.82	32.85	31.46	40.00	35.23	32.13	27.31	25.52	25.42	30.89	32.79
Minnesota Hub	1.32	-0.07	-1.05	-1.16	-1.02	14.58	22.50	23.33	25.72	27.74	29.59	28.09	29.12	29.46	28.09	27.80	31.67	28.11	36.00	36.23	24.26	19.74	9.54	4.46	19.75	27.16
Wisconsin PS	29.76	29.16	28.82	28.59	18.14	34.60	36.61	30.98	31.35	31.68	35.59	34.23	32.55	32.57	31.93	31.20	30.07	29.02	37.16	35.87	27.05	24.95	31.92	30.94	31.03	31.75
Cleared Load (GW)	45.0	43.4	42.9	43.2	45.6	55.9	62.9	61.1	61.8	62.4	63.4	63.6	64.2	64.5	64.3	64.1	63.4	62.7	65.9	66.1	62.6	57.4	52.5	4.9		



Preliminary Real-Time Prices with Forecasted and Actual System Load

Hour Ending:																									Avg. Hr \$	
	1	2	3	4	5	6	7	8	9	10	11	12	13	14	15	16	17	18	19	20	21	22	23	24	All	On Pk
Cinergy Hub	23.68	21.39	19.81	19.20	27.34	19.36	25.91	26.08	27.06	27.25	29.43	31.67	25.78	25.16	27.02	26.72	27.02	26.46	28.47	30.37	24.69	20.21	19.85	19.79	24.99	26.45
Illinois Hub	18.97	17.93	17.61	18.61	25.71	19.10	29.63	32.39	33.66	29.03	37.97	40.95	31.92	26.89	27.01	26.29	26.09	24.86	27.91	29.43	20.88	20.24	18.15	16.16	25.72	28.35
Indiana Hub	24.35	21.85	20.13	19.33	27.52	19.64	26.06	26.48	27.37	27.45	29.69	31.96	34.17	31.02	27.43	27.06	27.26	26.80	28.74	30.55	25.37	20.38	20.12	20.25	25.87	27.62
Michigan Hub	28.64	24.18	21.67	19.72	28.62	20.52	27.00	29.04	29.28	28.43	30.47	33.08	31.41	29.01	28.32	29.09	28.29	28.89	30.37	31.63	31.72	21.46	22.59	25.38	27.45	28.94
Minnesota Hub	2.93	-0.19	7.67	10.30	8.00	-9.50	33.31	37.80	22.03	31.45	37.15	35.20	34.36	36.77	31.87	47.32	34.21	32.17	38.40	75.81	27.64	14.20	15.23	14.27	25.77	34.48
Wisconsin PS	10.06	20.60	18.67	22.55	27.32	24.35	28.02	21.35	26.31	30.84	33.84	36.56	32.73	34.50	32.16	31.74	28.53	25.48	29.21	38.50	17.82	23.19	18.64	11.75	26.03	28.83
Forecasted Load (GW)	48.6	47.2	46.5	46.6	48.2	51.8	57.1	58.9	59.9	60.9	61.8	62.4	63.0	63.6	63.8	63.7	63.3	62.6	63.2	64.1	62.5	59.2	55.2	51.6		
Forecast Error %	-2.5%	-2.5%	-2.8%	-3.0%	-2.9%	-1.6%	-1.5%	-1.2%	-1.9%	-1.9%	-1.5%	-1.8%	-1.8%	-2.0%	-2.6%	-2.6%	-2.4%	-2.6%	-2.4%	-1.3%	-1.7%	-2.4%	-3.6%	-4.2%		





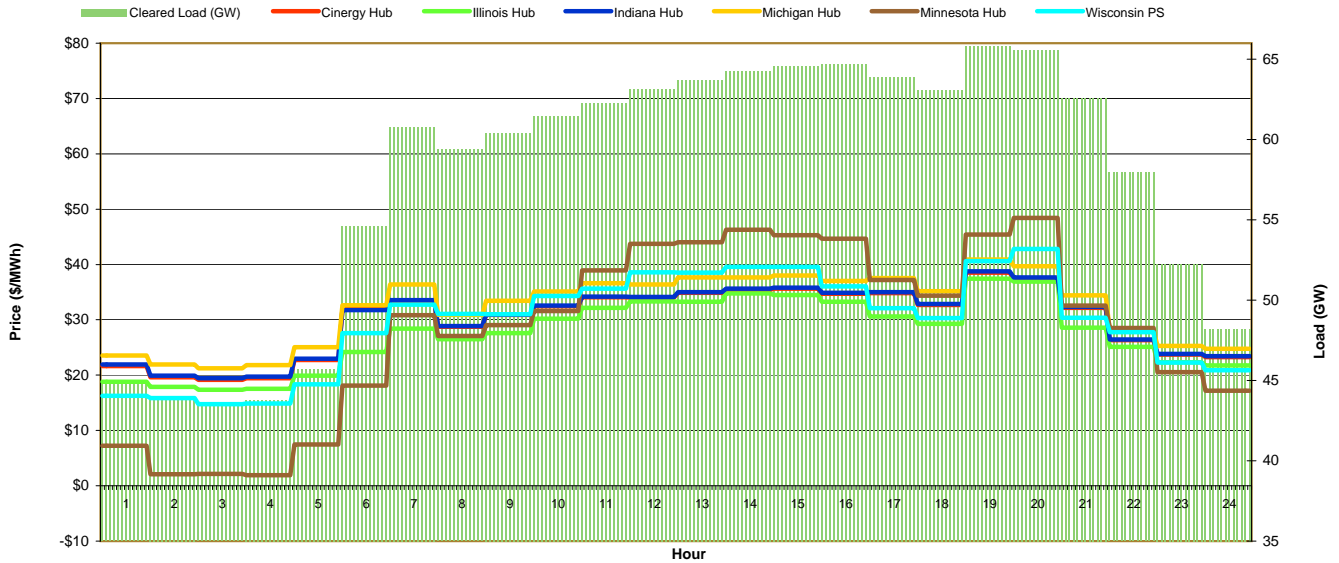
MISO Daily Report

Wednesday October 5, 2011

Price	<=0	>=100	>=200
Forecast Error %	0-4.9%	5-9.9%	>=10%

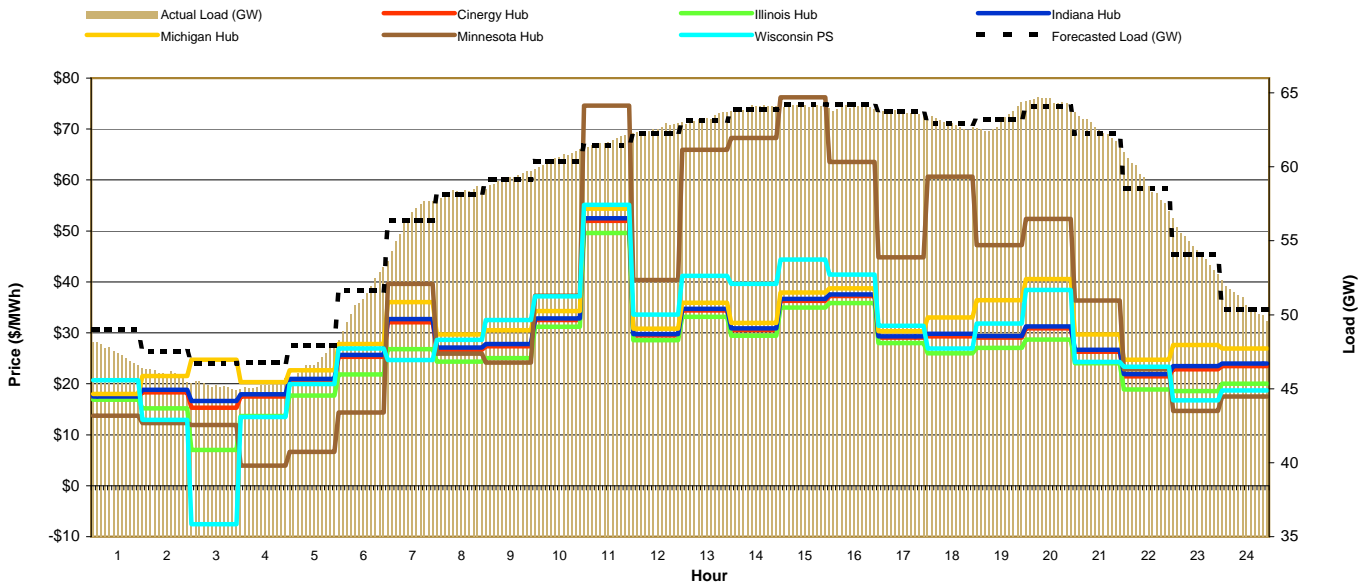
Day-Ahead Prices and Cleared Load

Hour Ending:																									Avg. Hr \$	
	1	2	3	4	5	6	7	8	9	10	11	12	13	14	15	16	17	18	19	20	21	22	23	24	All	On Pk
Cinergy Hub	21.66	19.63	19.15	19.43	22.71	31.91	33.46	28.77	30.88	32.44	34.05	34.00	34.88	35.43	35.65	34.69	34.80	32.68	38.51	37.42	32.17	26.30	23.71	23.28	29.90	32.90
Illinois Hub	18.81	17.90	17.37	17.52	19.93	24.21	28.38	26.51	27.58	30.21	32.18	33.32	33.27	34.76	34.50	33.28	30.63	29.28	37.43	36.89	28.56	25.09	22.36	21.74	27.57	30.99
Indiana Hub	21.91	19.93	19.44	19.72	22.95	31.75	33.58	28.88	30.98	32.56	34.20	34.16	35.02	35.62	35.83	34.89	35.00	32.86	38.75	37.66	32.34	26.45	23.84	23.42	30.07	33.07
Michigan Hub	23.55	21.95	21.21	21.84	25.08	32.62	36.37	30.91	33.46	35.11	36.63	36.41	37.65	37.68	38.01	37.05	37.52	35.15	40.92	39.67	34.45	28.06	25.28	24.75	32.14	35.25
Minnesota Hub	7.24	2.11	2.15	1.94	7.47	18.09	30.82	27.09	29.07	31.61	38.94	43.76	44.03	46.27	45.31	44.68	37.20	34.39	45.43	48.42	32.56	28.55	20.56	17.21	28.54	37.37
Wisconsin PS	16.28	15.86	14.73	14.88	18.36	27.58	32.73	31.10	31.03	34.30	35.64	38.59	38.51	39.55	39.58	36.05	32.09	30.30	40.59	42.84	30.36	27.79	22.30	20.90	29.66	34.41
Cleared Load (GW)	45.0	44.0	43.5	43.8	45.7	54.6	60.8	59.4	60.4	61.5	62.3	63.1	63.7	64.2	64.6	64.7	63.9	63.1	65.8	65.6	62.6	58.0	52.2	4.8		



Preliminary Real-Time Prices with Forecasted and Actual System Load

Hour Ending:																									Avg. Hr \$	
	1	2	3	4	5	6	7	8	9	10	11	12	13	14	15	16	17	18	19	20	21	22	23	24	All	On Pk
Cinergy Hub	17.43	18.33	15.32	17.48	20.57	25.28	32.08	26.69	27.39	32.50	52.02	29.53	34.42	30.59	36.30	37.22	29.07	29.31	29.07	30.87	26.29	21.48	22.86	23.47	27.73	30.98
Illinois Hub	16.88	15.17	6.99	13.66	17.69	21.82	26.79	24.37	25.03	31.18	49.58	28.56	33.14	29.44	34.95	35.85	27.98	26.00	27.05	28.68	24.03	18.89	18.57	20.05	25.10	28.96
Indiana Hub	17.54	18.83	16.66	17.96	20.95	25.70	32.72	27.11	27.83	32.81	52.51	29.78	34.74	30.88	36.66	37.56	29.31	29.84	29.41	31.27	26.67	21.88	23.45	23.98	28.17	31.36
Michigan Hub	17.99	21.55	24.75	20.31	22.68	27.83	36.06	29.69	30.48	34.25	54.36	30.80	35.90	31.95	37.95	38.75	30.32	33.00	36.42	40.57	29.70	24.71	27.63	26.95	31.03	34.16
Minnesota Hub	13.77	12.30	11.90	3.93	6.66	14.37	39.63	25.95	24.17	37.30	74.61	40.34	65.93	68.25	76.26	63.57	44.82	60.66	47.20	52.36	36.33	22.86	14.71	17.54	36.48	47.21
Wisconsin PS	20.69	12.90	-7.54	13.48	19.97	26.91	24.66	28.65	32.53	37.15	55.15	33.57	41.18	39.60	44.38	41.43	31.41	26.93	31.82	38.40	24.31	23.34	16.78	18.71	28.18	34.16
Forecasted Load (GW)	49.0	47.5	46.7	46.7	47.9	51.6	56.4	58.2	59.1	60.4	61.4	62.3	63.1	63.9	64.2	64.2	63.8	62.9	63.2	64.0	62.3	58.5	54.1	50.3		
Forecast Error %	-3.4%	-3.2%	-3.4%	-3.4%	-2.6%	-1.4%	-0.2%	0.2%	0.1%	0.2%	0.5%	0.5%	0.3%	0.1%	-0.2%	-0.3%	-0.2%	0.0%	0.6%	0.6%	0.5%	0.8%	0.8%	1.1%		



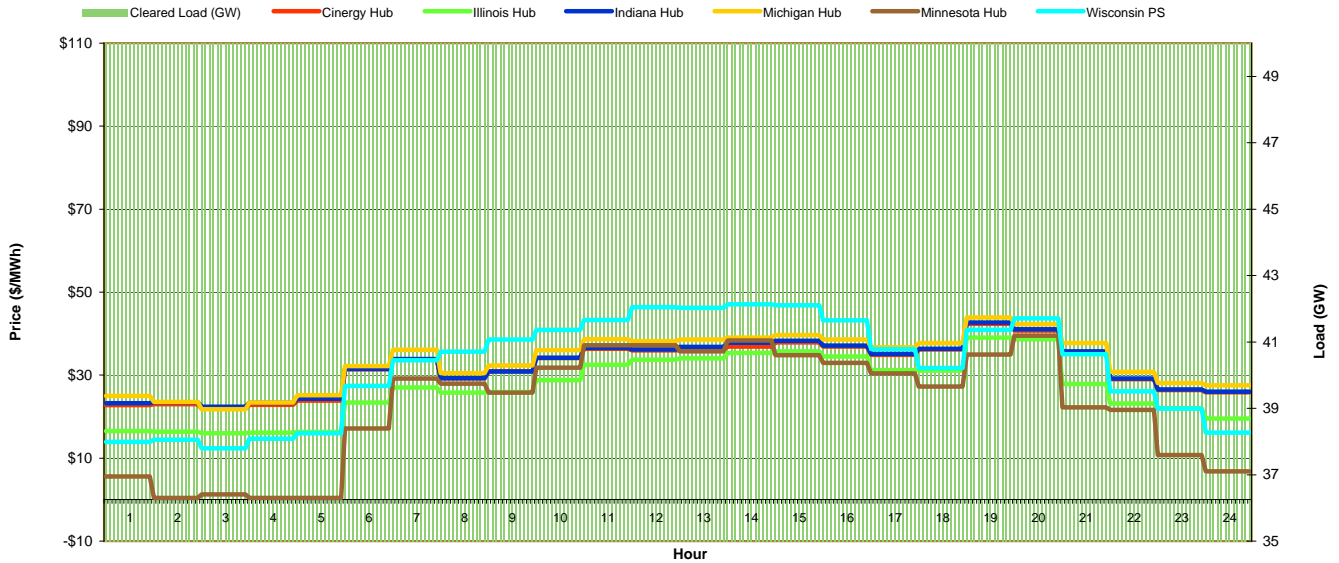


Graphed load values missing and incorrect **MISO Daily Report**
Thursday October 6, 2011

Price	<=0	>=100	>=200
Forecast Error %	0-4.9%	5-9.9%	>=10%

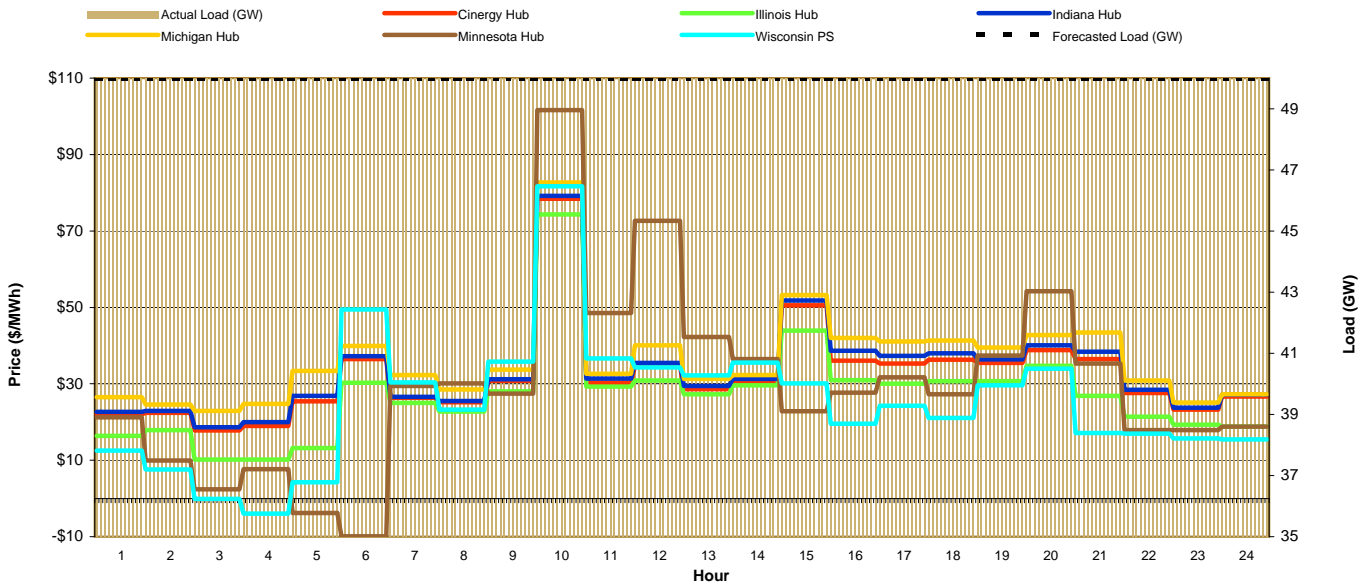
Day-Ahead Prices and Cleared Load

Hour Ending:																									Avg. Hr \$			
	1	2	3	4	5	6	7	8	9	10	11	12	13	14	15	16	17	18	19	20	21	22	23	24	All	On Pk		
Cinergy Hub	22.80	22.97	21.94	22.84	23.82	31.45	33.71	29.27	30.96	34.11	36.37	35.97	36.15	36.91	37.86	36.90	34.88	36.16	42.39	40.78	35.48	29.03	26.43	25.89	31.88	34.98		
Illinois Hub	16.53	16.40	15.97	16.14	16.26	23.42	26.99	25.75	25.97	28.81	32.49	33.73	34.06	35.34	35.77	34.52	31.18	31.10	39.07	38.70	27.83	23.19	22.01	19.56	27.12	31.22		
Indiana Hub	23.23	23.44	22.38	23.32	24.31	31.50	33.92	29.29	30.90	34.20	36.57	36.16	36.85	37.81	38.24	37.10	35.08	36.37	42.64	41.02	35.71	29.15	26.59	26.05	32.16	35.23		
Michigan Hub	25.00	23.55	21.80	23.38	25.19	32.21	36.11	30.49	32.37	36.07	38.64	38.17	38.59	39.06	39.67	38.56	36.74	37.74	43.90	42.32	37.72	30.77	28.13	27.57	33.49	36.81		
Minnesota Hub	5.54	0.41	1.24	0.39	0.41	17.13	29.20	27.92	25.82	31.80	37.20	37.18	35.70	38.36	34.81	32.94	30.41	27.25	35.00	39.49	22.27	21.61	10.77	6.85	22.90	30.53		
Wisconsin PS	13.88	14.43	12.37	14.70	16.02	27.41	33.56	35.64	38.59	40.91	43.27	46.37	46.21	47.07	46.84	43.18	36.24	31.72	40.94	43.66	35.03	26.13	21.95	16.16	32.18	38.98		
Cleared Load (GW)	50.0	50.0	50.0	50.0	50.0	50.0	50.0	50.0	50.0	50.0	50.0	50.0	50.0	50.0	50.0	50.0	50.0	50.0	50.0	50.0	50.0	50.0	50.0	50.0	50.0	50.0		



Preliminary Real-Time Prices with Forecasted and Actual System Load

Hour Ending:																									Avg. Hr \$			
	1	2	3	4	5	6	7	8	9	10	11	12	13	14	15	16	17	18	19	20	21	22	23	24	All	On Pk		
Cinergy Hub	21.95	22.40	17.76	18.98	25.45	36.50	26.35	25.19	30.82	78.39	30.25	34.66	28.62	30.60	50.55	36.08	35.33	36.33	35.45	38.86	36.48	27.58	23.23	26.70	32.27	36.15		
Illinois Hub	16.37	17.86	10.22	10.18	13.19	30.28	25.01	22.72	28.04	74.32	29.31	30.83	27.24	29.59	43.94	30.93	30.05	30.70	30.69	34.70	26.87	21.42	19.32	18.82	27.19	31.92		
Indiana Hub	22.68	22.87	18.64	20.00	26.86	37.26	26.57	25.54	31.22	79.15	31.39	35.43	29.42	31.30	51.79	38.67	37.30	37.99	36.39	40.05	38.37	28.41	23.78	27.17	33.26	37.26		
Michigan Hub	26.53	24.62	22.87	24.72	33.40	39.87	32.31	28.49	33.70	82.73	32.64	40.09	31.32	32.25	53.24	42.01	41.07	41.36	39.49	42.78	43.43	30.89	25.07	27.25	36.34	40.04		
Minnesota Hub	21.25	9.90	2.42	7.68	-3.82	-9.90	29.48	30.11	27.45	101.59	48.57	72.69	42.24	36.47	22.83	27.72	31.73	27.27	37.39	54.24	35.28	17.89	17.90	18.82	29.47	39.46		
Wisconsin PS	12.56	7.55	-0.11	-3.94	4.21	49.47	30.39	23.27	35.77	81.66	36.66	34.27	32.21	35.54	30.12	19.57	24.26	21.06	29.63	34.00	17.12	16.99	15.70	15.49	25.14	30.49		
Forecasted Load (GW)	50.0	50.0	50.0	50.0	50.0	50.0	50.0	50.0	50.0	50.0	50.0	50.0	50.0	50.0	50.0	50.0	50.0	50.0	50.0	50.0	50.0	50.0	50.0	50.0	50.0	50.0		
Forecast Error %	0.0%	0.0%	0.0%	0.0%	0.0%	0.0%	0.0%	0.0%	0.0%	0.0%	0.0%	0.0%	0.0%	0.0%	0.0%	0.0%	0.0%	0.0%	0.0%	0.0%	0.0%	0.0%	0.0%	0.0%	0.0%	0.0%		





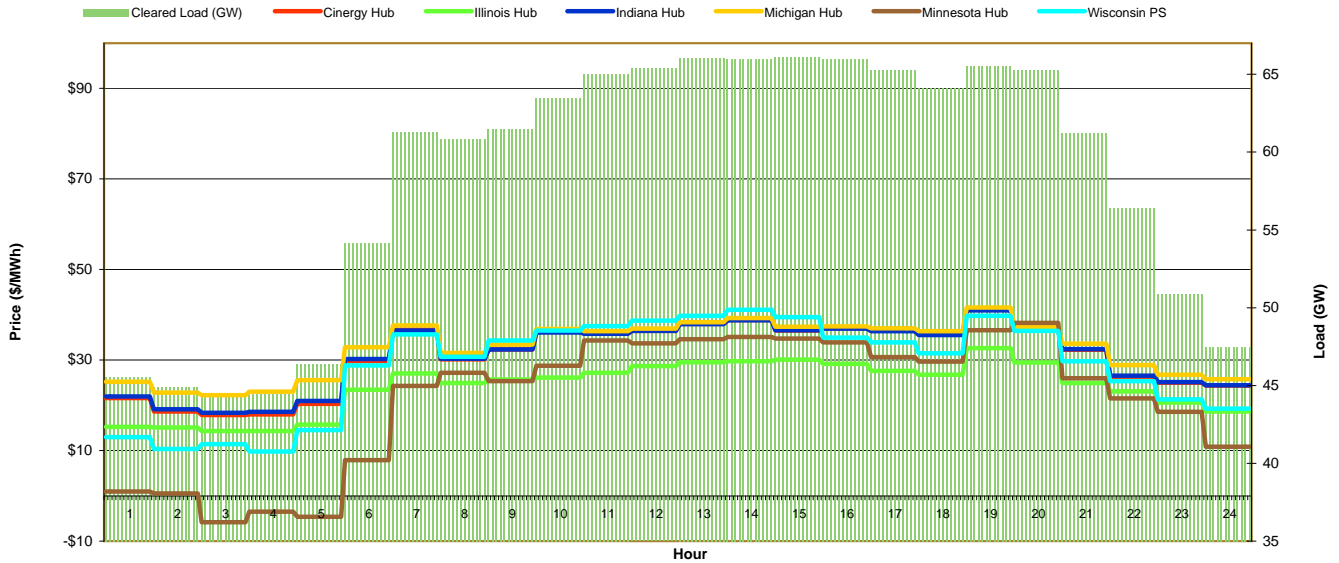
MISO Daily Report

Friday October 7, 2011

Price	<=0	>=100	>=200
Forecast Error %	0-4.9%	5-9.9%	>=10%

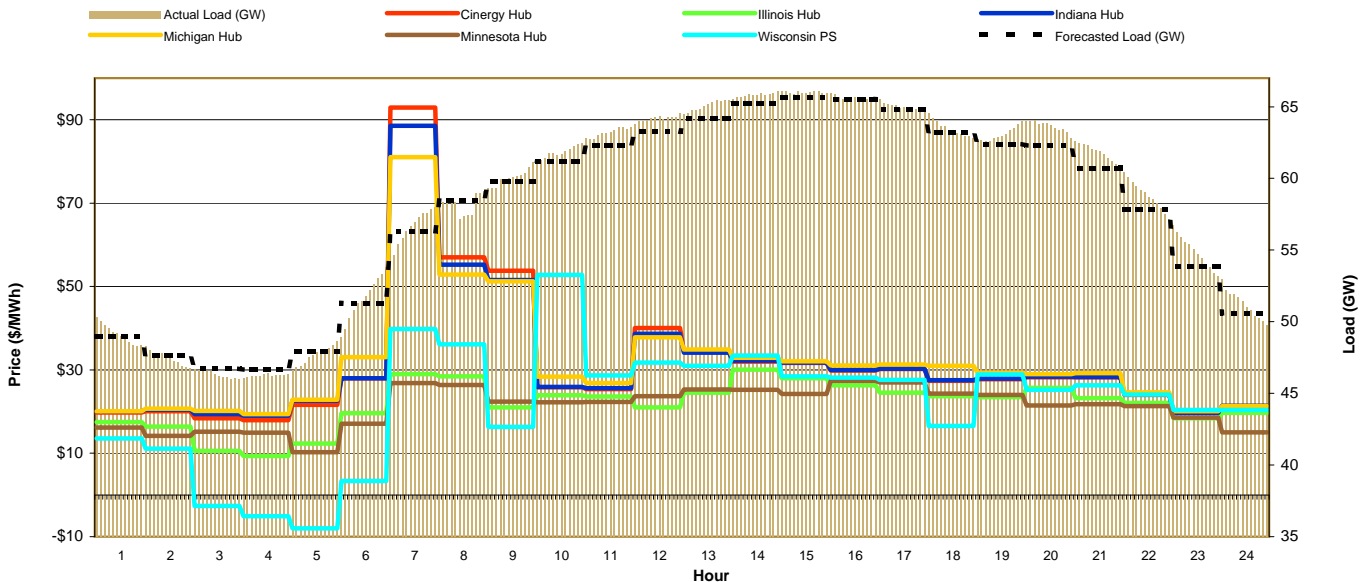
Day-Ahead Prices and Cleared Load

Hour Ending:																									Avg. Hr \$	
	1	2	3	4	5	6	7	8	9	10	11	12	13	14	15	16	17	18	19	20	21	22	23	24	All	On Pk
Cinergy Hub	21.57	18.61	17.83	18.00	20.34	29.79	36.64	30.14	32.34	36.25	35.87	36.47	38.00	38.86	36.49	37.06	36.52	35.61	41.12	36.70	32.31	26.15	24.96	24.36	30.92	34.68
Illinois Hub	15.21	15.08	14.35	14.30	15.71	23.42	27.06	24.95	25.70	26.10	27.15	28.69	29.55	29.70	30.06	29.14	27.59	26.77	32.61	29.45	24.89	23.12	20.63	18.63	24.16	27.26
Indiana Hub	21.94	19.15	18.37	18.59	20.97	30.22	36.49	30.27	32.36	36.09	35.83	36.42	37.90	38.75	36.59	36.92	36.36	35.54	40.96	36.61	32.39	26.53	25.14	24.46	31.04	34.67
Michigan Hub	25.20	22.83	22.23	22.98	25.58	32.85	37.66	31.58	33.40	36.90	36.37	36.95	38.39	39.24	37.34	37.47	37.02	36.39	41.62	37.26	33.59	28.90	26.75	25.74	32.68	35.57
Minnesota Hub	0.96	0.56	-5.80	-3.51	-4.60	7.92	24.28	27.20	25.33	28.71	34.34	33.70	34.62	35.12	34.75	33.92	30.65	29.65	36.62	38.21	26.00	21.52	18.53	10.87	21.65	30.55
Wisconsin PS	12.97	10.34	11.42	9.77	14.53	28.81	35.67	30.73	34.34	36.52	37.50	38.72	39.78	41.11	39.51	34.96	33.93	31.52	39.76	36.42	29.75	25.34	21.33	19.28	28.91	34.45
Cleared Load (GW)	45.6	44.9	44.4	44.5	46.4	54.2	61.3	60.9	61.5	63.5	65.0	65.4	66.0	66.0	66.1	66.0	65.2	64.1	65.6	65.3	61.2	56.4	50.8	4.7		



Preliminary Real-Time Prices with Forecasted and Actual System Load

Hour Ending:																									Avg. Hr \$	
	1	2	3	4	5	6	7	8	9	10	11	12	13	14	15	16	17	18	19	20	21	22	23	24	All	On Pk
Cinergy Hub	19.82	20.06	18.40	17.92	21.59	28.01	92.91	57.04	53.79	25.82	25.42	40.02	34.54	32.02	31.72	29.85	30.23	27.38	27.77	28.19	28.22	24.02	19.61	21.30	31.49	32.23
Illinois Hub	17.48	16.43	10.58	9.34	12.32	19.64	28.98	28.48	20.99	23.94	23.66	20.99	24.54	30.07	27.98	26.30	24.58	23.67	23.50	25.70	23.24	22.11	18.40	19.69	21.78	24.26
Indiana Hub	20.06	20.49	19.42	19.00	22.62	27.96	88.58	55.27	51.56	25.90	25.58	38.68	34.12	32.19	31.74	29.99	30.27	27.54	27.93	28.35	28.29	24.13	19.72	21.39	31.28	31.95
Michigan Hub	20.11	20.71	20.19	19.42	22.86	33.08	81.07	52.83	51.25	28.41	26.82	37.86	34.91	32.93	32.10	31.08	31.29	30.96	29.31	29.01	29.25	24.62	20.08	21.35	31.73	32.67
Minnesota Hub	16.17	14.19	15.15	14.92	10.23	17.09	26.87	26.37	22.42	22.23	22.29	23.72	25.32	25.20	24.25	27.39	26.97	24.30	24.03	21.47	21.81	21.33	18.52	15.03	21.14	23.60
Wisconsin PS	13.59	11.13	-2.62	-5.05	-8.03	3.37	39.79	36.14	16.30	52.82	28.66	31.76	31.00	33.47	28.44	28.16	27.60	16.54	28.93	25.21	26.30	24.10	20.42	20.37	22.01	28.49
Forecasted Load (GW)	49.0	47.6	46.7	46.7	47.9	51.3	56.3	58.5	59.8	61.2	62.3	63.2	64.2	65.2	65.6	65.5	64.8	63.2	62.4	62.3	60.7	57.8	53.8	50.6		
Forecast Error %	0.3%	-0.3%	-0.9%	-0.9%	-0.6%	0.4%	0.4%	-0.5%	0.4%	1.0%	1.4%	1.4%	1.3%	0.9%	0.5%	0.2%	0.2%	1.0%	2.1%	1.7%	1.6%	1.9%	1.1%			



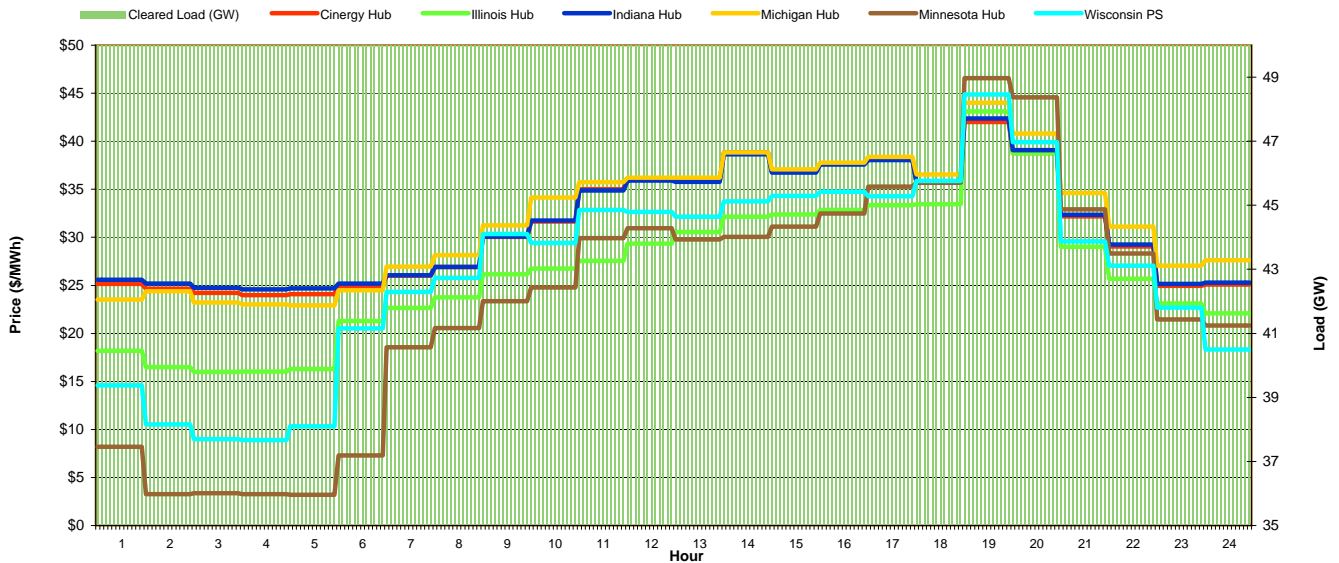


Graphed load values missing and incorrect MISO Daily Report
Saturday October 8, 2011

Price	<=0	>=100	>=200
Forecast Error %	0-4.9%	5-9.9%	>=10%

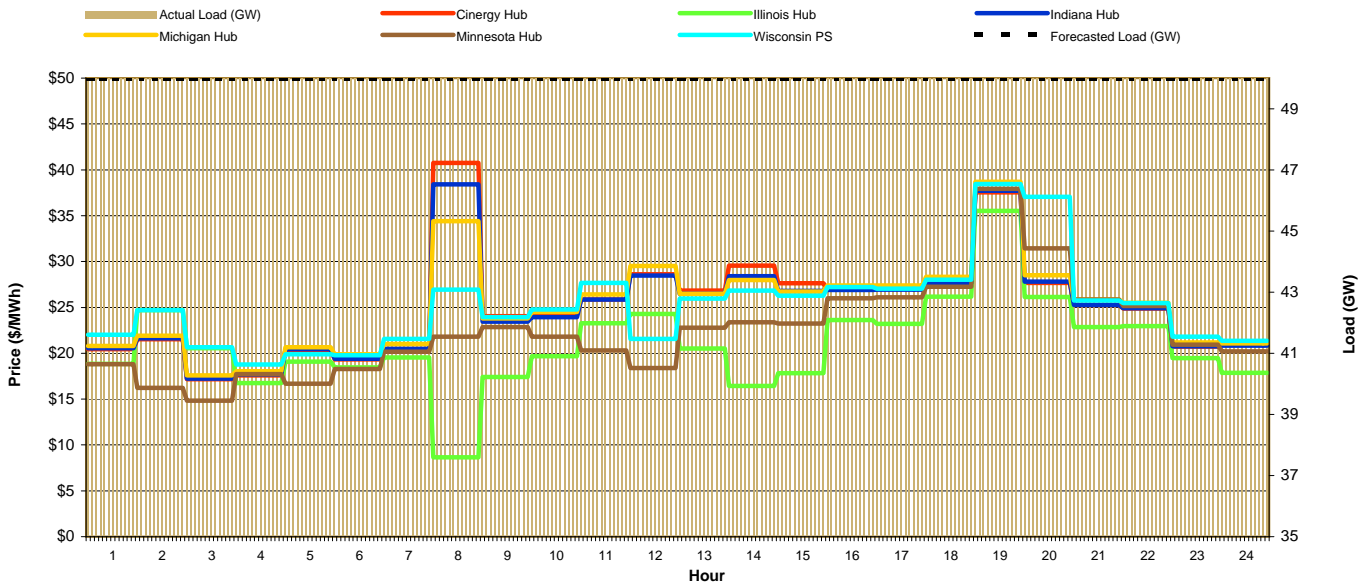
Day-Ahead Prices and Cleared Load

Hour Ending:																									Avg. Hr \$	
	1	2	3	4	5	6	7	8	9	10	11	12	13	14	15	16	17	18	19	20	21	22	23	24	All	On Pk
Cinergy Hub	25.16	24.65	24.21	23.97	24.07	24.89	26.03	26.90	30.04	31.64	35.00	36.05	35.87	38.83	36.82	37.69	38.15	35.67	42.00	38.76	32.17	29.04	24.94	22.10	31.15	34.35
Illinois Hub	18.18	16.48	16.00	16.01	16.28	21.28	22.65	23.76	26.16	26.76	27.54	29.34	30.55	32.16	32.39	32.83	33.36	33.46	43.11	38.73	29.02	25.67	23.11	25.08	26.54	30.50
Indiana Hub	25.58	25.19	24.76	24.57	24.68	25.19	26.06	26.90	30.08	31.76	34.87	35.91	35.77	38.63	36.74	37.56	38.05	35.74	42.37	39.07	32.36	29.24	25.14	25.28	31.31	34.39
Michigan Hub	23.53	24.38	23.22	23.02	22.92	24.47	26.94	28.16	31.25	34.13	35.75	36.22	36.20	38.85	37.09	37.79	38.38	36.53	43.99	40.81	34.60	31.12	27.06	27.61	31.83	35.50
Minnesota Hub	8.20	3.26	3.37	3.28	3.21	7.31	18.54	20.55	23.34	24.78	29.93	30.95	29.77	30.06	31.11	32.49	35.27	35.71	46.56	44.57	32.90	28.31	21.44	20.83	23.57	31.11
Wisconsin PS	14.60	10.53	8.99	8.99	10.32	20.54	24.31	25.80	30.34	29.40	32.83	32.63	32.13	33.74	34.30	34.75	34.28	35.89	44.88	39.91	29.60	27.05	22.68	18.32	26.53	32.51
Cleared Load (GW)	50.0	50.0	50.0	50.0	50.0	50.0	50.0	50.0	50.0	50.0	50.0	50.0	50.0	50.0	50.0	50.0	50.0	50.0	50.0	50.0	50.0	50.0	50.0	50.0	50.0	50.0



Preliminary Real-Time Prices with Forecasted and Actual System Load

Hour Ending:																									Avg. Hr \$	
	1	2	3	4	5	6	7	8	9	10	11	12	13	14	15	16	17	18	19	20	21	22	23	24	All	On Pk
Cinergy Hub	20.45	21.53	17.15	17.59	20.36	19.34	20.46	40.76	24.03	24.28	25.86	28.62	26.83	29.54	27.62	27.04	27.11	27.52	37.54	27.67	25.25	24.87	20.71	21.03	25.13	27.83
Illinois Hub	18.83	24.72	20.55	16.75	19.08	18.45	19.53	8.64	17.40	19.69	23.29	24.27	20.50	16.45	17.83	23.62	23.19	26.17	35.51	26.14	22.84	22.96	19.46	17.88	20.99	21.75
Indiana Hub	20.56	21.62	17.23	17.68	20.45	19.39	20.49	38.43	23.43	23.92	25.84	28.48	26.48	28.41	26.79	26.91	26.92	27.66	37.72	27.82	25.26	24.93	20.76	20.84	24.92	27.49
Michigan Hub	20.78	21.91	17.59	18.04	20.67	19.90	21.02	34.40	23.78	24.48	26.40	29.52	26.47	27.99	26.73	27.38	27.40	28.32	38.68	28.51	25.85	25.50	21.17	21.07	25.15	27.66
Minnesota Hub	18.81	16.21	14.84	17.73	16.67	18.29	20.18	21.82	22.85	21.79	20.31	18.39	22.79	23.37	23.23	25.98	26.09	27.26	37.91	31.45	25.84	25.14	20.95	20.21	22.42	24.70
Wisconsin PS	22.03	24.72	20.65	18.77	19.89	19.78	21.56	26.94	23.95	24.77	27.66	21.58	25.96	26.83	26.28	27.20	27.06	28.02	38.45	37.04	25.77	25.49	21.80	21.35	25.15	27.17
Forecasted Load (GW)	50.0	50.0	50.0	50.0	50.0	50.0	50.0	50.0	50.0	50.0	50.0	50.0	50.0	50.0	50.0	50.0	50.0	50.0	50.0	50.0	50.0	50.0	50.0	50.0	50.0	50.0
Forecast Error %	0.0%	0.0%	0.0%	0.0%	0.0%	0.0%	0.0%	0.0%	0.0%	0.0%	0.0%	0.0%	0.0%	0.0%	0.0%	0.0%	0.0%	0.0%	0.0%	0.0%	0.0%	0.0%	0.0%	0.0%	0.0%	0.0%





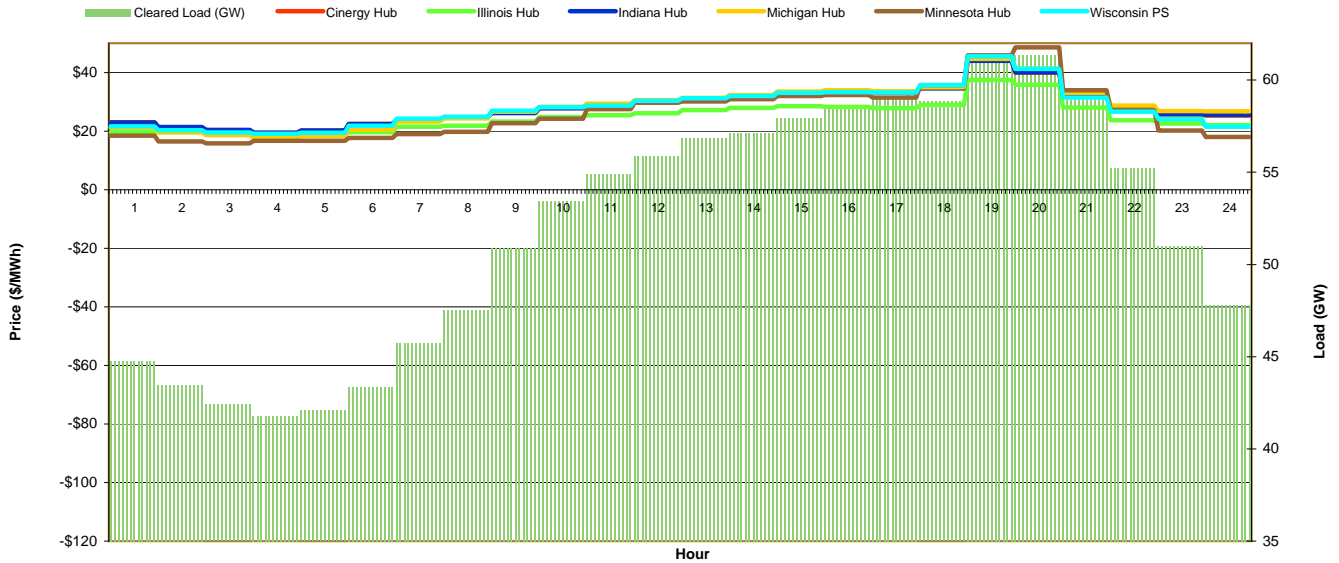
MISO Daily Report

Sunday October 9, 2011

Price	<=0	>=100	>=200
Forecast Error %	0-4.9%	5-9.9%	>=10%

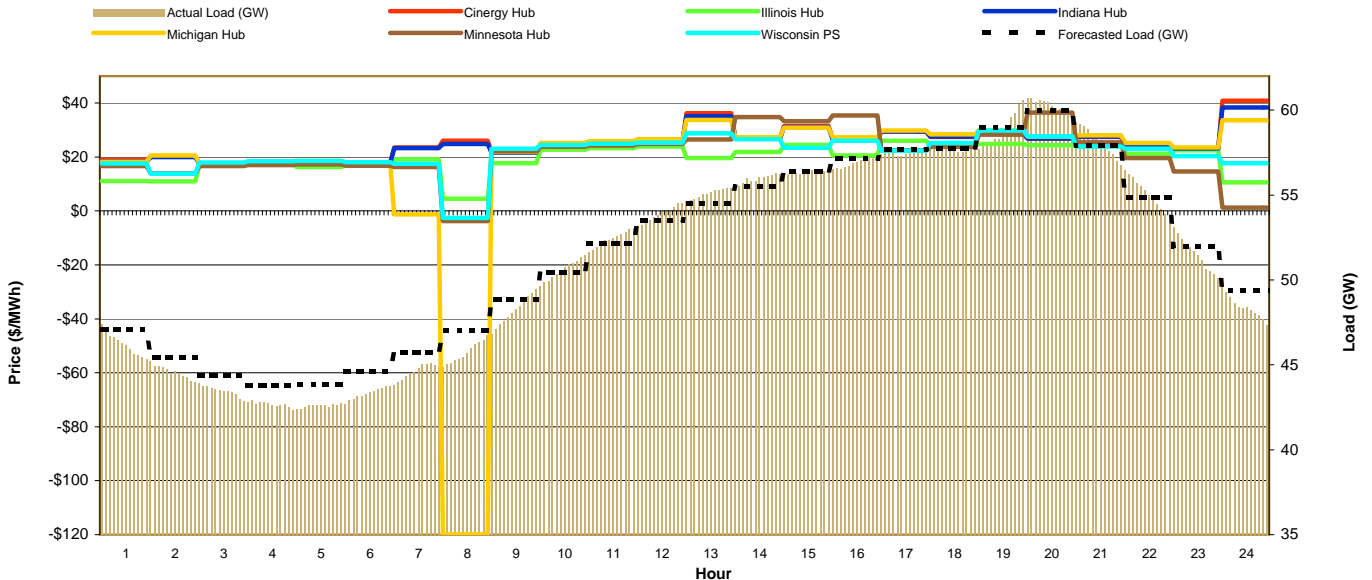
Day-Ahead Prices and Cleared Load

Hour Ending:																									Avg. Hr \$			
	1	2	3	4	5	6	7	8	9	10	11	12	13	14	15	16	17	18	19	20	21	22	23	24	All	On Pk		
Cinergy Hub	23.00	21.31	20.26	19.36	20.16	22.44	23.74	24.71	26.16	27.81	28.78	30.00	30.70	31.84	33.12	33.73	33.29	34.67	44.00	40.00	32.03	27.87	25.67	25.36	28.33	31.52		
Illinois Hub	19.60	19.78	19.33	18.56	18.84	19.58	21.53	21.80	23.18	24.76	25.40	26.02	27.21	27.91	28.43	28.27	27.81	28.87	37.40	35.82	28.01	23.69	22.54	22.04	24.85	27.32		
Indiana Hub	22.90	21.35	20.34	19.43	20.19	22.38	23.74	24.66	26.21	27.86	28.85	30.06	30.73	31.84	33.08	33.64	33.24	34.59	43.98	40.11	32.14	27.97	25.81	25.54	28.36	31.55		
Michigan Hub	21.17	19.56	18.63	17.66	18.29	20.53	23.21	24.36	26.65	28.29	29.37	30.57	31.28	32.35	33.49	33.97	33.63	34.94	44.62	41.28	33.02	28.65	26.79	26.68	28.29	32.08		
Minnesota Hub	18.46	16.50	15.85	16.67	16.69	17.67	18.98	19.71	22.66	24.25	27.52	29.67	30.08	30.91	31.96	32.31	31.42	35.66	45.83	48.55	33.99	27.18	20.19	17.94	26.28	30.74		
Wisconsin PS	21.59	20.28	19.50	19.04	19.41	21.81	24.20	24.92	26.98	28.12	28.70	30.32	31.20	31.98	33.03	33.31	33.18	35.70	45.55	41.21	31.42	26.66	24.12	21.43	28.07	31.65		
Cleared Load (GW)	44.8	43.4	42.4	41.8	42.1	43.4	45.7	47.5	50.9	53.4	54.9	55.9	56.8	57.1	58.0	58.6	59.0	58.8	61.3	61.4	58.9	55.2	51.0	4.8				



Preliminary Real-Time Prices with Forecasted and Actual System Load

Hour Ending:																									Avg. Hr \$			
	1	2	3	4	5	6	7	8	9	10	11	12	13	14	15	16	17	18	19	20	21	22	23	24	All	On Pk		
Cinergy Hub	18.89	20.20	17.55	18.07	18.49	17.68	23.52	26.09	21.91	24.47	25.21	25.69	36.29	26.91	31.45	26.78	29.44	27.45	28.60	26.92	27.49	24.74	23.15	40.90	25.33	27.04		
Illinois Hub	11.10	10.86	16.83	17.33	16.35	17.00	19.16	4.62	17.71	22.76	23.31	23.85	19.64	21.86	24.45	20.56	26.08	24.26	24.82	24.39	24.56	21.20	22.42	10.62	19.41	21.66		
Indiana Hub	18.17	19.95	17.62	18.14	18.39	17.74	23.34	24.84	21.60	24.56	25.28	25.79	35.18	26.69	31.10	26.46	29.52	27.53	28.67	26.91	27.56	24.67	23.17	38.41	25.05	26.85		
Michigan Hub	18.18	20.60	17.78	18.30	18.52	17.95	-1.21	-119.89	21.89	25.21	25.92	26.58	33.77	27.37	30.88	27.32	29.83	28.35	29.94	27.59	28.08	25.16	23.49	33.65	18.14	18.22		
Minnesota Hub	16.63	13.91	16.70	17.07	17.20	16.76	16.26	-3.76	22.08	23.76	24.22	24.84	26.49	34.80	33.27	35.38	22.49	23.84	28.29	36.52	25.46	19.67	14.61	1.20	21.15	24.50		
Wisconsin PS	17.60	13.87	17.91	18.39	18.57	18.12	17.47	-2.54	23.09	24.49	25.01	25.29	28.80	26.62	23.45	26.00	22.31	25.16	29.84	27.66	23.85	23.05	20.29	17.78	21.33	23.27		
Forecasted Load (GW)	47.1	45.4	44.4	43.8	43.9	44.6	45.7	47.0	48.8	50.4	52.1	53.5	54.5	55.5	56.4	57.2	57.7	57.7	58.9	60.0	57.9	54.8	52.0	49.4				
Forecast Error %	-1.9%	-2.0%	-2.2%	-2.7%	-3.0%	-3.0%	-2.6%	-2.9%	-1.4%	0.3%	0.5%	0.6%	1.1%	0.8%	-0.1%	-0.5%	-0.3%	-0.1%	-0.2%	0.4%	0.5%	0.4%	-0.9%	-2.0%				



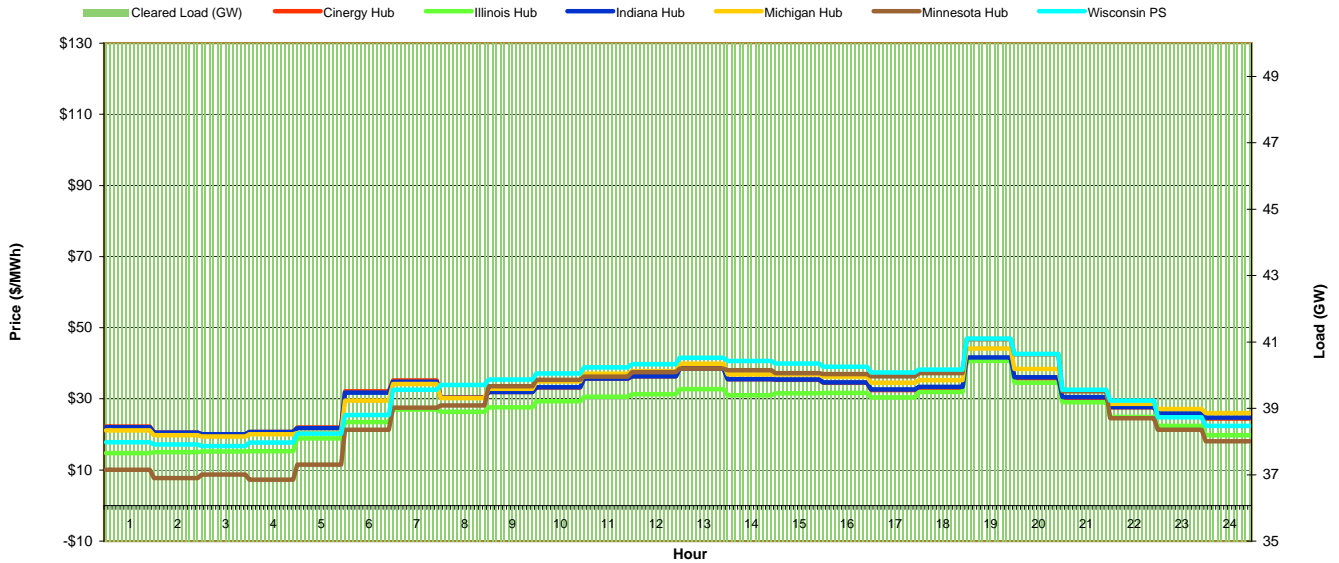


Graphed load values missing and incorrect
MISO Daily Report
 Monday October 10, 2011

Price	<=0	>=100	>=200
Forecast Error %	0-4.9%	5-9.9%	>=10%

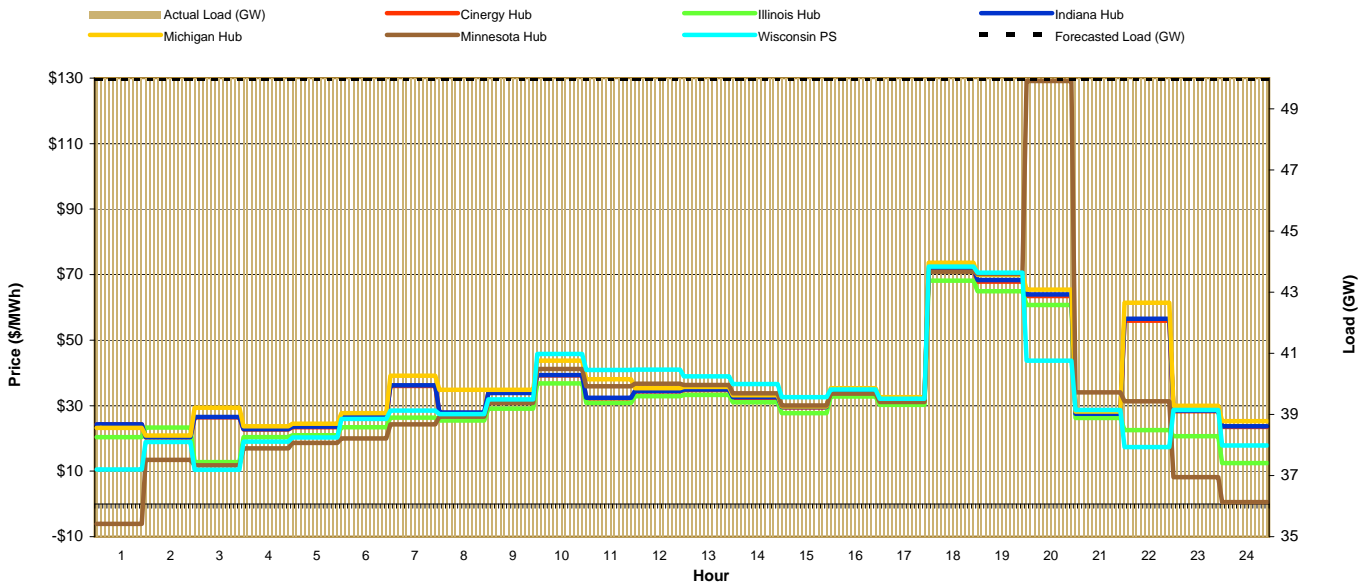
Day-Ahead Prices and Cleared Load

Hour Ending:	1	2	3	4	5	6	7	8	9	10	11	12	13	14	15	16	17	18	19	20	21	22	23	24	Avg. Hr \$			
																									All	On Pk		
Cinergy Hub	22.25	20.49	20.04	20.69	21.90	32.14	35.15	30.37	31.92	33.23	35.70	36.31	38.58	35.51	35.33	34.56	32.50	33.08	41.34	35.76	30.20	27.57	25.66	24.47	30.61	33.60		
Illinois Hub	14.72	15.03	15.19	15.32	18.86	23.49	27.02	26.32	27.63	29.30	30.61	31.29	32.74	31.01	31.60	31.65	30.41	31.97	40.62	34.52	29.08	24.88	22.42	19.79	26.48	30.38		
Indiana Hub	22.07	20.49	20.06	20.69	21.80	31.79	34.78	30.27	31.92	33.28	35.68	36.31	38.52	35.52	35.40	34.67	32.69	33.34	41.67	36.05	30.50	27.71	25.91	24.70	30.66	33.72		
Michigan Hub	21.12	19.77	19.38	20.04	20.45	29.53	34.20	30.24	32.81	34.87	37.06	37.74	39.86	36.88	36.84	36.22	34.53	35.22	44.17	38.38	32.38	28.61	27.19	25.96	31.39	35.19		
Minnesota Hub	10.02	7.76	8.72	7.25	11.46	21.28	27.50	28.11	33.52	35.36	36.27	37.52	38.47	38.07	37.24	36.94	36.34	37.27	46.78	42.55	32.07	24.57	21.34	18.10	28.10	35.15		
Wisconsin PS	17.80	17.15	16.68	17.73	20.23	25.49	32.60	33.87	35.40	37.15	38.90	39.76	41.52	40.68	39.93	39.06	37.45	38.19	46.91	42.61	32.56	29.47	24.86	22.44	32.02	37.39		
Cleared Load (GW)	50.0	50.0	50.0	50.0	50.0	50.0	50.0	50.0	50.0	50.0	50.0	50.0	50.0	50.0	50.0	50.0	50.0	50.0	50.0	50.0	50.0	50.0	50.0	50.0	50.0	50.0		



Preliminary Real-Time Prices with Forecasted and Actual System Load

Hour Ending:	1	2	3	4	5	6	7	8	9	10	11	12	13	14	15	16	17	18	19	20	21	22	23	24	Avg. Hr \$			
																									All	On Pk		
Cinergy Hub	24.30	20.30	26.40	22.69	23.46	26.62	36.04	27.80	33.92	39.21	32.20	34.31	34.74	32.40	29.50	34.66	31.62	71.43	67.87	63.50	27.30	55.98	28.26	23.48	35.33	40.29		
Illinois Hub	20.38	23.36	12.81	20.35	21.00	23.40	26.30	25.49	29.10	36.77	30.82	32.85	33.30	31.07	27.68	32.82	30.22	68.20	64.98	60.76	26.26	22.50	20.63	12.46	30.56	35.84		
Indiana Hub	24.30	20.40	26.52	22.82	23.56	26.72	36.25	27.88	33.86	39.36	32.39	34.50	34.92	32.55	29.52	34.70	31.81	71.90	68.32	63.98	27.47	56.57	28.48	23.71	35.52	40.51		
Michigan Hub	23.17	20.88	29.42	23.71	24.48	27.75	39.18	34.83	34.87	43.76	38.03	35.38	35.69	33.22	29.73	35.34	32.57	73.64	69.90	65.46	28.23	61.45	29.93	25.23	37.33	42.63		
Minnesota Hub	-6.13	13.41	11.82	16.92	18.59	19.96	24.25	26.67	30.85	41.19	35.96	36.66	36.32	33.72	30.04	33.70	31.14	70.89	70.22	129.15	34.05	31.36	8.13	0.51	32.47	42.50		
Wisconsin PS	10.52	18.92	10.43	19.01	20.33	25.93	28.52	27.45	31.92	45.77	40.88	41.02	38.91	36.60	32.63	34.98	32.12	72.43	70.64	43.70	28.67	17.31	28.65	17.83	32.30	38.98		
Forecasted Load (GW)	50.0	50.0	50.0	50.0	50.0	50.0	50.0	50.0	50.0	50.0	50.0	50.0	50.0	50.0	50.0	50.0	50.0	50.0	50.0	50.0	50.0	50.0	50.0	50.0	50.0	50.0		
Forecast Error %	0.0%	0.0%	0.0%	0.0%	0.0%	0.0%	0.0%	0.0%	0.0%	0.0%	0.0%	0.0%	0.0%	0.0%	0.0%	0.0%	0.0%	0.0%	0.0%	0.0%	0.0%	0.0%	0.0%	0.0%	0.0%	0.0%		





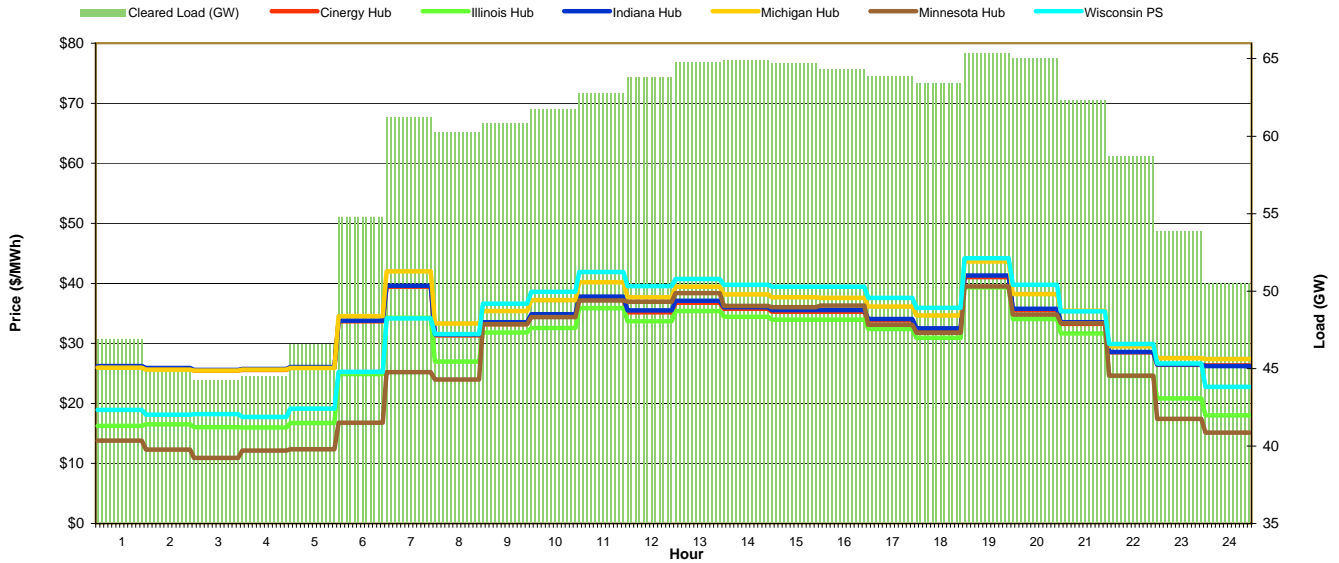
MISO Daily Report

Tuesday October 11, 2011

Price	<=0	>=100	>=200
Forecast Error %	0-4.9%	5-9.9%	>=10%

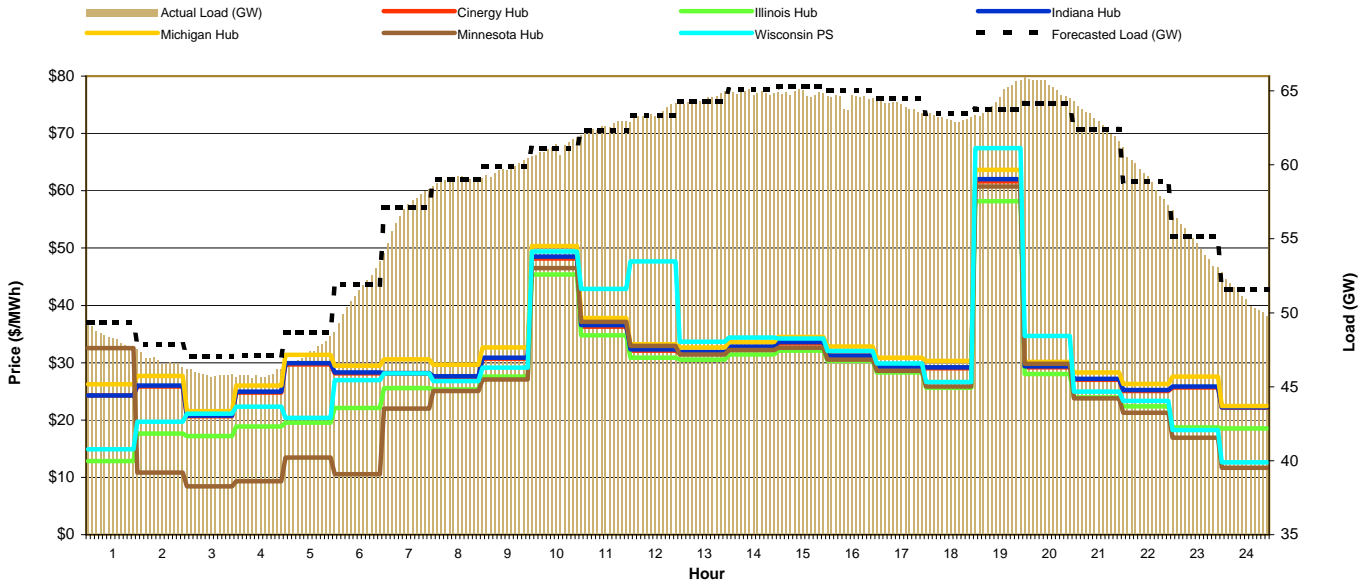
Day-Ahead Prices and Cleared Load

Hour Ending:																									Avg. Hr \$			
	1	2	3	4	5	6	7	8	9	10	11	12	13	14	15	16	17	18	19	20	21	22	23	24	All	On Pk		
Cinergy Hub	26.19	25.77	25.45	25.60	25.93	33.67	39.43	31.36	33.21	34.55	37.43	35.15	36.79	35.77	35.29	35.29	33.82	32.30	41.03	35.55	33.28	28.51	26.43	26.32	32.26	34.11		
Illinois Hub	16.25	16.52	16.06	16.00	16.71	24.88	34.28	26.95	31.81	32.57	35.89	33.69	35.38	34.41	33.94	33.94	32.39	30.93	39.31	34.04	31.67	24.55	20.86	18.02	27.96	32.02		
Indiana Hub	26.21	25.90	25.60	25.74	26.05	33.77	39.60	31.48	33.52	34.87	37.77	35.47	37.07	36.04	35.55	35.55	34.04	32.50	41.29	35.77	33.55	28.56	26.47	26.22	32.44	34.34		
Michigan Hub	25.96	25.66	25.50	25.63	25.88	34.54	41.99	33.31	35.39	37.21	40.20	37.70	39.46	38.18	37.66	37.60	36.15	34.66	43.65	38.23	35.45	29.55	27.58	27.42	33.94	36.37		
Minnesota Hub	13.80	12.33	10.94	12.13	12.34	16.80	25.19	23.98	33.21	34.36	37.13	36.93	38.39	36.23	36.03	36.32	33.11	31.75	39.49	34.82	33.38	24.65	17.45	15.16	26.91	32.95		
Wisconsin PS	18.91	18.14	18.24	17.75	19.13	25.28	34.14	31.57	36.63	38.60	41.90	39.56	40.75	39.74	39.47	39.43	37.56	35.93	44.20	39.74	35.33	29.90	26.65	22.75	32.13	37.31		
Cleared Load (GW)	46.9	45.2	44.3	44.5	46.6	54.8	61.2	60.3	60.9	61.8	62.8	63.8	64.8	64.9	64.7	64.3	63.8	63.5	65.4	65.1	62.3	58.7	53.9	5.1				



Preliminary Real-Time Prices with Forecasted and Actual System Load

Hour Ending:																									Avg. Hr \$			
	1	2	3	4	5	6	7	8	9	10	11	12	13	14	15	16	17	18	19	20	21	22	23	24	All	On Pk		
Cinergy Hub	24.27	25.87	20.67	24.79	29.68	28.12	28.09	27.49	30.70	48.19	36.31	32.08	31.67	32.61	33.38	31.27	29.43	29.05	61.61	29.18	27.01	25.07	25.69	22.15	30.60	33.17		
Illinois Hub	12.83	17.65	17.18	18.89	19.53	22.09	25.56	25.35	27.59	45.41	34.80	30.85	30.51	31.42	32.10	30.31	28.32	25.61	58.15	28.02	23.93	22.37	18.71	18.53	26.90	30.84		
Indiana Hub	24.30	26.01	20.78	24.93	29.90	28.31	28.20	27.62	30.88	48.51	36.58	32.30	31.87	32.82	33.59	31.18	29.33	29.22	62.00	29.39	27.17	25.21	25.83	22.23	30.76	33.34		
Michigan Hub	26.24	27.68	21.55	26.04	31.40	29.49	30.58	29.63	32.66	50.35	37.79	33.24	32.68	33.61	34.48	32.84	30.90	30.30	63.66	30.15	28.32	26.31	27.60	22.47	32.08	34.66		
Minnesota Hub	32.55	10.83	8.42	9.35	13.44	10.54	21.97	25.07	27.08	46.50	37.11	32.91	31.45	32.20	32.61	30.56	28.60	25.86	60.72	29.81	23.76	21.28	16.92	11.68	25.88	31.40		
Wisconsin PS	14.91	19.71	21.11	22.35	20.38	26.96	28.12	26.82	29.15	49.41	42.88	47.65	33.65	34.42	34.20	32.04	29.86	26.61	67.45	34.66	24.94	23.35	18.26	12.60	30.06	34.71		
Forecasted Load (GW)	49.4	47.8	47.1	47.1	48.7	51.9	57.1	59.0	59.9	61.1	62.3	63.3	64.3	65.1	65.3	65.1	64.5	63.4	63.8	64.1	62.4	58.9	55.1	51.6				
Forecast Error %	-2.1%	-2.2%	-2.6%	-2.9%	-1.3%	-0.6%	-0.1%	-0.4%	0.0%	0.4%	0.2%	0.3%	-0.2%	-0.7%	-0.9%	-0.7%	-0.4%	-0.4%	1.1%	1.9%	0.9%	0.5%	-1.0%					





Graphed load values missing and incorrect

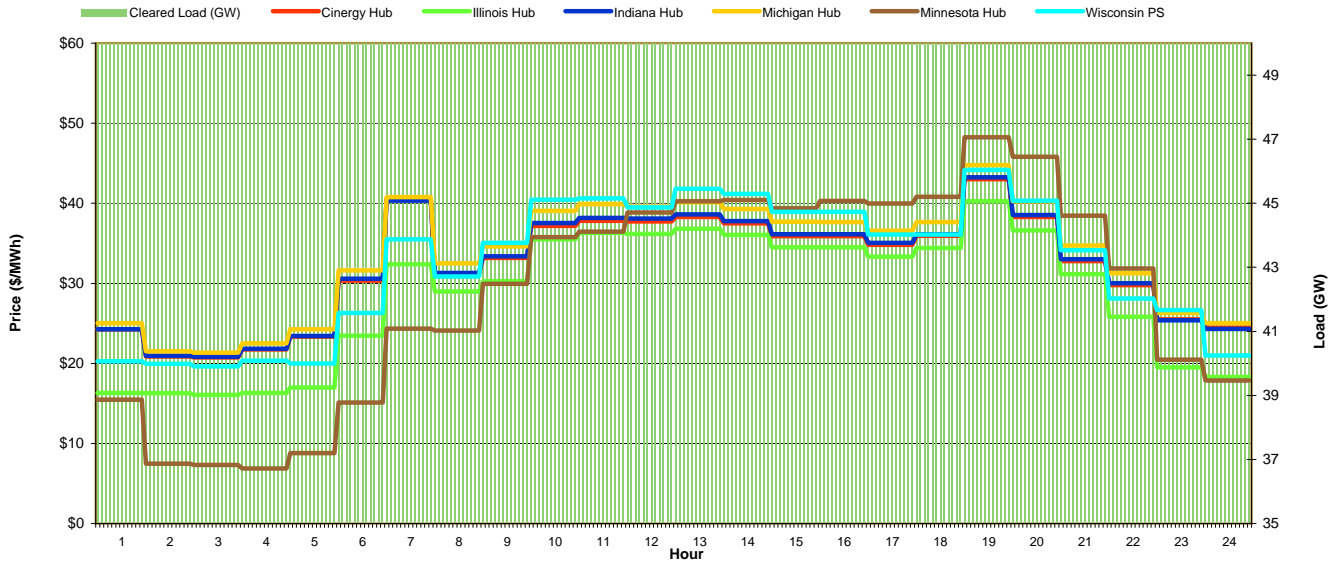
MISO Daily Report

Wednesday October 12, 2011

Price	<=0	>=100	>=200
Forecast Error %	0-4.9%	5-9.9%	>=10%

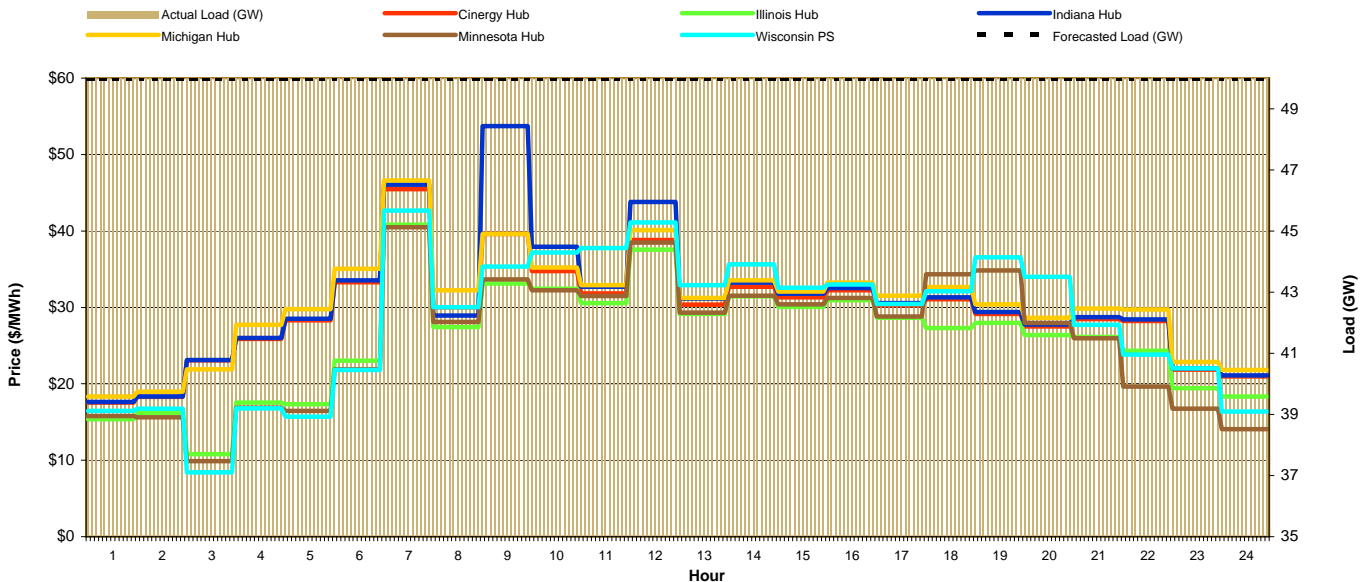
Day-Ahead Prices and Cleared Load

Hour Ending:																									Avg. Hr \$	
	1	2	3	4	5	6	7	8	9	10	11	12	13	14	15	16	17	18	19	20	21	22	23	24	All	On Pk
Cinergy Hub	24.26	20.85	20.74	21.74	23.35	30.35	40.56	31.18	33.17	37.19	37.83	37.73	38.28	37.51	35.89	35.88	34.81	35.92	43.00	38.28	32.76	29.78	25.50	24.48	32.13	35.29
Illinois Hub	16.32	16.28	16.05	16.29	17.00	23.47	32.39	28.98	30.27	35.49	36.29	36.19	36.80	36.06	34.50	34.49	33.34	34.40	40.25	36.63	31.14	25.81	19.51	18.31	28.59	33.13
Indiana Hub	24.25	20.95	20.83	21.84	23.42	30.58	40.34	31.30	33.36	37.52	38.17	38.10	38.63	37.79	36.15	36.14	35.04	36.15	43.27	38.53	33.03	30.01	25.40	24.31	32.30	35.54
Michigan Hub	25.02	21.52	21.36	22.52	24.25	31.62	40.76	32.51	34.63	39.05	39.89	39.59	40.13	39.31	37.68	37.66	36.56	37.64	44.79	40.24	34.74	31.25	26.30	25.01	33.50	37.00
Minnesota Hub	15.45	7.46	7.32	6.89	8.81	15.09	24.34	24.10	29.95	35.78	36.47	38.87	40.27	40.43	39.36	40.31	39.98	40.81	48.23	45.80	38.45	31.87	20.45	17.88	28.93	36.95
Wisconsin PS	20.29	19.94	19.64	20.34	20.00	26.30	35.48	30.84	35.04	40.46	40.60	39.51	41.82	41.17	38.92	38.92	36.09	36.11	44.16	40.34	34.13	28.12	26.65	21.01	32.33	37.05
Cleared Load (GW)	50.0	50.0	50.0	50.0	50.0	50.0	50.0	50.0	50.0	50.0	50.0	50.0	50.0	50.0	50.0	50.0	50.0	50.0	50.0	50.0	50.0	50.0	50.0	50.0		



Preliminary Real-Time Prices with Forecasted and Actual System Load

Hour Ending:																									Avg. Hr \$	
	1	2	3	4	5	6	7	8	9	10	11	12	13	14	15	16	17	18	19	20	21	22	23	24	All	On Pk
Cinergy Hub	17.56	18.28	23.07	25.87	28.29	33.28	45.46	30.03	39.59	34.76	31.84	38.81	30.37	32.72	31.30	32.25	30.29	31.05	29.13	27.51	28.47	28.24	21.84	20.97	29.62	31.14
Illinois Hub	15.35	16.22	10.79	17.56	17.34	23.01	40.83	27.42	33.14	32.43	30.56	37.57	29.14	31.43	30.05	30.93	28.63	27.29	27.98	26.39	26.14	24.31	19.43	18.36	25.93	28.93
Indiana Hub	17.64	18.36	23.10	26.00	28.52	33.53	46.07	28.92	53.73	37.92	32.70	43.78	31.15	33.25	31.78	32.54	30.55	31.31	29.38	27.77	28.71	28.45	22.02	21.11	30.76	32.75
Michigan Hub	18.32	18.97	21.91	27.70	29.78	35.04	46.60	32.23	39.63	35.21	32.93	40.13	31.23	33.54	32.06	33.23	31.53	32.64	30.38	28.62	29.85	29.72	22.66	21.80	30.66	32.24
Minnesota Hub	15.77	15.62	9.89	16.86	16.46	21.88	40.48	28.11	33.66	32.25	31.49	38.49	29.32	31.54	30.38	31.23	28.81	34.33	34.84	27.95	25.97	19.64	16.76	14.06	26.07	29.67
Wisconsin PS	16.47	16.74	8.40	16.80	15.72	21.83	42.65	30.02	35.34	37.19	37.76	41.10	32.93	35.65	32.58	32.99	30.43	32.11	36.56	34.00	27.73	23.82	22.02	16.37	28.22	32.64
Forecasted Load (GW)	50.0	50.0	50.0	50.0	50.0	50.0	50.0	50.0	50.0	50.0	50.0	50.0	50.0	50.0	50.0	50.0	50.0	50.0	50.0	50.0	50.0	50.0	50.0	50.0		
Forecast Error %	0.0%	0.0%	0.0%	0.0%	0.0%	0.0%	0.0%	0.0%	0.0%	0.0%	0.0%	0.0%	0.0%	0.0%	0.0%	0.0%	0.0%	0.0%	0.0%	0.0%	0.0%	0.0%	0.0%	0.0%		





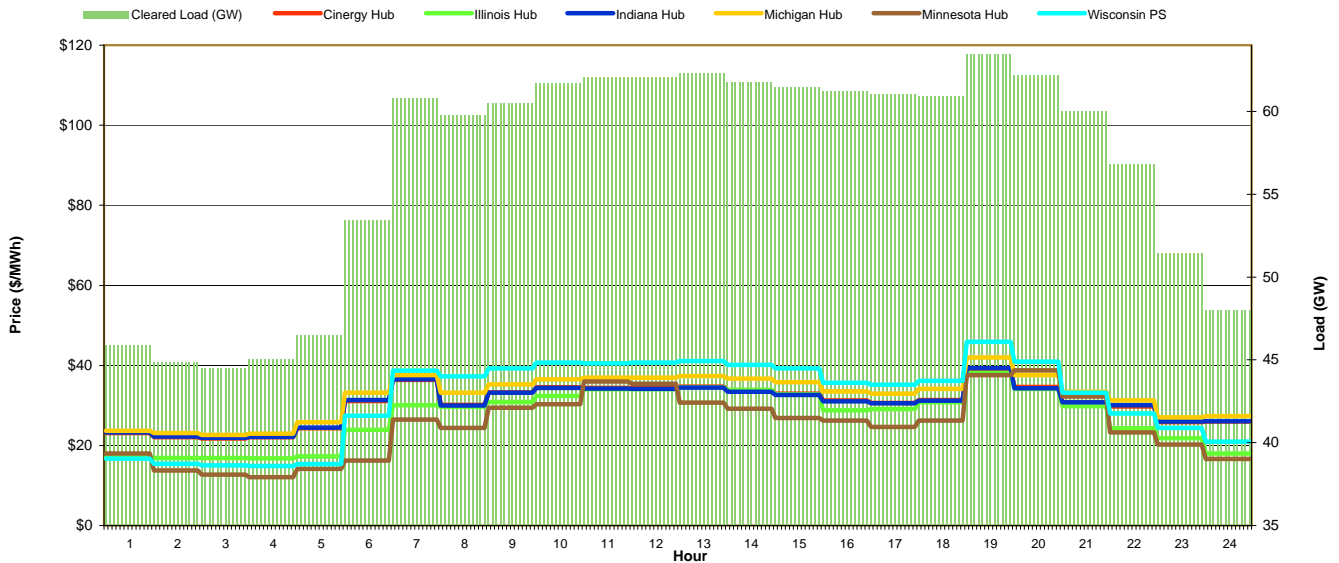
MISO Daily Report

Thursday October 13, 2011

Price	<=0	>=100	>=200
Forecast Error %	0-4.9%	5-9.9%	>=10%

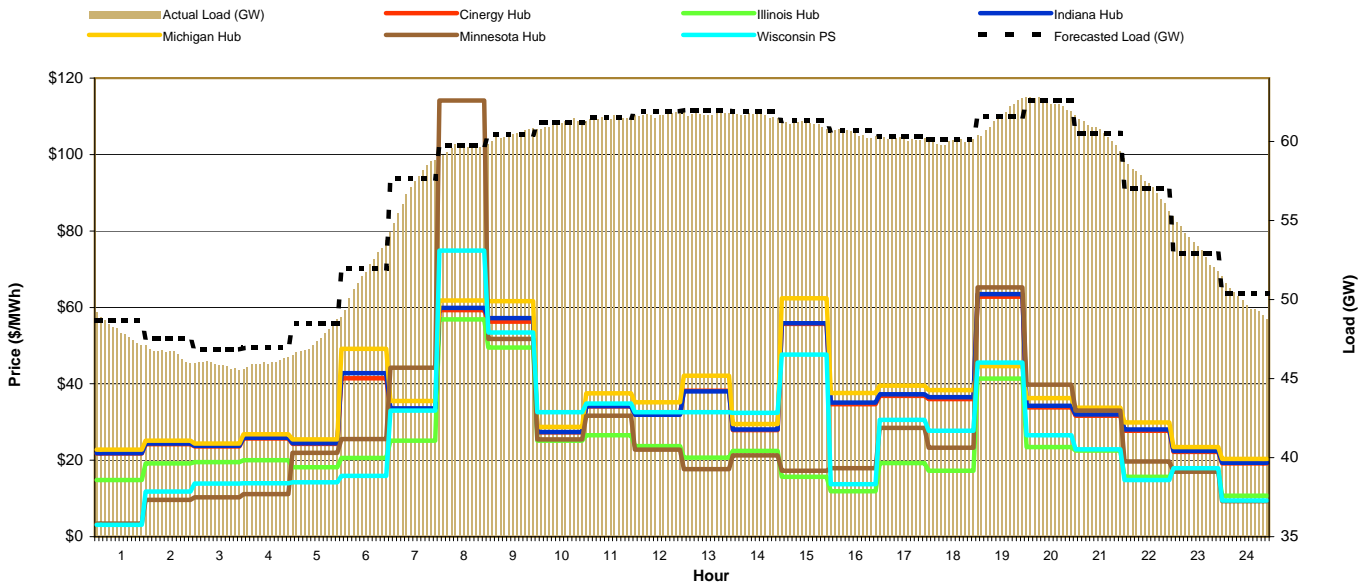
Day-Ahead Prices and Cleared Load

Hour Ending:																									Avg. Hr \$			
	1	2	3	4	5	6	7	8	9	10	11	12	13	14	15	16	17	18	19	20	21	22	23	24	All	On Pk		
Cinergy Hub	23.11	22.08	21.75	22.05	24.33	31.06	36.38	30.15	33.25	34.51	34.38	34.35	34.73	33.84	32.92	31.26	30.63	31.31	39.20	34.59	30.75	29.78	25.82	25.99	30.34	32.59		
Illinois Hub	17.01	16.90	16.87	16.75	17.25	23.91	30.05	29.70	30.89	32.41	34.05	34.06	34.56	33.87	32.78	28.82	29.13	30.79	38.12	34.16	29.85	24.32	21.84	18.00	27.34	31.21		
Indiana Hub	23.24	22.22	21.90	22.18	24.47	31.31	36.57	29.97	33.19	34.41	34.19	34.15	34.47	33.44	32.64	31.00	30.56	31.16	39.33	34.33	30.74	30.08	26.00	26.07	30.32	32.48		
Michigan Hub	23.69	23.07	22.66	22.97	25.83	33.18	37.60	33.18	35.26	36.57	36.94	36.93	37.37	36.68	35.78	33.47	32.96	34.10	41.95	37.57	33.45	31.29	27.04	27.31	32.37	35.03		
Minnesota Hub	18.00	13.77	12.68	12.04	14.13	16.26	26.45	24.40	29.39	30.27	35.97	35.38	30.69	29.22	26.87	26.25	24.65	26.20	37.55	38.78	32.18	23.28	20.22	16.64	25.05	29.46		
Wisconsin PS	16.73	15.45	15.05	14.90	15.32	27.40	38.66	37.28	39.23	40.67	40.56	40.71	41.06	40.13	39.24	35.66	35.18	36.13	45.85	40.93	33.19	28.00	24.37	20.98	31.78	37.38		
Cleared Load (GW)	45.9	44.9	44.5	45.0	46.5	53.5	60.8	59.8	60.5	61.7	62.1	62.1	62.3	61.8	61.5	61.3	61.0	60.9	63.4	62.2	60.0	56.8	51.5	4.8				



Preliminary Real-Time Prices with Forecasted and Actual System Load

Hour Ending:																									Avg. Hr \$			
	1	2	3	4	5	6	7	8	9	10	11	12	13	14	15	16	17	18	19	20	21	22	23	24	All	On Pk		
Cinergy Hub	21.76	24.19	23.64	25.70	24.27	41.44	33.21	59.33	56.28	27.27	34.06	32.02	38.17	27.86	55.69	34.65	36.82	36.05	62.79	33.87	31.68	27.71	22.19	19.15	34.58	38.53		
Illinois Hub	14.80	19.14	19.49	20.02	18.16	20.62	25.15	56.89	49.46	25.12	26.58	23.68	20.66	22.41	15.69	11.91	19.22	17.24	41.33	23.48	22.54	15.68	17.37	10.68	23.22	25.58		
Indiana Hub	21.89	24.35	23.79	25.87	24.42	42.82	33.58	59.89	57.23	27.42	34.16	31.94	38.04	28.04	55.82	35.10	37.25	36.48	63.49	34.21	32.02	28.03	22.43	19.33	34.90	38.85		
Michigan Hub	22.81	25.16	24.41	26.77	25.43	49.19	35.48	61.77	61.63	28.73	37.54	35.19	42.13	29.45	62.36	37.60	39.51	38.37	44.67	36.22	33.77	29.87	23.47	20.39	36.33	40.14		
Minnesota Hub	3.44	9.67	10.29	11.15	21.94	25.51	44.19	114.14	51.72	25.44	31.65	22.81	17.68	21.30	17.28	17.93	28.44	23.29	65.20	39.81	32.97	19.71	16.97	9.26	28.41	34.15		
Wisconsin PS	3.07	11.79	13.89	13.99	14.20	15.95	32.98	74.88	53.39	32.55	34.85	32.59	32.60	32.42	47.62	13.73	30.54	27.72	45.52	26.52	22.86	14.84	17.96	9.43	27.33	33.78		
Forecasted Load (GW)	48.7	47.5	46.8	46.9	48.5	52.0	57.6	59.7	60.4	61.2	61.5	61.9	62.0	61.9	61.3	60.7	60.3	60.1	61.6	62.6	60.5	57.0	52.9	50.4				
Forecast Error %	-1.3%	-2.0%	-2.1%	-2.1%	-2.2%	-0.9%	-1.1%	-0.3%	-0.1%	-0.2%	-0.1%	-0.3%	-0.4%	-0.4%	-0.2%	-0.3%	-0.3%	-0.2%	-0.1%	-0.2%	0.2%	0.6%	1.0%	-0.8%				





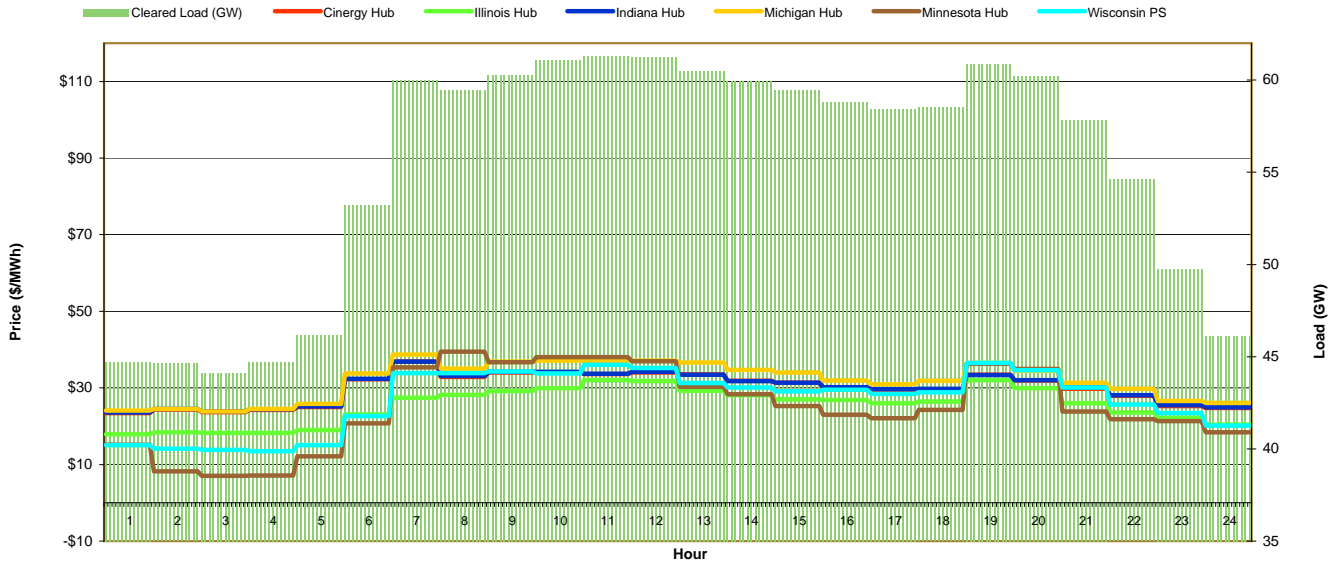
MISO Daily Report

Friday October 14, 2011

Price	<=0	>=100	>=200
Forecast Error %	0-4.9%	5-9.9%	>=10%

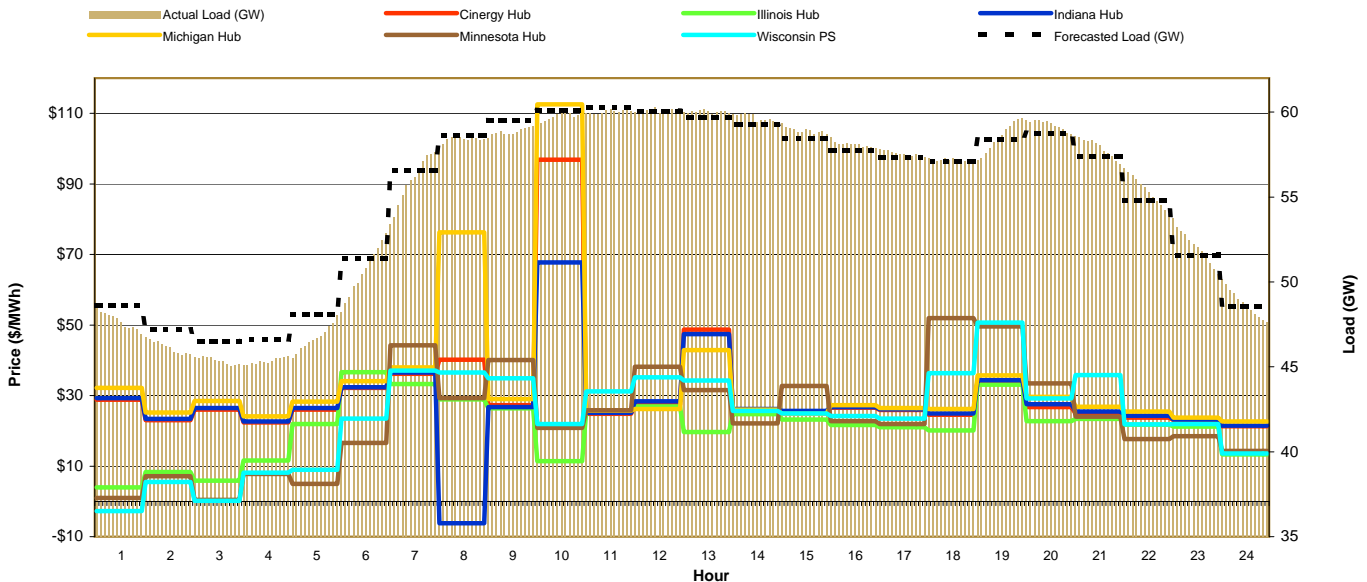
Day-Ahead Prices and Cleared Load

Hour Ending:																									Avg. Hr \$	
	1	2	3	4	5	6	7	8	9	10	11	12	13	14	15	16	17	18	19	20	21	22	23	24	All	On Pk
Cinergy Hub	23.46	24.32	23.64	24.23	25.00	32.26	36.90	32.88	34.00	34.05	33.65	34.03	33.50	31.83	31.32	30.05	29.52	29.64	33.41	31.95	29.81	27.94	25.26	24.77	29.89	31.43
Illinois Hub	17.92	18.44	18.27	18.25	19.00	23.05	27.47	28.22	29.15	29.92	32.00	31.75	29.26	28.07	26.99	26.87	26.00	26.42	32.06	29.94	26.05	23.59	22.17	20.42	25.47	28.03
Indiana Hub	23.56	24.49	23.82	24.40	25.17	32.34	36.86	33.13	34.18	34.23	33.70	34.20	33.47	31.79	31.35	30.18	29.68	29.75	33.35	32.02	30.07	28.13	25.47	24.91	30.01	31.54
Michigan Hub	24.12	24.52	23.83	24.50	25.87	33.80	38.72	35.00	36.83	37.16	36.94	37.15	36.66	34.70	34.00	31.96	30.95	31.86	36.56	34.43	31.33	29.80	26.60	26.06	31.81	33.87
Minnesota Hub	15.12	8.19	7.03	7.09	12.18	20.75	35.37	39.46	36.74	38.05	38.07	36.99	30.27	28.39	25.23	23.04	22.12	24.29	36.25	34.93	23.85	21.87	21.31	18.41	25.21	30.05
Wisconsin PS	15.08	14.15	13.80	13.46	15.10	22.69	33.89	33.87	34.26	33.77	36.06	35.24	31.26	30.09	29.14	29.48	28.41	28.85	36.57	34.64	30.14	25.72	23.46	20.17	27.05	31.31
Cleared Load (GW)	44.7	44.6	44.1	44.7	46.2	53.2	60.0	59.5	60.3	61.1	61.3	61.2	60.5	59.9	59.5	58.8	58.4	58.5	60.9	60.2	57.8	54.6	49.8	4.6		



Preliminary Real-Time Prices with Forecasted and Actual System Load

Hour Ending:																									Avg. Hr \$	
	1	2	3	4	5	6	7	8	9	10	11	12	13	14	15	16	17	18	19	20	21	22	23	24	All	On Pk
Cinergy Hub	28.80	23.03	26.05	22.36	26.06	32.18	36.19	40.20	27.31	96.83	24.88	27.38	48.66	25.96	25.36	26.52	25.96	24.52	34.09	26.78	24.97	23.76	23.04	21.27	30.92	32.89
Illinois Hub	3.94	8.28	5.92	11.58	21.97	36.60	33.30	28.96	26.35	11.40	25.70	26.90	19.69	24.74	23.21	21.67	21.01	20.11	33.08	22.74	23.39	21.75	21.21	13.31	21.12	23.24
Indiana Hub	29.32	23.39	26.47	22.67	26.43	32.41	36.54	-6.17	26.75	67.73	25.09	28.33	47.43	26.23	25.63	26.76	26.07	24.93	34.40	27.56	25.48	24.31	23.23	21.51	28.02	28.36
Michigan Hub	32.20	25.17	28.45	24.09	28.27	34.10	37.95	76.29	29.05	112.59	25.71	26.16	42.89	26.00	24.81	27.32	26.50	26.19	35.73	29.60	26.79	25.43	23.78	22.62	34.07	36.55
Minnesota Hub	0.94	7.14	0.40	7.82	4.93	16.54	44.25	29.26	40.09	20.88	25.80	38.13	31.56	22.09	32.69	22.72	21.90	51.95	49.59	33.41	24.05	17.70	18.48	14.29	24.03	30.02
Wisconsin PS	-2.76	5.50	0.15	8.18	8.96	23.50	37.13	36.54	34.88	21.96	31.21	35.17	34.28	25.63	24.95	24.18	23.49	36.33	50.69	29.19	35.82	21.89	21.94	13.63	24.27	30.51
Forecasted Load (GW)	48.6	47.2	46.5	46.6	48.1	51.4	56.5	58.6	59.5	60.1	60.3	60.1	59.7	59.2	58.5	57.8	57.4	57.1	58.4	58.8	57.4	54.8	51.6	48.6		
Forecast Error %	-1.9%	-2.3%	-2.5%	-2.8%	-3.0%	-1.5%	-0.5%	-1.1%	-0.7%	-0.4%	0.0%	0.6%	0.7%	0.8%	0.6%	0.3%	0.1%	0.2%	0.8%	0.9%	1.0%	0.9%	0.3%			





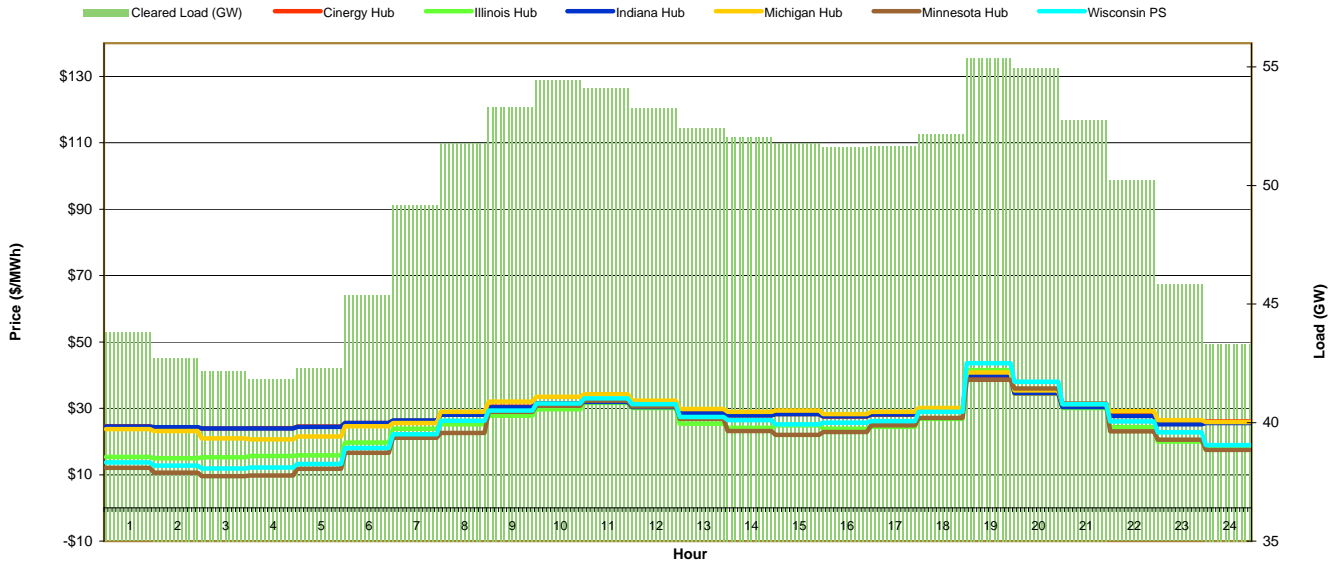
MISO Daily Report

Saturday October 15, 2011

Price	<=0	>=100	>=200
Forecast Error %	0-4.9%	5-9.9%	>=10%

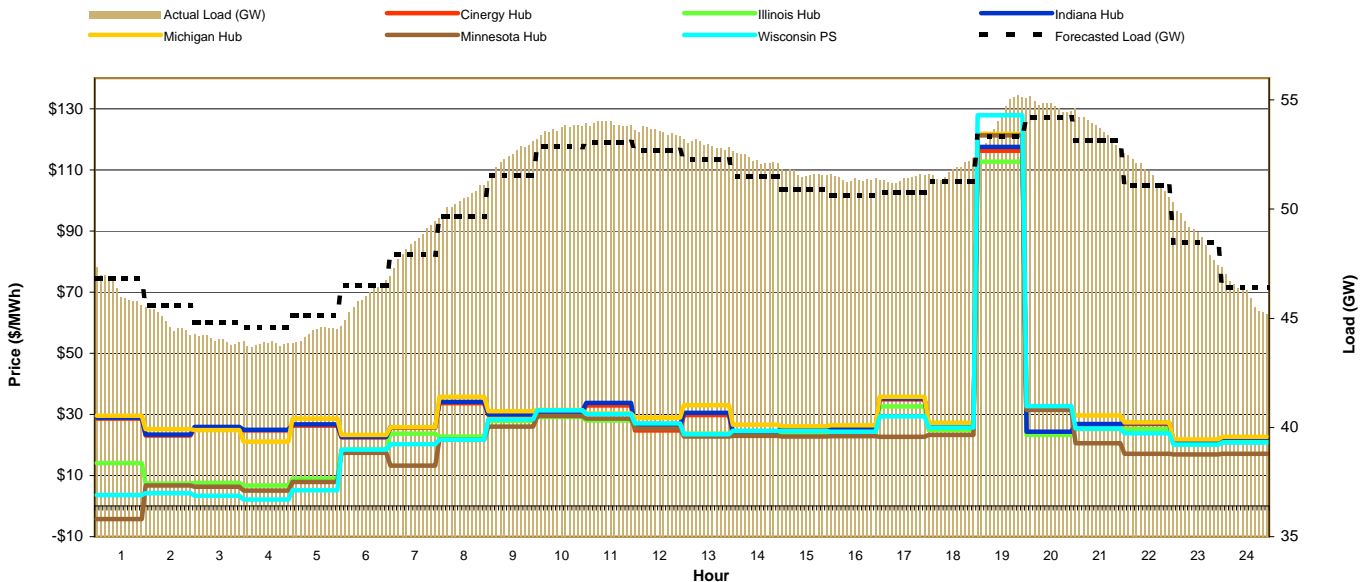
Day-Ahead Prices and Cleared Load

Hour Ending:																									Avg. Hr \$	
	1	2	3	4	5	6	7	8	9	10	11	12	13	14	15	16	17	18	19	20	21	22	23	24	All	On Pk
Cinergy Hub	24.56	24.26	23.96	24.01	24.51	25.60	26.23	28.27	30.51	31.57	32.17	30.53	28.49	27.93	28.24	27.50	28.06	29.27	39.70	34.44	30.18	28.10	25.64	26.10	28.33	30.04
Illinois Hub	15.34	15.00	15.23	15.63	15.82	19.70	23.79	25.20	27.75	29.73	31.69	30.10	25.38	24.16	24.87	23.88	24.44	26.85	41.43	34.50	30.15	24.34	20.00	17.84	24.28	27.78
Indiana Hub	24.55	24.28	23.95	23.97	24.46	25.61	26.35	28.08	30.27	31.32	31.91	30.39	28.47	27.89	28.24	27.61	28.21	29.41	39.96	34.67	30.40	27.71	25.22	25.59	28.27	29.99
Michigan Hub	23.76	23.19	20.90	20.61	21.55	24.64	25.57	28.91	32.03	33.44	34.22	32.29	29.80	28.98	29.37	28.26	28.91	30.07	40.83	35.38	31.30	29.12	26.47	25.86	28.56	31.21
Minnesota Hub	12.10	10.66	9.54	9.78	11.74	16.56	21.18	22.57	28.90	30.79	32.31	30.54	26.83	23.12	22.01	22.92	24.94	27.10	38.57	35.94	31.49	23.05	20.59	17.46	22.95	27.60
Wisconsin PS	13.69	12.71	11.90	12.21	13.26	18.07	22.18	26.25	29.37	31.44	33.03	31.26	27.38	26.41	25.15	25.63	26.18	28.96	43.64	38.00	31.23	26.05	22.81	18.89	24.82	29.55
Cleared Load (GW)	43.8	42.7	42.2	41.8	42.3	45.4	49.2	51.8	53.3	54.4	54.1	53.3	52.4	52.0	51.8	51.6	51.7	52.2	55.4	55.0	52.8	50.2	45.8	4.3		



Preliminary Real-Time Prices with Forecasted and Actual System Load

Hour Ending:																									Avg. Hr \$	
	1	2	3	4	5	6	7	8	9	10	11	12	13	14	15	16	17	18	19	20	21	22	23	24	All	On Pk
Cinergy Hub	28.60	23.08	25.56	24.71	26.36	22.41	25.62	33.66	29.82	30.61	32.95	24.75	29.81	23.18	25.14	25.38	34.93	26.27	116.23	24.08	26.64	26.88	21.28	22.16	30.42	33.23
Illinois Hub	14.09	7.33	7.57	6.77	8.93	18.47	23.70	22.81	27.94	29.20	27.99	25.84	23.66	23.86	23.75	23.65	32.64	24.86	112.64	23.30	25.29	25.21	20.30	21.10	25.04	30.81
Indiana Hub	28.89	23.42	25.89	24.99	26.75	22.64	25.81	34.02	30.10	30.92	33.73	26.34	30.54	24.45	25.42	25.66	35.25	26.55	117.54	24.37	26.89	27.11	21.44	22.32	30.88	33.77
Michigan Hub	29.52	25.12	24.82	21.09	28.65	23.32	25.80	35.73	31.06	31.46	30.32	28.96	32.99	26.62	26.14	26.42	35.70	27.25	121.75	31.99	29.65	27.32	21.78	22.61	31.92	35.32
Minnesota Hub	-4.25	6.78	6.37	5.11	7.94	17.41	13.28	21.69	26.01	29.46	28.58	25.33	22.73	22.94	22.80	22.83	22.65	23.27	121.30	31.40	20.60	17.14	16.95	17.10	22.73	29.73
Wisconsin PS	3.58	4.21	3.42	2.14	5.23	18.48	20.30	21.75	28.44	31.34	30.06	27.05	23.47	24.70	24.55	24.38	29.39	25.67	127.86	32.69	25.37	23.85	20.16	20.77	24.95	32.54
Forecasted Load (GW)	46.8	45.6	44.8	44.6	45.1	46.5	47.9	49.6	51.5	52.8	53.1	52.7	52.3	51.5	50.9	50.6	50.8	51.3	53.4	54.2	53.1	51.1	48.5	46.4		
Forecast Error %	-1.1%	-1.7%	-1.8%	-1.8%	-1.5%	0.9%	1.5%	1.6%	1.5%	1.6%	1.5%	1.6%	1.3%	1.5%	1.4%	1.4%	1.1%	1.0%	1.3%	1.0%	1.2%	0.9%	-0.6%			





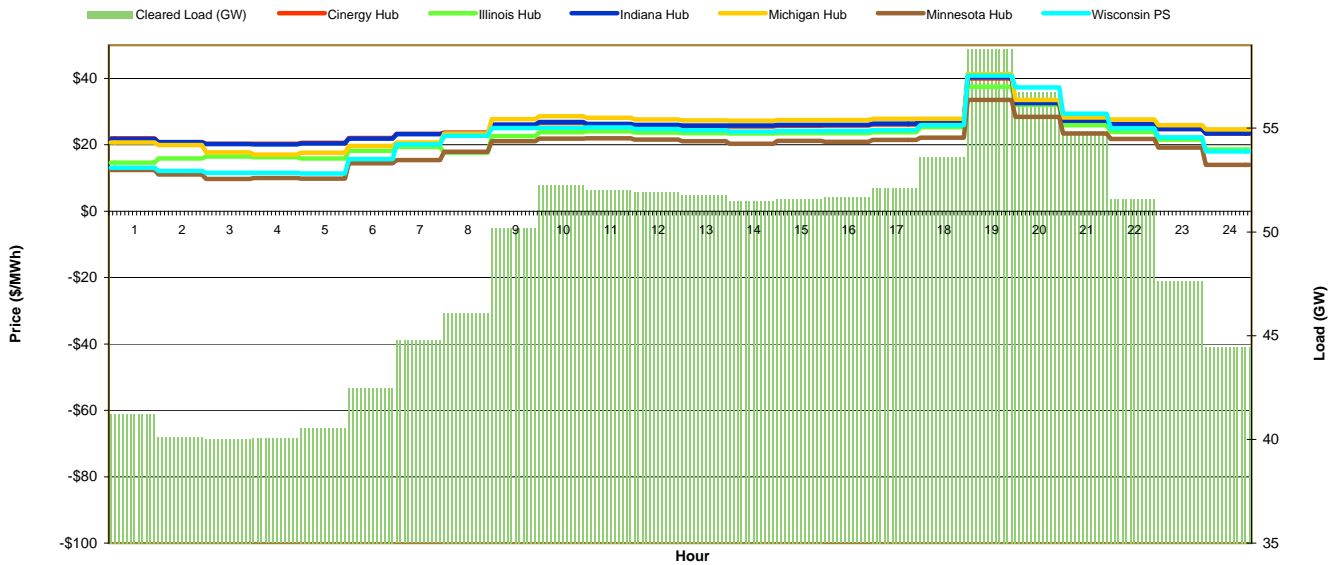
MISO Daily Report

Sunday October 16, 2011

Price	<=0	>=100	>=200
Forecast Error %	0-4.9%	5-9.9%	>=10%

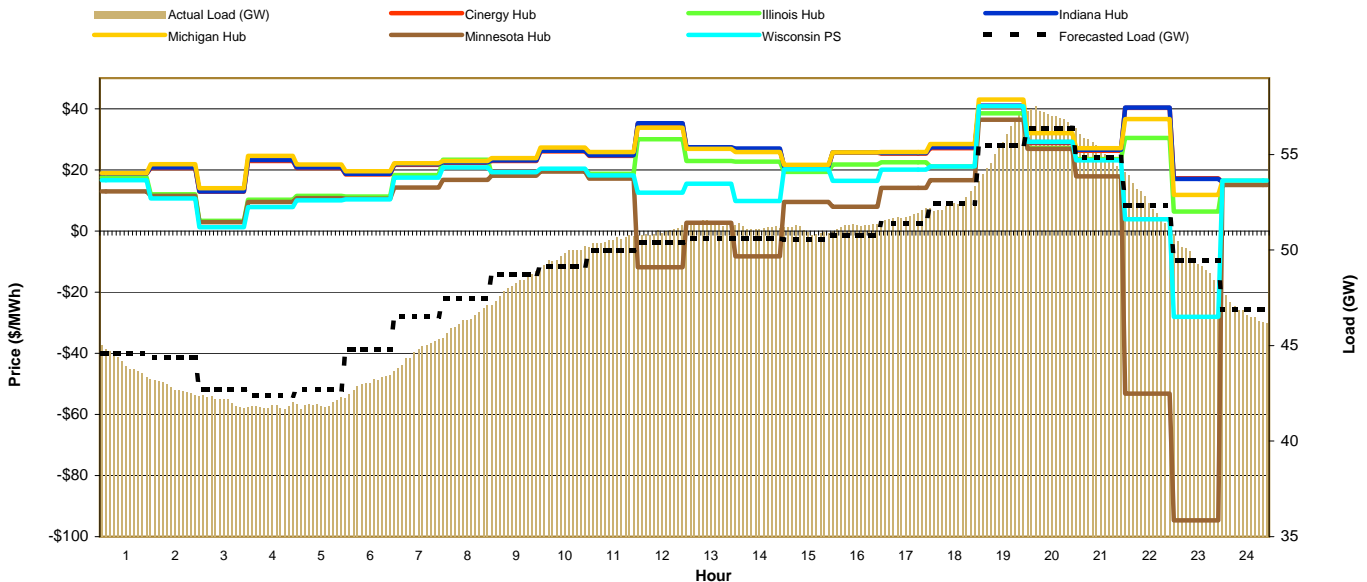
Day-Ahead Prices and Cleared Load

Hour Ending:																									Avg. Hr \$			
	1	2	3	4	5	6	7	8	9	10	11	12	13	14	15	16	17	18	19	20	21	22	23	24	All	On Pk		
Cinergy Hub	21.94	20.83	20.31	20.27	20.60	22.00	23.29	23.65	25.84	26.57	25.98	25.75	25.53	25.51	25.75	25.76	26.09	27.09	40.00	32.06	26.93	26.24	24.71	23.38	25.25	27.09		
Illinois Hub	14.65	15.91	16.47	16.26	15.89	18.20	19.36	17.61	22.61	23.75	24.02	23.72	23.47	23.41	23.52	23.52	23.81	25.36	37.48	32.06	25.87	23.83	21.54	18.59	22.12	24.72		
Indiana Hub	21.73	20.80	20.21	20.14	20.37	21.86	23.18	23.39	26.05	26.82	26.28	26.03	25.81	25.76	25.99	25.98	26.35	27.37	40.35	32.57	27.23	26.15	24.71	23.37	25.35	27.30		
Michigan Hub	20.67	19.95	17.68	17.01	17.65	19.59	20.67	23.38	27.75	28.57	28.15	27.60	27.35	27.28	27.45	27.45	27.85	27.81	41.34	33.50	28.20	27.63	25.93	24.62	25.63	28.58		
Minnesota Hub	12.36	11.01	9.67	9.98	9.83	14.38	15.38	17.92	21.07	21.84	21.99	21.55	21.08	20.34	21.14	20.85	21.43	22.14	33.51	28.41	23.41	21.78	19.12	13.92	18.92	22.35		
Wisconsin PS	13.06	12.14	11.53	11.58	11.33	15.70	20.09	22.73	24.99	25.16	25.24	24.71	24.38	23.98	24.15	24.16	24.49	25.86	40.89	37.23	29.34	24.96	22.23	18.04	22.41	26.53		
Cleared Load (GW)	41.2	40.1	40.0	40.0	40.6	42.5	44.8	46.1	50.2	52.2	52.0	51.9	51.8	51.5	51.6	51.7	52.1	53.6	58.8	56.7	54.9	51.6	47.6	4.4				



Preliminary Real-Time Prices with Forecasted and Actual System Load

Hour Ending:																									Avg. Hr \$			
	1	2	3	4	5	6	7	8	9	10	11	12	13	14	15	16	17	18	19	20	21	22	23	24	All	On Pk		
Cinergy Hub	18.66	20.58	12.80	22.92	20.54	18.51	21.68	22.27	22.89	26.06	24.56	35.16	27.25	26.80	20.96	25.57	25.32	27.11	40.63	28.79	26.28	40.30	17.23	15.87	24.53	27.32		
Illinois Hub	17.55	11.98	3.34	10.25	11.50	11.29	18.30	23.32	18.65	20.12	18.72	29.97	22.92	22.70	19.30	21.69	22.45	21.14	38.45	27.05	23.53	30.42	6.40	15.37	19.43	22.93		
Indiana Hub	18.79	20.81	12.98	23.20	20.77	18.71	21.85	22.43	23.07	26.27	24.76	35.28	27.38	26.92	21.13	25.75	25.51	27.38	40.99	29.07	26.53	40.38	17.03	16.01	24.71	27.49		
Michigan Hub	18.93	21.79	13.96	24.56	21.77	19.53	22.16	22.90	23.80	27.27	25.80	33.79	26.86	25.79	21.65	25.75	25.78	28.40	42.96	31.99	27.06	36.60	11.79	16.37	24.89	27.39		
Minnesota Hub	12.97	11.43	2.92	9.54	10.71	10.55	14.17	16.67	18.08	19.41	17.18	-11.89	2.68	-8.35	9.54	7.92	14.11	16.59	36.42	26.89	17.88	-53.24	-94.69	15.08	5.11	2.20		
Wisconsin PS	16.57	10.69	1.25	7.84	10.02	10.32	17.40	20.83	19.21	20.35	18.21	12.49	15.43	9.78	20.16	16.40	20.03	21.06	40.83	29.20	23.15	3.81	-28.08	16.48	14.72	16.43		
Forecasted Load (GW)	44.6	44.4	42.7	42.4	42.7	44.8	46.5	47.5	48.7	49.1	50.0	50.4	50.6	50.6	50.5	50.8	51.4	52.5	55.5	56.4	54.9	52.3	49.4	46.9				
Forecast Error %	-1.0%	-3.7%	-1.4%	-1.4%	-1.9%	-4.3%	-4.4%	-2.6%	-1.3%	1.1%	1.0%	1.1%	1.5%	1.1%	1.0%	0.9%	0.7%	0.0%	0.1%	1.1%	0.8%	0.5%	0.0%	-0.2%				





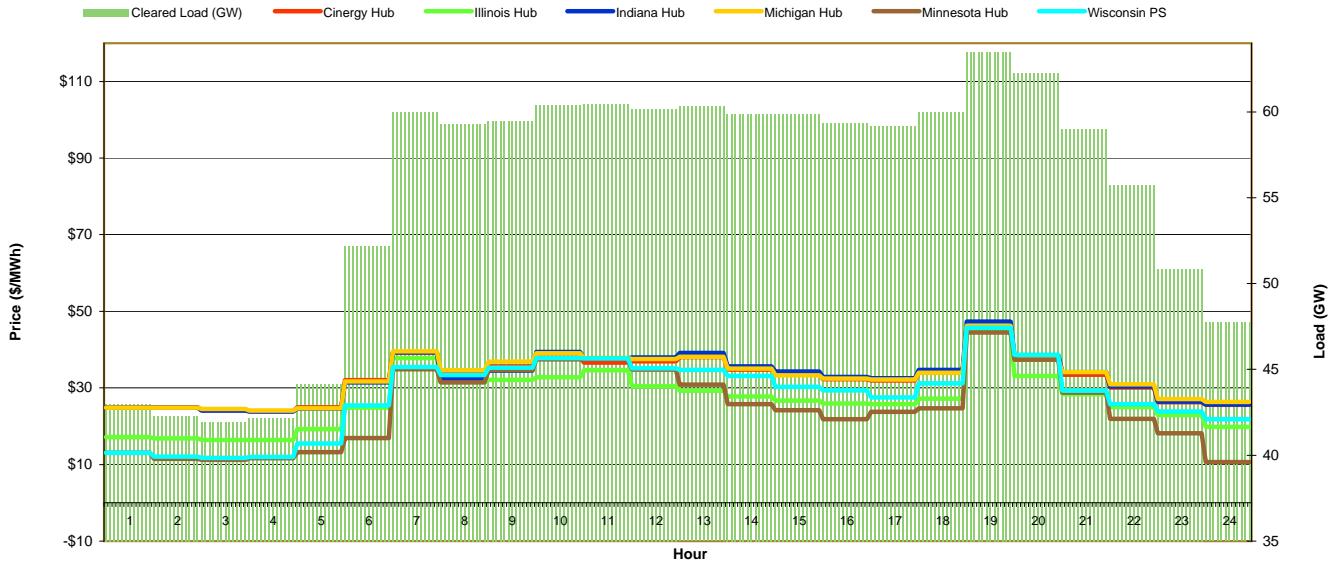
MISO Daily Report

Monday October 17, 2011

Price	<=0	>=100	>=200
Forecast Error %	0-4.9%	5-9.9%	>=10%

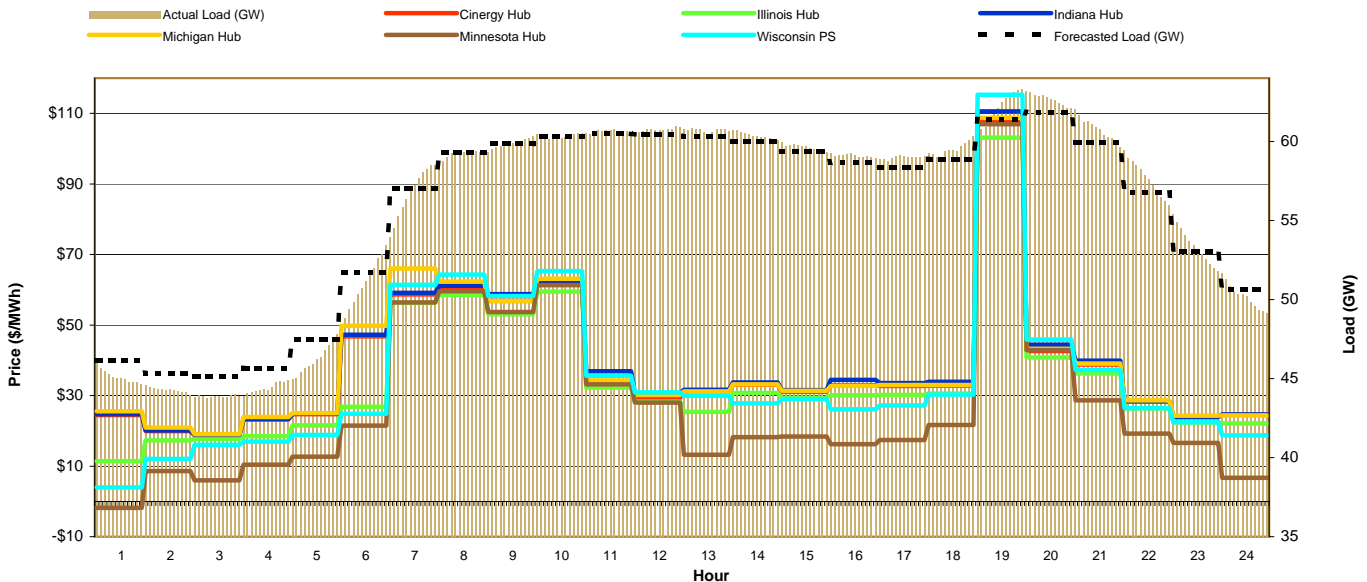
Day-Ahead Prices and Cleared Load

Hour Ending:																									Avg. Hr \$	
	1	2	3	4	5	6	7	8	9	10	11	12	13	14	15	16	17	18	19	20	21	22	23	24	All	On Pk
Cinergy Hub	24.82	24.92	24.13	23.95	24.89	32.01	39.21	33.60	35.64	37.87	36.59	36.96	38.06	34.78	33.53	32.26	31.95	33.97	45.25	37.36	33.46	30.07	26.30	25.59	32.38	34.85
Illinois Hub	17.16	16.83	16.37	16.38	19.22	24.82	37.82	31.50	32.07	32.77	34.64	30.44	29.29	27.77	26.70	25.93	25.73	27.22	44.78	33.15	28.38	25.00	22.88	19.84	26.95	29.89
Indiana Hub	24.86	24.88	24.05	23.86	24.63	31.48	39.30	32.24	34.52	39.41	37.70	37.94	39.11	35.59	34.24	32.86	32.54	34.69	47.29	38.52	34.15	30.32	26.45	25.69	32.76	35.47
Michigan Hub	24.83	24.84	24.51	24.08	24.71	31.71	39.53	34.61	36.91	39.02	37.78	37.52	38.14	35.00	33.30	32.47	32.21	33.97	46.22	37.43	34.09	30.91	27.08	26.38	32.80	35.42
Minnesota Hub	13.07	11.47	11.25	11.63	13.22	16.94	34.83	31.44	34.72	37.42	37.50	34.75	30.83	25.74	24.19	21.87	23.74	24.64	44.50	37.35	28.80	21.92	18.12	10.64	25.02	29.85
Wisconsin PS	13.04	12.02	11.75	12.00	15.47	25.40	35.48	33.33	35.30	37.75	37.71	35.10	34.71	33.09	30.24	29.32	27.52	31.22	45.71	38.66	29.30	25.80	23.86	21.84	28.15	33.04
Cleared Load (GW)	43.0	42.3	42.0	42.2	44.1	52.2	60.0	59.3	59.5	60.4	60.5	60.2	60.3	59.9	59.9	59.4	59.2	60.0	63.5	62.3	59.0	55.8	50.8	4.8		



Preliminary Real-Time Prices with Forecasted and Actual System Load

Hour Ending:																									Avg. Hr \$	
	1	2	3	4	5	6	7	8	9	10	11	12	13	14	15	16	17	18	19	20	21	22	23	24	All	On Pk
Cinergy Hub	24.46	19.93	18.76	23.21	24.75	46.77	58.63	60.62	56.83	61.84	32.73	29.31	31.25	33.13	31.10	32.89	32.77	32.84	107.77	42.65	38.77	28.25	23.83	24.52	38.23	42.29
Illinois Hub	11.41	17.29	17.76	18.48	21.59	26.85	56.31	58.55	53.02	59.52	32.30	28.29	25.41	30.71	29.37	30.14	30.19	30.59	103.10	40.79	36.31	26.39	22.37	22.13	34.54	39.82
Indiana Hub	24.73	20.12	18.88	23.39	24.88	47.23	59.09	61.09	58.74	62.55	36.91	30.62	31.67	33.71	31.54	34.48	33.53	33.90	110.57	44.42	39.87	28.49	24.01	24.68	39.13	43.51
Michigan Hub	25.52	20.92	19.00	23.94	25.06	49.75	66.06	62.32	56.79	63.12	34.29	30.21	31.18	33.17	31.38	32.70	32.98	33.00	108.73	43.24	39.08	28.65	24.26	24.35	39.15	42.82
Minnesota Hub	-1.80	8.62	5.98	10.40	12.69	21.52	56.42	59.58	53.69	61.28	33.21	28.05	13.26	18.22	18.40	16.26	17.40	21.70	106.97	42.90	28.63	19.17	16.56	6.72	28.16	34.71
Wisconsin PS	3.97	12.08	16.06	16.96	18.84	24.85	61.40	64.27	58.20	65.33	35.66	30.92	29.93	27.87	29.03	26.08	27.16	30.31	115.30	45.85	37.25	26.44	22.51	18.76	35.21	42.01
Forecasted Load (GW)	46.2	45.3	45.1	45.6	47.5	51.7	57.0	59.3	59.9	60.3	60.5	60.4	60.3	60.0	59.3	58.6	58.4	58.9	61.4	61.8	59.9	56.8	53.0	50.6		
Forecast Error %	-2.4%	-2.4%	-2.9%	-2.8%	-1.6%	-0.5%	-0.3%	-0.1%	0.1%	0.2%	0.4%	0.6%	0.6%	0.4%	0.7%	1.0%	1.1%	1.3%	1.4%	1.6%	0.7%	0.7%	0.7%	-0.9%		





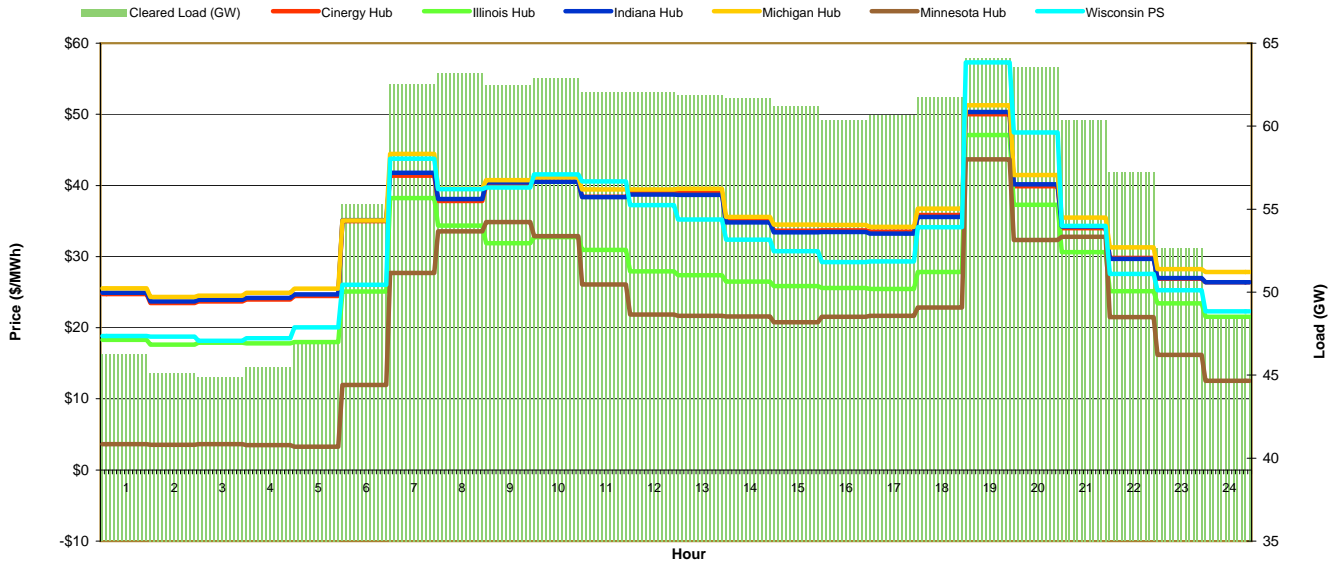
MISO Daily Report

Tuesday October 18, 2011

Price	<=0	>=100	>=200
Forecast Error %	0-4.9%	5-9.9%	>=10%

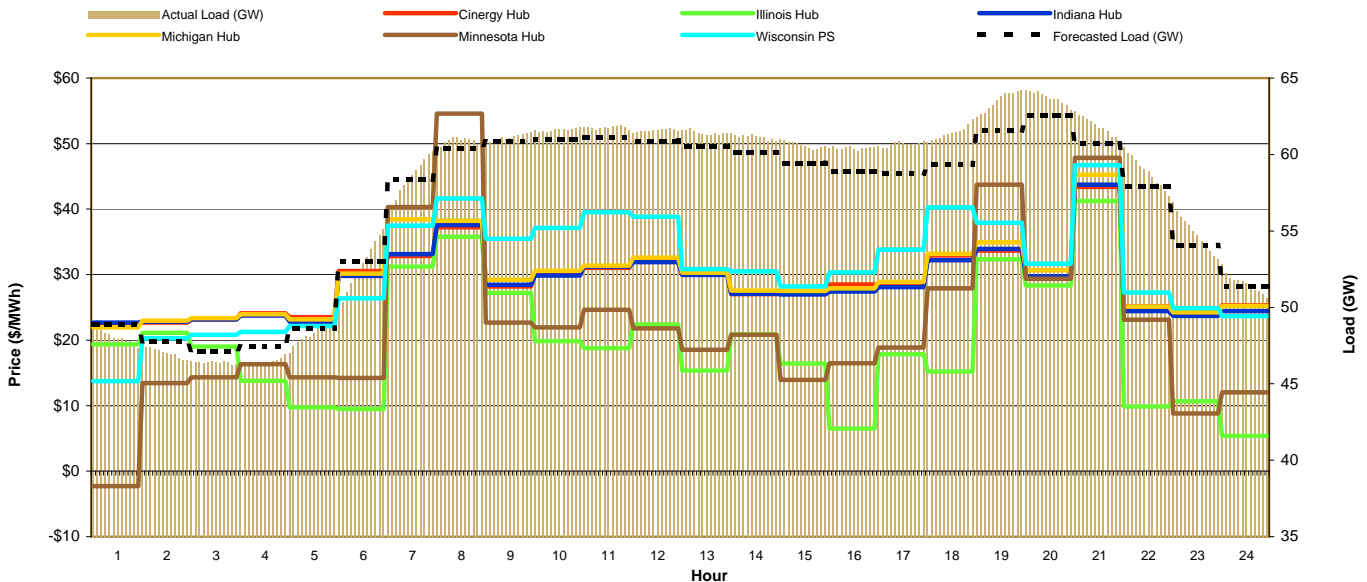
Day-Ahead Prices and Cleared Load

Hour Ending:																									Avg. Hr \$	
	1	2	3	4	5	6	7	8	9	10	11	12	13	14	15	16	17	18	19	20	21	22	23	24	All	On Pk
Cinergy Hub	24.71	23.48	23.71	23.97	24.44	35.00	41.37	37.81	40.00	40.51	38.39	38.89	39.02	34.97	33.62	33.70	33.50	35.83	50.00	39.87	33.98	29.83	26.89	26.38	33.74	36.68
Illinois Hub	18.28	17.62	17.87	17.80	17.97	25.11	38.22	34.35	31.89	32.74	30.94	27.92	27.38	26.48	25.86	25.57	25.47	27.83	47.08	37.27	30.64	25.15	23.42	21.53	27.27	30.00
Indiana Hub	24.93	23.68	23.90	24.18	24.67	35.10	41.78	38.11	40.43	40.54	38.35	38.74	38.67	34.79	33.40	33.44	33.22	35.55	50.34	40.15	34.21	29.66	26.97	26.40	33.80	36.66
Michigan Hub	25.55	24.34	24.51	24.91	25.51	35.07	44.42	39.53	40.76	41.17	39.43	39.42	39.52	35.58	34.49	34.46	34.19	36.73	51.26	41.48	35.46	31.32	28.26	27.82	34.80	37.69
Minnesota Hub	3.61	3.56	3.61	3.51	3.28	11.97	27.69	33.54	34.85	32.87	26.09	21.87	21.68	21.59	20.79	21.53	21.67	22.86	43.69	32.32	32.78	21.50	16.18	12.54	20.65	26.61
Wisconsin PS	18.85	18.77	18.18	18.54	20.04	26.03	43.78	39.49	39.69	41.54	40.59	37.24	35.20	32.40	30.77	29.23	29.33	34.15	57.32	47.45	34.31	27.59	25.28	22.31	32.00	36.35
Cleared Load (GW)	46.2	45.1	44.9	45.5	47.1	55.3	62.5	63.2	62.5	62.9	62.1	62.0	61.9	61.7	61.2	60.4	60.7	61.8	64.1	63.6	60.4	57.2	52.7	4.9		



Preliminary Real-Time Prices with Forecasted and Actual System Load

Hour Ending:																									Avg. Hr \$	
	1	2	3	4	5	6	7	8	9	10	11	12	13	14	15	16	17	18	19	20	21	22	23	24	All	On Pk
Cinergy Hub	22.55	22.68	23.17	24.11	23.49	30.55	32.83	37.26	28.21	30.14	31.01	32.14	30.50	27.01	27.38	28.48	28.45	32.93	33.65	29.49	43.39	25.12	24.37	25.31	28.93	30.60
Illinois Hub	19.34	21.11	19.03	13.77	9.73	9.49	31.22	35.77	27.20	19.85	18.78	22.37	15.37	20.86	16.42	6.53	17.84	15.21	32.35	28.33	41.23	9.90	10.66	5.39	19.49	21.17
Indiana Hub	22.66	22.82	23.15	23.76	22.85	29.83	33.12	37.58	28.42	29.84	31.22	31.91	29.95	27.08	26.97	27.44	28.12	32.22	33.92	29.73	43.72	24.44	23.70	24.46	28.70	30.39
Michigan Hub	21.93	22.98	23.35	23.96	23.15	30.15	38.46	38.22	29.23	30.57	31.36	32.62	30.30	27.55	27.52	27.92	28.88	33.19	34.95	30.67	45.26	25.14	24.25	25.20	29.45	31.10
Minnesota Hub	-2.29	13.43	14.35	16.35	14.33	14.21	40.32	54.58	22.70	21.96	24.62	21.80	18.51	20.81	13.96	16.46	18.87	27.93	43.72	29.39	47.85	23.12	8.82	12.02	22.41	25.94
Wisconsin PS	13.75	20.27	20.82	21.28	22.16	26.40	37.47	41.63	35.47	37.13	39.56	38.86	30.86	30.49	28.22	30.36	33.83	40.27	37.94	31.69	46.72	27.29	24.89	23.66	30.87	34.70
Forecasted Load (GW)	48.9	47.8	47.1	47.4	48.6	53.0	58.4	60.4	60.8	61.0	61.1	60.9	60.5	60.1	59.4	58.9	58.8	59.3	61.6	62.6	60.7	57.9	54.1	51.4		
Forecast Error %	-1.7%	-1.6%	-1.6%	-2.2%	-0.7%	-0.8%	-0.1%	0.7%	0.4%	0.9%	1.1%	1.1%	1.4%	1.7%	2.0%	2.5%	3.1%	2.9%	1.8%	1.8%	1.7%	1.4%	0.3%			





MISO Daily Report

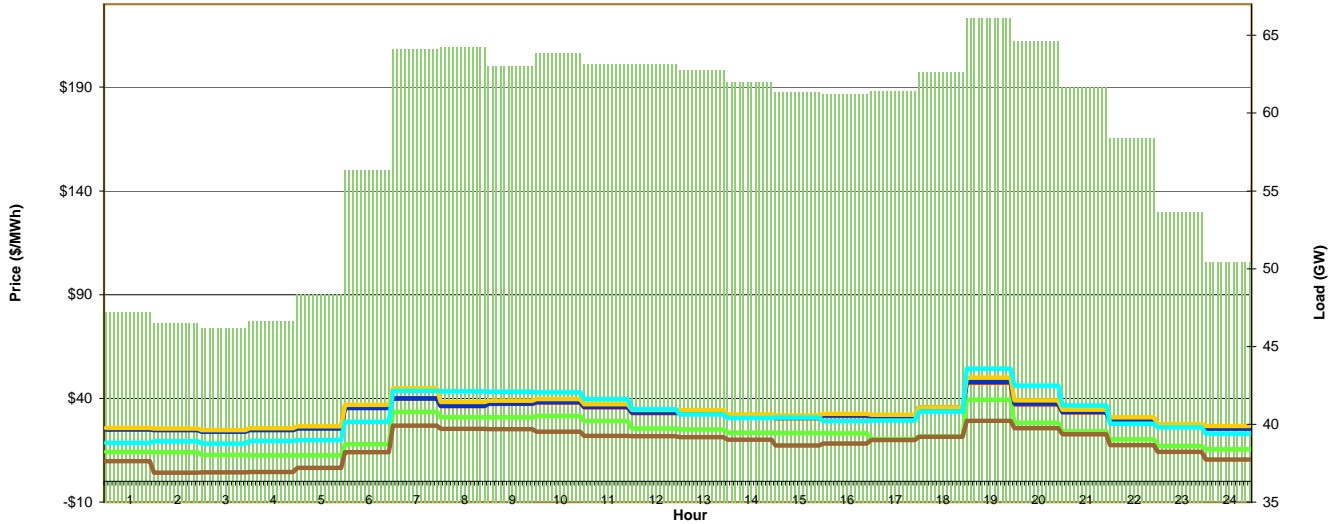
Wednesday October 19, 2011

Price	<=0	>=100	>=200
Forecast Error %	0-4.9%	5-9.9%	>=10%

Day-Ahead Prices and Cleared Load

Hour Ending:																									Avg. Hr \$	
	1	2	3	4	5	6	7	8	9	10	11	12	13	14	15	16	17	18	19	20	21	22	23	24	All	On Pk
Cinergy Hub	25.12	24.79	24.26	24.98	25.75	36.34	40.00	36.29	37.32	38.01	35.70	32.88	32.81	30.83	30.35	31.50	31.28	35.53	47.53	37.11	33.13	29.20	26.48	25.52	32.20	34.12
Illinois Hub	14.27	14.10	12.63	12.49	12.51	17.88	33.42	30.89	30.90	31.51	28.96	25.54	24.95	23.53	23.27	23.10	20.44	21.64	39.34	28.26	24.11	20.17	17.06	15.46	22.77	25.85
Indiana Hub	24.96	24.65	23.98	24.67	25.50	35.34	39.90	36.50	37.54	38.30	36.01	33.23	33.15	31.18	30.70	31.73	31.37	35.50	48.02	37.44	33.42	29.12	26.49	25.42	32.26	34.36
Michigan Hub	25.71	25.52	24.71	25.64	26.54	36.89	44.89	38.25	38.90	39.59	37.22	34.40	34.33	32.32	31.81	32.54	32.05	35.65	49.93	39.02	34.50	30.90	27.69	26.74	33.57	35.57
Minnesota Hub	9.72	4.26	4.32	4.47	6.47	14.02	26.92	25.27	25.10	23.87	21.93	21.81	21.37	20.05	17.30	18.19	20.00	21.41	29.22	25.63	22.66	17.38	14.17	10.59	17.76	21.59
Wisconsin PS	18.50	19.31	18.17	19.39	19.86	28.71	43.62	43.35	43.23	42.95	39.70	34.80	32.20	30.52	30.71	29.02	29.40	33.69	54.40	46.12	36.60	27.76	26.03	22.96	32.12	36.28
Cleared Load (GW)	47.2	46.5	46.2	46.7	48.4	56.3	64.1	64.2	63.1	63.8	63.2	63.2	62.8	62.0	61.4	61.2	61.4	62.7	66.1	64.7	61.7	58.4	53.7	5.0		

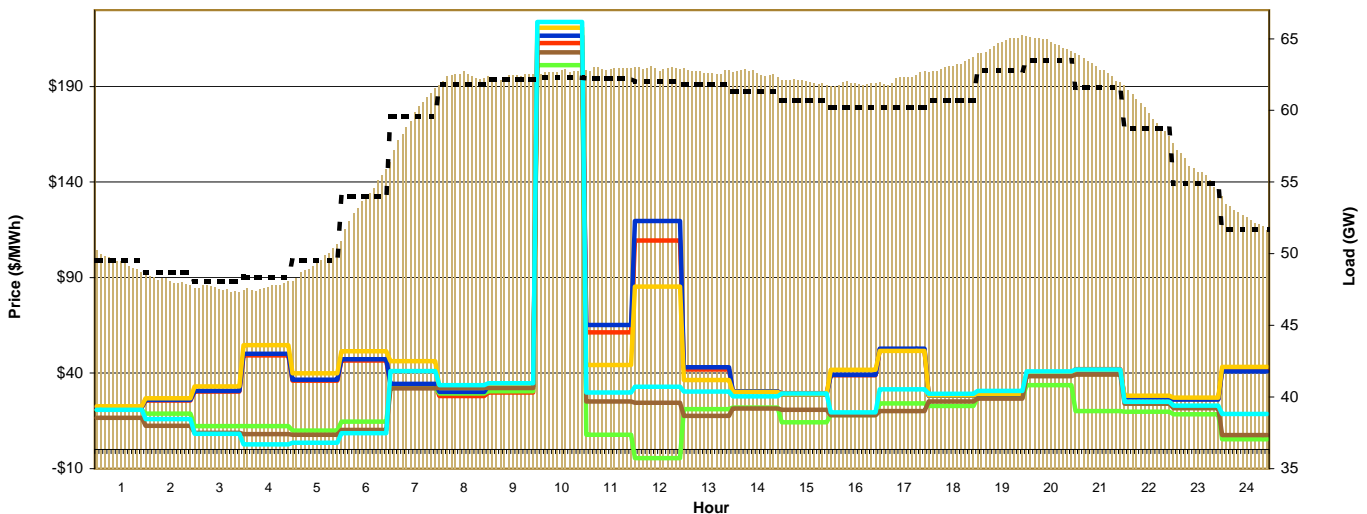
█ Cleared Load (GW)
 █ Cinergy Hub
 █ Illinois Hub
 █ Indiana Hub
 █ Michigan Hub
 █ Minnesota Hub
 █ Wisconsin PS



Preliminary Real-Time Prices with Forecasted and Actual System Load

Hour Ending:																									Avg. Hr \$	
	1	2	3	4	5	6	7	8	9	10	11	12	13	14	15	16	17	18	19	20	21	22	23	24	All	On Pk
Cinergy Hub	22.08	25.72	30.38	49.32	36.06	46.55	34.07	28.06	29.91	212.80	61.39	109.49	41.92	30.43	29.50	38.85	52.23	28.21	28.71	39.28	42.07	27.34	26.26	41.62	46.34	51.65
Illinois Hub	20.85	18.73	12.35	12.34	9.89	14.68	32.33	29.41	30.60	201.16	7.76	-4.41	21.16	22.06	14.22	18.08	24.11	22.79	27.10	33.74	20.07	19.84	18.41	5.44	26.36	31.63
Indiana Hub	22.22	25.94	30.76	50.05	36.61	47.25	34.35	30.13	33.25	216.61	65.21	119.71	43.07	30.48	28.75	39.14	52.75	28.18	28.91	39.29	41.02	27.27	26.21	40.92	47.42	53.12
Michigan Hub	22.69	26.84	33.12	54.68	39.91	51.44	46.21	32.15	33.78	220.81	44.24	85.24	36.46	30.13	28.85	41.79	51.58	28.30	29.16	39.80	41.52	28.14	27.20	43.22	46.55	49.95
Minnesota Hub	16.69	12.40	8.84	8.11	7.73	10.22	32.05	32.38	32.14	207.84	25.17	24.55	17.68	21.50	20.79	17.89	20.21	25.09	26.62	38.48	39.30	23.94	21.59	7.53	29.11	37.20
Wisconsin PS	20.80	16.01	8.32	2.72	3.56	8.59	41.10	33.65	34.65	223.73	29.81	32.95	30.30	27.86	29.35	19.51	31.47	29.20	30.64	40.97	41.96	25.06	22.99	18.58	33.49	42.75
Forecasted Load (GW)	49.5	48.7	48.1	48.4	49.5	54.0	59.5	61.8	62.2	62.3	62.2	62.0	61.8	61.3	60.7	60.2	60.2	60.7	62.8	63.5	61.6	58.7	54.9	51.7		
Forecast Error %	-0.2%	-1.2%	-1.1%	-1.5%	-0.4%	5.0%	-0.3%	0.8%	0.3%	0.6%	1.0%	1.5%	1.4%	2.0%	2.1%	2.6%	3.2%	3.8%	2.8%	1.9%	2.2%	2.1%	1.9%	1.8%		

█ Actual Load (GW)
 █ Cinergy Hub
 █ Illinois Hub
 █ Indiana Hub
 █ Michigan Hub
 █ Minnesota Hub
 █ Wisconsin PS
 █ Forecasted Load (GW)





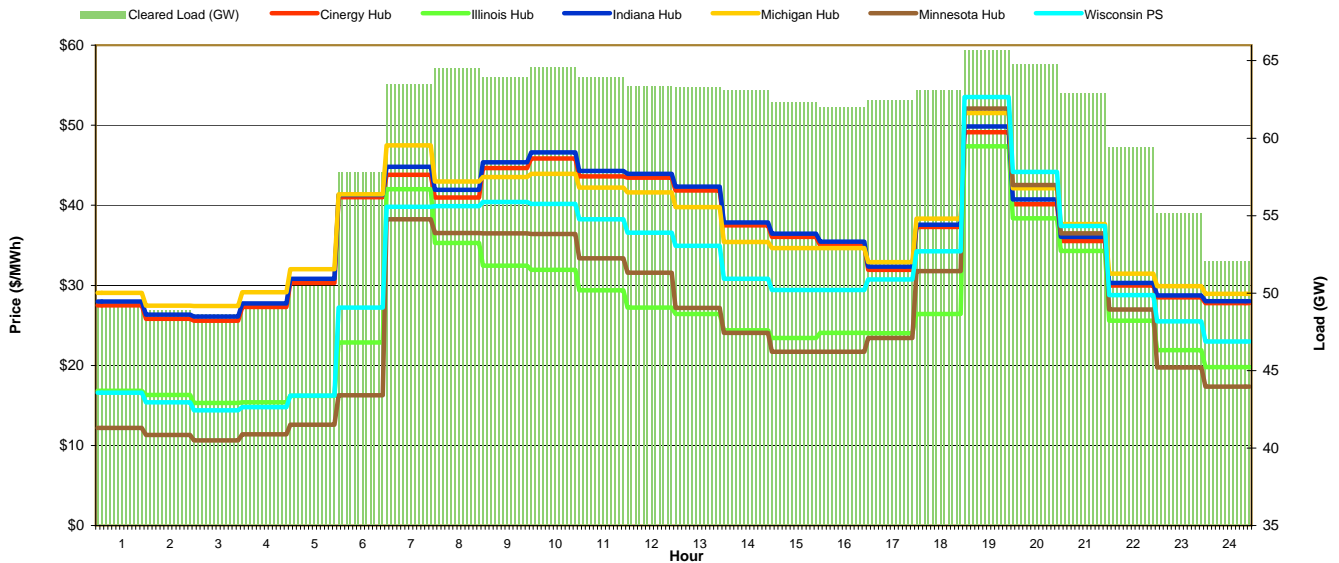
MISO Daily Report

Thursday October 20, 2011

Price	<=0	>=100	>=200
Forecast Error %	0-4.9%	5-9.9%	>=10%

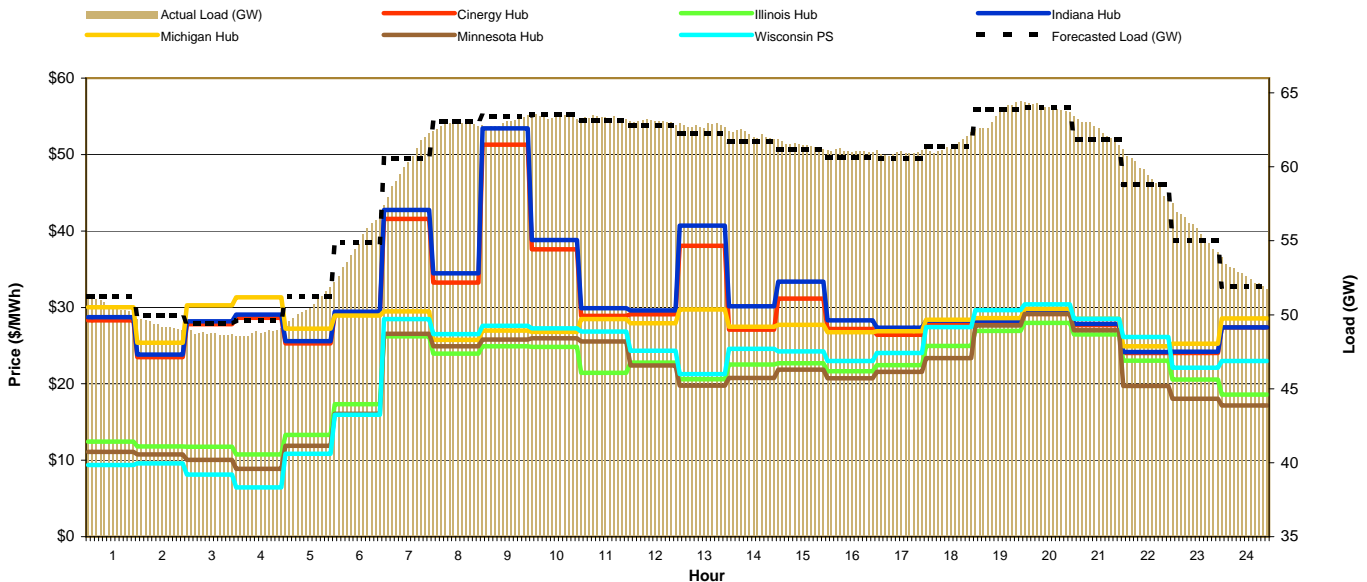
Day-Ahead Prices and Cleared Load

Hour Ending:																									Avg. Hr \$	
	1	2	3	4	5	6	7	8	9	10	11	12	13	14	15	16	17	18	19	20	21	22	23	24	All	On Pk
Cinergy Hub	27.52	25.83	25.57	27.29	30.31	41.00	43.80	40.96	44.64	45.85	43.62	43.45	41.87	37.48	36.06	34.99	31.95	37.30	49.11	40.15	35.53	29.97	28.52	27.78	36.27	38.84
Illinois Hub	16.81	16.29	15.32	15.37	16.20	22.88	42.01	35.30	32.44	31.95	29.39	27.22	26.42	24.38	23.44	24.07	24.01	26.44	47.37	38.36	34.31	25.58	21.89	19.78	26.55	29.54
Indiana Hub	27.97	26.35	26.10	27.74	30.80	41.29	44.81	41.95	45.37	46.60	44.31	43.92	42.33	37.85	36.45	35.46	32.33	37.58	49.84	40.72	36.07	30.29	28.75	28.02	36.79	39.36
Michigan Hub	29.08	27.48	27.42	29.15	32.03	41.37	47.48	42.96	43.53	43.94	42.21	41.61	39.79	35.42	34.66	34.66	32.91	38.35	51.51	42.13	37.64	31.44	29.92	28.95	36.90	38.92
Minnesota Hub	12.19	11.30	10.65	11.40	12.58	16.27	38.27	36.52	36.50	36.40	33.37	31.57	27.18	24.06	21.72	21.71	23.43	31.79	52.09	42.52	36.51	26.98	19.73	17.36	26.34	31.38
Wisconsin PS	16.59	15.39	14.41	14.80	16.23	27.22	39.80	39.90	40.40	40.19	38.25	36.57	34.92	30.80	29.44	29.44	30.75	34.24	53.54	44.18	37.41	28.78	25.51	22.98	30.90	35.89
Cleared Load (GW)	49.2	48.9	48.7	49.1	50.5	57.8	63.5	64.6	64.0	64.6	63.9	63.4	63.3	63.1	62.3	62.0	62.4	63.1	65.7	64.8	62.9	59.4	55.2	5.2		



Preliminary Real-Time Prices with Forecasted and Actual System Load

Hour Ending:																									Avg. Hr \$	
	1	2	3	4	5	6	7	8	9	10	11	12	13	14	15	16	17	18	19	20	21	22	23	24	All	On Pk
Cinergy Hub	28.29	23.51	27.82	28.63	25.27	29.05	41.57	33.23	51.31	37.60	28.88	29.08	38.08	27.07	31.14	27.18	26.44	27.75	28.07	29.13	27.66	24.04	24.05	27.39	30.09	30.67
Illinois Hub	12.42	11.80	11.77	10.74	13.31	17.33	26.23	23.94	24.90	24.82	21.42	22.76	20.61	22.53	22.69	21.66	22.46	24.94	26.92	27.95	26.48	23.04	20.57	18.61	20.83	23.61
Indiana Hub	28.73	23.81	28.19	29.04	25.57	29.45	42.77	34.46	53.44	38.80	29.90	29.61	40.68	30.15	33.35	28.30	27.36	28.26	28.26	29.36	27.83	24.18	24.22	27.37	30.96	31.76
Michigan Hub	30.04	25.39	30.29	31.32	27.20	28.92	29.47	25.77	26.96	26.80	28.49	27.93	29.72	27.48	27.70	26.75	26.90	28.39	28.61	29.81	28.53	24.93	25.25	28.55	27.97	27.50
Minnesota Hub	11.09	10.77	10.05	8.89	11.88	16.08	26.54	24.90	25.78	25.94	25.52	22.42	19.75	20.75	21.85	20.73	21.57	23.35	27.63	29.13	27.01	19.70	18.06	17.15	20.27	23.38
Wisconsin PS	9.38	9.60	8.14	6.45	10.85	15.97	28.47	26.50	27.59	27.27	26.85	24.34	21.26	24.56	24.23	23.00	24.03	27.42	29.63	30.42	28.52	26.13	22.11	22.99	21.90	25.86
Forecasted Load (GW)	51.2	50.0	49.4	49.6	51.3	54.9	60.6	63.1	63.4	63.5	63.2	62.8	62.3	61.7	61.2	60.6	60.6	61.4	63.9	64.0	61.8	58.8	55.0	51.9		
Forecast Error %	-1.1%	-1.3%	-1.3%	-1.7%	-1.5%	-0.5%	-0.8%	-0.4%	-0.7%	-0.1%	0.2%	0.5%	0.9%	0.8%	0.5%	0.7%	0.6%	0.2%	-0.6%	0.1%	1.1%	1.3%	1.5%	1.5%		





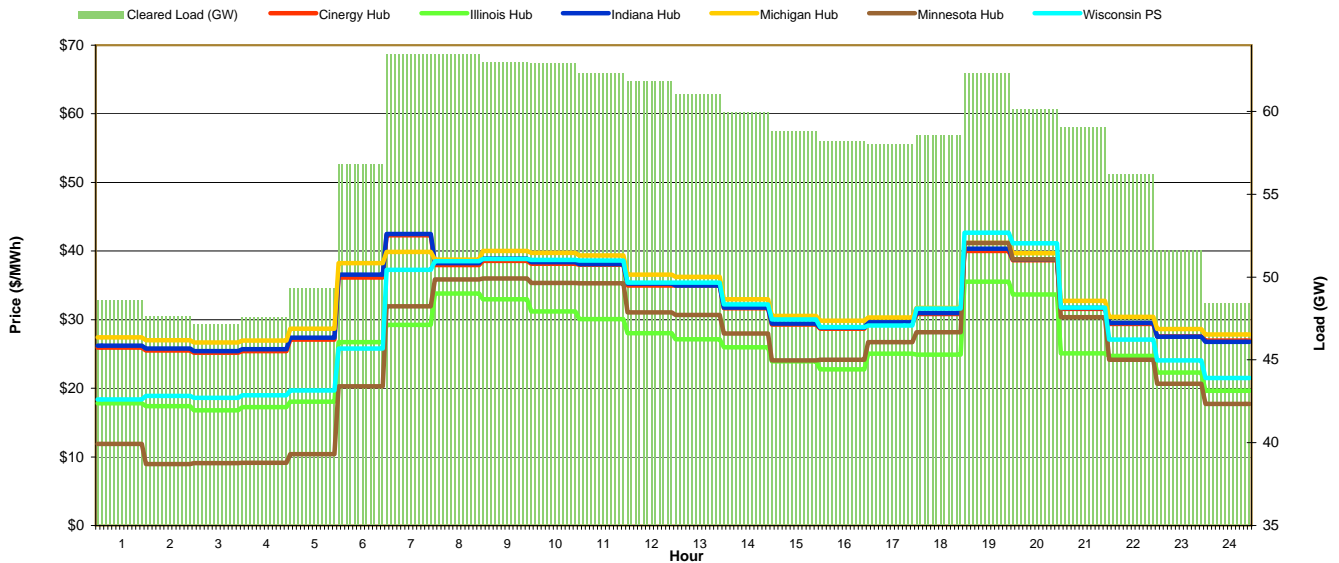
MISO Daily Report

Friday October 21, 2011

Price	<=0	>=100	>=200
Forecast Error %	0-4.9%	5-9.9%	>=10%

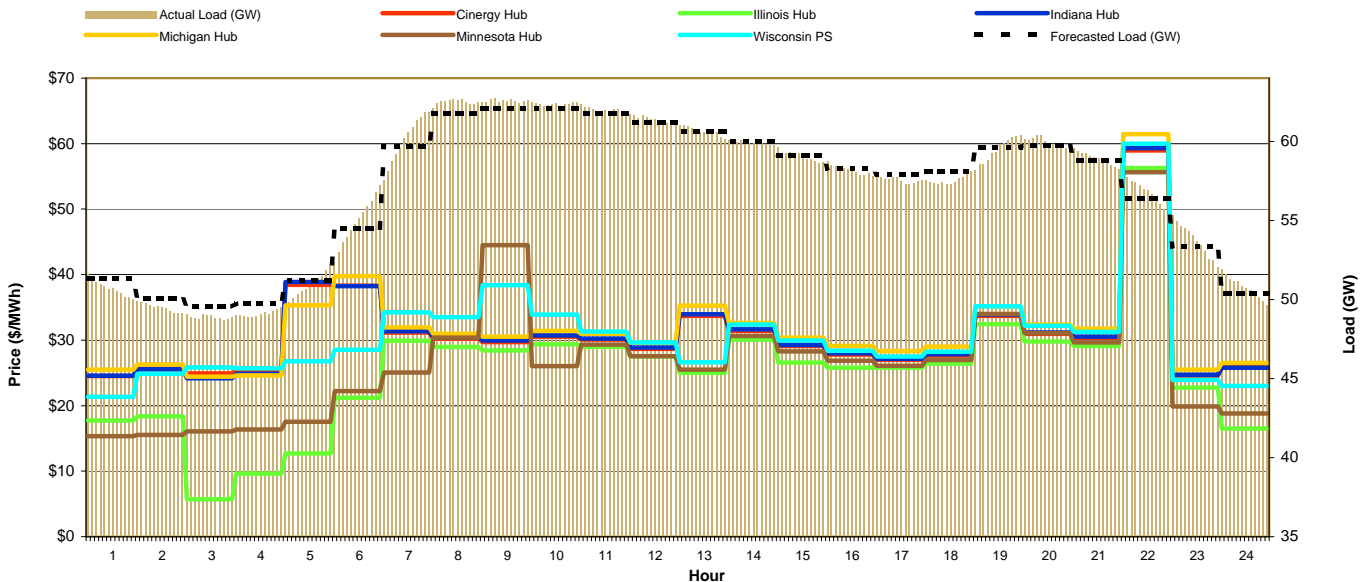
Day-Ahead Prices and Cleared Load

Hour Ending:																									Avg. Hr \$	
	1	2	3	4	5	6	7	8	9	10	11	12	13	14	15	16	17	18	19	20	21	22	23	24	All	On Pk
Cinergy Hub	25.93	25.49	25.18	25.41	27.09	36.13	42.30	37.97	38.59	38.15	38.00	35.00	34.98	31.67	29.27	28.67	29.44	30.81	40.00	38.66	31.59	29.38	27.54	26.94	32.26	33.73
Illinois Hub	17.81	17.40	16.80	17.25	18.06	26.73	29.23	33.80	32.98	31.18	30.08	28.05	27.14	25.96	23.94	22.75	25.03	24.91	35.55	33.68	25.07	24.74	22.28	19.65	25.42	27.95
Indiana Hub	26.19	25.78	25.43	25.68	27.37	36.58	42.47	38.26	38.89	38.37	38.08	35.25	35.00	31.77	29.42	28.81	29.62	30.95	40.33	38.80	31.69	29.52	27.52	26.78	32.44	33.89
Michigan Hub	27.42	26.98	26.68	26.94	28.69	38.26	39.86	38.75	40.02	39.73	39.37	36.58	36.25	32.96	30.53	29.85	30.33	31.69	41.17	39.68	32.72	30.42	28.64	27.82	33.39	34.92
Minnesota Hub	11.91	8.97	9.08	9.14	10.39	20.29	31.95	35.85	35.99	35.36	35.31	31.08	30.68	27.96	24.08	24.15	26.71	28.15	41.20	38.81	30.36	24.17	20.65	17.74	25.42	30.66
Wisconsin PS	18.37	18.89	18.63	18.97	19.68	25.78	37.24	38.54	38.86	38.72	38.61	35.41	35.39	32.21	30.06	28.91	29.14	31.64	42.68	41.12	31.75	27.11	24.08	21.52	30.13	34.01
Cleared Load (GW)	48.6	47.7	47.2	47.6	49.3	56.8	63.5	63.5	63.0	62.9	62.3	61.8	61.1	59.9	58.9	58.2	58.0	58.6	62.3	60.1	59.1	56.2	51.6	4.8		



Preliminary Real-Time Prices with Forecasted and Actual System Load

Hour Ending:																									Avg. Hr \$	
	1	2	3	4	5	6	7	8	9	10	11	12	13	14	15	16	17	18	19	20	21	22	23	24	All	On Pk
Cinergy Hub	24.50	25.58	24.89	25.30	38.46	38.31	31.17	30.23	29.72	30.54	30.08	28.69	33.71	31.41	29.10	27.79	26.99	27.66	33.69	30.98	30.35	58.98	24.55	26.01	30.78	31.53
Illinois Hub	17.71	18.38	5.70	9.64	12.68	21.21	29.90	28.98	28.43	29.36	28.95	27.52	25.01	30.10	26.56	25.79	25.80	26.42	32.44	29.82	29.11	56.28	22.75	16.50	25.21	29.58
Indiana Hub	24.55	25.53	24.16	24.88	38.90	38.27	31.38	30.45	29.92	30.73	30.26	28.86	33.96	31.65	29.25	27.98	27.17	27.84	33.90	31.18	30.54	59.31	24.70	25.80	30.88	31.73
Michigan Hub	25.52	26.28	24.43	24.60	35.34	39.75	31.93	30.98	30.51	31.39	30.95	29.59	35.29	32.64	30.40	29.11	28.31	29.02	35.19	32.38	31.73	61.47	25.52	26.54	31.62	32.78
Minnesota Hub	15.32	15.63	16.09	16.35	17.54	22.21	25.07	30.38	44.49	26.06	29.29	27.57	25.52	30.63	28.29	26.85	26.10	26.97	33.98	31.07	29.66	55.64	19.90	18.82	26.64	30.78
Wisconsin PS	21.34	24.87	25.84	25.70	26.76	28.53	34.26	33.51	38.39	33.92	31.31	29.67	26.64	32.39	29.95	28.40	27.52	28.23	35.15	32.20	31.26	59.97	23.94	23.01	30.53	32.65
Forecasted Load (GW)	51.3	50.1	49.5	49.7	51.2	54.5	59.7	61.8	62.1	62.1	61.7	61.2	60.6	60.0	59.1	58.3	57.9	58.1	59.6	59.7	58.8	56.4	53.4	50.4		
Forecast Error %	-1.2%	-1.2%	-1.3%	-1.3%	-0.8%	0.7%	0.8%	1.2%	0.8%	0.5%	0.4%	0.3%	0.1%	-0.1%	0.0%	-0.2%	-0.6%	-0.9%	-0.3%	0.4%	0.3%	0.7%	0.8%			





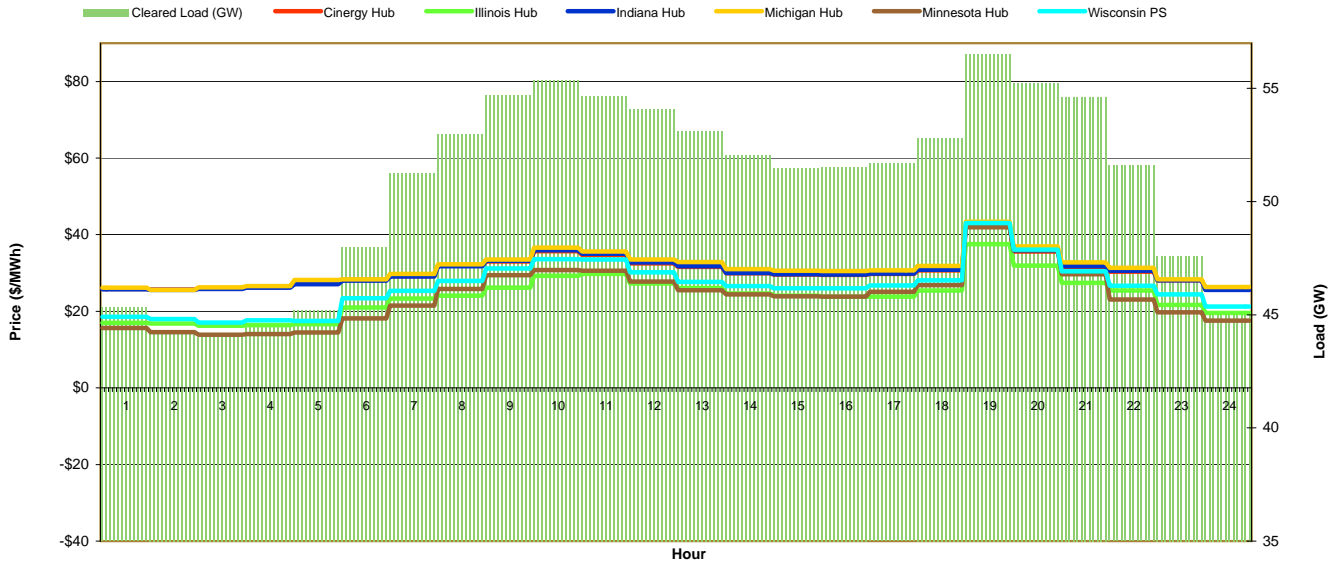
MISO Daily Report

Saturday October 22, 2011

Price	<=0	>=100	>=200
Forecast Error %	0-4.9%	5-9.9%	>=10%

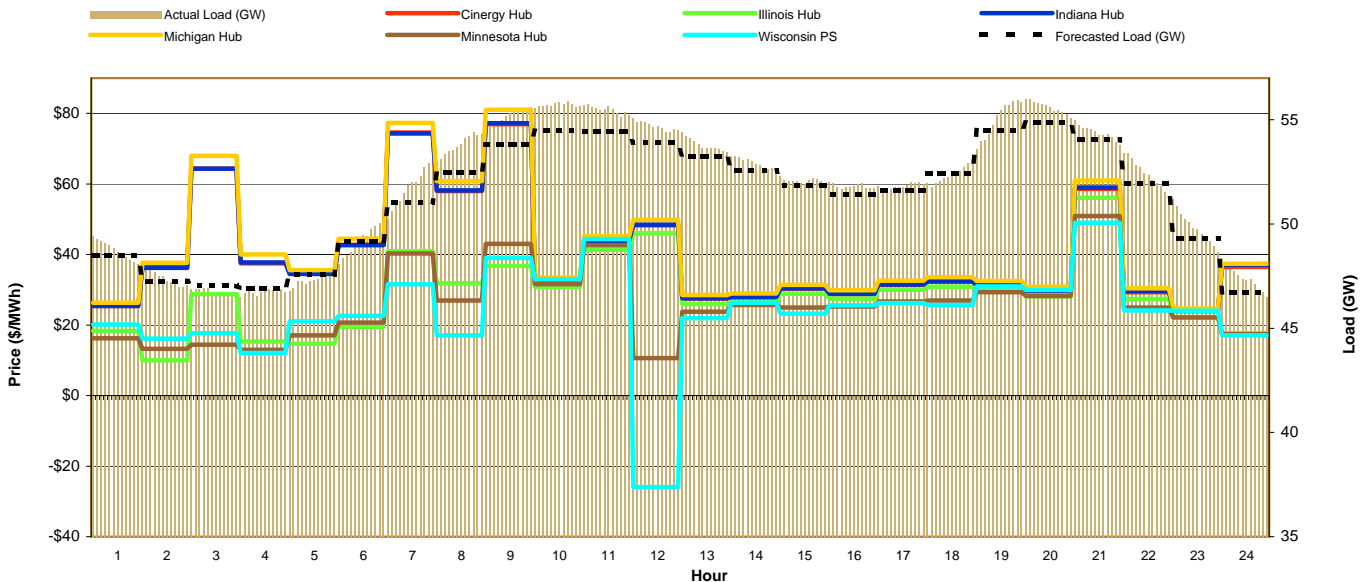
Day-Ahead Prices and Cleared Load

Hour Ending:																									Avg. Hr \$	
	1	2	3	4	5	6	7	8	9	10	11	12	13	14	15	16	17	18	19	20	21	22	23	24	All	On Pk
Cinergy Hub	25.85	25.65	25.97	26.32	27.21	28.14	29.15	32.00	33.00	35.70	34.71	32.53	31.61	29.94	29.57	29.55	29.73	30.67	42.06	35.62	31.59	30.36	28.12	25.65	30.45	32.30
Illinois Hub	16.98	16.80	16.19	16.41	16.64	20.97	23.34	24.09	26.16	29.29	29.79	27.23	26.08	24.67	24.09	23.87	23.79	25.44	37.53	31.96	27.45	25.44	21.63	19.54	23.97	26.78
Indiana Hub	25.77	25.57	25.87	26.17	27.07	28.00	29.07	31.80	33.15	35.94	35.02	32.77	31.74	30.05	29.67	29.63	29.81	30.82	42.38	35.90	31.77	30.56	28.13	25.62	30.51	32.45
Michigan Hub	26.14	25.59	26.22	26.56	28.18	28.35	29.78	32.27	33.49	36.64	35.59	33.55	32.83	31.01	30.60	30.51	30.70	31.89	43.38	36.98	32.74	31.31	28.37	26.37	31.21	33.24
Minnesota Hub	15.62	14.59	13.88	14.06	14.48	18.14	21.50	25.85	29.44	30.76	30.58	27.72	25.51	24.43	23.88	23.87	25.06	26.82	41.92	35.96	29.66	23.10	19.75	17.54	23.92	27.77
Wisconsin PS	18.57	17.95	17.03	17.63	17.49	23.42	25.31	27.95	31.20	33.58	33.51	30.17	27.65	26.56	25.97	26.01	26.74	28.10	43.06	36.13	30.45	26.64	24.40	21.22	26.53	29.88
Cleared Load (GW)	45.3	44.1	44.0	44.5	45.2	48.0	51.3	53.0	54.7	55.4	54.7	54.1	53.1	52.0	51.5	51.5	51.7	52.8	56.5	55.2	54.6	51.6	47.6	4.5		



Preliminary Real-Time Prices with Forecasted and Actual System Load

Hour Ending:																									Avg. Hr \$	
	1	2	3	4	5	6	7	8	9	10	11	12	13	14	15	16	17	18	19	20	21	22	23	24	All	On Pk
Cinergy Hub	25.44	36.96	64.31	37.48	34.82	42.72	74.54	57.96	76.98	32.28	43.58	48.26	27.46	27.84	30.27	28.77	31.37	32.28	31.11	29.61	58.62	29.33	23.95	36.49	40.10	38.10
Illinois Hub	18.35	9.97	28.78	15.36	14.67	19.48	40.91	31.83	36.75	30.75	41.35	45.98	25.97	26.38	28.89	27.53	30.06	30.81	29.74	28.15	56.06	27.42	22.25	17.70	28.55	32.50
Indiana Hub	25.45	36.24	64.33	37.76	34.45	42.62	74.35	58.13	77.18	32.51	43.88	48.48	27.61	27.98	30.40	28.90	31.49	32.41	31.28	29.77	58.95	29.57	24.18	37.14	40.21	38.30
Michigan Hub	26.30	37.62	67.95	39.97	35.54	44.42	77.30	60.79	81.02	33.49	45.17	49.80	28.49	28.92	31.39	29.88	32.56	33.54	32.44	30.87	61.00	30.42	24.66	37.42	41.71	39.65
Minnesota Hub	16.21	13.23	14.42	12.97	17.04	20.72	40.31	26.93	42.99	31.57	42.64	10.61	23.75	25.69	24.99	25.24	26.64	26.99	29.28	28.22	50.92	24.99	22.16	17.42	25.66	28.98
Wisconsin PS	20.11	16.15	17.71	12.08	21.08	22.56	31.61	17.07	39.04	32.95	44.41	-25.92	21.98	26.28	23.28	25.63	26.18	25.69	30.93	29.94	49.03	24.11	24.03	17.08	23.87	25.91
Forecasted Load (GW)	48.5	47.2	47.0	46.9	47.6	49.1	51.0	52.5	53.8	54.5	54.4	53.9	53.2	52.5	51.8	51.4	51.6	52.4	54.5	54.9	54.0	52.0	49.3	46.7		
Forecast Error %	0.5%	0.3%	-0.6%	-0.4%	-0.5%	0.1%	1.4%	2.4%	2.4%	2.2%	1.9%	1.5%	1.0%	0.7%	0.5%	0.7%	0.4%	-0.1%	0.9%	1.3%	0.6%	0.8%	1.0%	1.4%		





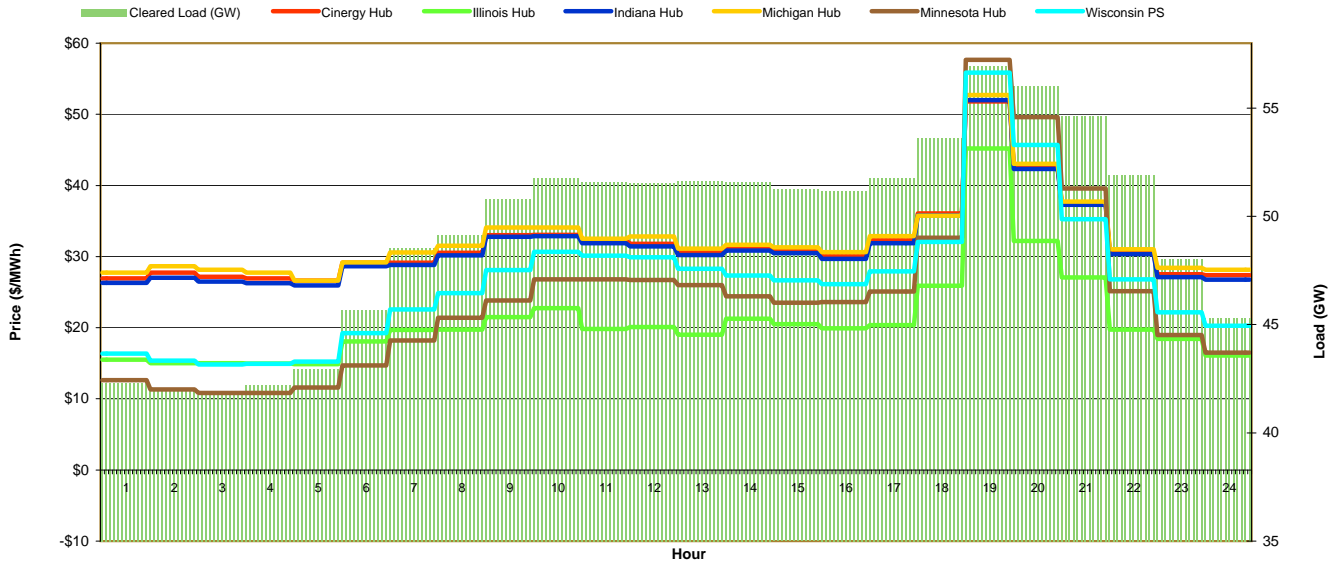
MISO Daily Report

Sunday October 23, 2011

Price	<=0	>=100	>=200
Forecast Error %	0-4.9%	5-9.9%	>=10%

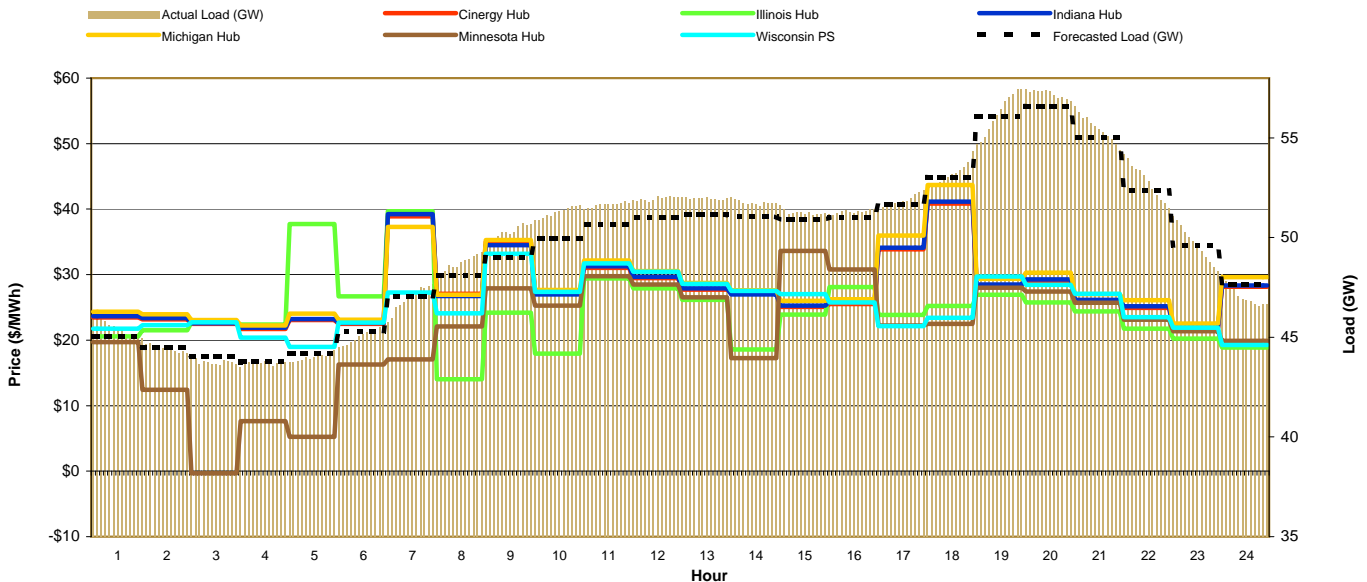
Day-Ahead Prices and Cleared Load

Hour Ending:																									Avg. Hr \$	
	1	2	3	4	5	6	7	8	9	10	11	12	13	14	15	16	17	18	19	20	21	22	23	24	All	On Pk
Cinergy Hub	26.92	27.73	27.17	26.95	26.62	29.14	29.13	30.55	33.00	33.06	32.30	31.79	30.66	31.15	30.86	30.02	32.31	36.08	51.81	42.54	37.58	30.57	27.52	27.38	31.79	33.86
Illinois Hub	15.51	15.00	15.00	14.96	14.86	18.06	19.69	19.72	21.50	22.73	19.81	20.09	19.00	21.27	20.52	19.92	20.36	25.90	45.22	32.19	27.06	19.75	18.43	16.11	20.94	23.34
Indiana Hub	26.31	27.04	26.48	26.28	25.96	28.65	28.82	30.16	32.77	32.87	31.89	31.45	30.21	30.83	30.51	29.66	31.87	35.78	51.99	42.31	37.27	30.36	27.12	26.76	31.39	33.57
Michigan Hub	27.76	28.63	28.16	27.74	26.61	29.17	30.59	31.54	34.09	34.09	32.53	32.84	31.11	31.65	31.30	30.63	32.87	35.76	52.72	43.04	37.71	31.01	28.40	28.17	32.42	34.46
Minnesota Hub	12.64	11.34	10.81	10.81	11.58	14.72	18.21	21.39	23.82	26.81	26.81	26.71	26.00	24.42	23.51	23.59	25.11	32.65	57.66	49.62	39.59	25.14	18.95	16.50	24.10	29.49
Wisconsin PS	16.36	15.37	14.83	14.95	15.26	19.23	22.55	24.87	28.12	30.66	30.14	29.89	28.31	27.32	26.69	26.11	27.91	32.09	55.86	45.71	35.27	26.80	22.16	20.27	26.53	31.12
Cleared Load (GW)	42.3	42.0	41.7	42.2	42.9	45.7	48.5	49.1	50.8	51.8	51.6	51.6	51.6	51.6	51.2	51.2	51.8	53.6	56.9	56.0	54.6	51.9	48.0	4.5		



Preliminary Real-Time Prices with Forecasted and Actual System Load

Hour Ending:																									Avg. Hr \$	
	1	2	3	4	5	6	7	8	9	10	11	12	13	14	15	16	17	18	19	20	21	22	23	24	All	On Pk
Cinergy Hub	23.45	23.16	22.46	21.72	23.08	22.49	38.89	27.06	34.98	27.24	31.04	29.46	27.70	27.27	25.09	25.53	33.87	40.84	28.33	29.02	25.94	24.95	21.75	28.16	27.65	28.75
Illinois Hub	20.60	21.51	22.70	22.40	37.73	26.70	39.67	14.01	24.19	17.96	29.44	27.93	26.16	18.56	23.91	28.11	23.86	25.20	26.93	25.76	24.40	21.76	20.26	18.89	24.53	23.65
Indiana Hub	23.65	23.35	22.59	21.88	23.24	22.62	39.24	26.74	34.49	26.98	31.26	29.66	27.89	26.97	25.25	25.89	34.11	41.16	28.51	29.25	26.15	25.16	21.91	28.36	27.76	28.84
Michigan Hub	24.33	23.96	23.06	22.24	24.06	23.12	37.29	26.95	35.30	27.66	32.14	30.55	28.74	27.61	26.00	26.23	35.95	43.68	29.37	30.28	27.01	26.11	22.52	29.64	28.49	29.76
Minnesota Hub	19.72	12.40	-0.33	7.64	5.24	16.28	17.06	22.07	27.91	25.26	29.78	28.49	26.56	17.25	33.64	30.80	22.23	22.46	28.00	27.41	25.73	23.12	21.34	19.91	21.25	25.75
Wisconsin PS	21.74	22.27	22.75	20.39	18.96	22.67	27.30	24.10	33.20	27.37	31.73	30.45	28.58	27.51	27.03	25.76	22.13	23.42	29.73	28.46	27.08	23.51	21.90	19.26	25.30	27.00
Forecasted Load (GW)	45.0	44.5	44.0	43.8	44.2	45.3	47.0	48.1	49.0	50.0	50.6	51.0	51.1	51.1	50.9	51.0	51.6	53.0	56.1	56.6	55.0	52.4	49.6	47.6		
Forecast Error %	1.2%	0.0%	-0.6%	-0.3%	-0.4%	-0.6%	-0.2%	1.1%	2.3%	2.5%	1.9%	1.8%	1.5%	1.3%	0.7%	0.5%	0.4%	0.2%	0.2%	1.1%	0.9%	0.9%	0.1%	-1.2%		





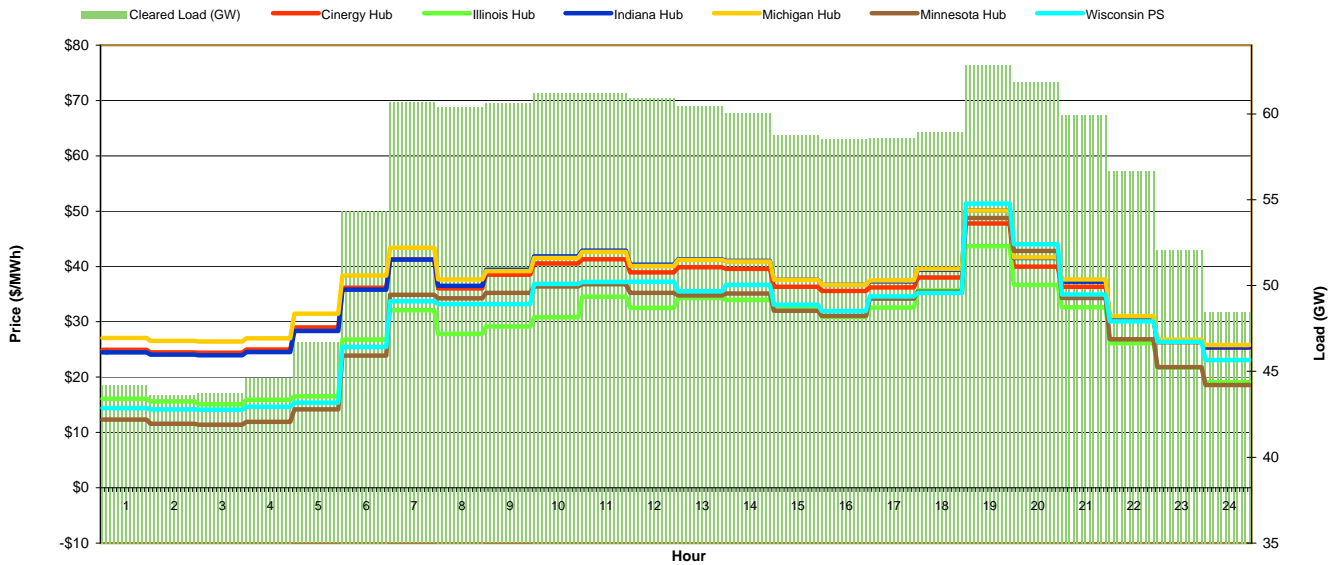
MISO Daily Report

Monday October 24, 2011

Price	<=0	>=100	>=200
Forecast Error %	0-4.9%	5-9.9%	>=10%

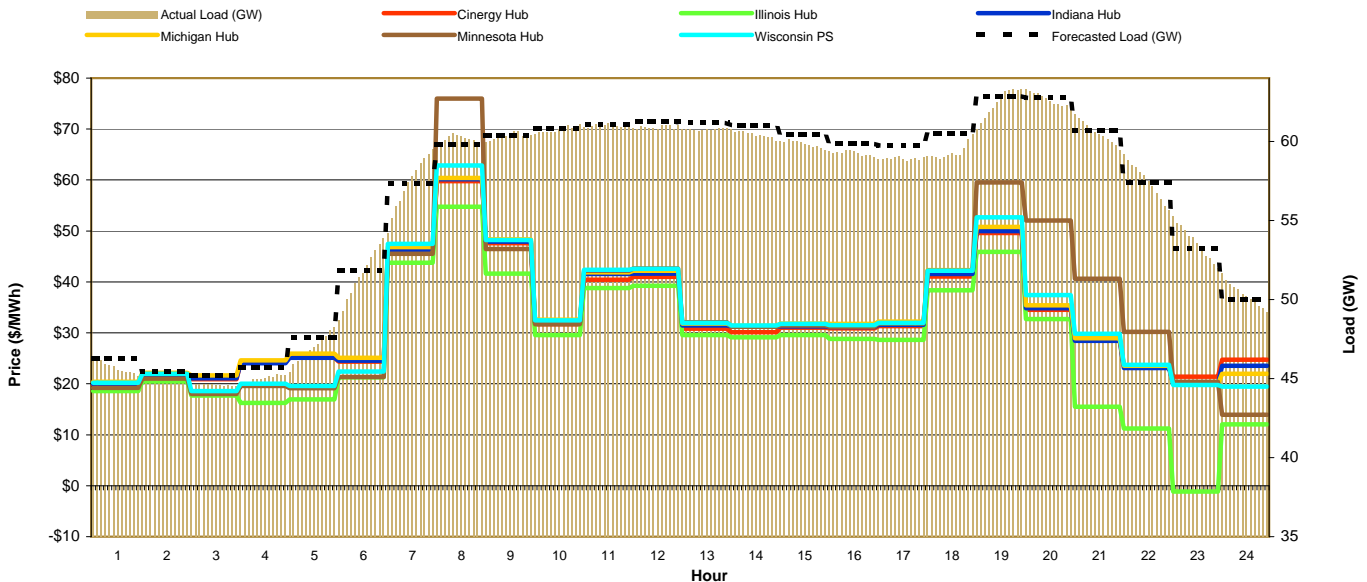
Day-Ahead Prices and Cleared Load

Hour Ending:																									Avg. Hr \$			
	1	2	3	4	5	6	7	8	9	10	11	12	13	14	15	16	17	18	19	20	21	22	23	24	All	On Pk		
Cinergy Hub	24.93	24.50	24.42	24.98	29.00	36.15	41.32	36.07	38.52	40.53	41.33	38.94	39.84	39.58	36.34	35.59	36.23	38.00	47.81	40.00	36.33	30.19	26.32	25.32	34.68	37.60		
Illinois Hub	16.11	15.65	15.10	15.92	16.52	26.78	32.12	27.83	29.18	30.86	34.54	32.52	34.28	33.95	32.45	30.91	32.55	35.68	43.67	36.70	32.60	26.17	21.75	19.12	28.04	32.23		
Indiana Hub	24.49	24.05	23.94	24.53	28.33	35.81	41.23	36.51	39.40	41.80	42.89	40.31	41.32	41.01	37.60	36.69	37.34	39.41	50.10	41.56	37.28	30.62	26.38	25.37	35.33	38.76		
Michigan Hub	27.06	26.56	26.42	27.04	31.45	38.33	43.40	37.67	39.17	41.55	42.65	40.11	41.20	40.91	37.58	36.66	37.47	39.56	50.07	41.64	37.67	31.02	26.81	25.81	36.16	38.86		
Minnesota Hub	12.34	11.56	11.41	11.91	14.20	23.89	34.89	34.22	35.22	36.40	36.79	35.23	34.76	35.13	32.01	31.07	34.18	35.48	48.74	42.79	34.32	26.87	21.84	18.55	28.91	34.69		
Wisconsin PS	14.38	14.15	14.13	14.63	15.39	25.48	33.74	33.19	33.24	36.88	37.21	37.25	35.52	36.68	33.09	31.93	34.57	35.21	51.38	44.00	34.97	30.08	26.39	23.06	30.27	35.72		
Cleared Load (GW)	44.2	43.6	43.7	44.6	46.7	54.3	60.7	60.4	60.6	61.2	61.2	60.9	60.4	60.0	58.8	58.6	58.6	58.9	62.8	61.9	59.9	56.6	52.0	4.8				



Preliminary Real-Time Prices with Forecasted and Actual System Load

Hour Ending:																									Avg. Hr \$			
	1	2	3	4	5	6	7	8	9	10	11	12	13	14	15	16	17	18	19	20	21	22	23	24	All	On Pk		
Cinergy Hub	19.77	21.56	20.92	24.16	25.14	24.38	45.93	59.75	47.60	31.68	40.45	40.99	30.83	30.14	31.01	30.89	31.32	41.06	49.59	34.55	28.87	23.61	21.38	24.70	32.51	35.86		
Illinois Hub	18.59	20.45	17.72	16.23	16.95	21.26	43.74	54.78	41.64	29.54	38.79	39.22	29.55	29.14	29.57	28.81	28.63	38.33	45.91	32.68	15.53	11.21	-1.12	12.05	27.47	30.76		
Indiana Hub	19.93	21.71	21.06	24.04	25.10	24.54	46.24	60.15	47.90	31.94	41.58	41.61	31.47	31.25	31.29	31.14	31.57	41.58	49.98	34.82	28.46	23.09	20.03	23.52	32.67	36.12		
Michigan Hub	20.38	22.14	21.64	24.58	25.91	25.13	46.86	60.39	48.37	32.60	41.90	42.16	31.84	31.36	31.82	31.75	32.21	42.29	50.78	35.43	28.93	23.53	19.96	21.97	33.08	36.58		
Minnesota Hub	19.20	21.01	18.02	19.57	19.17	21.32	45.53	75.96	46.48	31.71	42.20	42.64	32.09	31.19	31.45	31.21	31.80	42.19	59.51	52.03	40.65	30.17	20.37	13.95	34.14	40.10		
Wisconsin PS	20.19	21.95	18.59	20.04	19.56	22.43	47.48	62.87	48.23	32.47	42.38	42.55	31.98	31.45	31.74	31.51	31.93	42.20	52.68	37.44	29.80	23.71	19.74	19.44	32.60	37.04		
Forecasted Load (GW)	46.3	45.4	45.2	45.7	47.6	51.8	57.4	59.8	60.4	60.8	61.1	61.2	61.2	61.0	60.4	59.9	59.7	60.5	62.9	62.8	60.7	57.4	53.2	50.0				
Forecast Error %	-1.2%	-1.4%	-1.4%	-1.6%	-1.5%	-0.7%	-0.1%	0.5%	-0.1%	-0.1%	-0.2%	-0.6%	-0.7%	-1.0%	-1.0%	-1.1%	-1.4%	-2.0%	-0.7%	-0.2%	-0.2%	0.2%	0.7%	0.6%				





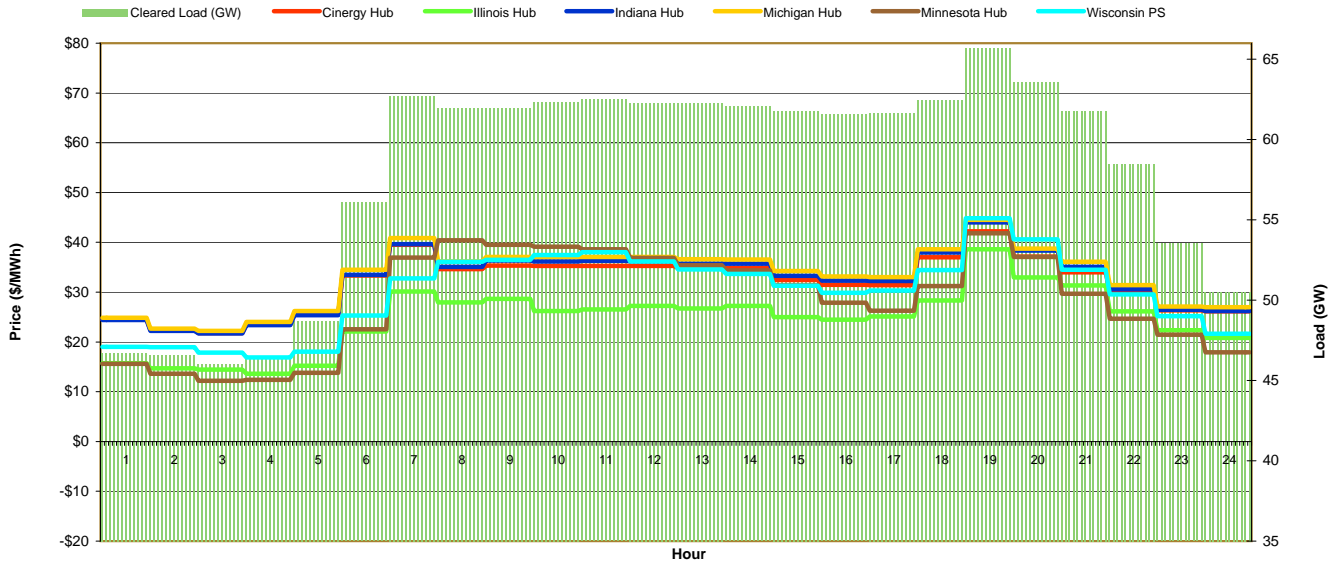
MISO Daily Report

Tuesday October 25, 2011

Price	<=0	>=100	>=200
Forecast Error %	0-4.9%	5-9.9%	>=10%

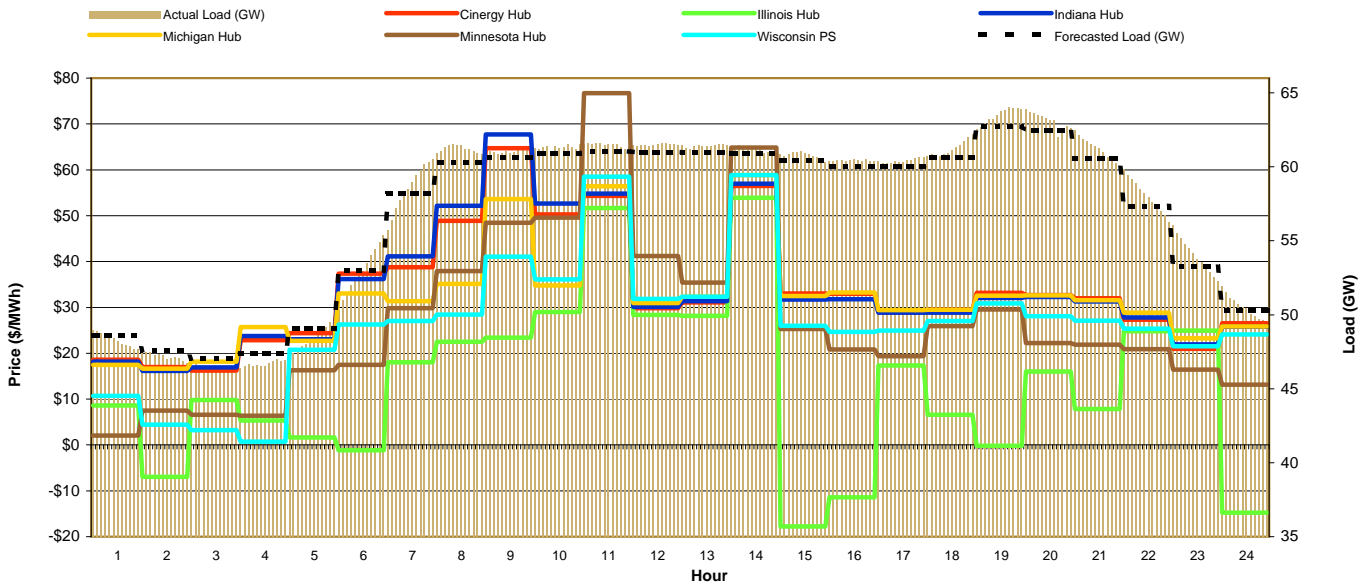
Day-Ahead Prices and Cleared Load

Hour Ending:																									Avg. Hr \$	
	1	2	3	4	5	6	7	8	9	10	11	12	13	14	15	16	17	18	19	20	21	22	23	24	All	On Pk
Cinergy Hub	24.50	22.39	21.79	23.52	25.54	33.31	39.52	34.62	35.32	35.25	35.29	35.24	34.85	34.83	32.46	31.50	31.42	37.00	42.24	37.15	33.98	30.20	26.34	26.17	31.85	34.23
Illinois Hub	15.76	14.68	14.44	13.62	15.21	22.07	30.10	27.92	28.63	26.21	26.56	27.22	26.74	27.22	25.00	24.49	25.14	28.31	38.59	32.98	31.33	26.12	22.35	20.82	24.65	27.80
Indiana Hub	24.41	22.23	21.73	23.40	25.40	33.45	39.66	35.10	36.35	36.20	36.28	36.24	35.74	35.74	33.30	32.30	32.27	37.98	44.01	38.34	35.05	30.58	26.44	26.24	32.44	35.12
Michigan Hub	24.86	22.67	22.23	24.04	26.21	34.53	40.87	36.16	37.05	37.05	37.06	37.05	36.61	36.57	34.24	33.14	33.05	38.61	44.50	38.72	36.09	31.42	27.14	26.99	33.20	35.90
Minnesota Hub	15.62	13.58	12.20	12.41	13.82	22.52	36.91	40.43	39.53	39.11	38.58	36.90	35.38	34.36	31.38	27.90	26.26	31.23	41.84	37.05	29.70	24.67	21.48	17.94	28.37	33.49
Wisconsin PS	19.01	18.93	17.83	16.89	18.03	25.31	32.76	36.09	36.47	37.44	38.05	36.14	34.56	33.67	31.26	29.87	30.31	34.41	44.82	40.58	34.49	29.52	25.21	21.67	30.14	34.55
Cleared Load (GW)	46.7	46.6	46.0	46.4	48.7	56.1	62.7	62.0	62.0	62.3	62.5	62.3	62.3	62.1	61.8	61.6	61.6	62.4	65.7	63.6	61.8	58.5	53.5	5.1		



Preliminary Real-Time Prices with Forecasted and Actual System Load

Hour Ending:																									Avg. Hr \$	
	1	2	3	4	5	6	7	8	9	10	11	12	13	14	15	16	17	18	19	20	21	22	23	24	All	On Pk
Cinergy Hub	18.57	17.00	16.24	22.88	24.40	37.39	38.78	48.86	64.70	50.24	54.30	29.81	31.05	56.46	33.02	32.94	28.95	29.46	33.19	32.67	31.98	27.30	20.93	26.52	33.65	37.87
Illinois Hub	8.64	-6.95	9.79	5.34	1.61	-1.14	18.02	22.50	23.38	28.96	51.66	28.35	28.18	53.93	-17.74	-11.45	17.32	6.62	-0.20	15.99	7.81	24.83	24.95	-14.78	13.57	19.07
Indiana Hub	18.15	16.17	16.93	23.77	23.07	36.16	41.15	52.18	67.75	52.65	54.82	30.10	31.33	56.96	31.74	31.76	28.84	28.88	32.05	32.29	31.27	27.81	21.93	25.78	33.90	38.27
Michigan Hub	17.49	16.66	18.19	25.69	22.69	33.06	31.39	35.10	53.61	34.81	56.41	30.97	32.31	58.85	32.45	33.23	29.38	29.50	32.56	32.63	31.56	28.84	23.27	25.87	31.94	35.97
Minnesota Hub	2.05	7.52	6.56	6.35	16.32	17.50	29.82	37.93	48.44	49.59	76.71	41.20	35.40	64.89	25.31	20.82	19.34	25.94	29.55	22.22	21.87	20.90	16.46	13.13	27.33	34.79
Wisconsin PS	10.71	4.41	3.26	0.70	20.77	26.30	27.04	28.46	41.08	36.10	58.50	31.87	32.32	58.85	26.01	24.65	24.93	27.03	30.85	28.07	27.07	25.39	21.55	24.08	26.67	32.67
Forecasted Load (GW)	48.6	47.6	47.1	47.3	49.0	53.0	58.2	60.3	60.7	60.9	61.0	61.0	61.0	60.9	60.5	60.1	60.0	60.6	62.7	62.5	60.6	57.3	53.2	50.3		
Forecast Error %	-0.7%	-1.0%	-1.4%	-1.5%	-1.3%	-0.1%	0.7%	1.5%	0.7%	0.7%	0.7%	0.8%	0.6%	0.5%	0.5%	0.6%	0.9%	1.1%	1.0%	1.1%	1.2%	1.4%	0.4%			





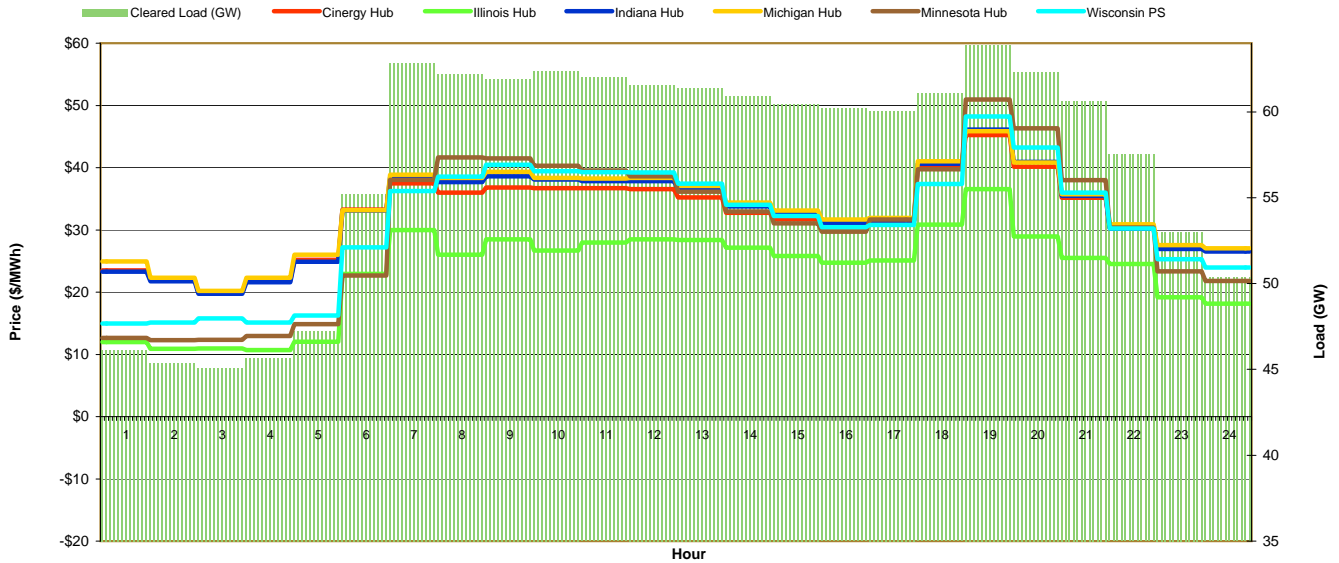
MISO Daily Report

Wednesday October 26, 2011

Price	<=0	>=100	>=200
Forecast Error %	0-4.9%	5-9.9%	>=10%

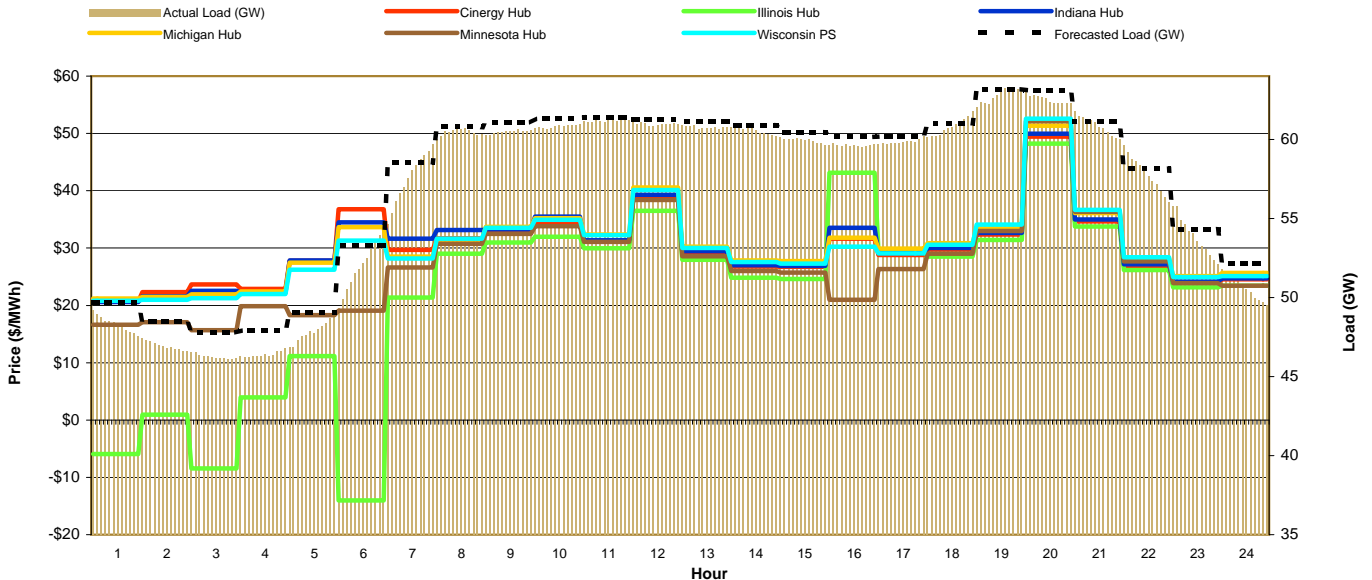
Day-Ahead Prices and Cleared Load

Hour Ending:																									Avg. Hr \$	
	1	2	3	4	5	6	7	8	9	10	11	12	13	14	15	16	17	18	19	20	21	22	23	24	All	On Pk
Cinergy Hub	23.49	22.00	20.00	21.85	25.18	33.24	37.49	36.00	36.80	36.69	36.73	36.55	35.24	32.73	31.70	30.32	30.96	40.20	45.22	40.17	35.19	30.33	27.13	26.73	32.16	35.12
Illinois Hub	12.00	10.88	10.95	10.70	12.01	22.91	29.95	26.00	28.47	26.69	27.95	28.48	28.40	27.15	25.83	24.71	25.08	30.85	36.53	28.96	25.49	24.52	19.18	18.14	23.41	27.14
Indiana Hub	23.31	21.74	19.72	21.61	24.90	33.11	38.39	37.68	38.62	38.08	37.85	37.86	36.56	33.80	32.55	31.11	31.54	40.61	46.12	40.90	35.45	30.24	26.92	26.51	32.72	35.99
Michigan Hub	24.92	22.33	20.19	22.32	26.00	33.15	38.85	38.38	39.34	38.37	38.25	38.34	37.08	34.40	33.12	31.66	31.95	41.01	45.88	40.84	35.75	30.91	27.56	27.04	33.24	36.43
Minnesota Hub	12.65	12.30	12.32	12.97	14.86	22.68	38.04	41.62	41.47	40.30	39.55	38.59	36.15	32.94	31.07	29.73	31.69	39.73	50.97	46.32	38.01	30.38	23.35	21.80	30.81	36.99
Wisconsin PS	14.97	15.14	15.81	15.11	16.24	27.19	36.23	38.55	40.46	39.45	39.27	39.25	37.41	34.02	32.24	30.42	30.80	37.39	48.24	43.22	36.00	30.25	25.27	23.98	31.12	36.39
Cleared Load (GW)	46.1	45.4	45.1	45.6	47.2	55.2	62.9	62.2	61.9	62.4	62.0	61.6	61.4	60.9	60.5	60.2	60.0	61.1	63.9	62.3	60.6	57.5	53.0	5.0		



Preliminary Real-Time Prices with Forecasted and Actual System Load

Hour Ending:																									Avg. Hr \$	
	1	2	3	4	5	6	7	8	9	10	11	12	13	14	15	16	17	18	19	20	21	22	23	24	All	On Pk
Cinergy Hub	20.67	22.32	23.63	22.86	27.78	36.75	29.68	31.67	32.70	34.52	31.11	38.99	29.22	26.80	26.71	31.66	28.77	29.73	32.34	49.47	34.66	26.91	23.97	24.53	29.89	31.83
Illinois Hub	-5.94	0.95	-8.43	3.94	11.15	-14.02	21.39	29.00	30.99	31.99	29.94	36.48	27.93	24.85	24.62	43.15	29.47	28.51	31.43	48.20	33.77	26.15	23.13	23.41	22.17	31.23
Indiana Hub	20.56	21.60	22.52	22.22	27.87	34.47	31.66	33.13	33.24	35.47	31.34	39.28	29.44	27.01	26.92	33.53	29.15	30.03	32.65	49.95	34.98	27.16	24.17	24.73	30.13	32.34
Michigan Hub	21.22	21.48	21.95	22.42	27.47	33.63	28.51	31.49	33.69	35.21	32.35	40.58	30.27	27.82	27.72	31.82	29.89	30.86	33.40	51.32	36.09	28.26	25.11	25.67	30.34	32.87
Minnesota Hub	16.60	17.06	15.68	19.85	18.27	19.06	26.59	30.77	32.46	33.79	31.10	38.37	28.55	26.01	25.70	20.98	26.34	29.03	32.96	52.12	36.35	27.69	23.88	23.43	27.19	31.01
Wisconsin PS	20.81	20.97	21.24	21.97	26.24	31.29	28.18	31.66	33.52	34.94	32.26	40.15	30.05	27.54	27.29	30.22	29.07	30.59	34.08	52.59	36.66	28.41	24.95	25.11	29.99	32.75
Forecasted Load (GW)	49.7	48.5	47.8	47.9	49.1	53.3	58.5	60.8	61.1	61.3	61.4	61.2	61.1	60.9	60.4	60.2	60.2	61.0	63.2	63.1	61.1	58.1	54.3	52.1		
Forecast Error %	-2.9%	-3.4%	-3.3%	-3.3%	-2.6%	-2.6%	-1.8%	-0.6%	-1.0%	-0.8%	-0.4%	-0.5%	-0.6%	-0.5%	-0.8%	-0.9%	-0.6%	-0.4%	-0.7%	-0.9%	-0.4%	-0.6%	-0.9%	-3.1%		





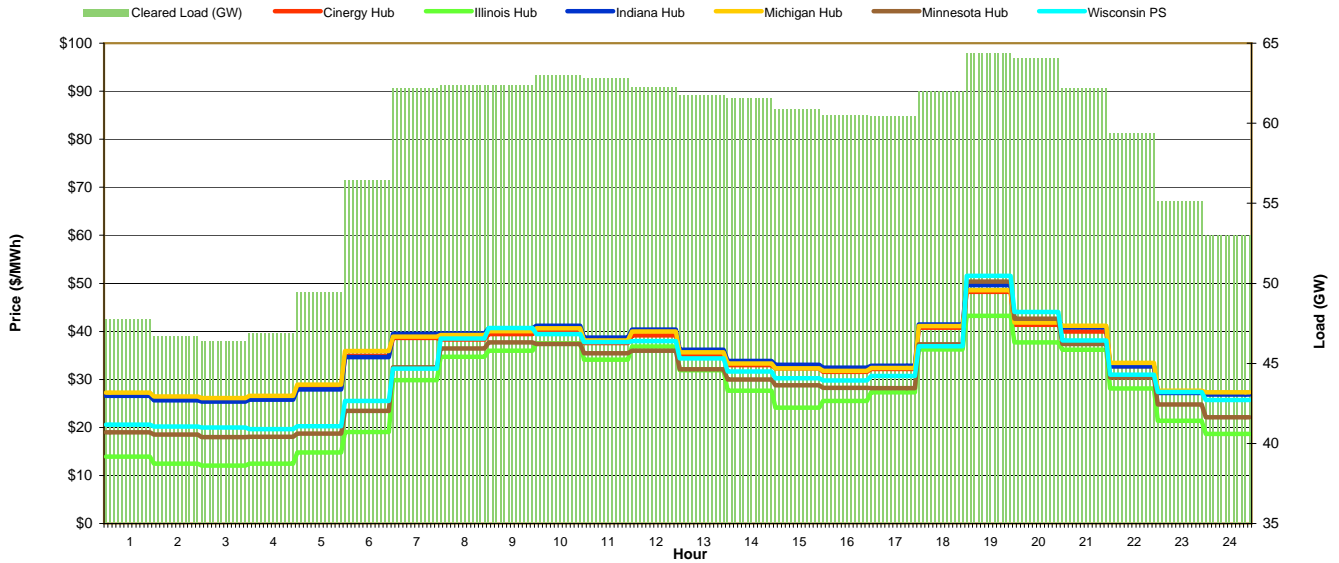
MISO Daily Report

Thursday October 27, 2011

Price	<=0	>=100	>=200
Forecast Error %	0-4.9%	5-9.9%	>=10%

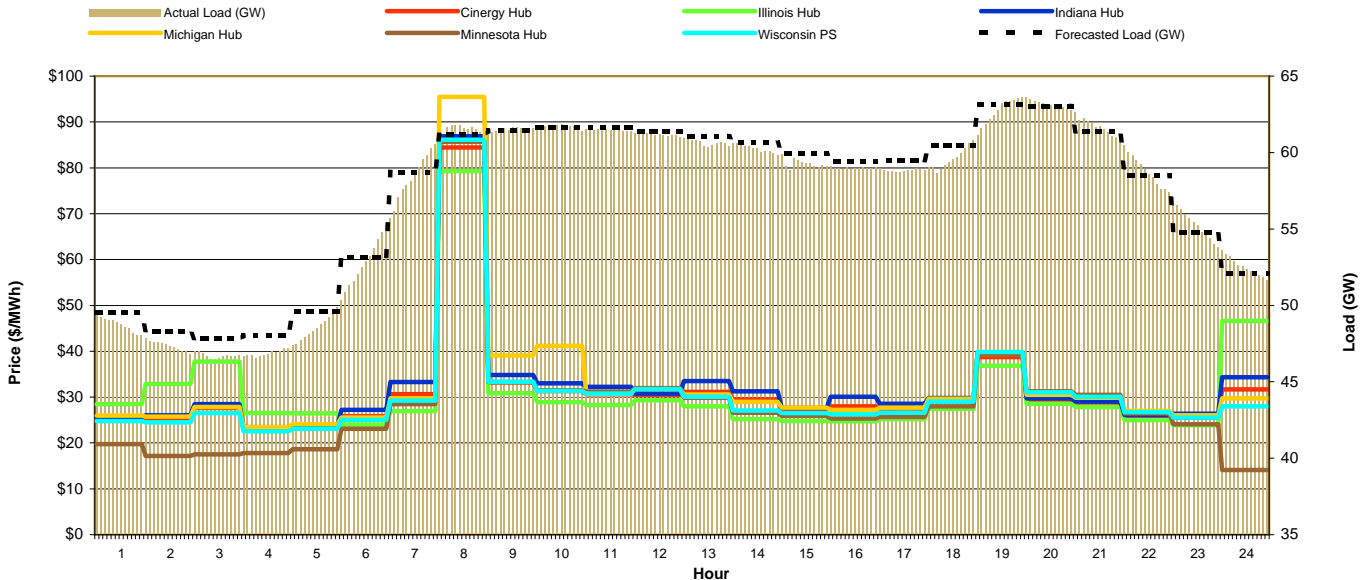
Day-Ahead Prices and Cleared Load

Hour Ending:																									Avg. Hr \$	
	1	2	3	4	5	6	7	8	9	10	11	12	13	14	15	16	17	18	19	20	21	22	23	24	All	On Pk
Cinergy Hub	26.89	26.00	25.74	26.11	28.17	34.88	38.63	38.29	39.43	40.00	37.55	39.20	35.00	32.95	32.32	31.58	32.17	40.76	48.25	41.37	40.00	32.78	27.34	27.16	34.27	36.81
Illinois Hub	13.94	12.49	12.08	12.48	14.80	19.08	29.86	34.70	35.97	37.50	34.08	36.82	31.89	27.65	24.09	25.52	27.32	36.27	43.25	37.70	36.18	28.14	21.41	18.67	27.16	32.41
Indiana Hub	26.59	25.67	25.37	25.77	27.89	34.63	39.49	39.56	40.67	41.17	38.69	40.36	36.20	33.86	33.02	32.45	32.83	41.41	49.63	42.47	40.87	32.74	27.15	26.83	34.81	37.69
Michigan Hub	27.26	26.46	26.12	26.61	28.90	35.88	38.91	39.25	40.03	40.66	38.09	40.00	35.64	33.30	32.34	31.79	32.36	41.10	48.60	41.85	41.17	33.45	27.65	27.32	34.78	37.33
Minnesota Hub	19.02	18.50	18.00	18.03	18.73	23.48	32.48	36.44	37.73	37.36	35.44	36.00	32.08	30.01	28.80	28.22	28.18	37.33	50.38	42.66	37.39	30.40	24.77	22.10	30.15	34.57
Wisconsin PS	20.58	20.16	19.96	19.69	20.27	25.51	32.23	38.52	40.74	39.45	37.78	37.96	34.38	31.65	30.25	29.77	30.72	36.90	51.55	44.05	38.08	30.96	27.39	25.71	31.84	36.26
Cleared Load (GW)	47.8	46.7	46.4	46.9	49.5	56.5	62.2	62.4	63.0	62.8	62.2	61.8	61.6	60.9	60.5	60.5	62.0	64.4	64.1	62.2	59.4	55.2	53			



Preliminary Real-Time Prices with Forecasted and Actual System Load

Hour Ending:																									Avg. Hr \$	
	1	2	3	4	5	6	7	8	9	10	11	12	13	14	15	16	17	18	19	20	21	22	23	24	All	On Pk
Cinergy Hub	25.22	25.36	27.61	23.08	23.51	25.81	30.66	84.47	33.25	31.34	30.64	30.48	31.14	29.42	27.06	27.96	27.49	29.11	38.73	29.48	28.79	25.88	25.53	31.67	30.99	33.17
Illinois Hub	28.45	32.87	37.73	26.50	26.42	24.02	26.96	79.25	30.85	28.89	28.29	29.31	28.00	25.17	24.76	24.71	25.17	27.41	36.84	28.57	27.81	24.95	23.88	46.62	30.98	30.87
Indiana Hub	25.68	26.06	28.46	23.45	23.71	27.22	33.31	86.91	34.83	33.04	32.21	30.76	33.51	31.27	27.65	30.08	28.52	29.81	39.72	29.73	29.03	26.09	26.41	34.34	32.16	34.35
Michigan Hub	25.99	25.77	27.86	23.48	24.06	25.52	29.70	95.44	39.10	41.15	30.68	31.74	30.56	28.93	27.70	27.22	27.70	29.69	39.37	30.48	29.88	27.03	26.04	29.76	32.29	35.17
Minnesota Hub	19.72	17.17	17.52	17.77	18.66	23.09	28.46	85.69	33.32	31.50	31.20	31.97	29.90	26.62	25.88	25.33	25.68	27.98	39.31	31.27	30.47	26.48	24.11	14.09	28.47	32.92
Wisconsin PS	24.74	24.48	26.53	22.55	23.09	25.04	29.24	86.09	33.33	31.34	30.76	31.77	30.08	27.10	26.52	26.21	26.59	29.03	39.82	31.06	30.07	26.73	25.56	27.97	30.65	33.25
Forecasted Load (GW)	49.5	48.3	47.8	48.0	49.6	53.1	58.7	61.2	61.4	61.6	61.4	61.0	60.6	59.9	59.4	59.5	60.4	63.1	63.0	61.4	58.5	54.7	52.1			
Forecast Error %	-1.6%	-2.0%	-2.3%	-2.5%	-2.3%	-0.8%	-0.6%	0.5%	0.2%	0.1%	-0.2%	-0.3%	-0.7%	-0.6%	-1.1%	-0.7%	-1.0%	-1.4%	-0.6%	0.2%	0.5%	0.5%	1.1%	0.8%		





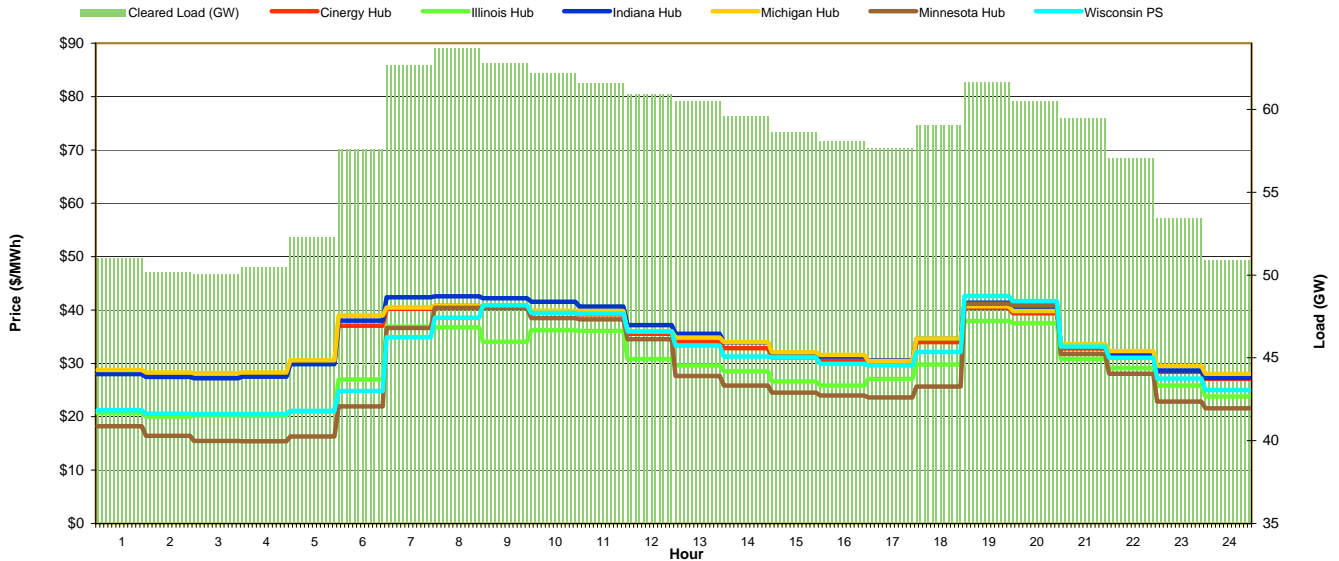
MISO Daily Report

Friday October 28, 2011

Price	<=0	>=100	>=200
Forecast Error %	0-4.9%	5-9.9%	>=10%

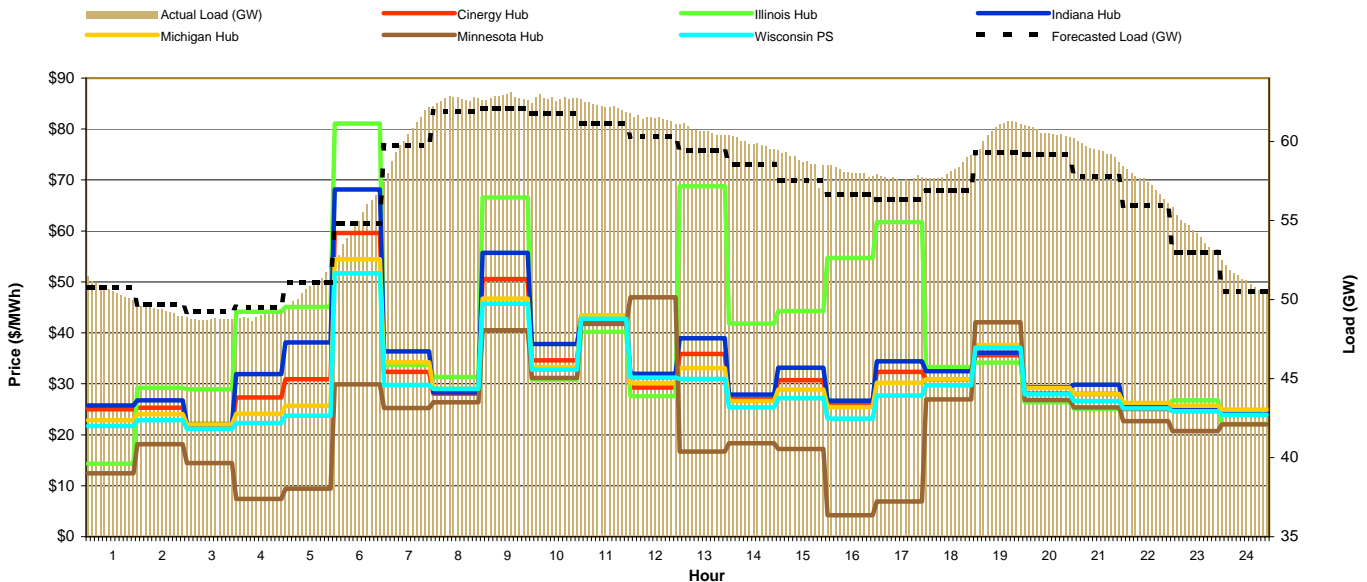
Day-Ahead Prices and Cleared Load

Hour Ending:																									Avg. Hr \$	
	1	2	3	4	5	6	7	8	9	10	11	12	13	14	15	16	17	18	19	20	21	22	23	24	All	On Pk
Cinergy Hub	28.06	27.52	27.31	27.60	30.00	37.03	40.24	40.80	40.65	39.55	39.23	35.56	34.11	32.84	31.10	30.49	29.75	34.00	40.43	39.37	32.81	31.21	28.43	27.10	33.55	35.02
Illinois Hub	20.72	20.00	20.28	20.19	21.01	27.00	36.90	36.76	34.08	36.20	36.07	30.82	29.61	28.54	26.64	25.85	27.13	29.82	37.93	37.52	30.84	29.12	25.84	23.80	28.86	31.42
Indiana Hub	27.98	27.45	27.21	27.52	29.89	38.01	42.40	42.57	42.21	41.56	40.66	37.18	35.54	33.93	32.03	31.28	30.56	34.61	41.38	40.13	33.58	31.57	28.65	27.28	34.38	36.09
Michigan Hub	28.79	28.30	28.20	28.32	30.56	38.95	40.48	40.78	40.47	39.87	39.84	36.03	34.85	34.00	32.07	31.57	30.45	34.66	40.71	39.80	33.65	32.32	29.57	28.06	34.26	35.67
Minnesota Hub	18.23	16.43	15.48	15.43	16.30	21.95	36.62	40.44	40.44	38.50	38.26	34.52	27.67	25.84	24.53	24.01	23.64	25.65	41.17	40.90	31.77	28.08	22.83	21.56	27.93	31.77
Wisconsin PS	21.23	20.59	20.53	20.53	21.10	24.84	34.90	38.57	40.87	39.47	39.32	35.98	33.35	31.28	31.14	29.92	29.61	32.14	42.62	41.65	33.14	31.07	27.14	24.98	31.08	34.83
Cleared Load (GW)	51.0	50.2	50.1	50.5	52.3	57.6	62.7	63.7	62.8	62.2	61.6	60.9	60.5	59.6	58.7	58.1	57.7	59.1	61.6	60.5	59.5	57.0	53.5	5.1		



Preliminary Real-Time Prices with Forecasted and Actual System Load

Hour Ending:																									Avg. Hr \$	
	1	2	3	4	5	6	7	8	9	10	11	12	13	14	15	16	17	18	19	20	21	22	23	24	All	On Pk
Cinergy Hub	24.97	25.29	21.67	27.34	30.90	59.62	32.37	28.07	50.54	34.60	42.09	29.24	35.88	27.03	30.74	26.22	32.37	30.92	35.60	28.08	28.03	25.04	24.68	23.95	31.47	31.82
Illinois Hub	14.31	29.20	28.98	44.15	45.08	81.08	33.75	31.35	66.57	30.86	40.22	27.58	68.80	41.83	44.29	54.68	61.75	33.30	34.17	26.40	25.14	25.62	26.77	22.12	39.08	39.96
Indiana Hub	25.75	26.78	22.09	31.91	38.11	68.17	36.37	28.33	55.73	37.81	43.04	31.94	38.96	27.91	33.15	26.72	34.42	32.49	36.14	29.34	29.82	25.43	24.88	24.19	33.73	33.51
Michigan Hub	22.88	24.08	22.06	24.11	25.68	54.45	34.23	29.01	46.74	33.28	43.46	30.17	33.11	26.64	28.91	25.42	30.22	30.92	37.63	29.19	28.03	26.26	25.69	24.95	30.71	31.54
Minnesota Hub	12.41	18.16	14.47	7.42	9.45	29.87	25.27	26.35	40.50	31.16	41.76	47.00	16.68	18.31	17.18	4.22	6.89	26.95	42.09	26.79	25.35	22.68	20.70	22.05	23.07	25.91
Wisconsin PS	21.75	22.88	21.20	22.27	23.73	51.70	29.77	29.00	45.71	32.79	42.80	31.19	30.94	25.38	27.21	23.20	27.68	29.70	37.10	27.94	26.65	25.16	24.62	23.93	29.34	30.44
Forecasted Load (GW)	50.7	49.7	49.2	49.5	51.1	54.8	59.8	61.9	62.1	61.2	61.2	60.3	59.4	58.6	57.5	56.7	56.3	56.9	59.3	59.2	57.8	55.9	53.0	50.5		
Forecast Error %	-0.3%	-0.6%	-1.0%	-1.1%	-0.8%	0.1%	0.6%	1.2%	1.1%	1.6%	1.8%	1.8%	2.1%	2.3%	2.1%	2.3%	2.4%	2.2%	2.3%	2.3%	2.8%	2.5%	2.3%	1.6%		





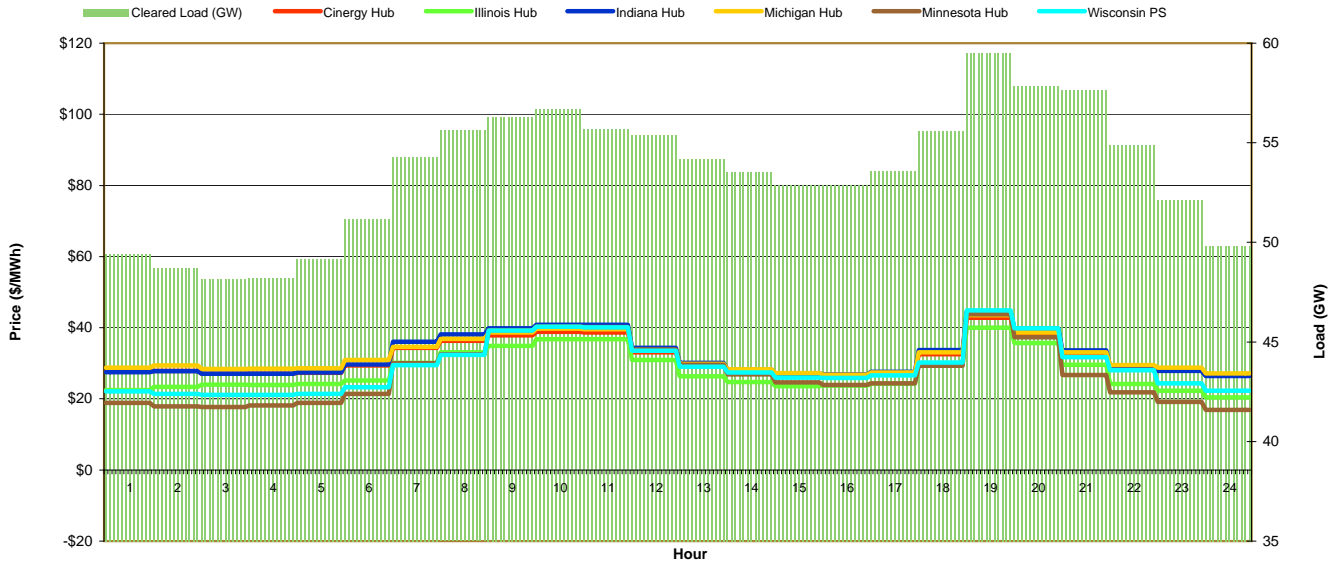
MISO Daily Report

Saturday October 29, 2011

Price	<=0	>=100	>=200
Forecast Error %	0-4.9%	5-9.9%	>=10%

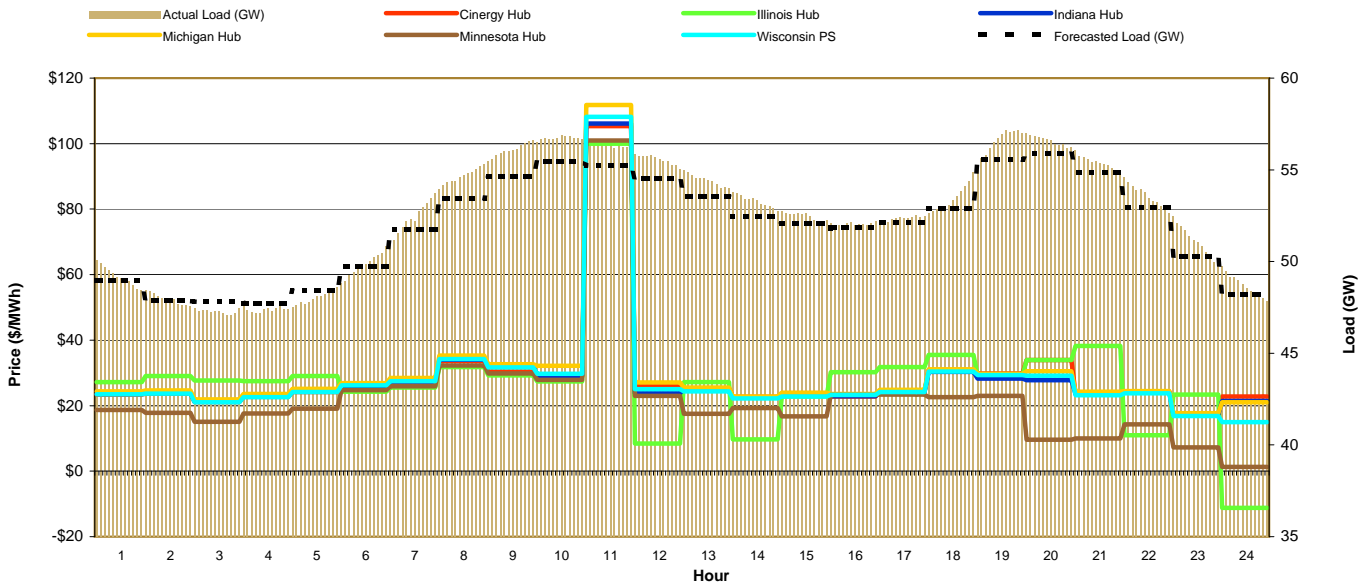
Day-Ahead Prices and Cleared Load

Hour Ending:																									Avg. Hr \$	
	1	2	3	4	5	6	7	8	9	10	11	12	13	14	15	16	17	18	19	20	21	22	23	24	All	On Pk
Cinergy Hub	27.58	27.90	27.06	27.10	27.34	29.44	34.36	36.31	37.81	38.85	38.68	33.06	29.36	27.76	26.71	26.44	27.14	32.58	42.78	38.00	32.36	28.91	27.96	26.54	31.33	32.79
Illinois Hub	22.46	23.41	24.00	23.93	24.18	25.15	30.11	33.07	34.87	36.80	36.73	30.91	26.32	24.71	23.54	23.70	24.24	29.71	40.01	35.72	29.62	24.22	22.30	20.43	27.92	29.78
Indiana Hub	27.50	27.79	27.04	27.10	27.45	29.66	36.04	38.15	39.81	40.81	40.80	34.35	30.14	28.20	27.11	26.91	27.63	33.74	44.47	39.75	33.61	29.15	27.86	26.44	32.15	33.91
Michigan Hub	28.78	29.43	28.45	28.46	28.62	30.93	34.63	36.83	38.64	39.74	39.55	33.63	29.86	28.28	27.25	26.82	27.45	33.04	43.55	38.70	33.04	29.51	28.77	27.11	32.13	33.42
Minnesota Hub	18.87	17.92	17.74	18.15	18.90	21.36	30.04	32.53	39.29	40.41	40.21	33.91	29.61	26.87	24.60	23.90	24.36	29.34	43.77	37.32	26.73	21.82	19.13	16.91	27.24	30.86
Wisconsin PS	22.15	21.35	21.15	21.09	21.38	23.28	29.45	32.33	39.18	40.30	40.10	33.53	29.08	27.38	26.00	25.90	26.65	30.17	44.84	39.83	31.77	28.04	24.39	22.31	29.23	32.47
Cleared Load (GW)	49.4	48.7	48.1	48.2	49.1	51.2	54.3	55.6	56.3	56.7	55.7	55.4	54.2	53.5	52.9	52.9	53.6	55.6	59.5	57.8	57.6	54.9	52.1	5.0		



Preliminary Real-Time Prices with Forecasted and Actual System Load

Hour Ending:																									Avg. Hr \$	
	1	2	3	4	5	6	7	8	9	10	11	12	13	14	15	16	17	18	19	20	21	22	23	24	All	On Pk
Cinergy Hub	23.36	23.68	21.10	22.72	24.19	25.66	27.11	33.64	30.39	28.72	105.32	25.92	25.29	22.69	23.66	22.77	24.19	30.93	29.80	33.93	23.54	24.37	17.39	22.83	28.88	31.41
Illinois Hub	27.18	29.00	27.63	27.45	29.04	24.28	25.55	31.75	29.22	27.37	99.95	8.44	27.21	9.74	22.81	30.20	31.81	35.54	29.19	33.96	38.22	11.00	23.35	-11.19	27.86	30.61
Indiana Hub	23.53	23.87	21.26	22.89	24.35	25.87	27.43	34.06	32.07	29.14	106.15	23.73	25.15	22.49	23.62	22.89	24.27	30.33	28.28	27.80	23.59	24.08	17.31	21.40	28.57	30.94
Michigan Hub	24.31	24.69	21.93	23.62	25.16	26.89	28.49	35.33	32.61	32.20	111.84	27.09	25.53	22.84	23.92	23.56	24.87	31.07	29.75	30.50	24.24	24.49	17.68	21.01	29.73	32.35
Minnesota Hub	18.66	17.79	15.12	17.60	19.04	24.73	25.88	32.30	29.85	27.85	100.93	22.94	17.51	19.29	16.72	23.26	23.33	22.58	23.03	9.64	9.95	14.31	7.22	1.27	22.53	25.04
Wisconsin PS	23.47	23.63	21.04	22.56	24.17	26.19	27.52	34.18	31.73	29.72	108.23	25.06	24.34	22.23	22.81	23.29	24.21	30.39	29.36	29.17	23.22	23.72	16.87	15.02	28.42	31.16
Forecasted Load (GW)	49.0	47.9	47.8	47.7	48.4	49.7	51.8	53.4	54.6	55.5	55.2	54.5	53.5	52.5	52.1	51.8	52.1	52.9	55.6	55.9	54.9	52.9	50.2	48.2		
Forecast Error %	0.5%	0.2%	-1.1%	-0.8%	-0.8%	0.1%	1.1%	2.2%	2.6%	2.2%	2.0%	1.8%	1.6%	1.6%	0.7%	0.4%	0.3%	1.0%	1.7%	1.3%	0.9%	1.2%	1.7%	1.0%		





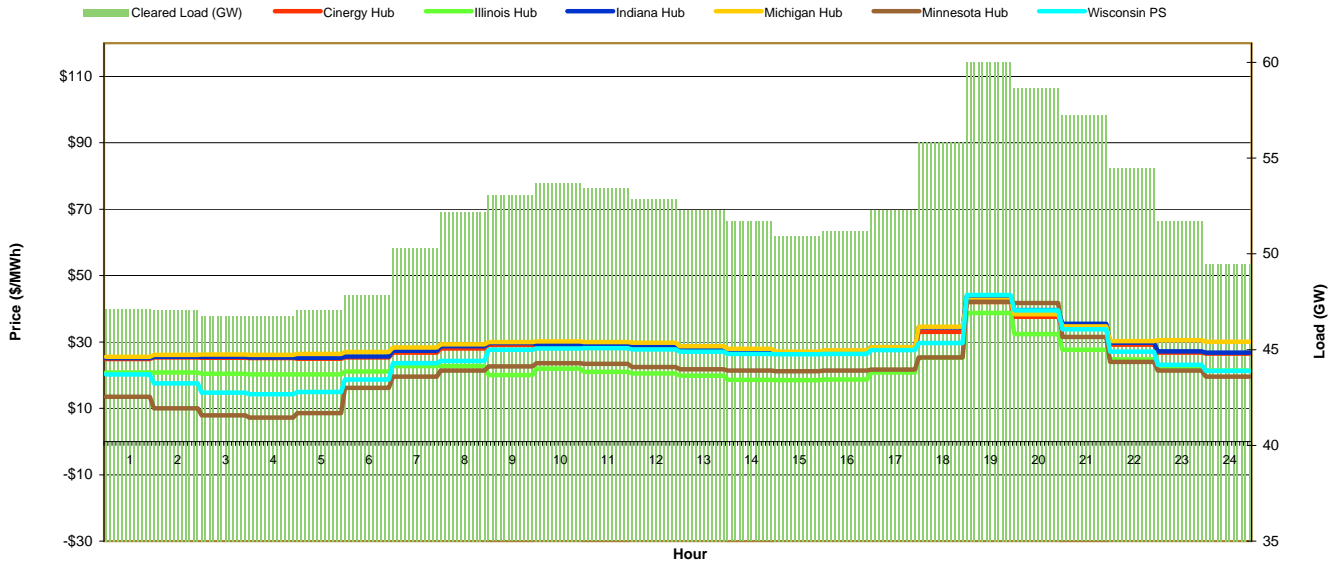
MISO Daily Report

Sunday October 30, 2011

Price	<=0	>=100	>=200
Forecast Error %	0-4.9%	5-9.9%	>=10%

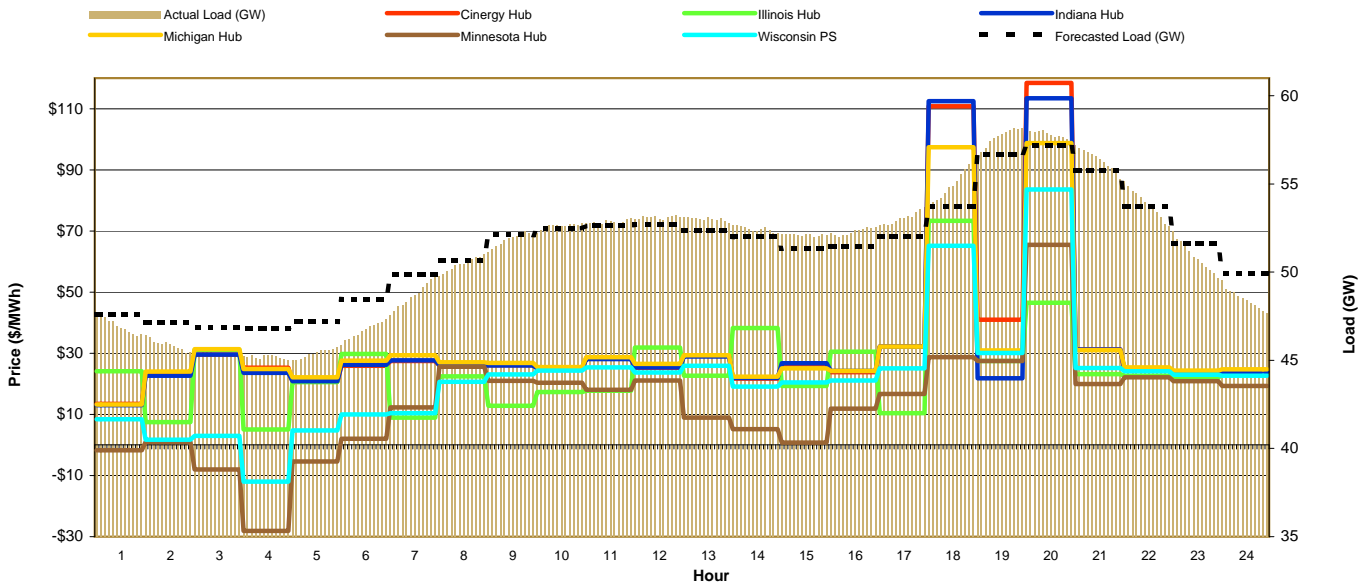
Day-Ahead Prices and Cleared Load

Hour Ending:																									Avg. Hr \$	
	1	2	3	4	5	6	7	8	9	10	11	12	13	14	15	16	17	18	19	20	21	22	23	24	All	On Pk
Cinergy Hub	24.81	25.30	25.23	25.10	24.97	25.36	26.82	28.06	29.08	28.74	28.20	28.47	27.68	27.07	26.50	26.88	27.85	33.00	42.00	37.59	34.00	29.17	26.81	26.46	28.55	30.07
Illinois Hub	20.78	20.84	20.38	20.25	20.27	21.11	22.75	22.76	20.03	21.97	20.99	20.55	19.84	18.61	18.46	18.73	20.77	25.24	38.76	32.35	27.67	24.78	22.15	21.41	22.56	23.35
Indiana Hub	25.10	25.57	25.51	25.36	25.27	25.67	27.35	28.72	29.70	29.28	28.71	29.01	28.02	27.35	26.63	27.23	28.46	34.39	43.74	39.60	35.43	29.79	27.20	26.81	29.16	30.83
Michigan Hub	25.56	26.11	26.19	26.06	26.41	26.94	28.30	29.31	29.97	30.19	29.94	29.80	28.73	27.98	27.08	27.41	28.46	34.60	42.67	38.31	34.66	30.24	30.58	30.01	29.81	31.25
Minnesota Hub	13.47	10.00	7.93	7.20	8.57	16.19	19.55	21.41	22.65	23.62	23.37	22.41	21.72	21.41	21.21	21.35	21.67	25.37	42.06	41.74	31.53	23.94	21.34	19.58	21.22	25.43
Wisconsin PS	20.19	17.57	14.77	14.23	14.97	18.71	23.56	24.32	27.70	28.06	28.13	27.77	27.05	26.44	26.29	26.36	27.51	29.70	44.16	39.53	33.82	27.12	23.11	21.33	25.51	29.19
Cleared Load (GW)	47.1	47.1	46.7	46.7	47.0	47.8	50.3	52.2	53.1	53.7	53.4	52.9	52.3	51.7	50.9	51.2	52.3	55.8	60.0	58.7	57.2	54.5	51.7	4.9		



Preliminary Real-Time Prices with Forecasted and Actual System Load

Hour Ending:																									Avg. Hr \$	
	1	2	3	4	5	6	7	8	9	10	11	12	13	14	15	16	17	18	19	20	21	22	23	24	All	On Pk
Cinergy Hub	13.44	23.00	29.54	25.23	20.66	25.90	27.49	25.97	26.07	25.02	28.45	25.23	29.35	21.66	26.33	23.81	32.17	110.77	40.96	118.46	31.21	24.35	23.26	23.77	33.42	38.32
Illinois Hub	24.11	7.51	31.11	5.07	20.53	29.82	8.94	22.43	12.82	17.35	17.74	31.90	22.70	38.29	19.25	30.52	10.36	73.34	27.47	46.48	23.18	22.63	21.87	23.50	24.54	27.40
Indiana Hub	13.01	22.64	29.55	23.62	20.89	26.19	27.70	25.96	25.99	24.92	28.11	25.39	28.95	21.91	26.74	24.24	32.22	112.49	21.85	113.40	31.23	24.45	23.35	23.88	32.45	36.95
Michigan Hub	13.27	23.97	31.35	24.88	22.15	27.62	29.40	27.05	26.79	25.53	28.68	26.49	29.30	22.35	25.01	24.26	32.20	97.36	30.89	98.74	31.01	25.41	24.31	24.75	32.20	35.96
Minnesota Hub	-1.77	0.98	-8.07	-28.08	-5.39	2.06	12.27	25.56	20.96	20.38	18.04	21.09	8.89	5.14	0.76	11.91	16.66	28.76	27.42	65.50	19.90	22.15	20.92	19.32	13.56	20.88
Wisconsin PS	8.41	1.70	2.95	-12.04	4.74	9.98	10.46	20.71	23.10	24.31	25.33	23.70	25.94	19.06	20.44	21.12	25.09	65.18	30.10	83.54	25.18	24.14	22.98	22.67	22.03	29.99
Forecasted Load (GW)	47.6	47.1	46.9	46.8	47.2	48.5	49.9	50.7	52.1	52.5	52.6	52.7	52.4	52.0	51.3	51.5	52.0	53.7	56.7	57.1	55.8	53.7	51.6	49.9		
Forecast Error %	-1.4%	-2.8%	-3.3%	-3.7%	-4.0%	-3.9%	-2.6%	-0.5%	-0.6%	0.2%	0.4%	0.8%	1.2%	0.8%	1.4%	1.5%	2.2%	1.6%	1.1%	1.0%	0.2%	-1.4%	-3.0%			





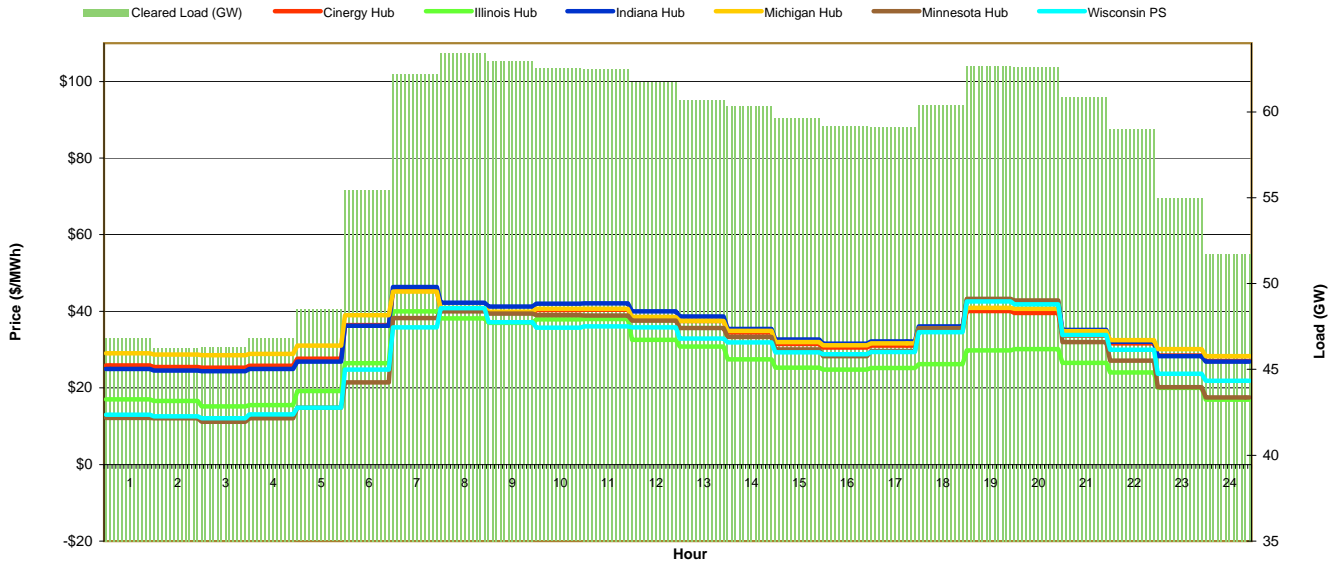
MISO Daily Report

Monday October 31, 2011

Price	<=0	>=100	>=200
Forecast Error %	0-4.9%	5-9.9%	>=10%

Day-Ahead Prices and Cleared Load

Hour Ending:																									Avg. Hr \$	
	1	2	3	4	5	6	7	8	9	10	11	12	13	14	15	16	17	18	19	20	21	22	23	24	All	On Pk
Cinergy Hub	25.86	25.45	25.31	25.82	27.63	36.39	45.37	40.81	39.62	40.36	40.39	38.47	37.44	34.49	31.45	30.52	31.01	34.85	40.06	39.59	33.60	31.65	28.49	27.06	33.82	35.80
Illinois Hub	17.05	16.61	15.17	15.48	19.15	26.45	39.97	38.11	37.02	37.90	37.97	32.51	30.82	27.49	25.26	24.81	25.17	26.24	29.81	30.16	26.51	24.00	20.00	16.93	26.69	29.61
Indiana Hub	24.98	24.57	24.37	24.92	26.89	36.19	46.34	42.25	41.28	42.00	42.09	40.00	38.69	35.42	32.60	31.51	32.10	36.10	42.91	42.41	35.12	32.04	28.30	26.83	34.58	37.18
Michigan Hub	29.04	28.68	28.51	28.88	31.01	38.97	45.16	40.81	39.89	40.63	40.64	38.50	37.51	34.88	31.99	31.15	31.60	35.51	40.88	40.63	34.83	32.43	30.11	28.32	35.02	36.37
Minnesota Hub	12.20	12.07	11.17	12.05	14.87	21.42	38.27	40.02	39.37	39.00	38.91	37.58	35.62	33.27	30.03	28.32	29.59	35.56	43.25	42.81	32.00	27.12	20.17	17.48	28.84	34.54
Wisconsin PS	12.98	12.56	12.10	13.06	14.88	24.74	35.82	40.80	37.18	35.69	36.09	35.78	32.89	31.92	29.31	28.78	29.34	34.55	42.58	41.85	33.78	29.96	23.73	21.90	28.84	34.01
Cleared Load (GW)	46.9	46.2	46.3	46.9	48.5	55.5	62.2	63.4	63.0	62.5	62.5	61.7	60.7	60.4	59.6	59.2	59.1	60.4	62.7	62.6	60.9	59.0	55.0	5.2		



Preliminary Real-Time Prices with Forecasted and Actual System Load

Hour Ending:																									Avg. Hr \$	
	1	2	3	4	5	6	7	8	9	10	11	12	13	14	15	16	17	18	19	20	21	22	23	24	All	On Pk
Cinergy Hub	22.42	23.05	24.74	26.45	25.04	107.17	102.61	48.15	40.51	58.53	38.97	34.89	70.26	27.17	28.35	29.63	28.78	29.48	27.63	34.68	31.87	22.62	23.21	25.79	38.83	35.92
Illinois Hub	24.79	24.29	18.31	23.64	20.03	23.54	44.09	38.98	34.25	31.97	23.99	29.68	8.80	10.96	12.66	16.81	24.84	27.90	22.69	20.52	33.90	20.66	43.16	43.00	25.98	25.11
Indiana Hub	22.55	23.20	24.93	26.64	25.19	102.17	101.90	51.48	45.10	65.33	39.86	37.84	74.72	27.13	29.99	30.55	30.30	29.36	27.87	38.21	36.01	22.44	23.65	27.24	40.15	38.12
Michigan Hub	23.49	24.17	26.03	27.62	26.11	71.09	81.79	44.80	37.37	49.10	34.46	33.11	51.56	27.87	27.55	28.86	27.89	29.22	28.11	29.23	27.09	22.63	21.67	21.23	34.26	32.55
Minnesota Hub	15.85	15.96	17.06	16.49	19.35	44.44	56.63	41.83	35.77	40.34	29.08	30.98	36.22	25.13	24.22	23.94	20.92	19.33	24.56	18.20	9.80	13.63	-4.35	-19.31	23.17	24.35
Wisconsin PS	20.11	19.82	17.70	19.64	20.46	52.64	64.93	43.46	37.07	44.57	30.80	32.50	40.66	27.36	26.88	27.05	26.29	27.69	36.69	27.46	25.24	21.90	19.64	17.68	30.34	30.95
Forecasted Load (GW)	48.5	47.9	47.8	48.3	50.1	53.8	59.9	62.5	62.7	62.7	62.5	62.1	61.6	60.9	60.3	59.3	59.2	59.7	62.6	62.5	60.9	58.1	54.9	52.1		
Forecast Error %	-3.5%	-3.8%	-4.1%	-3.9%	-3.4%	-1.2%	-1.2%	0.0%	-0.5%	-0.5%	-0.8%	-0.8%	-0.2%	-0.6%	0.0%	-0.7%	-1.8%	-2.9%	-2.3%	-1.1%	-0.3%	-0.8%	-1.0%			

