



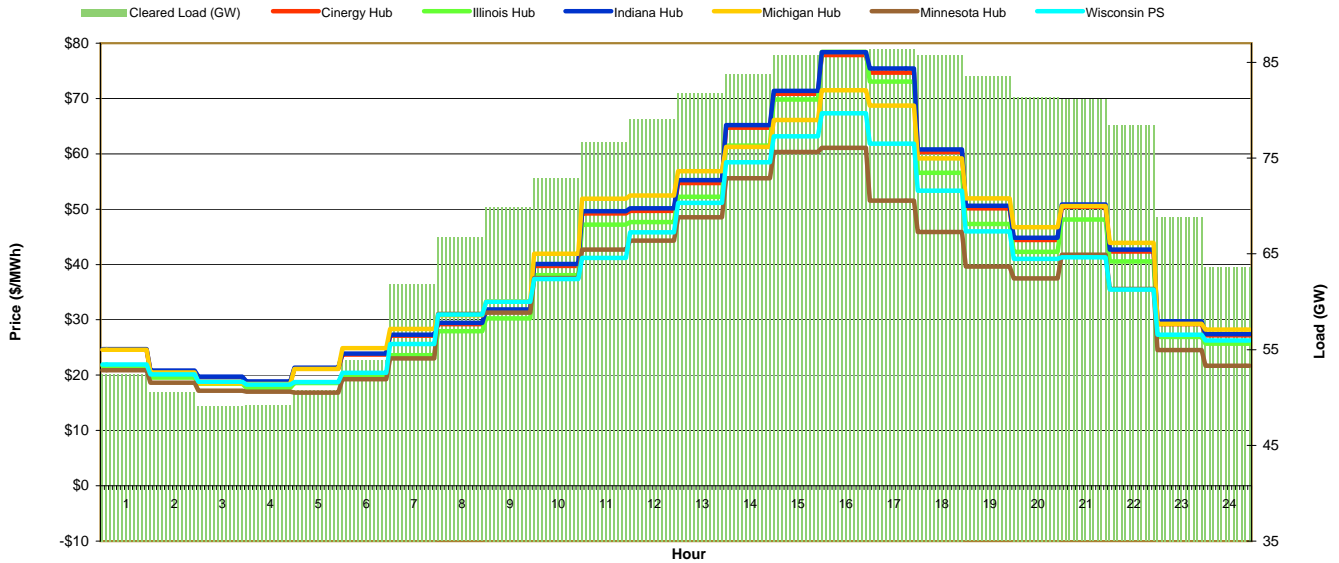
MISO Daily Report

Friday July 1, 2011

Price	<=0	>=100	>=200
Forecast Error %	0-4.9%	5-9.9%	>=10%

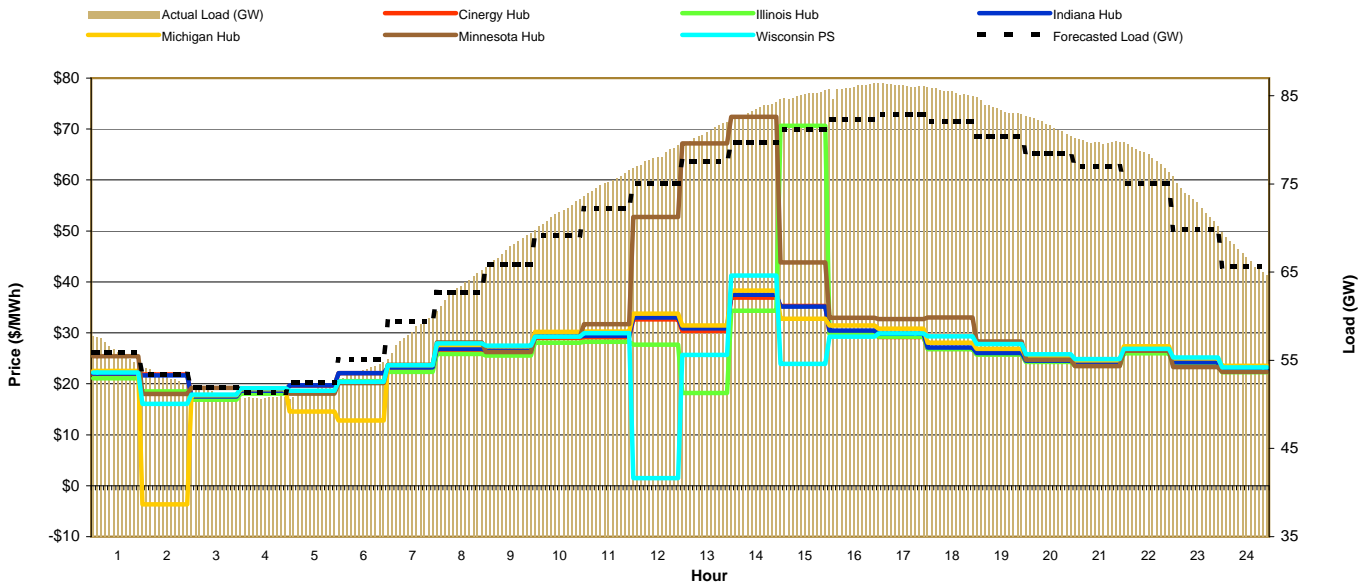
Day-Ahead Prices and Cleared Load

Hour Ending:																									Avg. Hr \$	
	1	2	3	4	5	6	7	8	9	10	11	12	13	14	15	16	17	18	19	20	21	22	23	24	All	On Pk
Cinergy Hub	24.58	20.72	19.62	18.73	21.20	23.70	27.12	29.19	31.56	39.73	49.20	49.71	54.71	64.72	70.88	77.86	74.68	60.31	50.15	44.41	50.42	42.35	29.23	27.22	41.75	51.19
Illinois Hub	21.68	19.54	18.44	17.69	18.60	20.04	23.59	27.95	30.23	38.09	47.20	47.65	52.21	61.50	69.80	78.41	73.06	56.59	47.33	42.31	48.15	40.58	26.88	25.69	39.72	49.25
Indiana Hub	24.73	20.85	19.73	18.84	21.33	23.87	27.30	29.46	31.85	40.09	49.63	50.16	55.23	65.20	71.39	78.40	75.44	60.80	50.59	44.81	50.83	42.71	29.75	27.41	42.10	51.65
Michigan Hub	24.60	20.46	18.52	18.40	21.10	24.88	28.34	30.85	33.31	41.95	51.89	52.47	56.88	61.27	66.13	71.48	68.70	59.15	51.96	46.74	50.54	43.92	29.29	28.22	41.71	51.03
Minnesota Hub	20.89	18.63	17.18	17.00	16.84	19.24	23.02	31.05	31.27	37.52	42.70	44.30	48.54	55.60	60.35	61.07	51.55	45.85	39.64	37.46	41.77	35.56	24.54	21.71	35.14	43.05
Wisconsin PS	21.93	20.13	18.81	18.30	18.73	20.43	25.62	30.97	33.28	37.40	41.20	45.81	51.12	58.46	63.15	67.34	61.82	53.34	45.97	41.00	41.31	35.47	27.32	26.25	37.71	45.93
Cleared Load (GW)	52.5	50.6	49.1	49.2	50.8	53.9	61.8	66.7	69.9	73.0	76.6	79.1	81.8	83.8	85.7	86.2	86.4	85.8	83.5	81.4	81.1	78.4	68.8	6.4		



Preliminary Real-Time Prices with Forecasted and Actual System Load

Hour Ending:																									Avg. Hr \$	
	1	2	3	4	5	6	7	8	9	10	11	12	13	14	15	16	17	18	19	20	21	22	23	24	All	On Pk
Cinergy Hub	21.84	21.85	17.39	18.57	19.66	22.10	23.09	26.68	26.33	29.01	29.13	32.65	30.40	36.91	35.31	30.15	29.19	26.86	25.83	24.38	23.78	26.34	24.03	22.56	26.00	28.56
Illinois Hub	21.12	18.49	16.88	18.05	18.49	20.50	22.34	25.86	25.53	28.05	28.25	27.68	18.23	34.35	70.67	29.75	29.26	26.79	25.76	24.27	23.53	25.96	23.82	22.30	26.08	29.24
Indiana Hub	22.01	21.63	17.48	18.67	19.69	22.09	23.20	26.85	26.55	29.28	29.44	33.03	30.87	37.45	35.18	30.44	29.84	27.12	26.02	24.55	23.93	26.53	24.21	22.73	26.20	28.83
Michigan Hub	22.55	-3.66	17.77	18.95	14.58	12.80	23.66	27.62	27.34	30.21	30.25	33.80	31.46	38.29	32.76	31.47	30.85	28.04	26.85	25.26	24.58	27.35	24.98	23.52	25.05	29.44
Minnesota Hub	25.40	18.02	19.20	19.16	18.05	20.15	23.70	28.15	26.26	29.26	31.69	52.75	67.17	72.39	43.81	32.99	32.73	33.03	28.30	24.73	23.45	26.47	23.30	22.32	30.94	36.03
Wisconsin PS	22.23	16.06	17.91	19.15	18.66	20.41	23.66	27.94	27.50	29.24	29.92	1.50	25.68	41.27	23.89	29.27	29.88	29.34	27.78	25.79	24.87	26.87	25.17	23.26	24.47	26.62
Forecasted Load (GW)	55.9	53.4	51.9	51.3	52.4	55.1	59.4	62.7	65.9	69.2	72.2	75.0	77.6	79.8	81.2	82.3	82.9	82.0	80.4	78.4	77.0	75.0	69.8	65.6		
Forecast Error %	0.4%	-0.5%	-0.9%	-1.2%	-1.7%	-2.5%	-2.5%	0.6%	2.5%	3.3%	3.8%	3.7%	3.9%	4.2%	4.5%	4.1%	3.8%	4.0%	4.0%	4.0%	3.5%	4.1%	4.2%	1.9%		





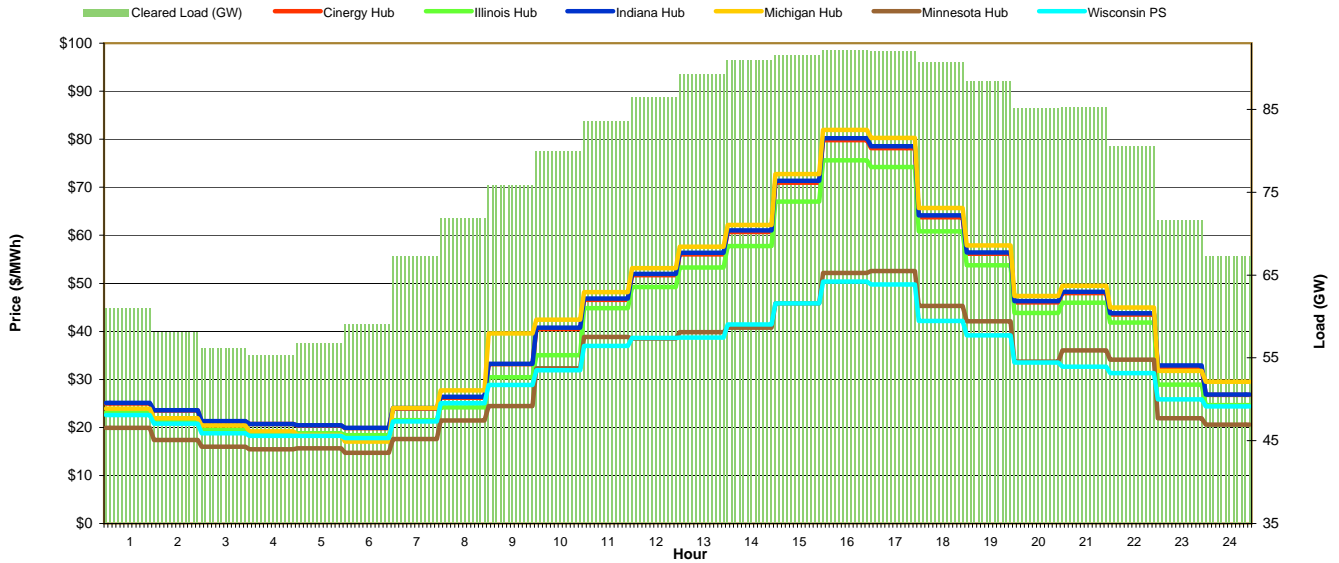
MISO Daily Report

Saturday July 2, 2011

Price	<=0	>=100	>=200
Forecast Error %	0-4.9%	5-9.9%	>=10%

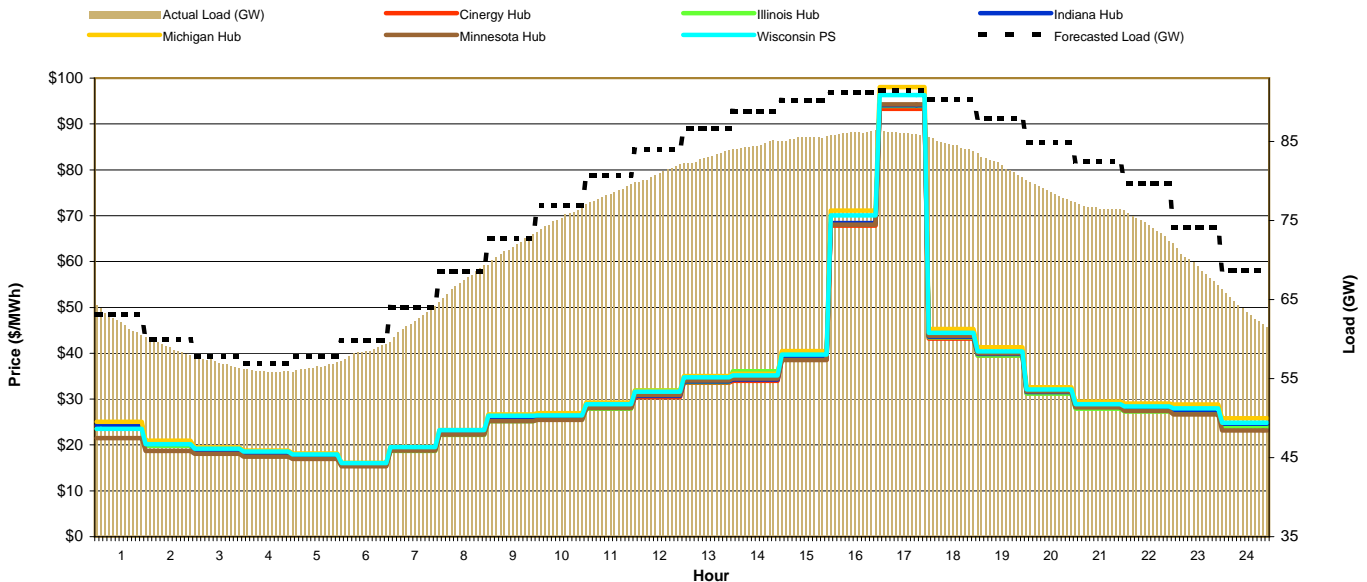
Day-Ahead Prices and Cleared Load

Hour Ending:																									Avg. Hr \$	
	1	2	3	4	5	6	7	8	9	10	11	12	13	14	15	16	17	18	19	20	21	22	23	24	All	On Pk
Cinergy Hub	25.00	23.52	21.25	20.69	20.36	19.85	23.89	26.21	33.20	40.53	46.56	51.68	56.03	60.72	70.95	79.82	78.15	63.79	56.13	46.03	47.95	43.53	32.47	26.77	42.30	52.11
Illinois Hub	23.09	21.58	19.44	18.97	18.79	18.41	21.53	24.19	30.45	35.06	44.86	49.24	53.33	57.78	67.04	75.61	74.22	60.84	53.74	43.85	45.98	41.84	28.90	24.67	39.73	49.18
Indiana Hub	25.10	23.58	21.30	20.74	20.43	19.94	24.02	26.35	33.25	40.76	46.82	51.96	56.33	61.04	71.32	80.24	78.57	64.13	56.44	46.29	48.22	43.77	32.88	26.88	42.52	52.40
Michigan Hub	23.95	21.94	20.40	19.22	18.43	17.05	24.07	27.72	39.60	42.45	48.15	53.18	57.62	62.19	72.74	81.92	80.30	65.67	57.88	47.37	49.48	44.97	31.79	29.51	43.23	53.94
Minnesota Hub	19.90	17.38	15.99	15.45	15.66	14.74	17.61	21.43	24.48	32.33	38.81	38.48	39.86	40.76	45.85	52.17	52.54	45.27	42.09	33.72	36.03	34.10	21.95	20.59	30.72	37.49
Wisconsin PS	22.58	20.78	18.80	18.28	18.25	17.81	21.26	25.03	28.87	31.95	36.98	38.61	38.74	41.47	45.81	50.34	49.77	42.18	39.17	33.52	32.65	31.32	25.82	24.40	31.43	37.01
Cleared Load (GW)	61.0	58.1	56.3	55.4	56.8	59.1	67.2	72.0	75.8	80.0	83.6	86.5	89.3	90.9	91.5	92.1	92.1	90.8	88.5	85.2	85.3	80.6	71.7	6.7		



Preliminary Real-Time Prices with Forecasted and Actual System Load

Hour Ending:																									Avg. Hr \$	
	1	2	3	4	5	6	7	8	9	10	11	12	13	14	15	16	17	18	19	20	21	22	23	24	All	On Pk
Cinergy Hub	24.12	20.11	18.77	18.19	17.61	15.68	18.95	22.44	25.54	25.76	27.98	30.45	33.54	33.96	38.60	67.82	93.31	43.22	39.49	31.28	28.10	27.58	27.34	24.47	31.43	37.28
Illinois Hub	23.58	19.81	18.56	17.94	17.35	15.49	18.72	22.18	25.20	25.53	27.93	31.87	33.74	36.08	38.92	68.34	93.96	43.46	39.52	31.22	27.92	27.32	26.94	24.04	31.48	37.51
Indiana Hub	24.29	20.25	18.90	18.31	17.72	15.77	19.05	22.55	25.68	25.96	28.22	30.71	33.83	34.27	38.93	68.40	94.10	43.59	39.85	31.54	28.33	27.82	27.57	24.66	31.68	37.58
Michigan Hub	25.08	20.93	19.45	18.80	18.16	16.12	19.57	23.25	26.69	26.97	29.26	31.83	35.00	35.51	40.44	71.11	98.02	45.30	41.29	32.62	29.43	29.01	28.80	25.81	32.85	39.03
Minnesota Hub	21.48	18.72	18.05	17.48	16.99	15.38	18.77	22.28	25.19	25.45	28.06	30.90	34.07	34.47	38.54	68.04	94.30	43.82	39.98	31.68	28.19	27.44	26.65	23.18	31.21	37.44
Wisconsin PS	23.54	20.17	19.21	18.59	17.93	16.08	19.55	23.25	26.37	26.47	28.92	31.61	34.76	35.19	39.73	70.10	96.29	44.48	40.44	32.10	28.93	28.37	27.99	24.87	32.29	38.44
Forecasted Load (GW)	63.1	59.9	57.8	56.9	57.7	59.8	64.0	68.5	72.7	76.9	80.7	83.9	86.6	88.8	90.2	91.1	91.4	90.3	87.9	84.8	82.5	79.7	74.1	68.6		
Forecast Error %	-1.4%	-1.4%	-1.3%	-1.7%	-2.3%	-3.2%	-2.0%	-1.8%	-2.3%	-3.1%	-3.8%	-4.4%	-5.1%	-5.6%	-5.9%	-6.3%	-6.8%	-7.3%	-7.8%	-7.6%	-7.0%	-6.9%	-7.6%			





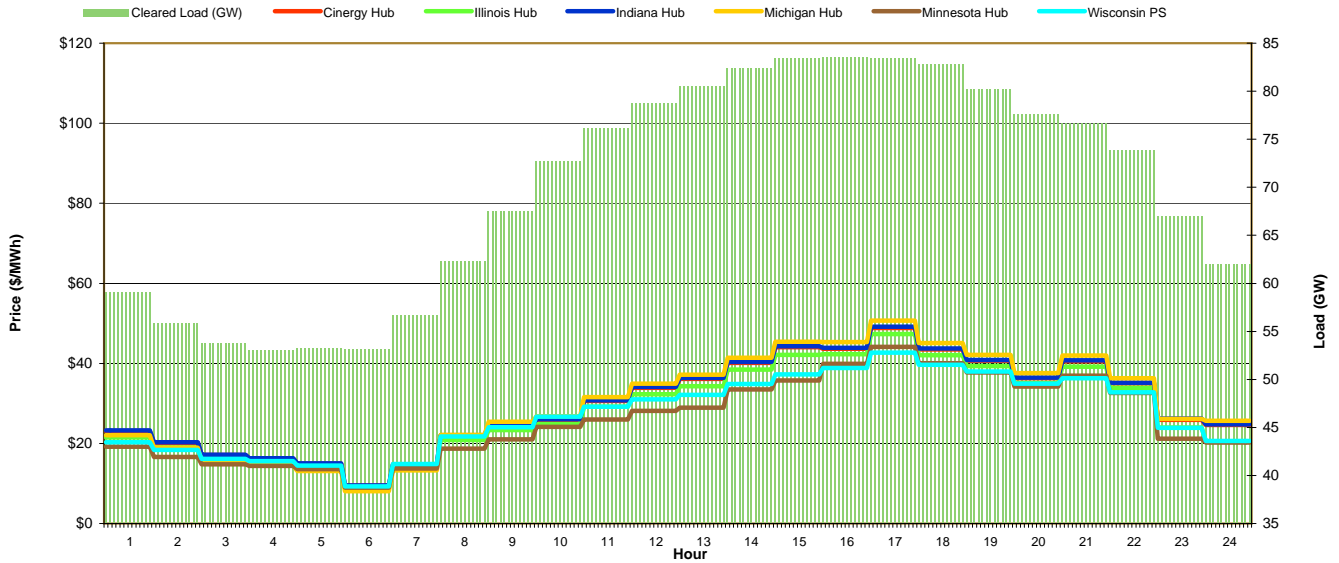
MISO Daily Report

Sunday July 3, 2011

Price	<=0	>=100	>=200
Forecast Error %	0-4.9%	5-9.9%	>=10%

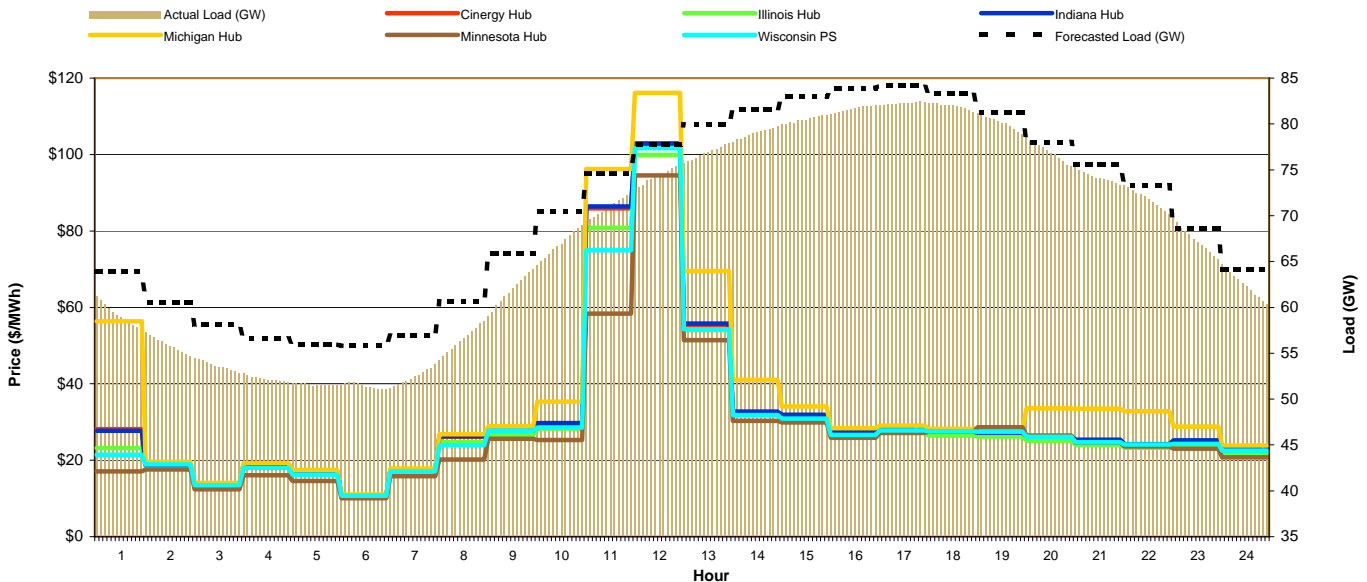
Day-Ahead Prices and Cleared Load

Hour Ending:																									Avg. Hr \$			
	1	2	3	4	5	6	7	8	9	10	11	12	13	14	15	16	17	18	19	20	21	22	23	24	All	On Pk		
Cinergy Hub	23.13	20.17	17.09	16.19	14.95	9.47	14.72	21.95	24.52	25.92	30.62	33.91	36.14	40.17	44.08	43.68	48.87	43.48	40.66	36.26	40.50	35.00	25.93	24.64	29.67	35.73		
Illinois Hub	21.51	19.01	16.13	15.31	14.17	9.00	14.05	20.84	23.36	24.87	29.18	32.30	34.31	38.42	42.13	42.29	47.32	42.09	39.35	35.10	39.21	33.88	24.02	20.56	28.27	34.29		
Indiana Hub	23.27	20.29	17.18	16.27	15.03	9.52	14.78	22.07	24.67	26.07	30.79	34.10	36.34	40.39	44.33	43.93	49.16	43.73	40.89	36.47	40.74	35.20	26.20	24.81	29.84	35.94		
Michigan Hub	22.06	18.95	15.46	14.47	13.14	8.05	13.30	22.15	25.41	26.80	31.54	34.92	37.16	41.43	45.44	45.29	50.67	45.08	42.15	37.60	41.99	36.28	26.16	25.66	30.05	36.88		
Minnesota Hub	19.21	16.63	14.80	14.39	13.62	8.92	13.77	18.71	21.03	24.16	25.95	28.11	28.92	33.50	35.72	39.86	44.17	40.06	37.77	34.19	36.93	32.58	21.15	20.26	26.02	31.43		
Wisconsin PS	20.31	18.35	16.18	15.55	14.48	9.25	14.85	21.75	24.06	26.71	29.18	31.01	32.14	34.84	37.22	38.83	42.66	39.62	37.95	34.91	36.32	32.80	23.88	20.64	27.23	32.74		
Cleared Load (GW)	59.1	55.9	53.8	53.0	53.2	53.2	56.7	62.3	67.5	72.8	76.2	78.7	80.5	82.5	83.5	83.6	83.4	82.8	80.3	77.6	76.7	73.9	67.0	6.2				



Preliminary Real-Time Prices with Forecasted and Actual System Load

Hour Ending:																									Avg. Hr \$			
	1	2	3	4	5	6	7	8	9	10	11	12	13	14	15	16	17	18	19	20	21	22	23	24	All	On Pk		
Cinergy Hub	28.13	18.70	13.58	18.66	16.89	10.77	17.33	26.15	27.57	29.55	85.88	102.04	55.22	32.41	31.60	27.15	27.94	27.22	27.05	26.07	25.19	24.07	25.05	22.81	31.13	37.51		
Illinois Hub	23.18	18.32	13.28	18.06	16.33	10.51	16.80	24.72	26.51	28.29	80.85	99.87	54.09	31.74	30.91	26.49	27.22	26.50	26.19	25.13	24.01	23.25	23.57	21.95	29.91	36.21		
Indiana Hub	27.73	18.84	13.67	18.75	16.96	10.82	17.40	26.26	27.68	29.72	86.45	102.95	55.74	32.71	31.90	27.39	28.16	27.43	27.25	26.26	25.35	24.22	25.18	22.93	31.32	37.79		
Michigan Hub	56.38	19.61	14.11	19.25	17.38	11.05	17.80	26.81	28.86	35.36	96.19	116.16	69.52	41.01	34.07	28.35	29.08	28.23	28.30	33.61	33.46	32.61	28.84	23.90	36.26	43.17		
Minnesota Hub	17.09	17.59	12.42	16.12	14.57	10.08	15.82	20.14	25.66	25.31	58.34	94.51	51.39	30.31	29.88	25.87	27.14	27.46	28.61	26.49	24.65	23.60	23.02	20.74	27.78	33.90		
Wisconsin PS	21.41	18.96	13.51	17.99	16.26	10.73	17.11	23.96	27.71	28.59	74.98	101.65	54.30	31.83	30.91	26.66	27.79	27.59	27.48	26.17	24.72	24.14	24.29	22.50	30.05	36.42		
Forecasted Load (GW)	63.9	60.5	58.1	56.6	56.0	55.8	56.9	60.7	65.9	70.4	74.6	77.8	79.9	81.6	83.0	83.9	84.2	83.3	81.2	78.0	75.6	73.3	68.6	64.1				
Forecast Error %	-7.9%	-8.2%	-8.3%	-8.4%	-8.5%	-8.5%	-8.7%	-7.5%	-6.6%	-5.3%	-5.2%	-4.7%	-4.0%	-3.3%	-3.2%	-2.8%	-2.3%	-1.6%	-1.4%	-1.4%	-1.8%	-2.1%	-1.7%	-2.6%				





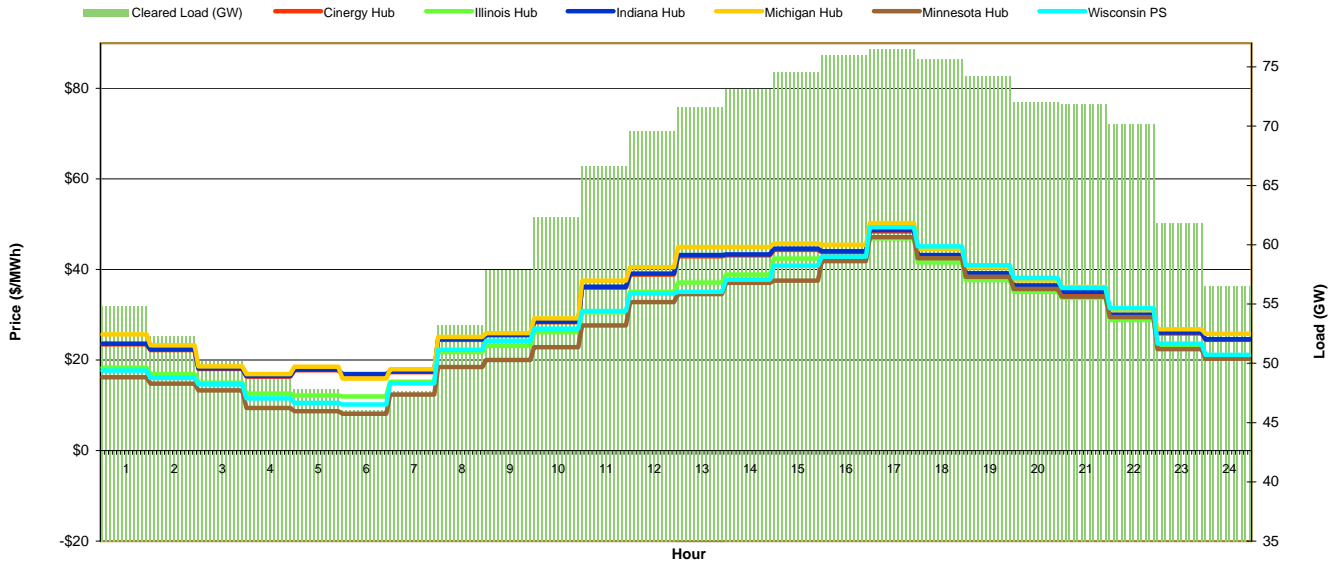
MISO Daily Report

Monday July 4, 2011

Price	<=0	>=100	>=200
Forecast Error %	0-4.9%	5-9.9%	>=10%

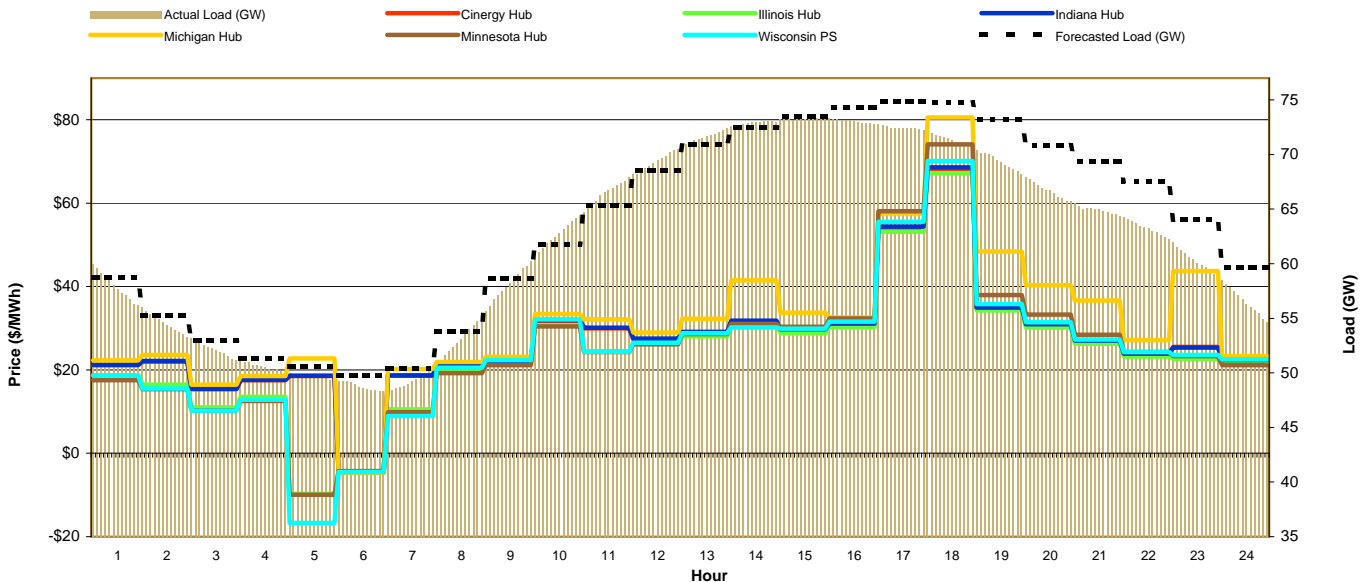
Day-Ahead Prices and Cleared Load

Hour Ending:	Day																								Avg. Hr \$	
	1	2	3	4	5	6	7	8	9	10	11	12	13	14	15	16	17	18	19	20	21	22	23	24	All	On Pk
Cinergy Hub	23.50	22.19	18.02	16.36	17.77	16.84	17.34	24.46	25.49	28.34	35.97	38.88	42.95	43.12	44.35	43.82	48.46	42.95	38.97	36.26	34.84	29.72	25.87	24.46	30.87	36.53
Illinois Hub	18.35	16.88	14.98	12.62	12.14	11.94	15.22	21.81	23.10	26.18	30.52	35.07	37.15	38.88	42.39	42.41	46.90	41.56	37.71	35.09	33.71	28.86	23.03	20.83	27.81	34.02
Indiana Hub	23.64	22.34	18.14	16.46	17.88	16.93	17.44	24.59	25.57	28.50	36.17	39.10	43.20	43.37	44.60	44.08	48.75	43.20	39.20	36.47	35.04	30.06	26.06	24.62	31.06	36.75
Michigan Hub	25.64	23.23	18.62	16.92	18.55	15.89	17.99	25.07	25.93	29.23	37.57	40.48	44.98	45.00	45.73	45.44	50.25	44.54	40.41	37.60	36.12	31.03	26.80	25.82	32.04	37.89
Minnesota Hub	16.22	14.80	13.28	9.42	8.71	8.16	12.39	18.49	20.04	22.83	27.64	32.81	34.60	37.05	37.56	41.84	47.18	42.51	38.39	35.72	33.98	29.47	22.44	20.30	26.08	32.66
Wisconsin PS	17.66	16.06	14.66	11.52	10.52	10.18	14.86	22.31	24.27	26.97	30.83	34.70	35.09	37.78	40.89	42.83	49.34	45.14	40.96	38.11	35.90	31.45	23.62	21.14	28.20	35.01
Cleared Load (GW)	54.9	52.3	50.2	48.7	47.8	46.1	47.6	53.3	57.9	62.4	66.7	69.6	71.6	73.1	74.6	76.0	76.6	75.7	74.2	72.0	71.8	70.2	61.8	5.7		



Preliminary Real-Time Prices with Forecasted and Actual System Load

Hour Ending:	Day																								Avg. Hr \$	
	1	2	3	4	5	6	7	8	9	10	11	12	13	14	15	16	17	18	19	20	21	22	23	24	All	On Pk
Cinergy Hub	21.13	22.00	15.39	17.50	18.53	-4.56	18.63	21.01	22.14	31.77	29.95	27.37	28.89	31.59	29.50	30.91	54.06	68.16	34.73	30.71	26.85	23.74	25.55	22.18	26.99	32.31
Illinois Hub	18.72	16.43	10.98	13.53	-9.75	-4.43	10.58	20.00	21.49	30.73	24.45	26.51	28.03	30.73	28.82	30.31	53.17	67.23	34.25	30.20	26.29	23.23	22.68	21.62	23.99	31.13
Indiana Hub	21.23	22.11	15.47	17.59	18.60	-4.59	18.71	21.10	22.24	31.94	30.10	27.53	29.09	31.82	29.75	31.12	54.41	68.62	34.99	30.96	27.06	23.94	25.37	22.34	27.15	32.50
Michigan Hub	22.28	23.58	16.48	18.55	22.74	-4.66	20.23	21.89	23.16	33.40	32.15	28.95	32.30	41.48	33.75	32.61	57.54	80.52	48.39	40.37	36.64	27.14	43.73	23.29	31.52	38.38
Minnesota Hub	17.50	15.36	10.32	12.58	-9.94	-4.30	9.85	19.26	21.18	30.43	24.28	26.10	28.57	31.01	30.32	32.39	58.10	74.11	37.97	33.25	28.41	24.31	23.26	21.13	24.81	32.68
Wisconsin PS	18.65	15.56	10.21	12.85	-16.72	-4.53	8.96	20.50	22.41	32.11	24.39	26.53	28.83	30.21	29.87	31.56	55.53	70.15	35.83	31.43	27.31	24.32	23.64	22.52	24.25	32.16
Forecasted Load (GW)	58.7	55.3	52.9	51.3	50.6	49.8	50.4	53.8	58.7	61.8	65.4	68.5	70.9	72.5	73.5	74.3	74.9	74.8	73.2	70.8	69.3	67.5	64.0	59.6		
Forecast Error %	-1.4%	-1.4%	-1.6%	-1.6%	-2.0%	-2.2%	-1.7%	-1.2%	1.4%	1.6%	1.1%	1.0%	0.5%	-0.2%	-1.8%	-3.4%	-4.8%	-5.6%	-6.2%	-6.9%	-6.8%	-6.2%	-5.5%			





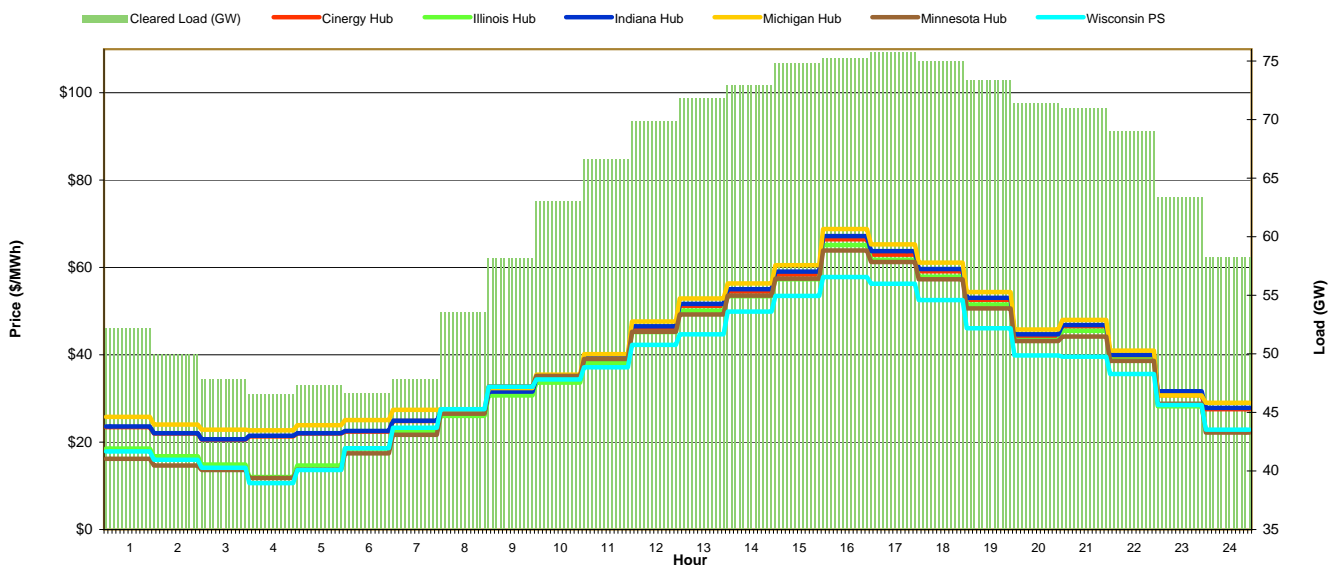
MISO Daily Report

Tuesday July 5, 2011

Price	<=0	>=100	>=200
Forecast Error %	0-4.9%	5-9.9%	>=10%

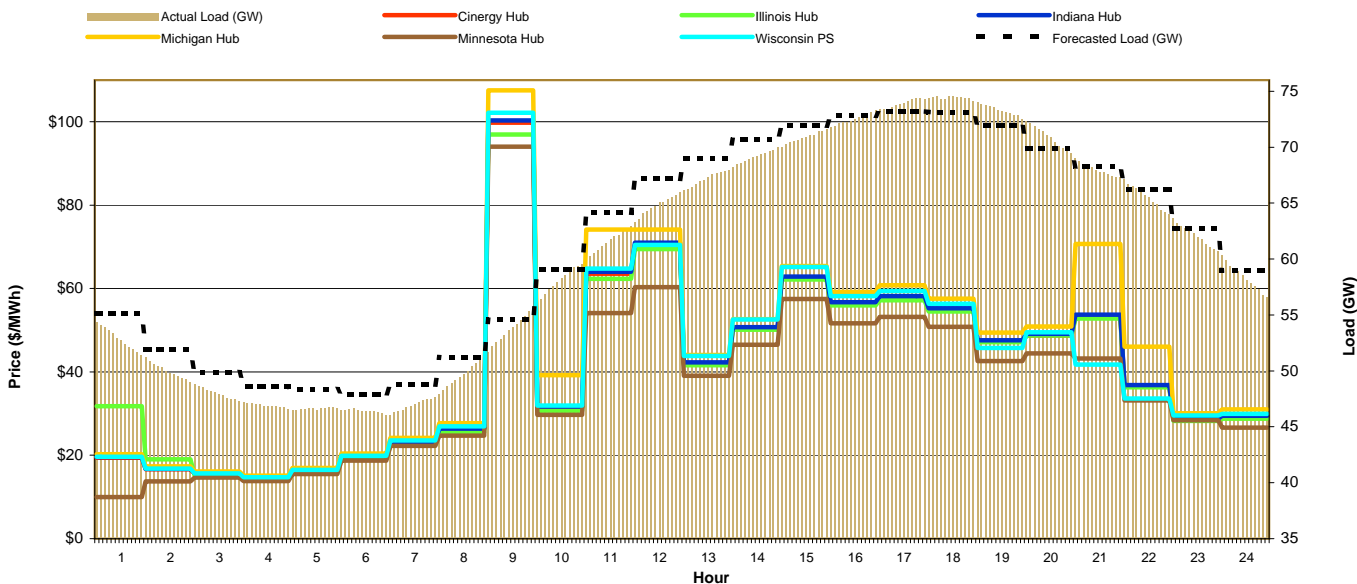
Day-Ahead Prices and Cleared Load

Hour Ending:																									Avg. Hr \$	
	1	2	3	4	5	6	7	8	9	10	11	12	13	14	15	16	17	18	19	20	21	22	23	24	All	On Pk
Cinergy Hub	23.48	21.95	20.62	21.35	21.99	22.46	24.83	26.61	31.39	34.36	38.99	46.11	51.23	54.52	58.42	66.44	62.95	59.15	52.65	44.37	46.52	39.80	30.79	27.53	38.69	46.52
Illinois Hub	18.52	16.75	14.90	12.05	14.68	18.56	22.32	26.00	30.71	33.65	38.13	45.18	50.16	53.41	57.31	65.16	61.78	57.93	51.55	43.41	45.52	38.92	28.19	22.64	36.14	45.44
Indiana Hub	23.57	22.04	20.69	21.45	22.08	22.54	24.94	26.77	31.60	34.64	39.22	46.53	51.64	55.02	59.09	67.17	63.73	59.64	53.07	44.68	46.83	40.03	31.63	27.82	39.02	46.96
Michigan Hub	25.82	24.03	22.86	22.75	23.92	25.03	27.41	27.47	32.37	35.50	40.17	47.67	52.90	56.38	60.56	68.84	65.33	61.12	54.38	45.77	47.97	41.00	30.68	29.00	40.37	48.01
Minnesota Hub	16.21	14.64	13.66	11.80	13.73	17.42	21.66	26.52	32.76	35.17	39.09	45.27	49.23	53.57	57.49	63.89	61.30	57.31	50.65	43.18	44.18	38.62	28.83	22.21	35.77	45.44
Wisconsin PS	17.87	15.98	14.15	10.62	13.65	18.62	23.31	27.58	32.68	34.38	37.17	42.26	44.72	49.93	53.52	57.83	56.27	52.55	46.06	39.89	39.61	35.62	28.48	22.89	33.98	42.41
Cleared Load (GW)	52.2	50.0	47.8	46.6	47.4	46.6	47.9	53.6	58.1	63.0	66.6	69.9	71.8	72.9	74.8	75.2	75.8	75.0	73.4	71.4	71.0	69.0	63.4	5.8		



Preliminary Real-Time Prices with Forecasted and Actual System Load

Hour Ending:																									Avg. Hr \$	
	1	2	3	4	5	6	7	8	9	10	11	12	13	14	15	16	17	18	19	20	21	22	23	24	All	On Pk
Cinergy Hub	19.44	16.67	15.61	14.64	16.41	19.70	23.15	26.33	99.79	31.51	63.58	70.43	41.96	50.38	62.39	56.27	57.72	54.82	47.28	48.74	53.39	36.60	28.54	29.26	41.03	51.86
Illinois Hub	31.79	19.04	15.20	14.26	15.98	19.14	22.40	25.52	96.94	30.70	62.32	69.45	41.63	50.10	62.18	55.94	57.18	54.47	47.11	48.74	52.80	36.28	28.22	28.82	41.09	51.22
Indiana Hub	19.56	16.77	15.70	14.73	16.51	19.79	23.23	26.43	100.29	31.71	64.02	70.97	42.27	50.74	62.87	56.73	58.20	55.24	47.61	49.09	53.75	36.85	28.75	29.47	41.30	52.22
Michigan Hub	20.23	17.34	16.15	15.11	16.93	20.42	24.21	27.71	107.54	39.23	74.13	74.18	44.04	52.68	65.42	59.20	60.76	57.54	49.44	50.89	70.72	46.07	30.08	31.01	44.63	56.85
Minnesota Hub	9.95	13.77	14.67	13.85	15.49	18.75	22.24	24.73	94.05	29.73	54.09	60.33	39.04	46.52	57.52	51.66	53.21	50.80	42.57	44.48	43.21	33.14	28.37	26.66	37.03	47.09
Wisconsin PS	19.62	16.81	15.69	14.73	16.52	19.90	23.56	26.95	102.19	31.96	64.81	70.46	43.81	52.59	65.18	58.21	59.45	56.31	45.73	49.49	41.75	33.65	29.53	29.92	41.20	52.00
Forecasted Load (GW)	55.1	51.9	49.9	48.6	48.3	47.9	48.8	51.2	54.6	59.0	64.1	67.2	69.0	70.7	71.9	72.8	73.2	73.1	72.0	69.8	68.3	66.2	62.7	59.0		
Forecast Error %	-4.2%	-3.7%	-3.9%	-3.7%	-3.6%	-3.2%	-3.9%	-3.2%	-1.6%	-1.7%	-4.2%	-3.7%	-2.8%	-2.2%	-1.5%	-0.4%	0.9%	1.7%	1.9%	1.5%	-0.4%	-1.0%	-0.9%	-1.0%		





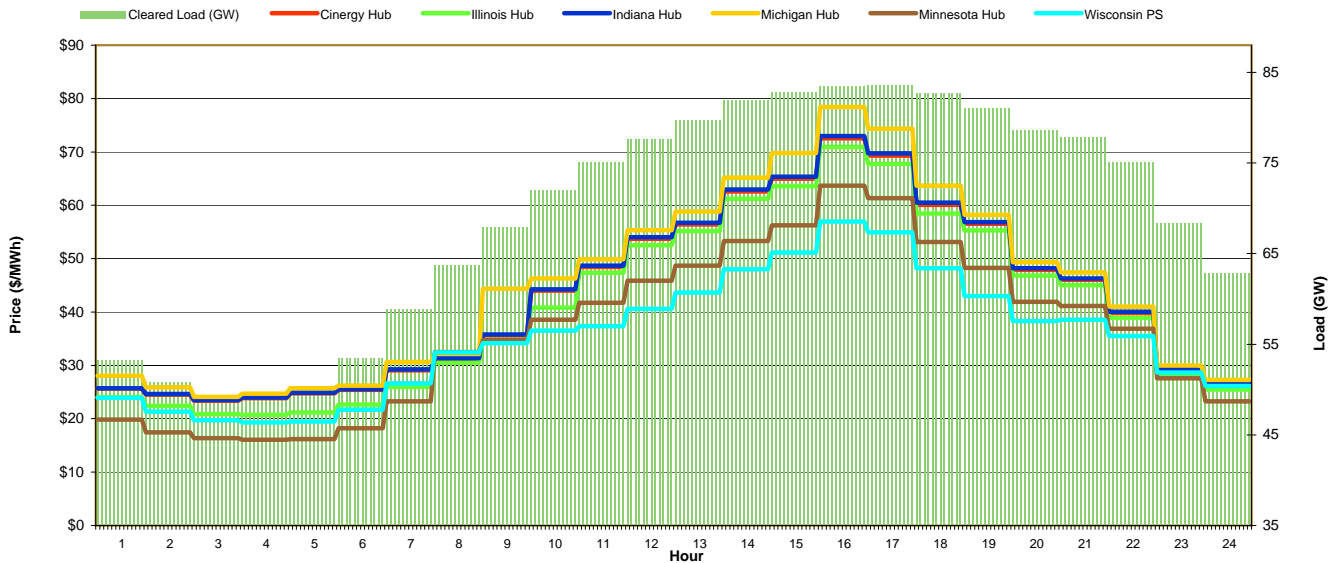
MISO Daily Report

Wednesday July 6, 2011

Price	<=0	>=100	>=200
Forecast Error %	0-4.9%	5-9.9%	>=10%

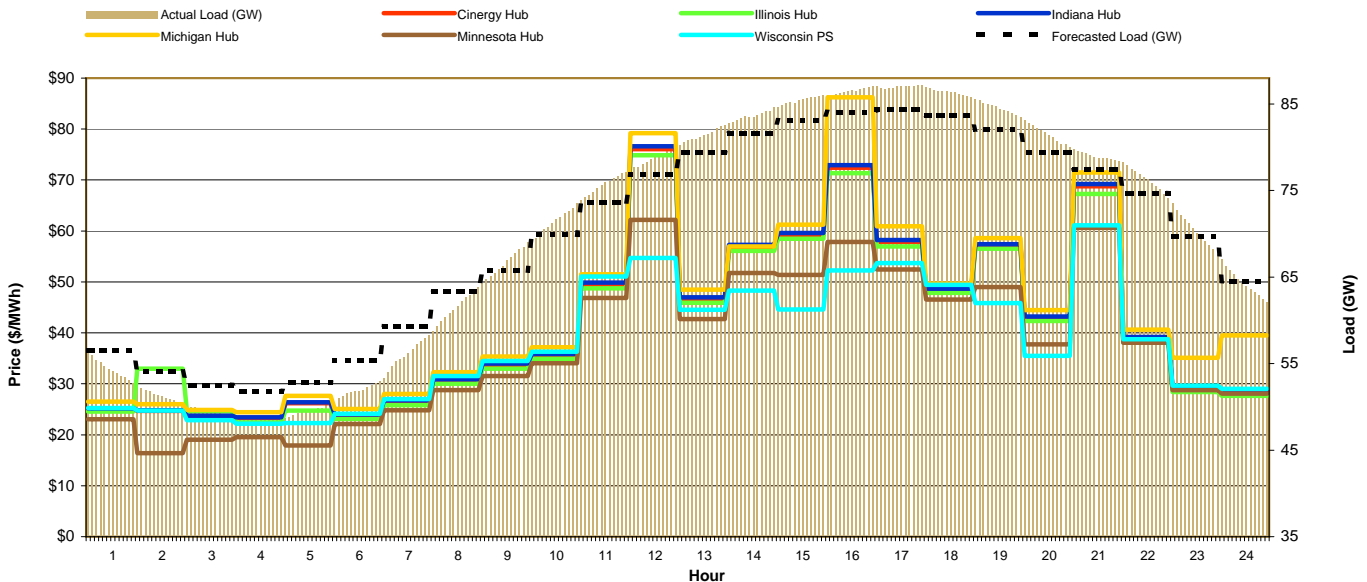
Day-Ahead Prices and Cleared Load

Hour Ending:																									Avg. Hr \$	
	1	2	3	4	5	6	7	8	9	10	11	12	13	14	15	16	17	18	19	20	21	22	23	24	All	On Pk
Cinergy Hub	25.64	24.55	23.38	23.87	24.78	25.42	29.11	31.17	35.60	44.03	48.42	53.73	56.42	62.61	65.00	72.57	69.32	60.05	56.52	47.91	46.05	39.82	28.96	26.69	42.57	51.14
Illinois Hub	24.02	22.40	20.87	20.76	21.15	22.64	25.95	30.49	34.79	40.84	47.34	52.53	55.16	61.21	63.54	70.94	67.77	58.49	55.27	46.85	45.03	38.94	28.20	25.50	40.86	49.84
Indiana Hub	25.72	24.65	23.50	23.98	24.90	25.54	29.29	31.38	35.81	44.28	48.69	54.03	56.73	62.96	65.37	72.98	69.71	60.47	56.84	48.18	46.31	40.05	29.29	26.82	42.81	51.44
Michigan Hub	28.09	25.90	24.12	24.73	25.73	26.19	30.63	32.14	44.36	46.26	49.87	55.35	58.81	65.16	69.80	78.43	74.34	63.67	58.22	49.35	47.43	41.02	29.97	27.31	44.87	54.01
Minnesota Hub	19.85	17.43	16.39	16.08	16.20	18.20	23.29	32.47	34.70	38.54	41.74	45.84	48.66	53.32	56.22	63.70	61.31	53.13	48.28	41.92	41.16	36.87	27.61	23.25	36.51	45.34
Wisconsin PS	23.90	21.34	19.71	19.29	19.47	21.69	26.63	32.43	34.18	36.50	37.37	40.60	43.63	48.00	51.14	56.96	54.94	48.20	42.99	38.33	38.55	35.49	28.69	26.14	35.26	41.75
Cleared Load (GW)	53.3	50.8	49.2	48.8	50.4	53.4	59.0	63.7	67.9	72.0	75.2	77.6	79.8	82.0	82.9	83.4	83.7	82.8	81.0	78.7	77.9	75.1	68.4	6.3		



Preliminary Real-Time Prices with Forecasted and Actual System Load

Hour Ending:																									Avg. Hr \$	
	1	2	3	4	5	6	7	8	9	10	11	12	13	14	15	16	17	18	19	20	21	22	23	24	All	On Pk
Cinergy Hub	25.00	24.67	23.65	23.27	26.20	23.89	26.59	30.74	33.73	35.60	49.47	76.08	46.66	56.85	59.18	72.44	57.85	48.33	57.02	42.93	68.77	38.94	29.14	28.64	41.90	50.23
Illinois Hub	24.54	32.95	24.62	22.40	24.72	23.14	25.84	30.00	33.00	34.91	48.76	74.84	45.90	56.10	58.45	71.37	56.98	47.83	56.52	42.30	67.29	38.14	28.40	27.64	41.53	49.42
Indiana Hub	25.17	24.82	23.76	23.41	26.35	24.01	26.73	30.93	33.99	35.88	49.86	76.65	47.00	57.25	59.59	72.93	58.24	48.68	57.39	43.21	69.23	39.21	29.33	28.86	42.19	50.59
Michigan Hub	26.49	25.98	24.87	24.45	27.62	25.07	28.00	32.29	35.39	37.18	51.52	79.22	48.49	56.99	61.22	86.22	60.90	49.69	58.57	44.44	71.48	40.64	35.08	39.49	44.64	53.08
Minnesota Hub	23.05	16.37	19.01	19.54	17.90	22.13	24.82	28.75	31.54	34.04	46.87	62.18	42.69	51.74	51.39	57.86	52.44	46.52	48.99	37.77	60.61	38.09	28.79	28.08	37.13	45.02
Wisconsin PS	25.23	24.75	22.88	22.18	22.30	24.12	27.03	31.55	34.49	36.33	51.09	54.68	44.53	48.30	44.58	52.25	53.71	49.43	45.82	35.50	61.11	38.74	29.66	29.03	37.88	44.48
Forecasted Load (GW)	56.6	54.1	52.5	51.8	52.8	55.3	59.3	63.3	65.7	69.9	73.6	76.8	79.5	81.6	83.1	84.0	84.3	83.7	82.0	79.4	77.5	74.7	69.7	64.5		
Forecast Error %	-4.0%	-5.3%	-6.0%	-6.5%	-6.7%	-6.7%	-5.8%	-3.1%	1.4%	2.1%	2.7%	2.4%	2.4%	2.4%	2.7%	2.9%	3.1%	3.0%	2.7%	1.9%	2.2%	1.0%	-0.3%			





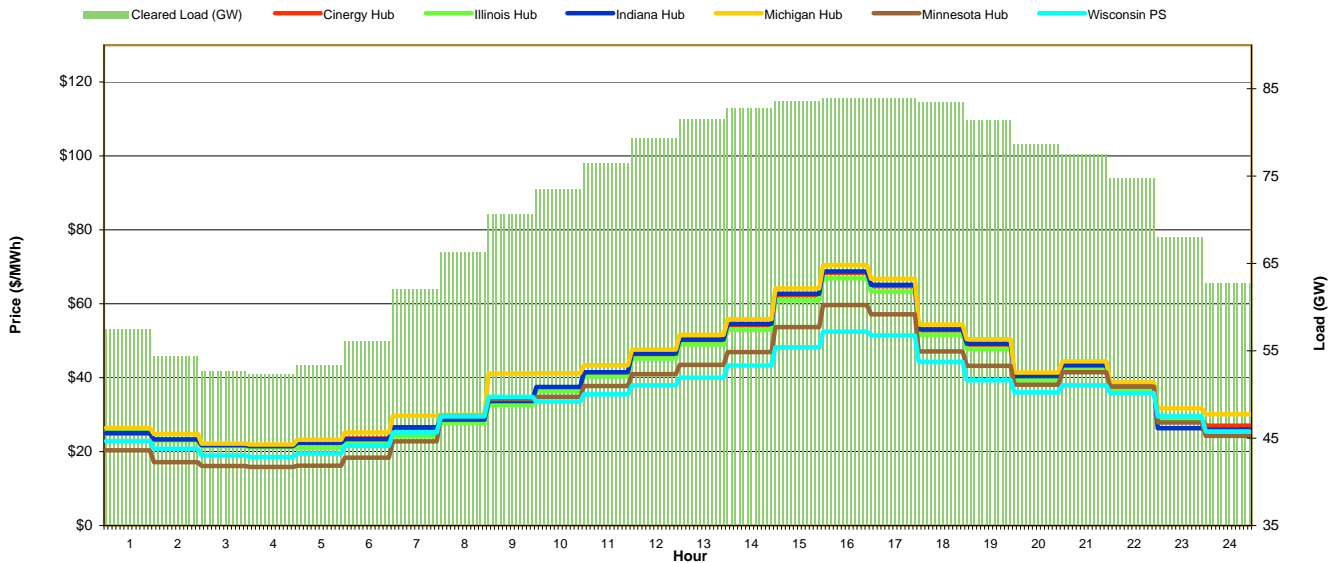
MISO Daily Report

Thursday July 7, 2011

Price	<=0	>=100	>=200
Forecast Error %	0-4.9%	5-9.9%	>=10%

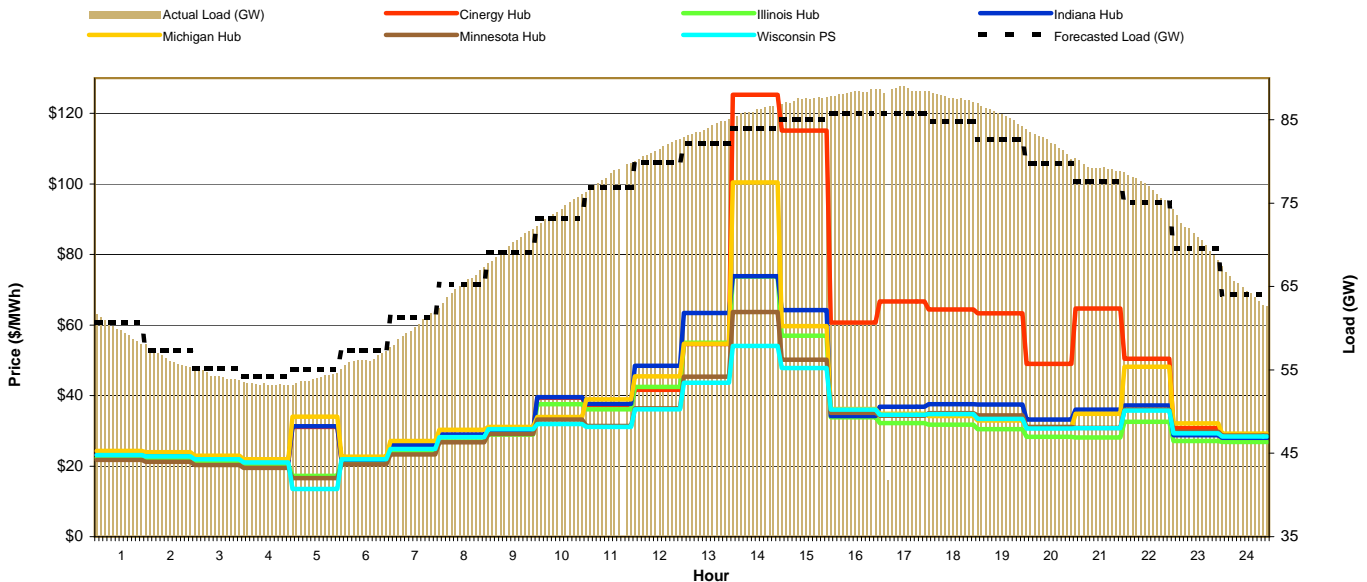
Day-Ahead Prices and Cleared Load

Hour Ending:																									Avg. Hr \$	
	1	2	3	4	5	6	7	8	9	10	11	12	13	14	15	16	17	18	19	20	21	22	23	24	All	On Pk
Cinergy Hub	24.93	23.19	21.61	21.37	22.30	23.57	26.43	28.48	33.41	37.28	41.28	46.26	50.07	54.22	62.34	68.42	64.79	52.80	48.89	40.21	43.11	37.59	28.94	27.03	38.69	46.13
Illinois Hub	25.24	23.07	21.48	21.19	21.03	22.33	24.16	27.77	32.64	36.46	40.37	45.25	48.98	53.04	60.99	66.91	63.35	51.63	47.81	39.32	42.16	36.76	28.54	24.37	37.70	45.12
Indiana Hub	25.04	23.29	21.72	21.47	22.41	23.38	26.55	28.63	33.68	37.51	41.52	46.52	50.35	54.53	62.69	68.81	65.16	53.11	49.17	40.44	43.36	37.81	26.29	25.97	38.73	46.22
Michigan Hub	26.40	24.80	22.16	21.90	23.18	25.17	29.75	29.97	41.10	41.20	43.40	47.65	51.58	55.86	64.21	70.48	66.74	54.40	50.37	41.42	44.40	38.72	31.70	30.13	40.70	48.33
Minnesota Hub	20.31	17.13	16.11	15.85	16.23	18.34	22.80	29.59	34.22	34.80	37.72	40.99	43.45	46.91	53.68	59.65	57.19	47.09	43.25	38.12	41.51	37.56	27.85	24.26	34.36	42.10
Wisconsin PS	22.88	20.78	18.95	18.53	19.50	21.58	25.18	29.52	34.85	33.51	35.51	37.90	39.99	43.27	48.25	52.45	51.46	44.25	39.36	36.01	37.92	35.87	29.57	25.49	33.44	39.35
Cleared Load (GW)	57.5	54.5	52.7	52.3	53.4	56.1	62.1	66.4	70.7	73.6	76.6	79.4	81.5	82.8	83.6	83.9	84.0	83.5	81.4	78.7	77.6	74.8	68.0	6.3		



Preliminary Real-Time Prices with Forecasted and Actual System Load

Hour Ending:																									Avg. Hr \$	
	1	2	3	4	5	6	7	8	9	10	11	12	13	14	15	16	17	18	19	20	21	22	23	24	All	On Pk
Cinergy Hub	23.10	22.87	22.03	21.15	31.14	21.75	25.81	28.84	29.84	39.37	37.31	41.65	54.60	125.31	115.13	60.69	66.67	64.37	63.29	48.96	64.67	50.40	30.74	27.78	46.56	57.62
Illinois Hub	22.31	22.05	21.25	20.39	17.23	21.03	23.96	27.04	28.94	37.58	36.12	42.42	54.94	73.78	56.97	33.86	32.21	31.76	30.46	28.31	28.14	32.54	27.09	26.82	32.38	37.64
Indiana Hub	23.28	22.99	22.14	21.24	31.27	21.83	25.91	28.97	29.98	39.52	37.61	48.48	63.44	73.85	64.19	34.19	36.83	37.54	37.44	33.16	35.98	37.19	28.78	28.02	35.99	41.70
Michigan Hub	24.34	23.94	22.94	21.98	33.99	22.68	27.09	30.33	31.12	33.97	38.94	45.48	54.70	100.40	59.71	36.22	34.85	34.23	32.92	30.82	34.86	48.17	32.08	29.22	36.87	42.43
Minnesota Hub	21.75	21.19	20.33	19.47	16.60	20.50	23.34	26.80	29.14	33.19	31.37	36.36	45.39	63.69	50.14	35.09	34.28	35.03	34.38	31.15	30.86	36.06	29.79	28.63	31.44	36.42
Wisconsin PS	23.16	22.75	21.91	21.04	13.55	21.95	24.83	28.24	30.49	31.90	31.09	36.09	43.63	54.10	47.80	35.98	34.53	34.74	33.37	30.68	30.73	35.71	29.26	28.43	31.08	35.52
Forecasted Load (GW)	60.6	57.3	55.2	54.2	55.0	57.4	61.3	65.3	69.0	73.2	76.9	79.9	82.1	84.0	85.0	85.7	85.7	84.8	82.6	79.8	77.6	75.0	69.5	64.1		
Forecast Error %	-1.2%	-1.6%	-1.5%	-1.7%	-1.9%	-2.1%	-2.3%	-0.3%	1.3%	1.4%	-7.3%	1.9%	2.2%	2.5%	2.7%	2.9%	-1.2%	3.4%	3.6%	3.1%	2.2%	2.5%	2.2%	1.1%		





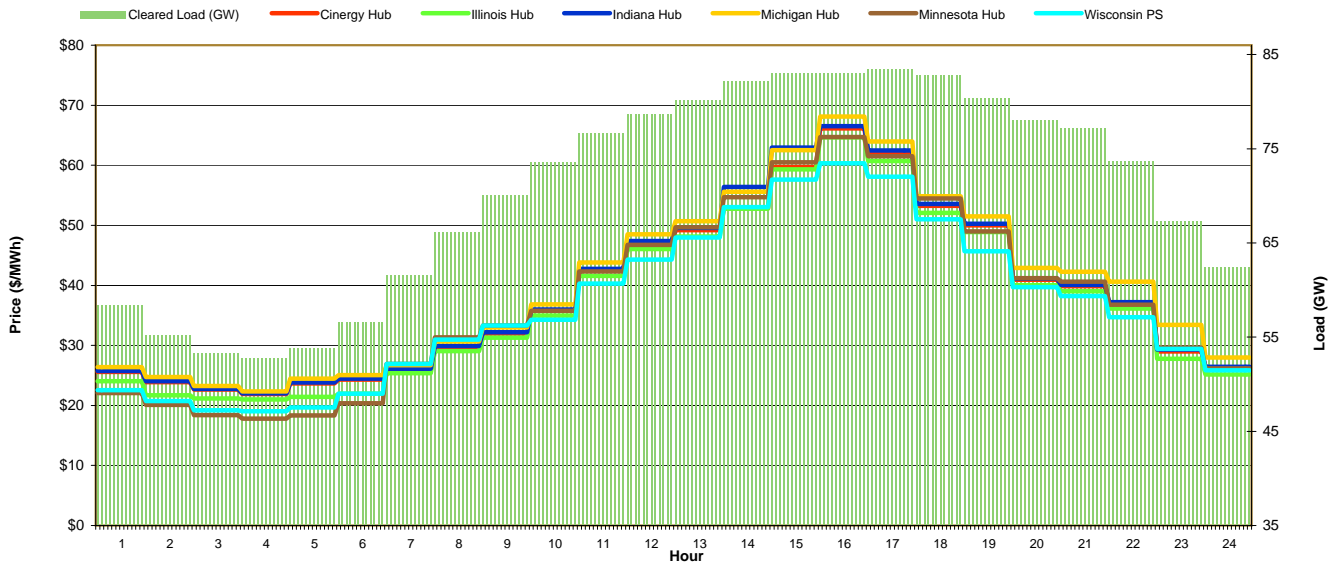
MISO Daily Report

Friday July 8, 2011

Price	<=0	>=100	>=200
Forecast Error %	0-4.9%	5-9.9%	>=10%

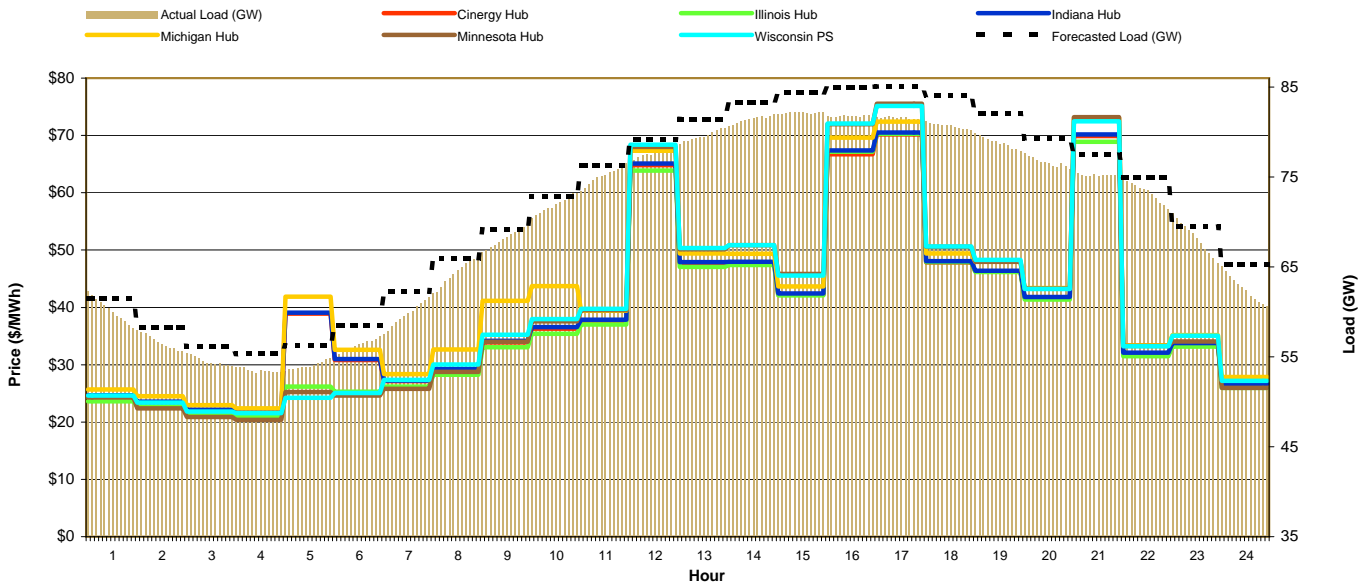
Day-Ahead Prices and Cleared Load

Hour Ending:																									Avg. Hr \$	
	1	2	3	4	5	6	7	8	9	10	11	12	13	14	15	16	17	18	19	20	21	22	23	24	All	On Pk
Cinergy Hub	25.60	23.90	22.63	21.92	23.68	24.33	25.94	29.59	32.00	35.74	42.52	47.09	49.18	52.87	59.68	66.12	62.09	53.26	49.98	40.91	39.87	36.96	29.02	26.32	38.38	45.43
Illinois Hub	24.02	21.68	21.16	21.00	21.45	21.94	25.36	29.04	31.30	34.96	41.59	46.05	48.12	52.76	59.33	64.65	60.72	52.09	48.88	40.01	38.99	36.14	27.77	25.15	37.26	44.53
Indiana Hub	25.73	24.02	22.74	22.02	23.80	24.46	26.09	29.90	32.20	35.95	42.77	47.37	49.55	56.37	62.95	66.51	62.45	53.58	50.27	41.16	40.10	37.18	29.33	26.46	38.87	46.10
Michigan Hub	26.37	24.71	23.24	22.33	24.44	25.07	26.72	30.67	32.99	36.82	43.81	48.51	50.70	55.60	62.53	68.13	63.97	54.87	51.49	42.89	42.29	40.62	33.40	28.00	40.01	47.46
Minnesota Hub	22.04	20.07	18.39	17.79	18.33	20.36	26.93	31.33	33.33	35.78	42.34	46.72	49.66	54.66	60.51	64.72	61.48	54.45	48.97	41.22	40.60	36.75	29.61	26.19	37.59	45.76
Wisconsin PS	22.57	20.72	19.18	19.02	19.65	21.98	26.92	30.98	33.33	34.25	40.28	44.27	47.97	53.01	57.63	60.33	58.10	51.02	45.70	39.72	38.23	34.72	29.43	25.86	36.45	43.68
Cleared Load (GW)	58.4	55.2	53.3	52.7	53.9	56.6	61.6	66.1	70.1	73.6	76.7	78.7	80.1	82.2	83.0	83.1	83.5	82.9	80.4	78.1	77.2	73.7	67.3	6.2		



Preliminary Real-Time Prices with Forecasted and Actual System Load

Hour Ending:																									Avg. Hr \$	
	1	2	3	4	5	6	7	8	9	10	11	12	13	14	15	16	17	18	19	20	21	22	23	24	All	On Pk
Cinergy Hub	24.46	23.42	22.05	21.58	38.89	30.80	27.12	29.04	33.91	36.28	37.68	64.79	47.67	47.75	42.19	66.73	70.15	47.85	46.21	41.62	69.87	31.93	33.62	26.56	40.09	46.71
Illinois Hub	23.62	22.65	21.33	20.91	26.19	25.27	26.17	28.26	33.03	35.41	37.01	63.87	47.05	47.37	42.11	67.16	70.30	47.91	46.15	41.35	68.91	31.47	33.16	25.95	38.86	46.28
Indiana Hub	24.67	23.58	22.16	21.67	39.07	30.96	27.26	29.25	34.18	36.57	37.87	65.07	47.89	47.98	42.41	67.38	70.49	48.05	46.41	41.82	70.17	32.08	33.75	26.70	40.31	46.96
Michigan Hub	25.68	24.51	22.94	22.36	41.87	32.59	28.36	32.66	41.14	43.73	39.41	67.30	49.42	49.33	43.64	69.59	72.43	49.39	47.94	43.40	73.05	33.37	35.19	27.87	42.38	49.44
Minnesota Hub	24.26	22.38	20.90	20.38	25.25	24.62	25.81	28.77	34.00	37.57	39.55	68.02	50.14	50.86	45.86	71.98	75.51	50.56	47.98	43.29	73.19	33.30	34.07	25.98	40.59	49.04
Wisconsin PS	24.64	23.37	21.84	21.54	24.25	25.05	27.33	30.01	35.20	37.94	39.73	68.39	50.34	50.84	45.57	72.08	75.16	50.62	48.28	43.21	72.46	33.19	35.06	27.17	40.97	49.25
Forecasted Load (GW)	61.5	58.2	56.2	55.3	56.2	58.5	62.2	66.0	69.2	72.8	76.2	79.1	81.4	83.3	84.4	85.0	85.1	84.1	82.0	79.3	77.5	75.0	69.4	65.3		
Forecast Error %	-2.2%	-2.8%	-3.0%	-3.4%	-4.0%	-4.1%	-4.3%	-2.7%	-1.4%	-1.3%	-1.5%	-1.9%	-2.3%	-2.3%	-2.7%	-4.0%	-4.3%	-4.3%	-4.0%	-3.5%	-2.9%	-2.3%	-1.7%	-4.4%		





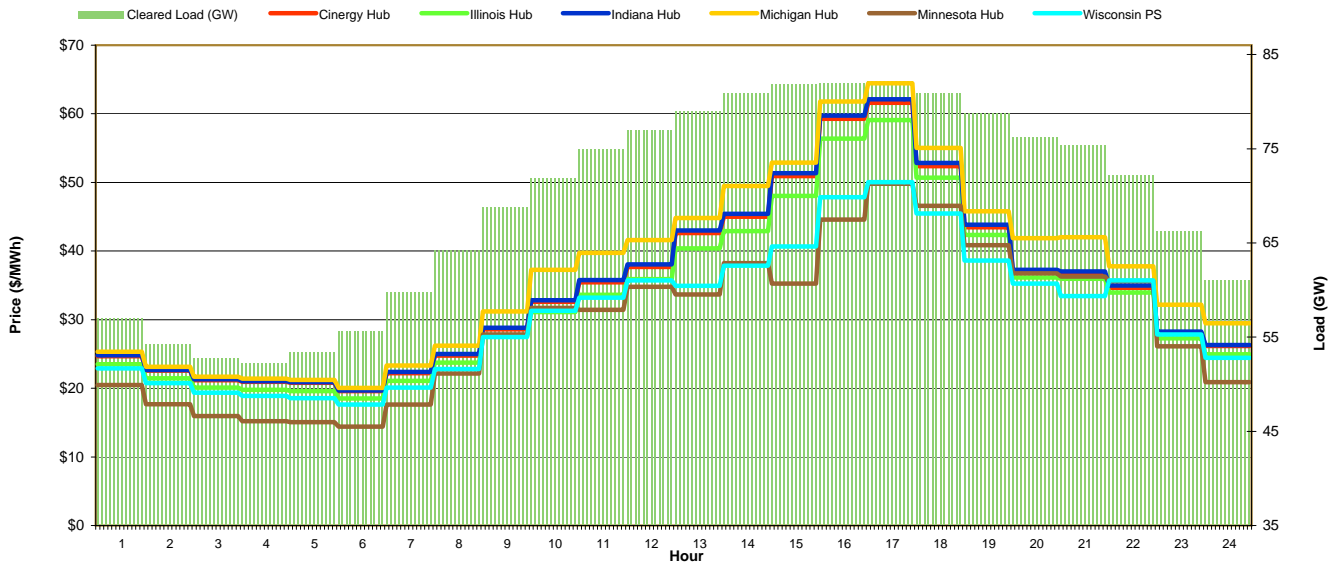
MISO Daily Report

Saturday July 9, 2011

Price	<=0	>=100	>=200
Forecast Error %	0-4.9%	5-9.9%	>=10%

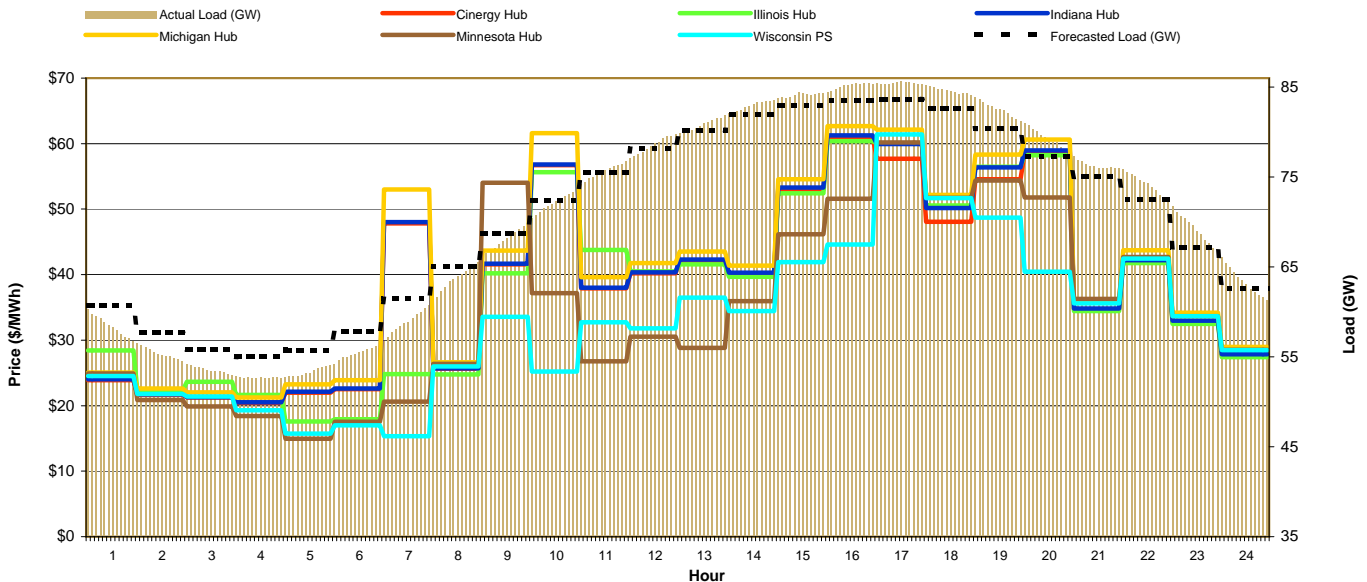
Day-Ahead Prices and Cleared Load

Hour Ending:																									Avg. Hr \$	
	1	2	3	4	5	6	7	8	9	10	11	12	13	14	15	16	17	18	19	20	21	22	23	24	All	On Pk
Cinergy Hub	24.68	22.56	21.19	20.94	20.79	19.57	22.21	24.78	28.58	32.59	35.45	37.69	42.61	45.00	50.92	59.26	61.62	52.38	43.45	36.95	36.67	34.66	28.08	26.15	34.53	40.67
Illinois Hub	23.51	21.43	20.11	19.79	19.59	18.53	21.10	23.72	27.59	31.10	33.63	35.91	40.40	42.89	48.04	56.40	59.11	50.67	42.34	36.15	35.94	33.93	27.28	24.96	33.09	39.07
Indiana Hub	24.81	22.67	21.30	21.04	20.89	19.67	22.39	24.98	28.82	32.85	35.76	38.04	42.99	45.40	51.33	59.72	62.10	52.82	43.82	37.28	37.03	34.96	28.24	26.28	34.80	41.01
Michigan Hub	25.34	23.12	21.70	21.41	21.23	20.06	23.33	26.22	31.20	37.26	39.73	41.60	44.82	49.50	52.88	61.78	64.44	55.02	45.81	41.89	42.03	37.76	32.16	29.48	37.07	44.01
Minnesota Hub	20.49	17.66	15.96	15.19	15.07	14.43	17.65	22.14	27.86	31.69	31.41	34.77	33.67	38.25	35.27	44.59	49.82	46.60	40.84	36.75	36.26	35.64	26.10	20.89	29.54	35.73
Wisconsin PS	22.91	20.75	19.37	18.89	18.58	17.65	20.09	22.79	27.47	31.29	33.23	35.73	34.91	37.86	40.68	47.87	50.02	45.48	38.62	35.24	33.42	35.70	27.85	24.45	30.87	36.13
Cleared Load (GW)	57.0	54.3	52.8	52.2	53.5	55.7	59.8	64.2	68.8	71.9	75.0	77.0	79.0	80.9	81.9	82.0	82.2	80.9	78.8	76.2	75.4	72.2	66.3	6.1		



Preliminary Real-Time Prices with Forecasted and Actual System Load

Hour Ending:																									Avg. Hr \$	
	1	2	3	4	5	6	7	8	9	10	11	12	13	14	15	16	17	18	19	20	21	22	23	24	All	On Pk
Cinergy Hub	23.91	21.64	21.24	20.42	21.99	22.53	47.84	25.63	41.59	56.69	37.92	40.22	42.11	40.13	53.02	60.98	57.67	48.07	54.56	58.65	34.69	41.98	32.74	27.65	38.91	45.42
Illinois Hub	28.43	22.34	23.65	21.64	17.60	17.94	24.80	24.77	40.21	55.62	43.79	40.48	41.56	39.65	52.42	60.36	60.04	50.54	56.48	58.22	34.43	41.76	32.50	27.40	38.19	45.80
Indiana Hub	24.04	21.72	21.31	20.51	22.11	22.62	48.04	25.70	41.67	56.81	37.99	40.34	42.28	40.31	53.28	61.28	59.93	50.18	56.35	58.94	34.85	42.20	32.97	27.85	39.30	45.94
Michigan Hub	25.04	22.60	22.05	21.24	23.23	23.87	53.00	26.64	43.65	61.58	39.63	41.76	43.52	41.37	54.58	62.65	62.13	52.16	58.33	60.63	35.98	43.72	34.17	28.96	40.94	47.66
Minnesota Hub	24.89	20.85	19.86	18.41	14.97	17.54	20.61	26.36	54.05	37.18	26.77	30.52	28.82	35.95	46.14	51.60	60.17	51.71	54.38	51.78	36.28	42.70	33.65	28.51	34.74	41.75
Wisconsin PS	24.53	21.77	21.40	19.32	15.72	16.99	15.34	25.97	33.56	25.23	32.73	31.82	36.50	34.46	41.92	44.62	61.40	51.67	48.71	40.45	35.61	42.46	33.66	28.50	32.68	38.80
Forecasted Load (GW)	60.7	57.7	55.8	55.0	55.7	57.8	61.4	65.0	68.7	72.3	75.5	78.1	80.2	81.9	82.9	83.5	83.7	82.6	80.3	77.3	75.0	72.5	67.2	62.6		
Forecast Error %	-4.0%	-4.1%	-4.1%	-4.4%	-4.5%	-4.4%	-4.4%	-2.2%	-1.0%	-0.3%	0.1%	0.5%	0.8%	1.2%	1.4%	1.9%	2.1%	2.4%	2.7%	2.6%	1.8%	2.3%	2.9%	1.3%		





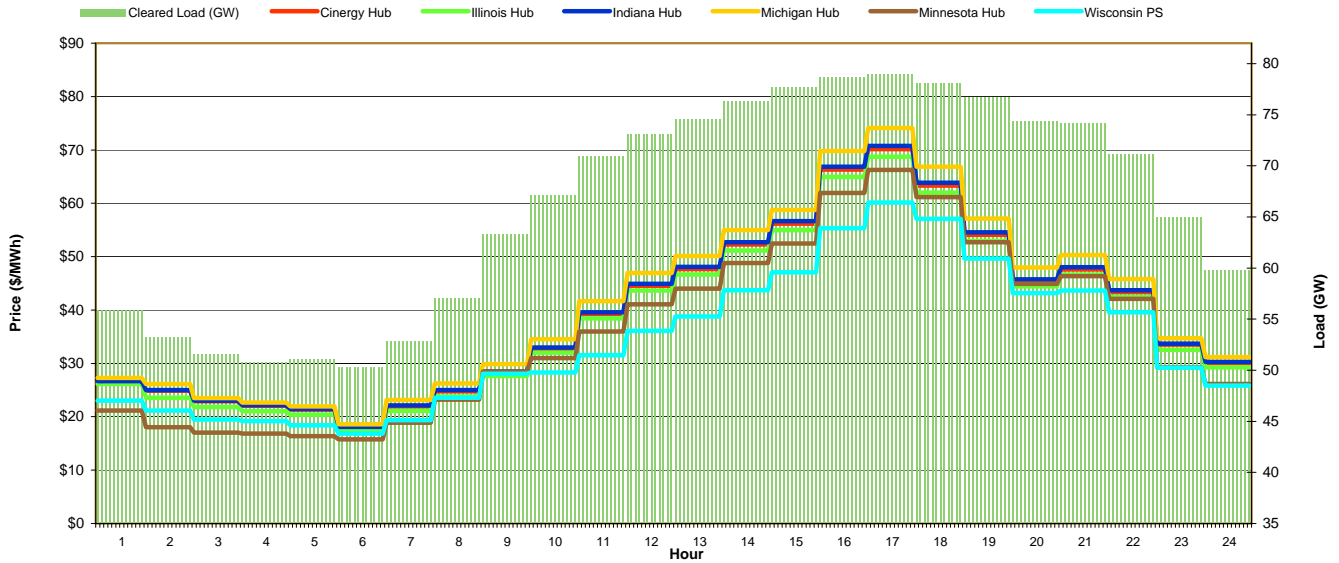
MISO Daily Report

Sunday July 10, 2011

Price	<=0	>=100	>=200
Forecast Error %	0-4.9%	5-9.9%	>=10%

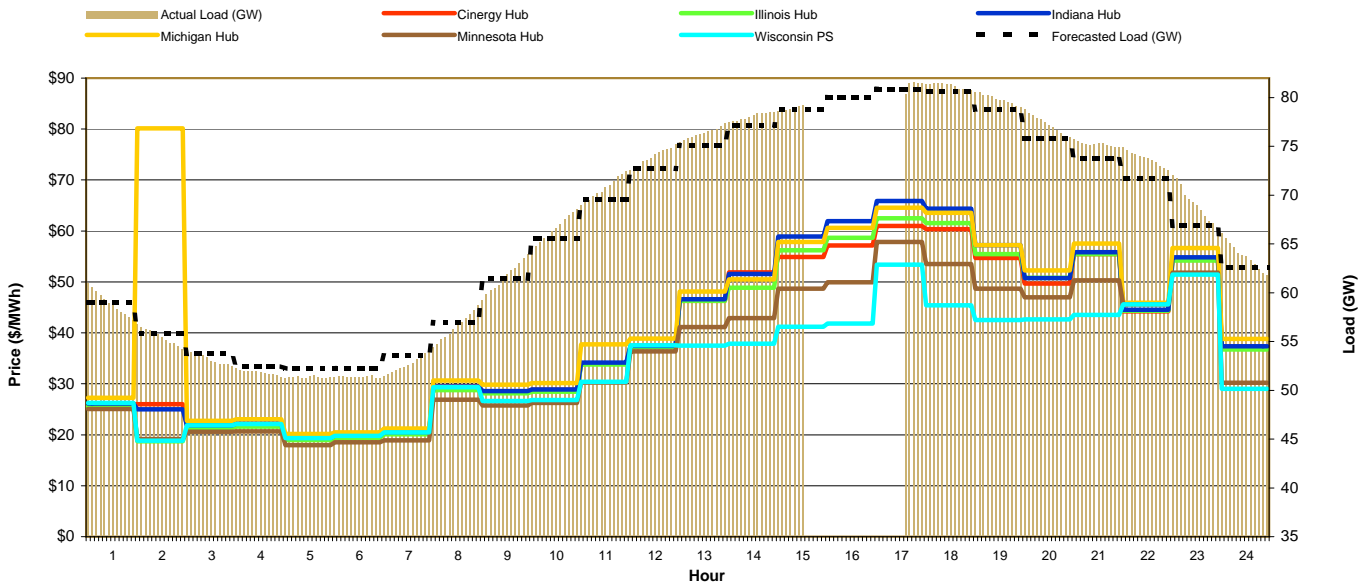
Day-Ahead Prices and Cleared Load

Hour Ending:																									Avg. Hr \$	
	1	2	3	4	5	6	7	8	9	10	11	12	13	14	15	16	17	18	19	20	21	22	23	24	All	On Pk
Cinergy Hub	26.55	24.89	22.89	22.06	21.36	18.00	21.92	24.79	28.23	32.69	39.25	44.58	47.67	52.26	56.20	66.31	70.16	63.30	54.10	45.37	47.62	43.33	33.51	30.11	39.05	46.84
Illinois Hub	26.16	23.55	21.80	21.05	20.41	17.41	21.13	23.79	27.64	32.01	38.43	43.65	46.66	51.15	54.98	64.92	68.69	61.98	52.97	44.43	46.62	42.43	32.57	29.27	38.07	45.81
Indiana Hub	26.69	25.00	23.00	22.17	21.47	18.10	22.10	25.00	28.46	32.96	39.57	44.94	48.06	52.69	56.66	66.86	70.74	63.83	54.55	45.76	48.01	43.69	33.69	30.27	39.34	47.22
Michigan Hub	27.29	26.15	23.48	22.65	21.97	18.60	23.17	26.28	29.84	34.53	41.68	46.95	50.12	54.96	58.77	69.81	74.11	66.88	57.17	47.96	50.32	45.79	34.69	31.17	41.01	49.37
Minnesota Hub	21.15	18.07	17.05	16.86	16.35	15.75	18.87	23.21	28.51	31.00	35.99	41.05	44.02	48.81	52.48	61.91	66.28	61.17	52.69	44.92	46.36	42.11	29.29	26.14	35.84	44.36
Wisconsin PS	23.03	21.20	19.52	19.18	18.39	16.84	19.39	23.55	28.05	28.29	31.51	36.09	38.81	43.71	47.06	55.35	60.13	57.10	49.64	43.16	43.67	39.57	29.20	25.84	34.09	40.93
Cleared Load (GW)	55.9	53.3	51.6	50.8	51.1	50.3	52.8	57.1	63.3	67.2	70.9	73.1	74.6	76.3	77.7	78.7	79.0	78.1	76.8	74.4	74.2	71.1	65.0	6.0		



Preliminary Real-Time Prices with Forecasted and Actual System Load

Hour Ending:																									Avg. Hr \$	
	1	2	3	4	5	6	7	8	9	10	11	12	13	14	15	16	17	18	19	20	21	22	23	24	All	On Pk
Cinergy Hub	25.98	26.02	21.76	22.09	19.35	19.75	20.49	29.40	28.53	28.81	34.06	37.27	46.30	51.89	54.87	57.18	60.98	60.34	54.69	49.66	55.47	44.23	54.33	37.02	39.19	46.75
Illinois Hub	25.59	18.73	21.37	21.63	18.98	19.40	20.09	28.77	28.11	28.48	33.77	37.16	46.29	48.89	56.18	58.64	62.51	61.55	55.47	50.81	55.48	44.35	54.19	36.72	38.88	46.92
Indiana Hub	26.14	24.99	21.86	22.19	19.43	19.83	20.56	29.48	28.59	28.90	34.19	37.46	46.58	51.56	58.92	61.93	65.87	64.35	57.19	50.75	55.82	44.55	54.80	37.34	40.14	48.18
Michigan Hub	27.27	80.13	22.71	23.04	20.13	20.45	21.25	30.63	29.84	30.14	37.75	38.88	48.12	50.51	57.85	60.63	64.54	63.56	57.21	52.28	57.51	45.94	56.62	38.83	43.16	48.88
Minnesota Hub	25.05	19.13	20.57	20.64	17.97	18.55	18.92	26.88	25.72	26.26	30.26	36.34	41.14	42.87	48.66	49.93	57.83	53.52	48.70	47.00	50.32	45.62	51.81	30.22	35.58	42.68
Wisconsin PS	26.26	18.82	21.86	22.08	19.34	19.81	20.48	29.33	26.61	26.83	30.37	37.56	37.53	37.88	41.20	41.81	53.37	45.42	42.54	42.65	43.55	45.63	51.42	29.00	33.80	39.60
Forecasted Load (GW)	59.1	55.9	53.7	52.5	52.2	52.3	53.6	57.0	61.4	65.6	69.5	72.7	75.1	77.1	78.8	80.0	80.9	80.6	78.8	75.8	73.8	71.7	66.8	62.6		
Forecast Error %	-0.2%	-0.6%	-0.9%	-1.3%	-1.8%	-1.8%	-1.7%	-0.9%	0.3%	1.4%	1.6%	1.6%	1.6%	1.1%	-71.1%	#DIV/0!	#####	0.8%	1.3%	1.9%	2.0%	2.8%	3.4%	2.0%		





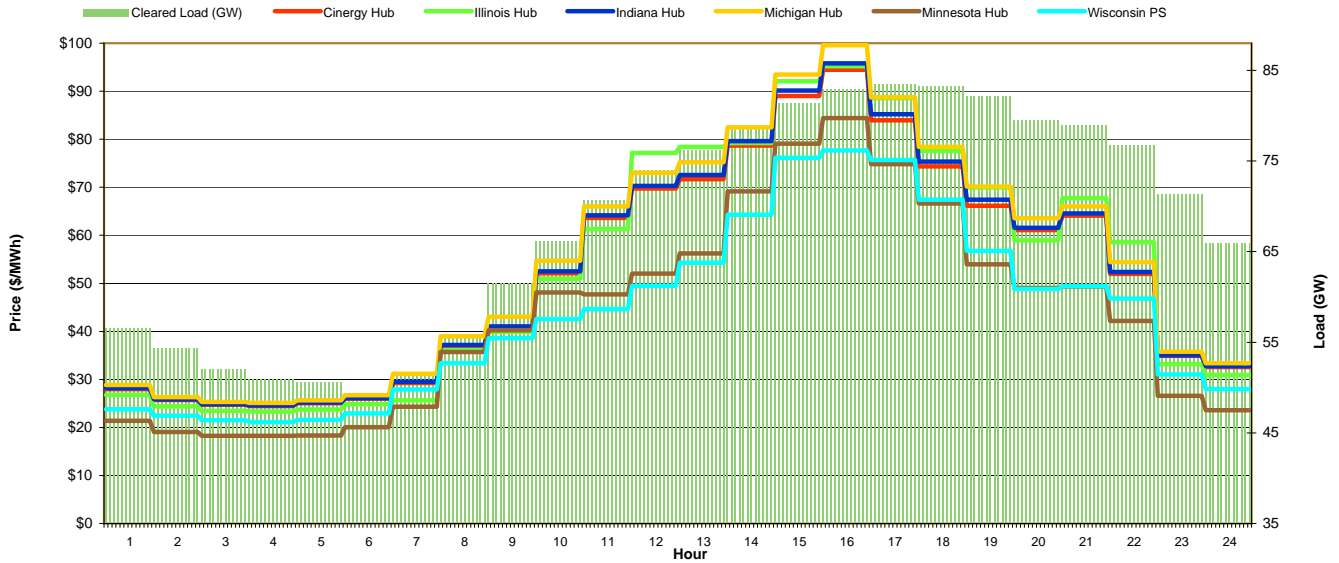
MISO Daily Report

Monday July 11, 2011

Price	<=0	>=100	>=200
Forecast Error %	0-4.9%	5-9.9%	>=10%

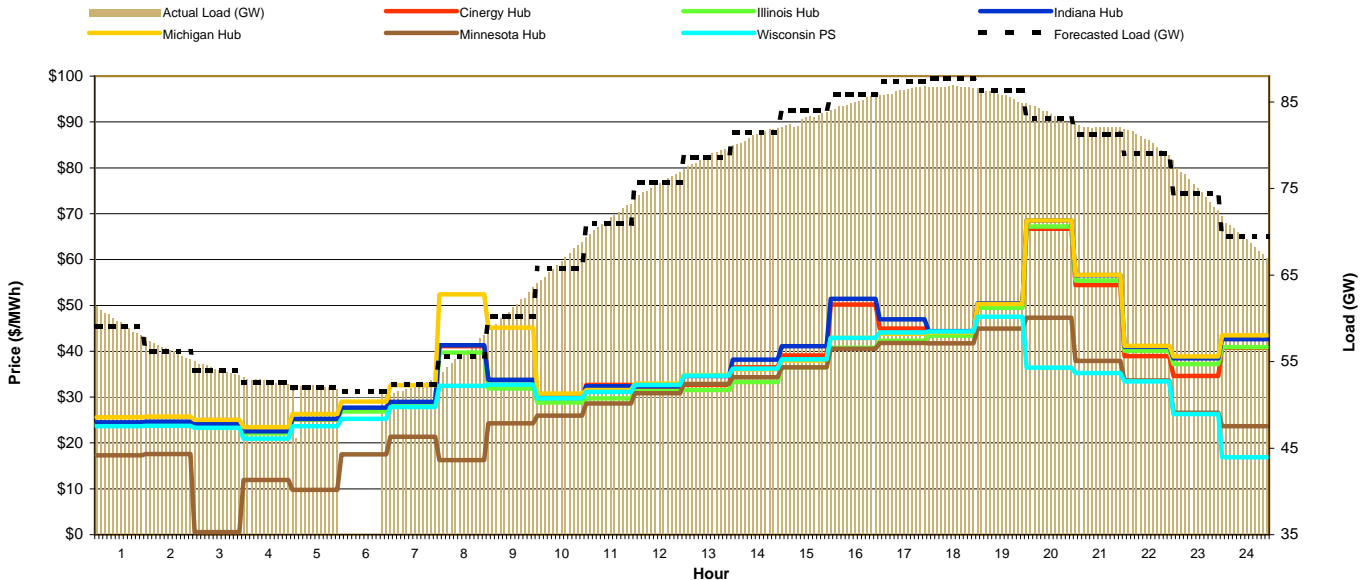
Day-Ahead Prices and Cleared Load

Hour Ending:																									Avg. Hr \$	
	1	2	3	4	5	6	7	8	9	10	11	12	13	14	15	16	17	18	19	20	21	22	23	24	All	On Pk
Cinergy Hub	28.01	25.69	24.71	24.47	25.04	26.00	29.24	36.90	40.73	52.08	63.65	69.76	71.69	78.67	89.04	94.46	83.96	74.35	66.14	61.06	64.08	51.95	34.88	32.60	52.05	64.59
Illinois Hub	26.75	24.41	23.47	23.29	23.70	24.82	25.65	36.13	39.88	50.98	61.27	77.14	78.44	79.23	92.08	95.22	88.57	77.54	69.97	58.93	67.77	58.57	33.21	30.91	52.83	66.56
Indiana Hub	28.15	25.82	24.83	24.60	25.17	26.14	29.51	37.20	41.07	52.51	64.13	70.31	72.54	79.64	90.17	95.82	85.22	75.36	67.40	61.54	64.57	52.37	35.06	32.76	52.58	65.31
Michigan Hub	28.87	26.32	25.32	25.10	25.67	26.71	31.17	38.98	43.05	54.71	66.05	73.03	75.20	82.48	93.47	99.63	88.75	78.40	70.12	63.59	66.04	54.46	35.78	33.38	54.43	67.73
Minnesota Hub	21.38	19.03	18.27	18.25	18.33	20.08	24.35	35.70	40.22	48.13	47.67	52.00	56.22	69.15	79.05	84.42	74.80	66.61	53.97	49.05	49.34	42.16	26.59	23.57	43.26	54.69
Wisconsin PS	23.80	22.45	21.53	21.15	21.58	22.89	27.93	33.41	38.55	42.57	44.67	49.52	54.33	64.30	76.16	77.68	75.68	67.41	56.78	48.82	49.41	46.81	31.06	27.95	43.60	53.57
Cleared Load (GW)	56.6	54.3	52.0	50.9	50.6	48.6	51.3	55.7	61.6	66.2	70.7	74.0	76.2	78.9	81.4	82.9	83.5	83.2	82.2	79.5	79.0	76.8	71.4	6.6		



Preliminary Real-Time Prices with Forecasted and Actual System Load

Hour Ending:																									Avg. Hr \$	
	1	2	3	4	5	6	7	8	9	10	11	12	13	14	15	16	17	18	19	20	21	22	23	24	All	On Pk
Cinergy Hub	24.29	24.46	23.97	22.40	25.12	27.55	28.79	41.12	33.61	29.65	32.66	32.04	32.66	36.51	39.08	50.20	44.93	43.60	49.75	66.68	54.43	38.93	34.59	40.74	36.57	41.28
Illinois Hub	24.10	24.26	23.81	22.13	25.09	26.90	28.23	39.73	31.90	28.83	29.75	31.30	31.54	33.30	36.48	40.76	42.26	43.38	49.47	67.17	55.42	40.13	37.22	40.92	35.59	39.92
Indiana Hub	24.48	24.62	24.11	22.51	25.26	27.73	28.93	41.31	33.78	29.85	32.40	32.39	34.63	38.17	41.07	51.43	46.99	44.37	50.48	68.50	56.56	40.95	38.46	42.62	37.57	42.58
Michigan Hub	25.61	25.76	25.08	23.46	26.30	29.05	32.59	52.38	45.17	30.79	31.56	32.94	34.80	36.10	37.98	42.89	43.82	44.09	50.28	68.53	56.69	41.20	38.69	43.46	38.31	43.01
Minnesota Hub	17.30	17.58	0.58	11.95	9.77	17.55	21.32	16.23	24.29	25.97	28.62	30.81	32.89	34.34	36.47	40.52	41.78	41.70	44.91	47.29	37.87	33.61	26.60	23.69	27.65	33.99
Wisconsin PS	23.67	23.71	23.30	20.96	23.68	25.24	27.82	32.42	32.75	29.72	31.16	32.64	34.72	36.22	38.27	42.94	44.12	44.28	47.50	36.45	35.27	33.43	26.33	16.89	31.81	36.14
Forecasted Load (GW)	59.1	56.2	54.0	52.6	52.0	51.5	52.3	55.6	60.3	65.8	70.9	75.7	78.6	81.5	84.0	85.9	87.4	87.7	86.3	83.1	81.3	79.1	74.5	69.5		
Forecast Error %	0.8%	0.5%	0.3%	0.3%	-0.7%	#####	-0.6%	0.3%	1.2%	0.9%	0.6%	-0.3%	0.0%	-0.5%	-1.3%	-1.2%	-1.2%	-1.1%	-0.5%	0.8%	1.0%	1.8%	1.1%	-0.2%		





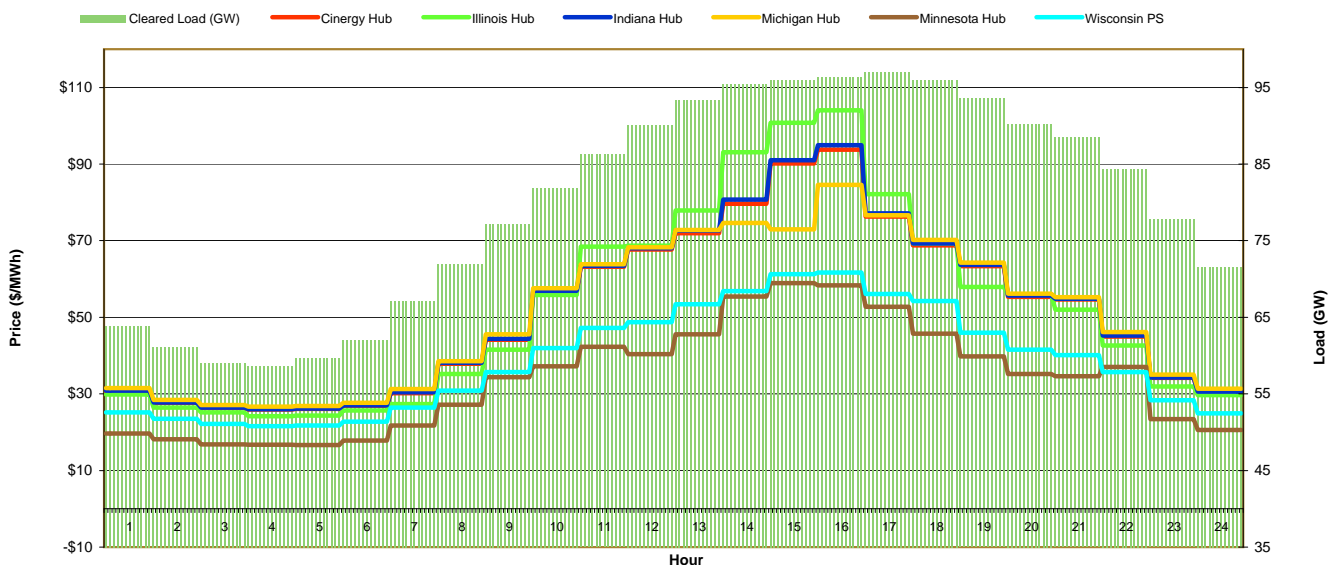
MISO Daily Report

Tuesday July 12, 2011

Price	<=0	>=100	>=200
Forecast Error %	0-4.9%	5-9.9%	>=10%

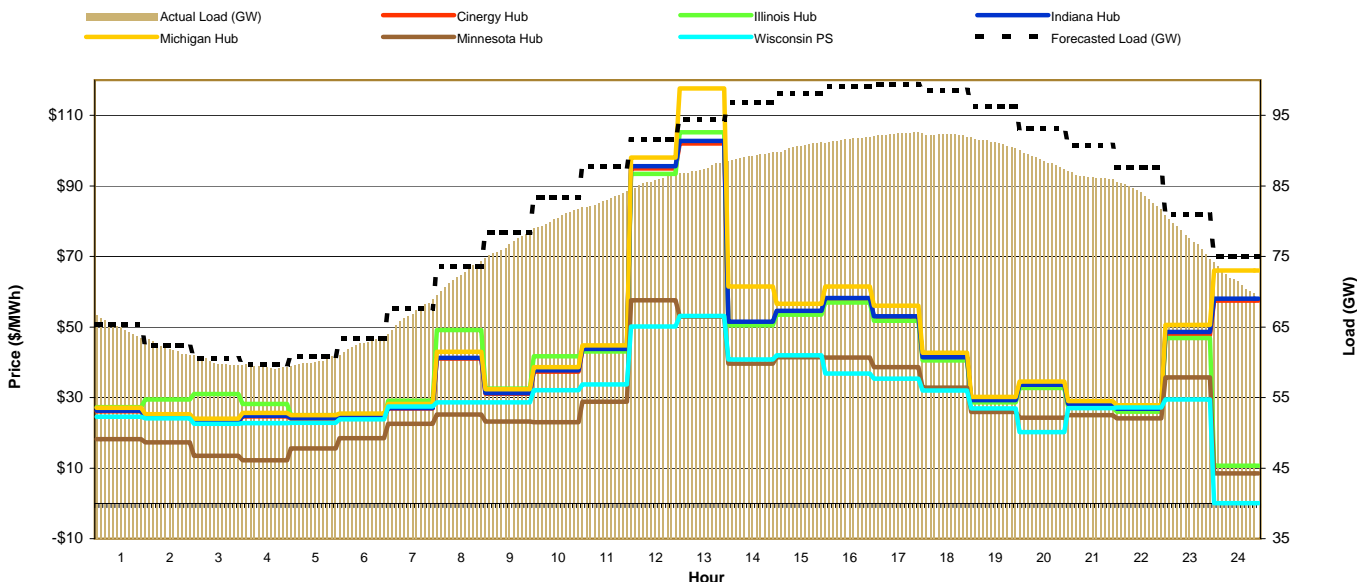
Day-Ahead Prices and Cleared Load

Hour Ending:																									Avg. Hr \$	
	1	2	3	4	5	6	7	8	9	10	11	12	13	14	15	16	17	18	19	20	21	22	23	24	All	On Pk
Cinergy Hub	30.61	27.69	26.36	25.89	26.09	26.89	30.17	37.90	44.13	56.56	63.15	67.68	71.92	79.67	90.21	93.73	76.34	68.82	63.34	55.35	54.64	44.97	34.18	30.53	51.12	62.66
Illinois Hub	29.82	26.43	25.19	24.19	24.34	25.65	27.32	35.20	41.51	55.84	68.43	68.67	77.89	93.06	100.82	104.01	82.13	69.30	57.93	55.92	52.03	42.66	31.91	29.66	52.08	64.83
Indiana Hub	30.85	27.79	26.45	25.98	26.18	26.98	30.43	38.14	44.41	56.91	63.45	68.03	72.62	80.70	90.98	94.90	77.18	69.25	63.70	55.68	54.86	45.26	34.29	30.64	51.49	63.15
Michigan Hub	31.56	28.43	27.13	26.66	26.86	27.72	31.27	38.57	45.59	57.56	63.87	68.25	72.78	74.67	73.00	84.54	76.61	70.24	64.26	56.20	55.25	46.18	35.05	31.36	50.57	61.41
Minnesota Hub	19.65	18.14	16.81	16.73	16.64	17.80	21.77	27.19	34.37	37.24	42.27	40.36	45.53	55.44	58.91	58.36	52.74	45.71	39.80	35.19	34.62	37.05	23.45	20.61	34.02	41.76
Wisconsin PS	25.17	23.50	22.14	21.60	21.75	22.78	26.44	30.82	35.67	41.93	47.25	48.72	53.39	56.87	61.29	61.68	56.08	54.25	45.98	41.56	40.16	35.69	28.33	24.90	38.66	46.23
Cleared Load (GW)	63.9	61.1	59.1	58.6	59.7	62.1	67.1	72.0	77.2	81.9	86.3	90.1	93.3	95.4	96.0	96.3	97.0	96.0	93.6	90.2	88.5	84.4	77.8	7.2		



Preliminary Real-Time Prices with Forecasted and Actual System Load

Hour Ending:																									Avg. Hr \$	
	1	2	3	4	5	6	7	8	9	10	11	12	13	14	15	16	17	18	19	20	21	22	23	24	All	On Pk
Cinergy Hub	26.12	24.28	23.09	24.68	24.06	24.48	26.90	41.07	31.09	37.39	43.51	94.97	102.05	51.20	54.26	57.82	52.64	41.24	29.09	33.47	28.05	26.18	47.74	57.48	41.79	48.24
Illinois Hub	27.28	29.46	31.02	28.15	25.01	24.04	29.12	49.12	32.53	41.70	43.06	93.45	105.23	50.52	53.49	56.96	51.78	40.54	28.62	32.74	27.29	25.98	46.87	10.72	41.03	48.74
Indiana Hub	26.32	24.45	23.23	24.81	24.19	24.61	27.04	41.29	31.32	37.69	43.83	95.64	102.78	51.52	54.58	58.21	53.02	41.40	29.27	33.61	28.17	26.86	48.63	58.00	42.10	48.61
Michigan Hub	27.07	25.28	24.00	25.61	25.00	25.48	28.19	42.94	32.40	38.65	44.75	98.02	117.67	61.48	56.58	61.45	56.05	42.68	30.16	34.55	29.04	27.83	50.58	66.04	44.65	51.55
Minnesota Hub	18.23	17.32	13.48	12.20	15.58	18.47	22.60	25.23	23.17	22.99	28.84	57.63	53.00	39.60	41.44	41.34	38.61	32.78	25.92	24.31	25.04	24.13	35.75	8.48	27.76	33.74
Wisconsin PS	24.57	24.12	22.58	22.74	22.83	23.81	27.51	28.62	28.67	32.07	33.73	50.11	53.15	40.85	42.02	36.79	35.37	31.96	26.95	20.17	27.04	27.15	29.50	0.06	29.68	34.01
Forecasted Load (GW)	65.4	62.4	60.5	59.7	60.8	63.4	67.7	73.6	78.4	83.4	87.7	91.6	94.4	96.8	98.2	99.1	99.4	98.6	96.3	93.2	90.8	87.7	80.9	75.0		
Forecast Error %	-0.6%	-0.6%	-0.7%	-0.7%	-1.2%	-1.4%	-1.6%	-2.2%	-2.4%	-3.8%	-5.8%	-6.9%	-8.0%	-8.6%	-8.5%	-8.3%	-7.6%	-6.9%	-5.7%	-5.2%	-5.2%	-4.5%	-4.0%	-14.0%		





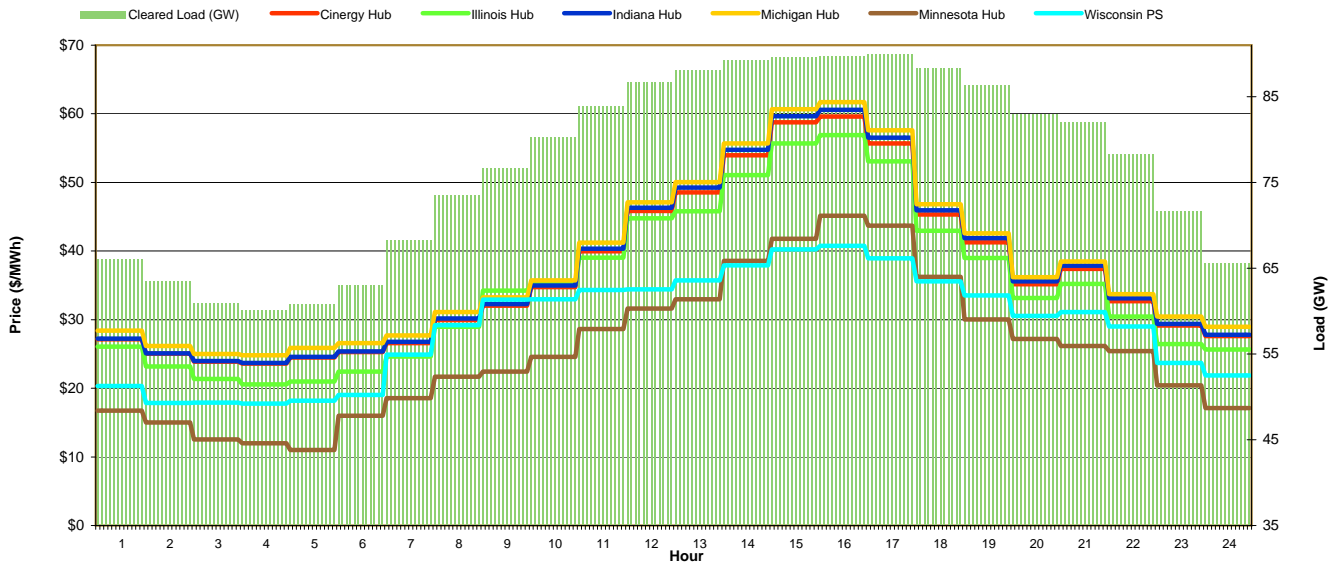
MISO Daily Report

Wednesday July 13, 2011

Price	<=0	>=100	>=200
Forecast Error %	0-4.9%	5-9.9%	>=10%

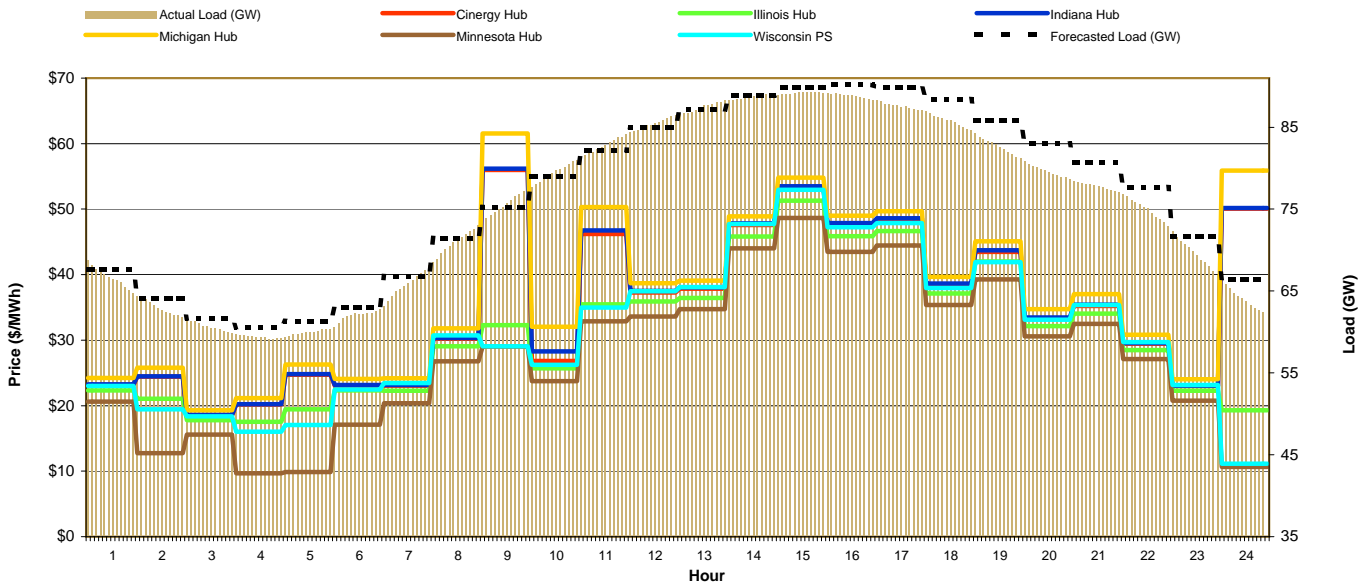
Day-Ahead Prices and Cleared Load

Hour Ending:																									Avg. Hr \$	
	1	2	3	4	5	6	7	8	9	10	11	12	13	14	15	16	17	18	19	20	21	22	23	24	All	On Pk
Cinergy Hub	27.15	25.02	23.86	23.62	24.50	25.29	26.59	29.92	32.02	34.74	39.96	45.82	48.56	53.94	58.78	59.62	55.68	45.33	41.28	35.17	37.40	32.70	29.13	27.60	36.82	42.50
Illinois Hub	26.06	23.19	21.36	20.55	20.99	22.44	24.62	28.96	34.24	35.16	39.05	44.79	45.79	51.06	55.66	56.88	53.09	42.93	38.99	33.18	35.20	30.44	26.44	25.65	34.86	40.74
Indiana Hub	27.25	25.10	23.95	23.70	24.59	25.38	26.77	30.17	32.26	34.97	40.34	46.31	49.25	54.77	59.65	60.58	56.53	45.94	41.86	35.59	37.88	33.10	29.38	27.80	37.21	43.04
Michigan Hub	28.40	26.14	24.99	24.82	25.86	26.59	27.71	31.12	33.25	35.74	41.22	47.10	50.04	55.66	60.65	61.69	57.60	46.81	42.60	36.21	38.48	33.74	30.43	28.98	38.16	43.90
Minnesota Hub	16.75	15.01	12.53	12.00	11.01	16.00	18.55	21.69	22.45	24.57	28.64	31.63	32.98	38.58	41.78	45.14	43.70	36.24	30.04	27.18	26.17	25.43	20.43	17.12	25.65	31.04
Wisconsin PS	20.36	17.88	17.92	17.77	18.21	19.05	24.92	29.18	32.92	32.96	34.32	34.41	35.74	37.92	40.23	40.76	38.93	35.60	33.53	30.55	31.12	29.00	23.68	21.87	29.12	33.80
Cleared Load (GW)	66.1	63.5	60.9	60.1	60.8	63.1	68.3	73.5	76.7	80.3	83.9	86.7	88.1	89.3	89.6	89.7	90.0	88.4	86.3	83.0	82.0	78.4	71.6	6.6		



Preliminary Real-Time Prices with Forecasted and Actual System Load

Hour Ending:																									Avg. Hr \$	
	1	2	3	4	5	6	7	8	9	10	11	12	13	14	15	16	17	18	19	20	21	22	23	24	All	On Pk
Cinergy Hub	23.15	24.40	18.52	20.16	24.74	23.07	23.07	30.25	55.97	26.82	46.21	37.28	37.87	47.58	53.22	47.62	48.32	38.45	43.48	33.26	35.22	29.44	23.02	50.06	35.05	39.63
Illinois Hub	22.30	21.04	17.80	17.56	19.42	22.34	22.29	29.08	32.30	25.67	35.46	35.89	36.46	45.83	51.27	45.89	46.65	37.14	42.00	32.16	34.03	28.46	22.26	19.29	30.94	36.28
Indiana Hub	23.24	24.48	18.59	20.21	24.81	23.16	23.15	30.33	56.18	28.26	46.73	37.50	38.07	47.82	53.48	47.89	48.59	38.66	43.72	33.44	35.41	29.55	23.06	50.18	35.27	39.92
Michigan Hub	24.25	25.77	19.31	21.16	26.30	24.08	24.16	31.79	61.57	32.06	50.31	38.69	39.06	48.90	54.79	48.99	49.70	39.67	45.10	34.71	37.01	30.84	24.03	55.86	37.00	41.70
Minnesota Hub	20.61	12.73	15.57	9.67	9.87	17.08	20.36	26.77	29.00	23.73	32.86	33.60	34.74	44.03	48.65	43.48	44.45	35.35	39.27	30.60	32.46	27.12	20.78	10.63	27.64	34.18
Wisconsin PS	23.02	19.45	18.35	16.02	17.04	22.46	23.47	30.72	29.06	26.24	35.00	37.47	38.09	47.74	52.95	47.25	47.89	37.96	41.93	33.12	35.38	29.71	23.15	11.16	31.02	37.10
Forecasted Load (GW)	67.7	64.1	61.7	60.6	61.3	63.0	66.8	71.5	75.3	79.0	82.1	84.9	87.2	88.9	89.8	90.2	89.9	88.4	85.9	83.0	80.7	77.7	71.7	66.4		
Forecast Error %	-1.5%	-1.7%	-1.7%	-2.0%	-2.3%	-1.6%	-1.6%	-0.7%	0.4%	0.5%	0.7%	0.6%	0.3%	-0.2%	-0.7%	-1.5%	-2.6%	-3.1%	-3.9%	-4.2%	-3.8%	-3.5%	-3.0%	-12.8%		





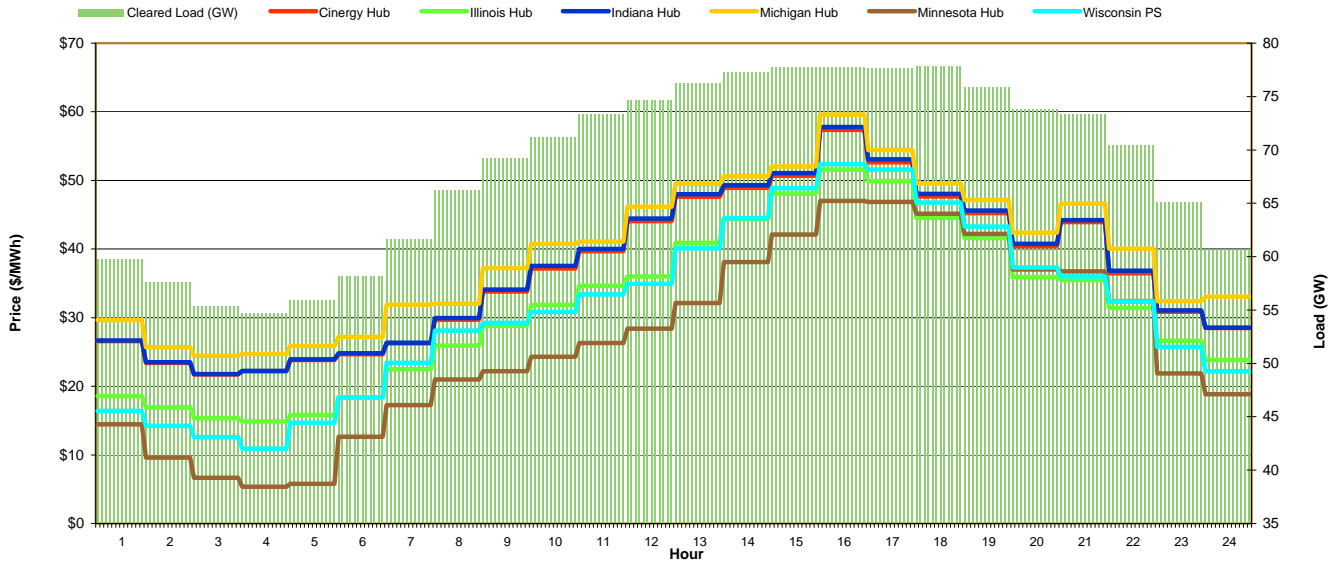
MISO Daily Report

Thursday July 14, 2011

Price	<=0	>=100	>=200
Forecast Error %	0-4.9%	5-9.9%	>=10%

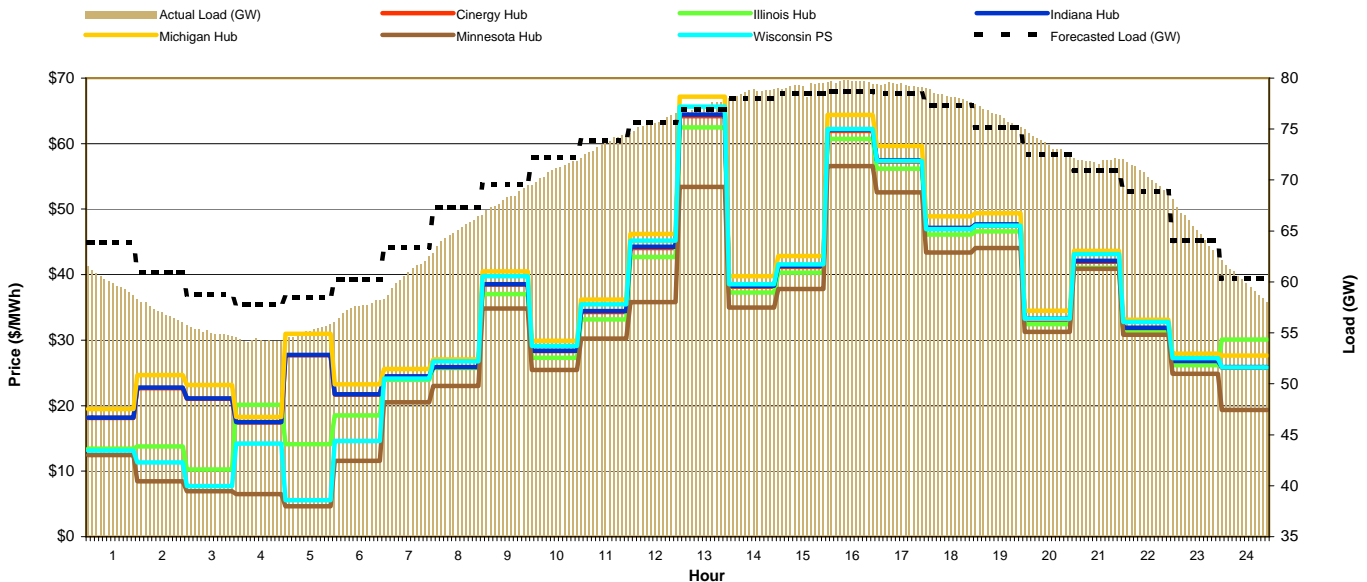
Day-Ahead Prices and Cleared Load

Hour Ending:	1	2	3	4	5	6	7	8	9	10	11	12	13	14	15	16	17	18	19	20	21	22	23	24	Avg. Hr \$			
																									All	On Pk		
Cinergy Hub	26.56	23.43	21.75	22.19	23.81	24.69	26.25	29.72	33.79	37.19	39.69	44.07	47.60	48.94	50.69	57.37	52.66	47.67	45.23	40.41	43.91	36.47	30.88	28.48	36.81	42.89		
Illinois Hub	18.56	16.95	15.35	14.88	15.81	18.38	22.46	25.94	28.84	31.83	34.67	36.01	40.89	44.42	48.06	51.59	49.88	44.55	41.61	35.92	35.47	31.41	26.64	23.82	31.41	37.98		
Indiana Hub	26.66	23.50	21.80	22.25	23.91	24.79	26.33	29.95	34.08	37.53	40.01	44.43	47.98	49.31	51.07	57.80	53.06	48.03	45.62	40.77	44.21	36.82	31.07	28.56	37.06	43.23		
Michigan Hub	29.64	25.70	24.43	24.70	25.87	27.20	31.92	32.04	37.22	40.75	41.07	46.19	49.52	50.60	52.03	59.58	54.43	49.57	47.17	42.39	46.64	40.08	32.41	33.07	39.34	45.11		
Minnesota Hub	14.44	9.60	6.66	5.34	5.79	12.65	17.24	20.98	22.20	24.28	26.30	28.42	32.12	38.10	42.09	47.00	46.88	45.14	42.21	37.04	36.76	32.39	21.86	18.86	26.43	33.99		
Wisconsin PS	16.41	14.21	12.61	10.92	14.69	18.36	23.41	28.10	29.25	30.85	33.37	34.94	40.09	44.49	48.87	52.36	51.60	46.76	43.30	37.33	35.98	32.38	25.75	22.22	31.18	38.46		
Cleared Load (GW)	59.8	57.6	55.4	54.7	56.0	58.2	61.7	66.2	69.3	71.2	73.4	74.7	76.3	77.3	77.7	77.8	77.7	77.9	75.9	73.8	73.4	70.4	65.1	6.1				



Preliminary Real-Time Prices with Forecasted and Actual System Load

Hour Ending:	1	2	3	4	5	6	7	8	9	10	11	12	13	14	15	16	17	18	19	20	21	22	23	24	Avg. Hr \$			
																									All	On Pk		
Cinergy Hub	18.12	22.69	21.05	17.44	27.70	21.67	24.38	25.83	38.50	28.33	34.30	44.05	64.18	38.15	41.20	61.92	57.26	46.98	47.50	33.14	41.94	31.75	26.73	25.79	35.03	41.36		
Illinois Hub	13.45	13.79	10.24	20.14	14.10	18.50	23.92	25.74	37.04	27.32	33.16	42.69	62.47	37.25	40.31	60.70	56.17	46.11	46.59	32.45	41.05	31.18	26.19	30.10	32.94	40.40		
Indiana Hub	18.18	22.76	21.10	17.47	27.77	21.74	24.45	25.89	38.55	28.40	34.46	44.27	64.45	38.29	41.34	62.14	57.47	47.15	47.70	33.29	42.13	31.90	26.83	25.88	35.15	41.52		
Michigan Hub	19.47	24.65	23.15	18.29	30.97	23.27	25.58	27.06	40.49	29.91	36.22	46.23	67.18	39.77	42.84	64.40	59.63	48.89	49.39	34.51	43.64	33.13	27.96	27.66	36.85	43.20		
Minnesota Hub	12.44	8.43	6.96	6.51	4.64	11.60	20.53	23.02	34.85	25.47	30.24	35.82	53.37	34.97	37.79	56.58	52.56	43.39	44.08	31.24	40.89	30.80	24.88	19.35	28.77	37.50		
Wisconsin PS	13.16	11.35	7.73	14.23	5.58	14.63	24.13	26.76	39.75	29.11	35.46	45.20	65.66	38.56	41.59	62.25	57.36	46.92	47.49	33.25	43.12	32.77	27.26	25.83	32.88	42.03		
Forecasted Load (GW)	63.8	60.9	58.8	57.8	58.4	60.3	63.4	67.3	69.5	72.2	73.9	75.6	76.9	78.0	78.5	78.7	78.5	77.3	75.2	72.5	70.9	68.9	64.0	60.3				
Forecast Error %	-6.3%	-6.6%	-6.6%	-6.5%	-6.1%	-4.9%	-4.7%	-3.7%	-2.1%	-1.8%	-0.5%	0.4%	0.8%	0.9%	1.2%	1.1%	1.2%	1.5%	1.5%	1.4%	2.2%	2.0%	-0.5%					





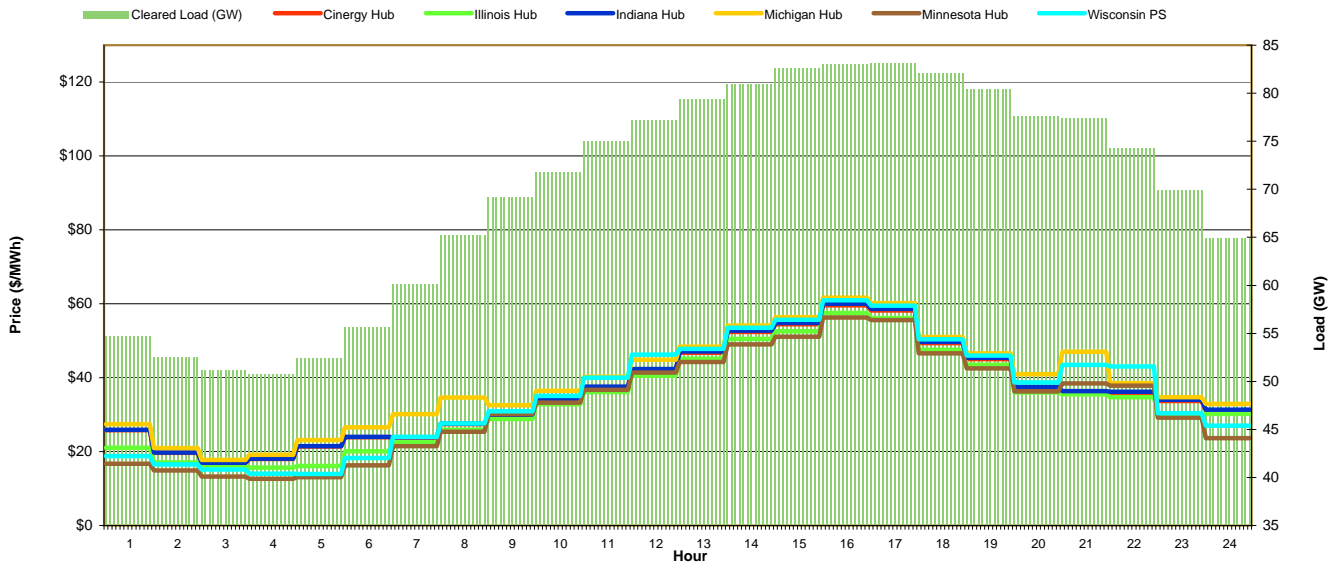
MISO Daily Report

Friday July 15, 2011

Price	<=0	>=100	>=200
Forecast Error %	0-4.9%	5-9.9%	>=10%

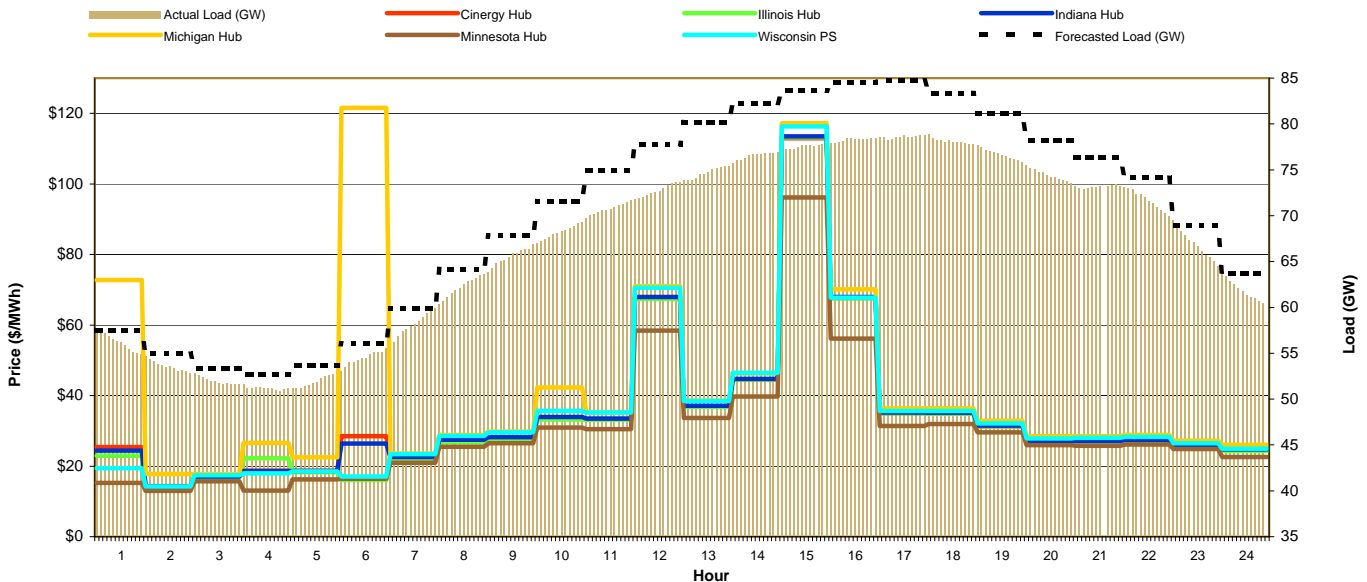
Day-Ahead Prices and Cleared Load

Hour Ending:	1	2	3	4	5	6	7	8	9	10	11	12	13	14	15	16	17	18	19	20	21	22	23	24	Avg. Hr \$	
																									All	On Pk
Cinergy Hub	25.84	19.66	16.91	18.01	21.41	23.92	23.79	27.44	29.78	33.94	37.34	42.06	46.79	52.37	54.48	59.61	58.22	49.33	45.04	37.19	36.00	35.95	33.70	31.17	35.83	42.45
Illinois Hub	21.02	17.05	15.97	15.67	16.12	20.06	22.50	25.91	28.88	32.85	36.15	40.56	45.14	50.52	52.56	57.51	56.16	47.59	43.45	36.07	35.49	34.76	29.98	30.22	33.84	40.85
Indiana Hub	25.93	19.72	16.97	18.08	21.49	23.98	23.88	27.54	30.01	34.20	37.63	42.36	47.11	52.73	54.86	60.02	58.62	49.68	45.35	37.48	36.40	36.23	34.01	31.31	36.07	42.76
Michigan Hub	27.42	20.97	17.72	19.10	23.11	26.61	30.18	34.68	32.60	36.45	40.24	44.85	48.40	54.17	56.36	61.67	60.22	51.03	46.59	40.97	47.03	38.54	34.75	32.90	38.61	45.53
Minnesota Hub	16.71	14.90	13.28	12.61	13.12	16.29	21.44	25.40	30.20	33.30	36.73	41.41	44.27	49.04	51.10	56.29	55.56	46.63	42.53	36.31	38.43	37.85	29.20	23.63	32.76	40.89
Wisconsin PS	18.76	16.51	15.13	14.07	13.96	18.25	23.96	27.59	30.92	35.05	40.04	46.22	47.83	53.53	55.69	60.93	59.50	50.43	46.03	38.69	43.48	43.01	30.37	27.05	35.71	44.33
Cleared Load (GW)	54.8	52.5	51.2	50.8	52.5	55.7	60.2	65.2	69.2	71.8	75.0	77.2	79.4	81.0	82.7	83.0	83.2	82.1	80.4	77.6	77.4	74.3	69.9	6.5		



Preliminary Real-Time Prices with Forecasted and Actual System Load

Hour Ending:	1	2	3	4	5	6	7	8	9	10	11	12	13	14	15	16	17	18	19	20	21	22	23	24	Avg. Hr \$	
																									All	On Pk
Cinergy Hub	25.42	14.23	17.03	18.69	18.65	28.53	22.54	27.41	28.12	33.82	33.37	67.63	36.89	44.53	112.94	67.64	35.04	34.89	31.34	27.06	27.08	27.30	25.72	24.67	34.61	41.30
Illinois Hub	22.97	13.56	16.75	22.22	18.30	16.06	22.00	26.74	27.49	33.20	33.11	67.43	36.79	44.56	113.18	67.55	34.99	34.85	31.31	26.97	26.90	27.13	25.49	24.30	33.91	41.11
Indiana Hub	24.43	14.22	17.08	18.56	18.62	26.43	22.57	27.45	28.18	33.95	33.52	67.97	37.08	44.74	113.45	67.97	35.22	35.08	31.52	27.16	27.17	27.41	25.85	24.81	34.60	41.48
Michigan Hub	72.74	17.80	17.74	26.54	22.48	121.52	23.61	28.88	29.77	42.28	35.29	71.05	38.57	46.26	117.19	70.17	36.41	36.36	32.61	28.48	28.50	28.61	27.19	26.05	42.77	43.63
Minnesota Hub	15.21	12.93	15.69	13.04	16.27	16.45	21.00	25.49	26.45	30.97	30.48	58.44	33.70	39.71	96.17	56.18	31.40	31.89	29.58	25.95	25.74	26.14	24.86	22.58	30.26	37.07
Wisconsin PS	19.42	14.23	17.40	17.96	18.50	17.02	23.41	28.60	29.58	35.68	35.22	70.54	38.49	46.47	116.29	67.77	35.64	35.65	32.12	27.87	28.00	28.27	26.48	24.99	34.81	42.66
Forecasted Load (GW)	57.5	54.9	53.3	52.7	53.7	56.1	59.9	64.2	67.8	71.6	74.9	77.8	80.2	82.3	83.6	84.5	84.8	83.4	81.1	78.2	76.4	74.1	69.0	63.6		
Forecast Error %	-2.3%	-2.5%	-2.5%	-3.0%	-3.4%	-3.0%	-3.2%	-3.2%	-3.5%	-4.9%	-5.9%	-6.9%	-7.4%	-7.5%	-7.9%	-8.0%	-7.9%	-6.7%	-5.7%	-5.1%	-13.9%	-3.4%	-3.1%	-12.1%		





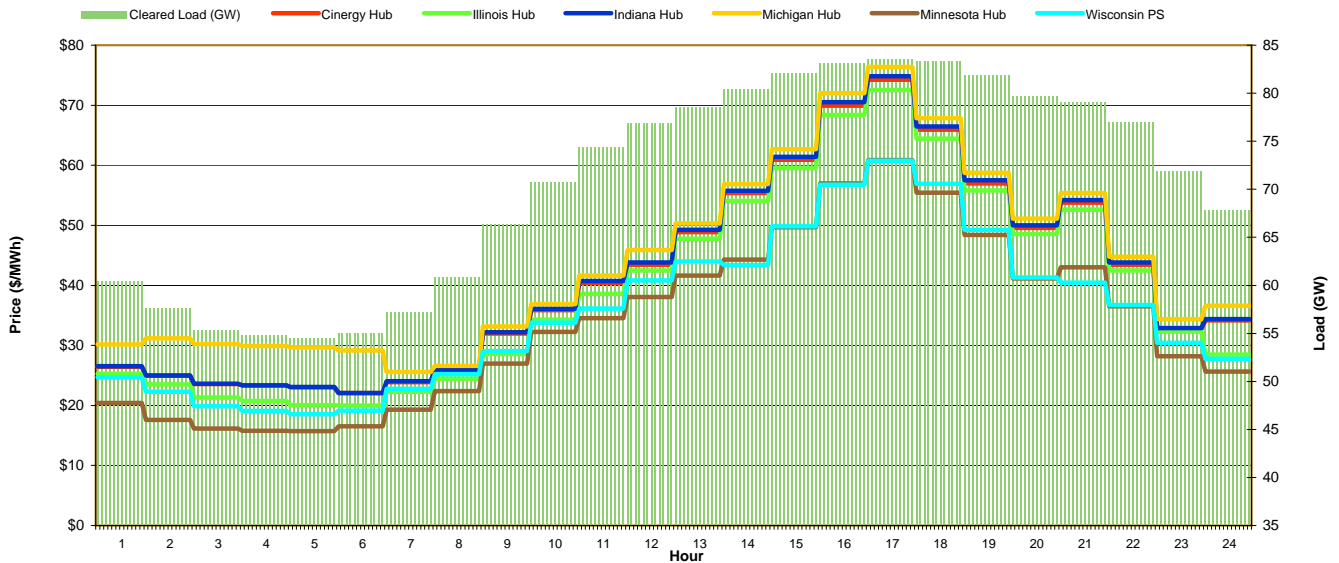
MISO Daily Report

Saturday July 16, 2011

Price	<=0	>=100	>=200
Forecast Error %	0-4.9%	5-9.9%	>=10%

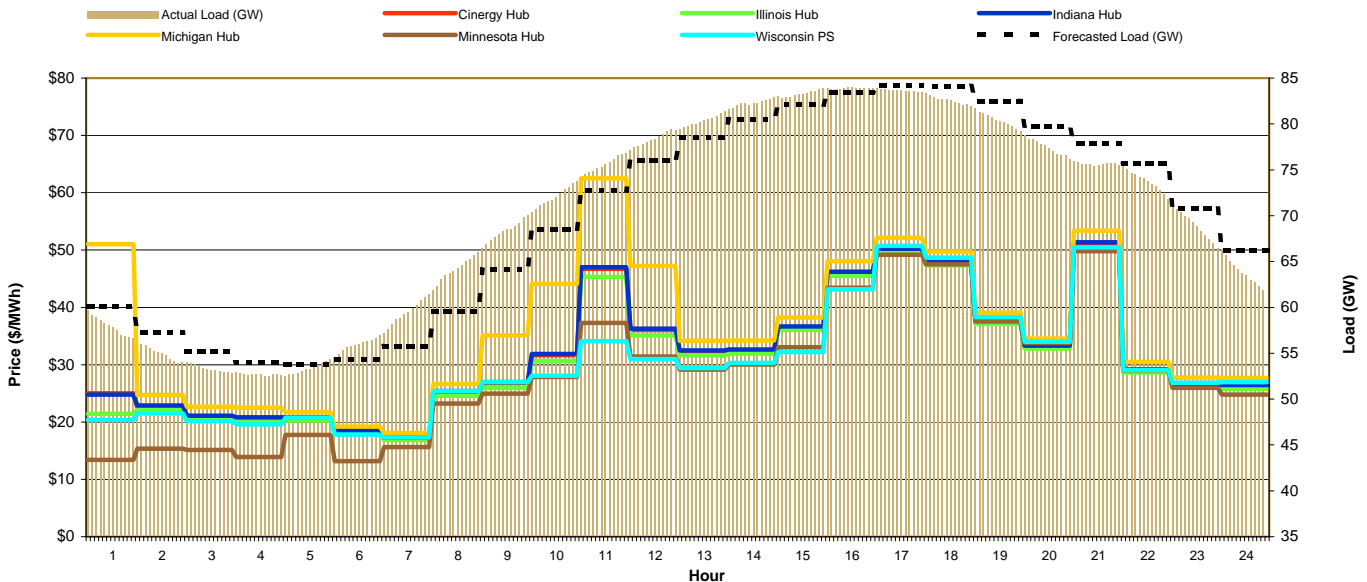
Day-Ahead Prices and Cleared Load

Hour Ending:																									Avg. Hr \$	
	1	2	3	4	5	6	7	8	9	10	11	12	13	14	15	16	17	18	19	20	21	22	23	24	All	On Pk
Cinergy Hub	26.43	24.96	23.58	23.32	23.05	22.04	23.89	25.80	32.00	35.87	40.41	43.44	48.86	55.38	60.93	69.95	74.25	65.95	56.96	49.56	53.78	43.46	32.66	34.16	41.28	49.33
Illinois Hub	25.28	23.51	21.32	20.71	20.05	20.00	22.28	24.48	28.59	34.28	38.57	42.48	47.76	54.03	59.53	68.37	72.55	64.42	55.78	48.54	52.61	42.50	32.31	28.44	39.52	47.93
Indiana Hub	26.54	25.01	23.60	23.36	23.08	22.06	24.02	25.97	32.21	36.10	40.71	43.81	49.26	55.77	61.42	70.51	74.84	66.47	57.49	50.01	54.23	43.83	32.87	34.38	41.56	49.72
Michigan Hub	30.14	31.16	30.23	29.89	29.67	29.17	25.57	26.59	33.17	36.87	41.64	45.91	50.30	56.89	62.69	71.99	76.40	67.84	58.75	51.12	55.38	44.75	34.39	36.59	44.05	50.92
Minnesota Hub	20.39	17.61	16.17	15.80	15.70	16.50	19.31	22.36	26.97	32.22	34.56	38.08	41.64	44.28	49.65	57.00	60.85	55.42	48.40	41.13	43.01	36.51	28.21	25.65	33.64	41.27
Wisconsin PS	24.69	22.27	19.90	19.11	18.54	19.12	22.77	25.22	29.05	33.78	36.16	40.85	43.95	43.39	49.85	56.76	60.78	56.94	49.26	41.28	40.47	36.70	30.45	27.75	35.37	42.18
Cleared Load (GW)	60.5	57.7	55.3	54.8	54.5	55.1	57.2	60.8	66.4	70.8	74.4	76.9	78.5	80.4	82.1	83.2	83.6	83.4	81.9	79.7	79.0	77.0	71.9	6.8		



Preliminary Real-Time Prices with Forecasted and Actual System Load

Hour Ending:																									Avg. Hr \$	
	1	2	3	4	5	6	7	8	9	10	11	12	13	14	15	16	17	18	19	20	21	22	23	24	All	On Pk
Cinergy Hub	24.99	22.58	20.88	20.57	20.72	18.47	17.26	25.29	26.80	31.66	46.74	36.07	32.28	32.45	36.43	45.87	49.82	47.56	37.33	33.04	50.97	29.00	26.37	26.25	31.64	36.73
Illinois Hub	21.45	22.14	20.42	20.09	20.29	18.15	16.87	24.59	25.95	30.63	45.31	35.13	31.64	31.95	36.04	45.49	49.52	47.33	37.14	32.84	50.34	28.64	26.00	25.78	30.99	36.16
Indiana Hub	24.76	22.88	21.13	20.85	20.84	18.55	17.33	25.41	26.95	31.86	47.01	36.28	32.48	32.67	36.68	46.20	50.22	47.94	37.62	33.31	51.36	29.20	26.56	26.45	31.86	36.98
Michigan Hub	51.01	24.75	22.67	22.51	21.71	19.22	18.08	26.65	35.09	44.08	62.50	47.23	34.17	34.21	38.23	48.05	52.12	49.72	39.06	34.58	53.38	30.49	27.76	27.70	36.04	41.08
Minnesota Hub	13.38	15.33	15.14	13.88	17.73	13.17	15.65	23.23	24.96	27.86	37.32	31.42	29.14	30.02	33.06	43.45	49.18	47.53	37.59	33.79	49.82	29.05	25.94	24.76	28.43	34.59
Wisconsin PS	20.36	21.51	20.17	19.58	20.75	17.81	17.29	25.43	26.94	28.10	34.09	31.00	29.42	30.33	32.24	43.17	50.74	48.69	38.32	34.01	50.44	29.11	26.88	26.96	30.14	34.93
Forecasted Load (GW)	60.1	57.3	55.2	54.0	53.8	54.4	55.8	59.5	64.1	68.5	72.7	76.0	78.5	80.5	82.1	83.5	84.2	84.1	82.5	79.7	77.9	75.7	70.8	66.2		
Forecast Error %	-3.7%	-4.0%	-3.5%	-2.5%	-0.9%	2.8%	6.1%	7.2%	6.2%	5.0%	3.7%	3.0%	2.3%	2.1%	1.4%	0.5%	-0.7%	-1.9%	-2.6%	-2.9%	-3.0%	-2.6%	-2.7%	-12.9%		





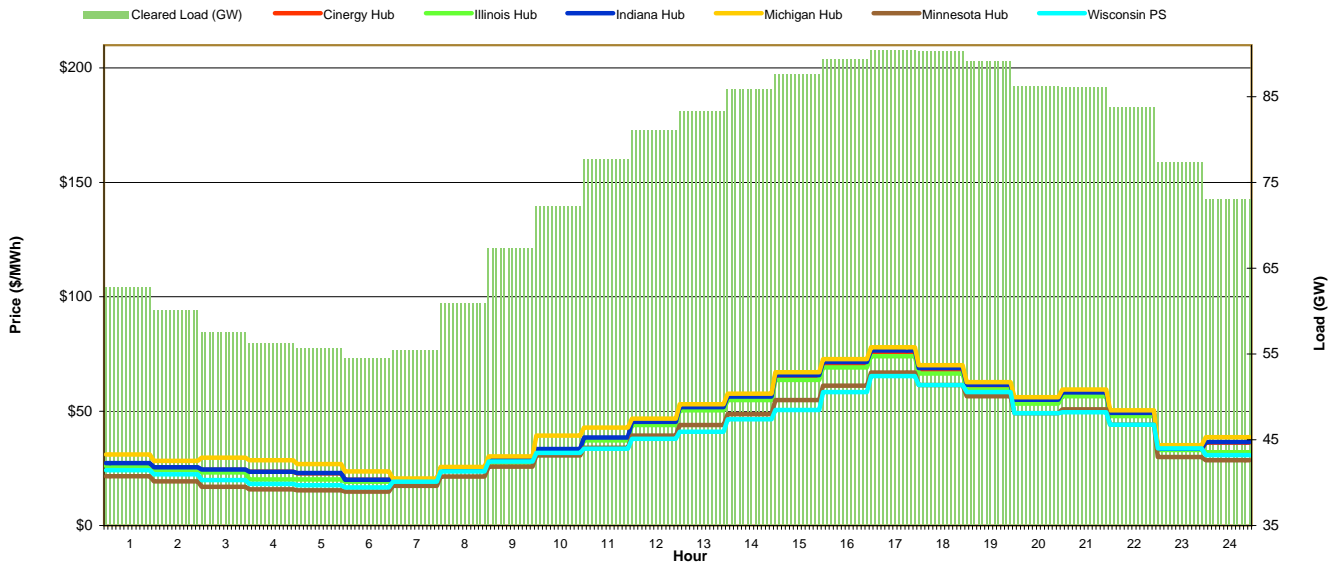
MISO Daily Report

Sunday July 17, 2011

Price	<=0	>=100	>=200
Forecast Error %	0-4.9%	5-9.9%	>=10%

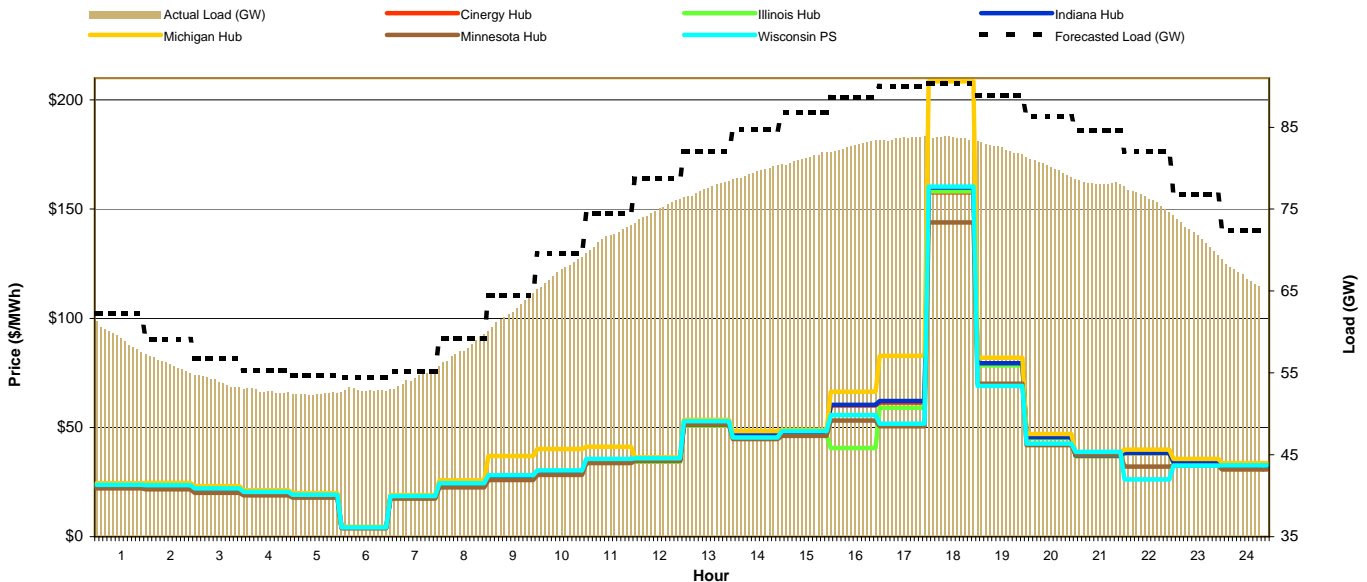
Day-Ahead Prices and Cleared Load

Hour Ending:																									Avg. Hr \$	
	1	2	3	4	5	6	7	8	9	10	11	12	13	14	15	16	17	18	19	20	21	22	23	24	All	On Pk
Cinergy Hub	27.16	25.29	24.41	23.47	22.83	19.94	20.05	24.86	28.87	33.16	38.16	45.00	51.25	55.89	65.00	70.61	75.72	68.02	60.95	54.54	57.82	48.89	33.30	36.26	42.14	50.75
Illinois Hub	26.00	24.29	23.20	20.21	20.09	19.16	19.34	23.97	27.52	32.28	37.16	43.97	50.31	54.82	63.67	69.11	74.04	66.50	59.50	53.32	56.46	47.83	32.99	32.02	40.74	49.59
Indiana Hub	27.28	25.42	24.47	23.54	22.92	20.01	20.19	25.03	29.07	33.38	38.41	45.36	51.77	56.44	65.78	71.45	76.58	68.82	61.54	54.99	58.26	49.31	33.57	36.50	42.50	51.24
Michigan Hub	31.12	28.20	29.65	28.55	26.81	23.66	20.63	25.58	30.24	39.33	42.75	46.78	52.97	57.71	67.02	72.75	77.95	70.03	62.66	56.14	59.44	50.36	35.15	38.63	44.75	52.93
Minnesota Hub	21.56	19.34	16.87	15.75	15.45	14.84	17.31	21.34	25.77	30.68	33.97	39.32	43.88	48.62	54.86	61.19	66.86	61.46	56.51	49.12	50.84	44.10	29.99	28.50	36.17	44.91
Wisconsin PS	24.25	22.41	19.86	18.17	17.69	16.69	19.14	23.64	27.92	31.78	33.58	37.96	41.04	46.45	50.51	58.34	65.27	61.40	58.41	49.09	49.47	44.12	33.68	30.73	36.73	44.54
Cleared Load (GW)	62.8	60.2	57.6	56.2	55.7	54.6	55.5	61.0	67.3	72.3	77.7	81.1	83.3	85.9	87.6	89.4	90.4	90.3	89.2	86.3	86.1	83.8	77.4	7.3		



Preliminary Real-Time Prices with Forecasted and Actual System Load

Hour Ending:																									Avg. Hr \$	
	1	2	3	4	5	6	7	8	9	10	11	12	13	14	15	16	17	18	19	20	21	22	23	24	All	On Pk
Cinergy Hub	23.23	23.39	22.01	20.28	19.01	4.27	18.26	24.23	27.63	29.59	34.67	34.47	51.02	46.37	46.89	60.06	61.37	157.70	78.92	45.28	37.00	38.25	33.97	31.97	40.41	50.46
Illinois Hub	22.79	22.81	21.40	19.69	18.45	4.14	17.77	23.48	26.87	28.97	34.20	34.27	50.80	46.09	46.53	40.66	59.05	158.10	78.41	45.12	36.93	38.32	33.88	31.65	39.18	48.86
Indiana Hub	23.40	23.53	22.14	20.40	19.12	4.29	18.36	24.35	27.80	29.75	34.87	34.66	51.30	46.61	47.14	60.41	62.18	159.95	79.48	45.60	37.22	38.46	34.21	32.25	40.73	50.87
Michigan Hub	24.49	24.69	23.19	21.27	19.91	4.48	19.08	25.72	36.93	40.17	41.13	36.37	53.55	48.42	48.93	66.45	82.77	208.51	81.94	47.06	38.58	39.88	35.64	33.72	45.95	58.25
Minnesota Hub	22.19	21.65	20.14	18.85	17.87	3.85	17.43	22.63	25.96	28.26	33.73	34.66	51.23	44.66	46.12	53.14	50.60	143.94	70.08	41.96	37.56	32.10	32.52	30.77	37.58	46.82
Wisconsin PS	23.77	23.57	22.12	20.48	19.25	4.29	18.59	24.48	28.11	30.28	35.62	35.89	52.96	45.43	48.40	55.67	51.73	160.31	69.01	42.63	38.82	26.16	32.48	32.72	39.28	48.62
Forecasted Load (GW)	62.2	59.1	56.8	55.3	54.7	54.4	55.2	59.2	64.5	69.5	74.5	78.7	82.0	84.7	86.8	88.6	90.0	90.3	88.9	86.3	84.5	82.1	76.8	72.4		
Forecast Error %	-4.8%	-5.3%	-5.2%	-4.7%	-4.3%	-2.9%	-1.8%	-2.5%	-3.3%	-3.4%	-4.1%	-5.1%	-5.9%	-6.6%	-6.9%	-7.1%	-7.9%	-7.9%	-7.7%	-8.1%	-7.5%	-6.8%	-29.5%			





MISO Daily Report

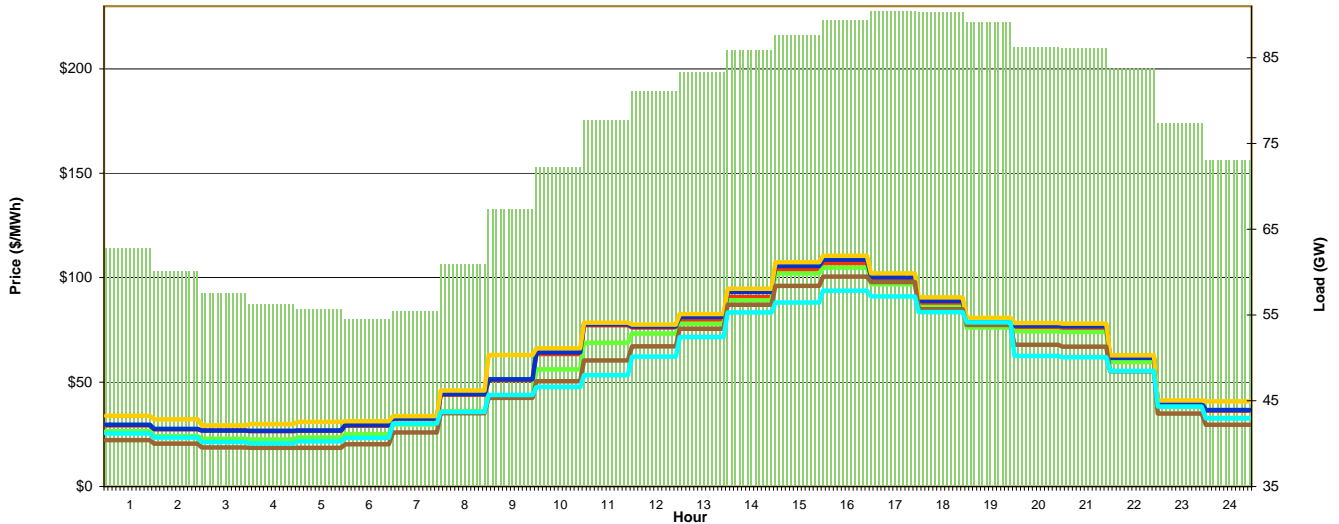
Monday July 18, 2011

Price	<=0	>=100	>=200
Forecast Error %	0-4.9%	5-9.9%	>=10%

Day-Ahead Prices and Cleared Load

Hour Ending:																									Avg. Hr \$	
	1	2	3	4	5	6	7	8	9	10	11	12	13	14	15	16	17	18	19	20	21	22	23	24	All	On Pk
Cinergy Hub	29.30	27.43	26.74	26.51	26.70	29.06	32.36	44.03	51.00	63.48	77.27	76.14	79.78	90.73	103.86	106.91	98.60	87.54	78.35	76.21	75.69	61.19	39.50	36.33	60.20	75.64
Illinois Hub	26.52	24.13	22.89	22.52	23.44	25.05	29.71	35.98	43.66	56.07	68.85	73.20	78.03	89.24	101.99	104.88	96.80	85.90	76.23	74.39	74.01	59.60	38.38	32.79	56.84	72.33
Indiana Hub	29.61	27.58	26.89	26.64	26.82	29.41	32.68	44.32	51.36	64.15	77.75	76.59	81.25	93.17	105.52	108.71	100.21	88.95	79.55	77.01	76.75	61.58	39.96	36.56	60.96	76.68
Michigan Hub	33.89	32.17	29.25	29.86	30.97	31.25	33.70	46.01	62.98	66.21	78.46	77.60	82.52	94.76	107.39	110.45	101.98	90.50	80.73	78.31	77.93	62.75	41.18	40.78	63.40	78.74
Minnesota Hub	22.15	20.51	18.70	18.58	18.52	20.27	25.95	35.04	42.48	50.48	60.43	67.13	75.48	87.05	96.08	100.59	97.91	84.92	77.36	67.82	66.93	55.12	35.01	29.65	53.09	68.74
Wisconsin PS	25.39	23.42	21.37	20.74	21.54	23.34	30.26	35.72	43.85	47.67	53.34	62.27	71.53	83.36	88.05	93.72	91.10	83.48	78.65	62.46	61.92	55.30	38.35	32.71	52.06	65.67
Cleared Load (GW)	62.8	60.2	57.6	56.2	55.7	54.6	55.5	61.0	67.3	72.3	77.7	81.1	83.3	85.9	87.6	89.4	90.4	90.3	89.2	86.3	86.1	83.8	77.4	7.3		

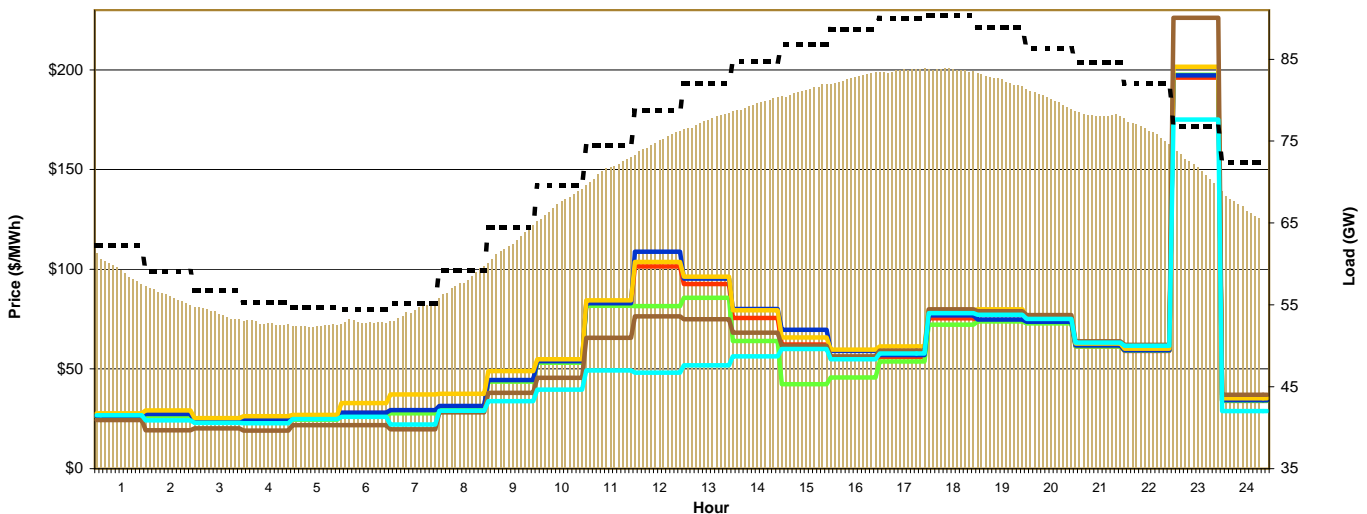
■ Cleared Load (GW)
 ■ Cinergy Hub
 ■ Illinois Hub
 ■ Indiana Hub
 ■ Michigan Hub
 ■ Minnesota Hub
 ■ Wisconsin PS



Preliminary Real-Time Prices with Forecasted and Actual System Load

Hour Ending:																									Avg. Hr \$	
	1	2	3	4	5	6	7	8	9	10	11	12	13	14	15	16	17	18	19	20	21	22	23	24	All	On Pk
Cinergy Hub	26.17	27.25	23.79	24.68	25.37	27.94	29.13	31.27	44.23	53.67	82.62	101.51	92.68	75.60	62.26	55.26	56.01	75.44	74.26	73.17	61.36	59.01	196.12	33.96	58.87	74.65
Illinois Hub	25.90	26.23	23.14	23.75	24.59	26.80	27.77	30.64	43.61	53.15	81.76	81.54	85.77	64.09	42.34	45.76	53.84	72.24	73.84	72.94	61.36	59.27	197.61	34.05	55.50	69.99
Indiana Hub	26.40	27.45	23.97	24.84	25.53	28.12	29.31	31.44	44.45	53.96	83.04	108.87	95.39	80.09	69.61	59.01	56.93	76.93	74.74	73.61	61.76	59.39	197.33	34.28	60.27	76.66
Michigan Hub	27.74	29.14	25.34	26.31	27.04	32.85	37.19	37.56	48.96	54.90	84.48	103.70	96.27	79.50	65.74	59.69	61.25	79.49	79.95	75.76	62.80	60.22	201.55	35.39	62.20	78.24
Minnesota Hub	24.47	19.33	20.15	19.15	21.77	21.76	19.74	28.26	38.00	45.57	65.58	76.40	74.89	68.26	61.68	56.35	59.18	79.93	79.00	77.03	63.83	62.06	226.16	37.08	56.07	72.64
Wisconsin PS	26.83	24.20	22.99	22.81	24.84	25.98	22.08	29.08	33.84	39.58	49.32	48.18	51.87	56.41	60.07	54.97	57.73	78.07	77.15	75.12	63.23	61.57	175.09	28.97	50.41	63.20
Forecasted Load (GW)	62.2	59.1	56.8	55.3	54.7	54.4	55.2	59.2	64.5	69.5	74.5	78.7	82.0	84.7	86.8	88.6	90.0	90.3	88.9	86.3	84.5	82.1	76.8	72.4		
Forecast Error %	-4.8%	-5.3%	-5.2%	-4.7%	-4.3%	-2.9%	-1.8%	-2.5%	-3.3%	-3.4%	-4.1%	-5.1%	-5.9%	-6.6%	-6.9%	-7.1%	-7.7%	-7.7%	-7.7%	-7.7%	-8.1%	-7.5%	-6.8%	-29.5%		

■ Actual Load (GW)
 ■ Cinergy Hub
 ■ Illinois Hub
 ■ Indiana Hub
 ■ Michigan Hub
 ■ Minnesota Hub
 ■ Wisconsin PS
 ■ Forecasted Load (GW)





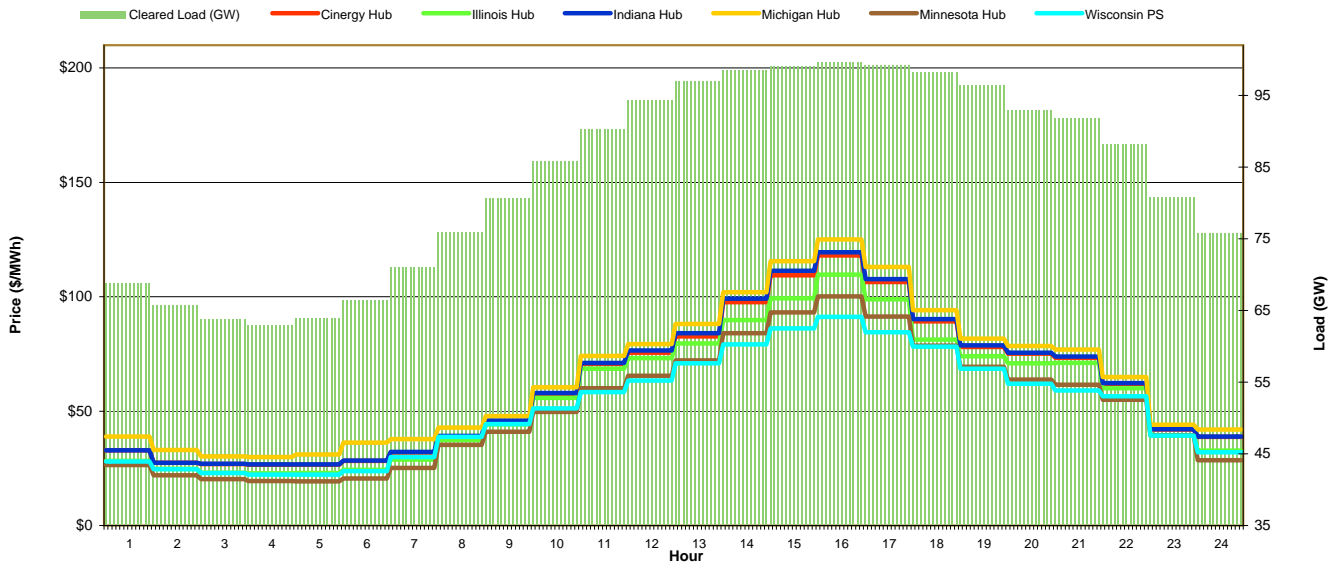
MISO Daily Report

Tuesday July 19, 2011

Price	<=0	>=100	>=200
Forecast Error %	0-4.9%	5-9.9%	>=10%

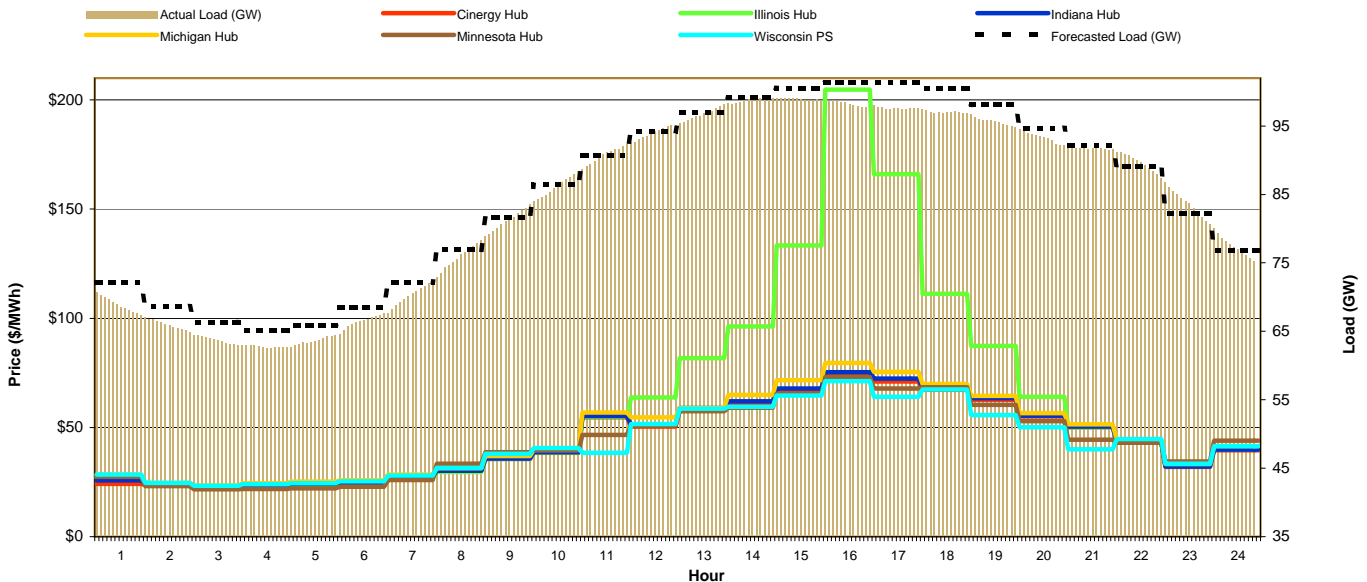
Day-Ahead Prices and Cleared Load

Hour Ending:																									Avg. Hr \$	
	1	2	3	4	5	6	7	8	9	10	11	12	13	14	15	16	17	18	19	20	21	22	23	24	All	On Pk
Cinergy Hub	32.83	27.37	26.90	26.63	26.62	28.28	31.95	38.98	45.67	57.60	70.69	75.60	82.75	97.60	109.41	118.13	106.42	89.25	78.03	75.13	73.36	61.91	41.95	38.73	60.91	76.41
Illinois Hub	28.27	24.70	23.12	22.77	22.91	24.31	28.86	37.31	44.23	55.80	68.49	73.20	79.65	89.76	99.38	109.65	98.86	81.29	73.98	70.89	71.09	59.96	39.48	32.75	56.70	72.06
Indiana Hub	32.94	27.41	26.99	26.71	26.69	28.37	32.15	39.20	45.92	57.92	71.09	76.58	84.10	99.21	111.31	119.50	107.70	90.22	78.81	75.54	73.82	62.25	42.12	38.88	61.48	77.21
Michigan Hub	38.90	33.03	30.25	29.95	31.01	36.21	37.84	42.79	47.91	60.40	74.11	79.30	88.19	102.05	115.63	125.10	113.09	94.21	81.77	78.49	76.91	64.94	44.12	41.98	65.34	80.56
Minnesota Hub	26.39	21.90	20.33	19.45	19.27	20.61	25.24	35.28	41.06	49.69	60.05	65.47	72.22	84.02	93.23	100.15	91.34	78.68	69.36	63.86	61.52	55.04	39.48	28.59	51.76	66.28
Wisconsin PS	27.99	24.66	22.95	22.24	22.25	23.74	29.93	38.71	44.29	51.25	58.41	63.45	70.97	79.12	86.20	91.27	84.54	78.20	68.50	62.02	59.09	56.47	39.25	31.99	51.56	64.48
Cleared Load (GW)	68.8	65.8	63.8	63.0	64.0	66.5	71.0	75.9	80.6	85.8	90.3	94.4	97.1	98.5	99.1	99.6	99.3	98.3	96.5	93.0	91.8	88.2	80.9	7.6		



Preliminary Real-Time Prices with Forecasted and Actual System Load

Hour Ending:																									Avg. Hr \$	
	1	2	3	4	5	6	7	8	9	10	11	12	13	14	15	16	17	18	19	20	21	22	23	24	All	On Pk
Cinergy Hub	24.14	23.55	22.47	23.42	24.00	24.62	27.11	30.05	35.61	38.40	54.72	50.46	58.12	61.05	66.66	74.04	71.11	67.22	62.69	55.06	50.07	43.05	31.97	39.64	44.13	53.14
Illinois Hub	27.11	23.47	22.34	23.16	23.66	24.22	26.61	29.65	35.60	38.57	54.75	63.73	81.72	96.25	133.39	204.69	165.98	111.18	87.34	64.10	50.17	43.42	32.23	39.88	62.63	80.80
Indiana Hub	25.77	23.72	22.61	23.54	24.11	24.74	27.22	30.19	35.82	38.67	55.19	51.24	58.93	62.00	67.82	75.29	72.38	68.33	63.39	55.42	50.34	43.28	32.12	39.84	44.67	53.78
Michigan Hub	28.49	24.67	23.49	24.51	25.19	25.81	28.39	31.39	36.95	39.69	56.88	54.67	58.89	64.87	71.71	79.53	75.53	69.90	64.53	56.59	51.46	44.35	33.25	41.54	46.35	55.64
Minnesota Hub	27.45	23.09	21.64	21.80	22.13	22.86	25.90	33.40	38.64	39.62	46.65	50.79	57.45	59.13	65.57	73.06	67.83	68.40	60.31	52.93	44.39	43.13	34.50	43.98	43.53	52.24
Wisconsin PS	28.42	24.58	23.37	24.04	24.52	25.31	27.94	31.49	38.03	40.61	38.40	51.66	58.64	59.54	64.70	71.16	64.00	67.45	55.73	50.18	39.94	44.65	33.42	41.44	42.88	50.60
Forecasted Load (GW)	72.2	68.7	66.3	65.1	65.9	68.5	72.2	76.9	81.7	86.4	90.7	94.2	97.0	99.1	100.5	101.3	101.4	100.4	98.1	94.7	92.1	89.0	82.2	76.8		
Forecast Error %	-4.8%	-4.1%	-3.9%	-3.8%	-3.6%	-3.1%	-2.8%	-1.4%	-0.6%	-0.3%	0.0%	-0.2%	-0.3%	-0.4%	-1.6%	-3.1%	-3.8%	-3.5%	-2.5%	-1.4%	-0.5%	0.7%	1.8%	-8.1%		





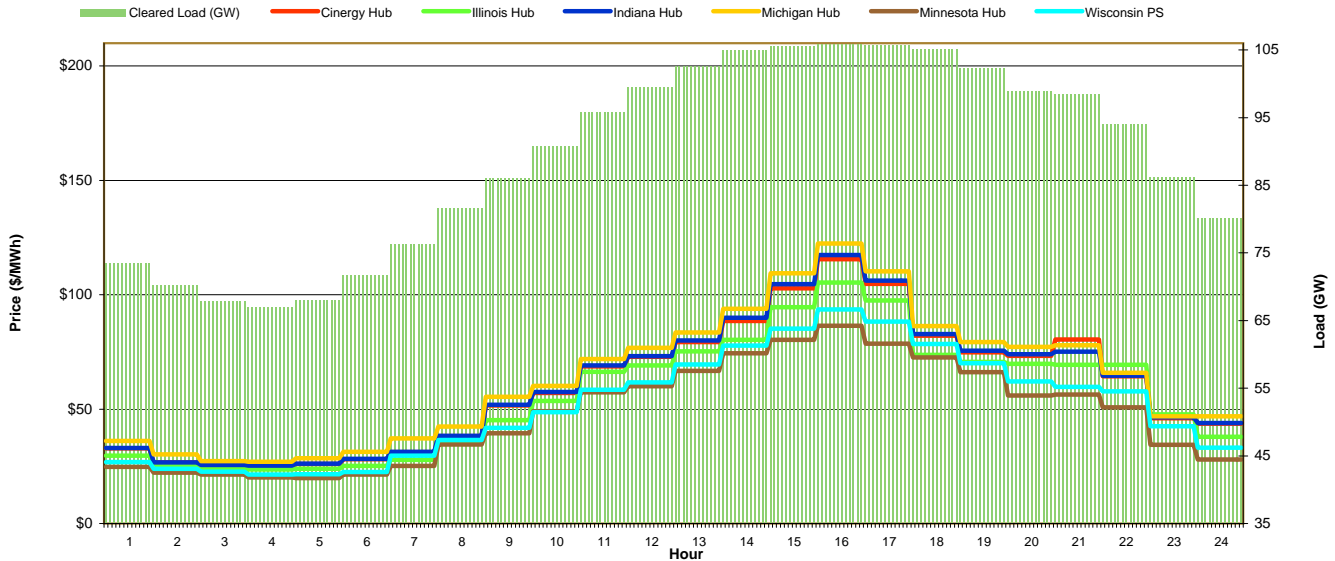
MISO Daily Report

Wednesday July 20, 2011

Price	<=0	>=100	>=200
Forecast Error %	0-4.9%	5-9.9%	>=10%

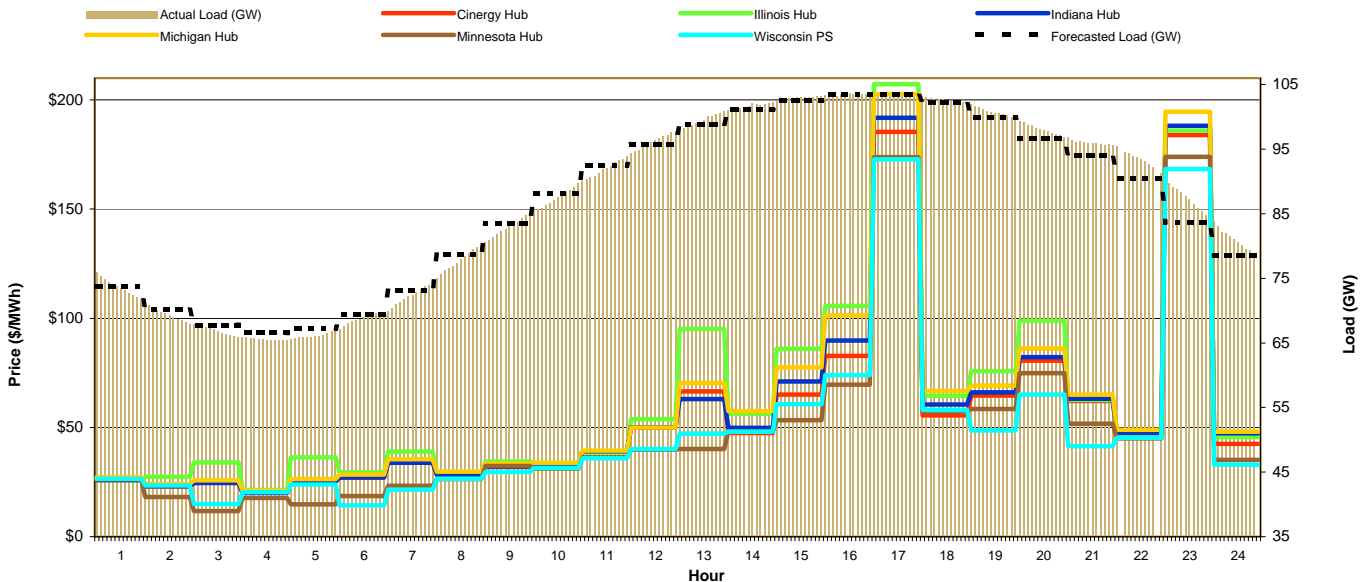
Day-Ahead Prices and Cleared Load

Hour Ending:	1	2	3	4	5	6	7	8	9	10	11	12	13	14	15	16	17	18	19	20	21	22	23	24	Avg. Hr \$			
																									All	On Pk		
Cinergy Hub	32.91	26.75	25.56	25.26	26.03	28.18	31.21	38.17	51.57	57.15	68.74	72.84	79.26	88.55	102.81	115.54	104.84	82.17	74.88	73.36	80.43	64.36	45.97	43.70	60.01	75.04		
Illinois Hub	29.72	25.24	24.34	23.67	23.88	25.14	27.79	34.81	45.13	53.54	66.27	69.11	75.23	80.36	94.54	105.37	97.55	73.70	70.68	69.86	69.39	69.37	47.65	37.93	55.84	70.16		
Indiana Hub	33.03	26.79	25.64	25.36	26.12	28.27	31.39	38.39	51.86	57.46	69.11	73.24	80.08	89.92	104.61	117.40	106.20	82.85	75.58	74.07	75.06	64.70	46.48	43.88	60.31	75.44		
Michigan Hub	36.04	30.22	27.29	26.99	28.48	31.28	37.25	42.44	55.43	60.12	71.91	76.74	83.50	93.85	109.47	122.45	110.30	86.29	79.32	77.17	77.86	65.96	46.89	46.81	63.50	78.73		
Minnesota Hub	24.77	22.26	21.35	20.14	19.80	21.44	25.16	34.58	39.43	49.10	57.34	60.00	66.70	74.39	80.28	86.50	78.67	72.64	66.16	56.00	56.41	50.74	34.36	28.02	47.76	60.21		
Wisconsin PS	26.86	23.95	22.69	21.40	21.54	22.59	29.68	36.47	41.80	48.71	58.53	61.77	69.56	77.82	85.26	93.61	88.22	78.48	70.06	62.12	59.69	57.74	42.47	33.10	51.42	64.52		
Cleared Load (GW)	73.5	70.2	67.8	67.0	68.1	71.8	76.3	81.7	86.1	90.8	95.9	99.5	102.6	105.0	105.6	105.9	105.7	105.1	102.4	99.0	98.4	94.0	86.2	8.0				



Preliminary Real-Time Prices with Forecasted and Actual System Load

Hour Ending:	1	2	3	4	5	6	7	8	9	10	11	12	13	14	15	16	17	18	19	20	21	22	23	24	Avg. Hr \$			
																									All	On Pk		
Cinergy Hub	25.88	23.01	24.59	20.10	25.24	27.06	33.83	28.34	31.99	32.88	39.01	49.93	66.56	47.54	65.02	82.78	185.45	55.53	64.66	80.54	62.15	47.19	183.94	42.50	56.07	70.22		
Illinois Hub	25.88	27.44	34.00	21.33	36.28	29.45	38.93	27.98	34.41	32.52	38.67	53.81	95.07	56.27	85.97	105.70	207.26	64.46	75.76	98.94	62.56	47.37	185.94	45.54	63.81	79.54		
Indiana Hub	26.01	23.09	24.64	20.15	25.29	27.13	33.90	28.36	32.04	32.94	39.13	50.14	62.99	49.82	71.09	89.80	191.80	60.46	66.05	82.28	63.13	47.59	188.11	47.29	57.63	72.23		
Michigan Hub	27.32	24.22	25.74	21.07	26.39	28.36	35.42	29.72	33.35	33.91	39.47	49.98	70.40	57.51	77.59	101.22	202.61	66.72	69.10	86.24	65.06	48.91	194.54	48.06	60.95	76.65		
Minnesota Hub	26.21	18.12	11.66	17.74	14.82	18.65	23.37	26.40	32.43	31.28	36.33	39.89	40.18	48.22	53.39	69.68	173.86	57.24	58.44	74.82	51.70	44.92	173.95	35.18	49.10	63.30		
Wisconsin PS	26.51	23.38	14.92	20.37	23.85	14.41	21.49	26.50	29.67	31.47	35.88	40.09	47.17	48.05	60.71	74.06	172.77	58.04	48.71	65.14	41.44	45.27	168.37	33.04	48.80	62.08		
Forecasted Load (GW)	73.7	70.1	67.7	66.6	67.3	69.4	73.1	78.7	83.5	88.1	92.5	95.8	98.8	101.1	102.5	103.4	103.4	102.3	99.9	96.6	94.1	90.5	83.7	78.6				
Forecast Error %	0.0%	-0.9%	-1.2%	-1.5%	-1.8%	-1.0%	-1.1%	-1.3%	-0.8%	-0.6%	0.4%	0.6%	0.5%	0.4%	0.1%	0.1%	0.1%	0.3%	0.8%	1.6%	2.0%	-16.2%	4.2%	-5.7%				





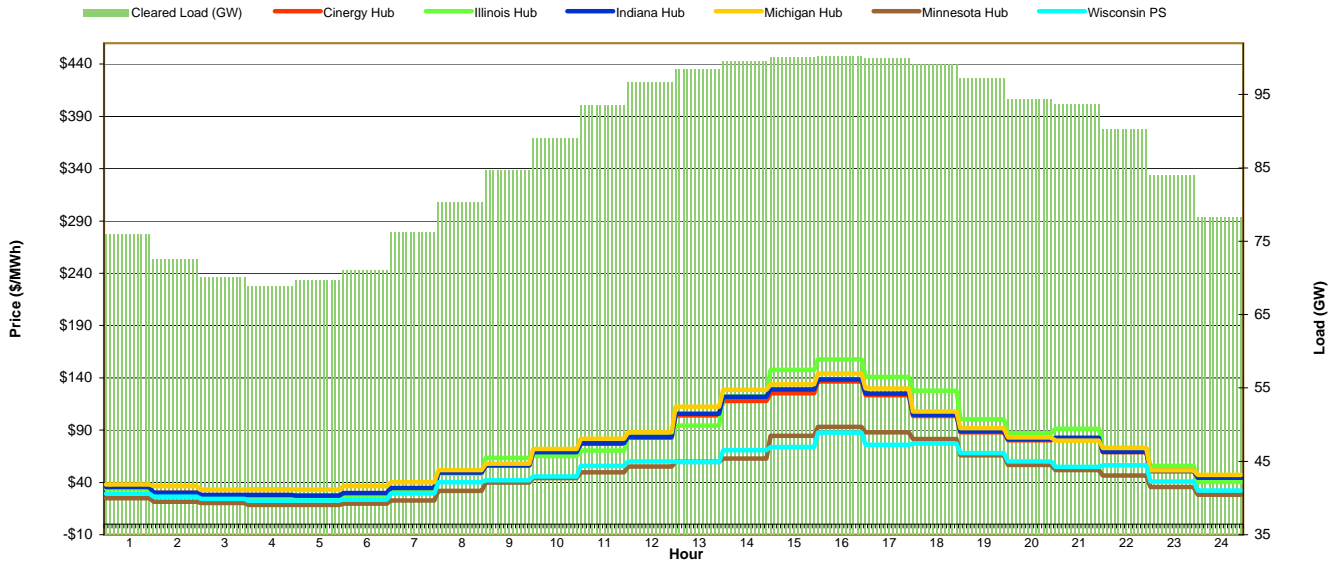
MISO Daily Report

Thursday July 21, 2011

Price	<=0	>=100	>=200
Forecast Error %	0-4.9%	5-9.9%	>=10%

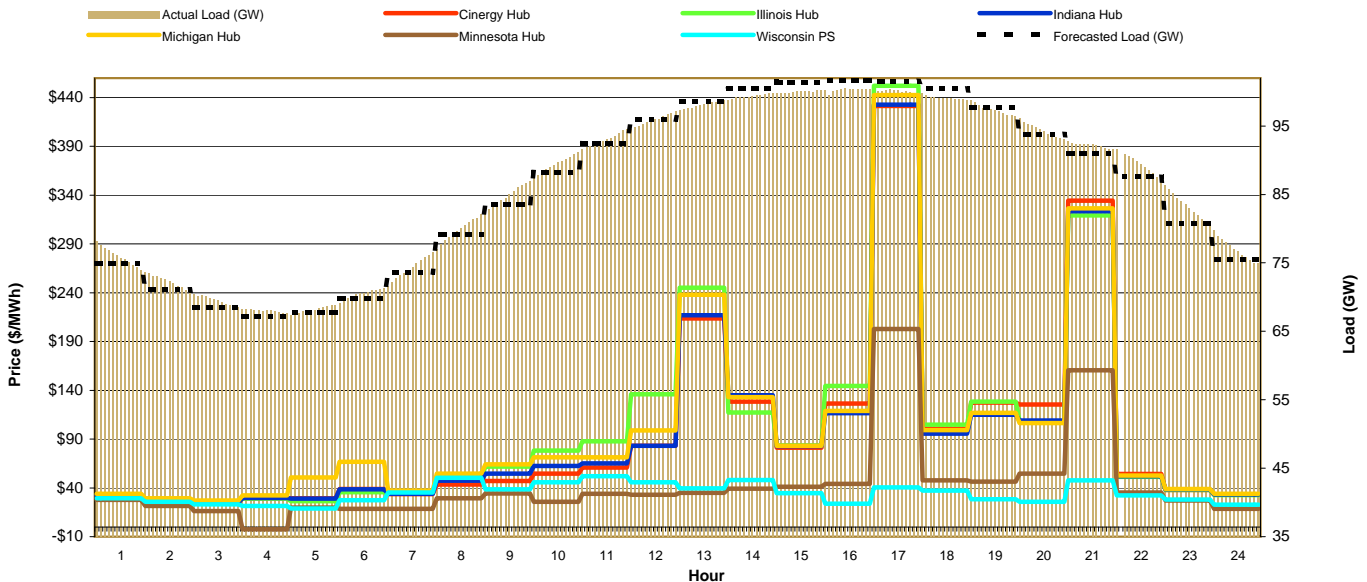
Day-Ahead Prices and Cleared Load

Hour Ending:																									Avg. Hr \$	
	1	2	3	4	5	6	7	8	9	10	11	12	13	14	15	16	17	18	19	20	21	22	23	24	All	On Pk
Cinergy Hub	35.40	30.14	27.98	27.87	27.39	29.75	34.48	49.04	55.96	68.23	76.92	82.70	104.09	118.02	125.13	136.53	123.29	103.54	87.82	80.38	82.24	68.99	50.66	44.26	69.62	88.35
Illinois Hub	34.16	29.19	27.38	26.43	26.53	28.21	31.69	48.11	63.52	65.33	70.48	83.68	94.20	122.14	147.72	157.65	140.89	127.67	100.56	87.15	91.42	72.99	55.89	40.55	73.90	95.59
Indiana Hub	35.58	30.19	28.00	27.92	27.42	29.93	34.69	49.33	56.25	68.82	77.57	83.78	105.75	121.74	128.86	138.37	124.97	104.86	88.88	81.22	82.58	69.36	51.26	44.48	70.49	89.60
Michigan Hub	38.07	36.50	33.26	33.43	33.08	36.46	40.12	51.90	58.01	71.97	81.79	88.03	112.51	128.51	133.81	144.30	129.78	107.87	91.78	82.92	80.03	72.78	51.52	47.26	74.40	92.97
Minnesota Hub	24.78	21.43	20.29	18.42	18.53	19.60	22.66	31.97	39.73	44.25	49.55	55.19	59.82	62.92	84.56	93.17	87.91	81.45	65.83	56.58	51.67	46.67	35.65	28.24	46.70	59.18
Wisconsin PS	29.31	26.49	24.20	22.45	22.74	23.65	29.52	40.33	42.17	45.62	55.64	60.04	59.45	70.78	73.82	87.52	76.09	77.35	68.05	59.96	54.91	56.39	40.80	32.09	49.14	60.55
Cleared Load (GW)	75.9	72.5	70.0	68.8	69.6	71.0	76.2	80.2	84.6	89.0	93.5	96.6	98.4	99.6	100.1	100.2	99.9	99.1	97.3	94.3	93.6	90.2	84.0	7.8		



Preliminary Real-Time Prices with Forecasted and Actual System Load

Hour Ending:																									Avg. Hr \$	
	1	2	3	4	5	6	7	8	9	10	11	12	13	14	15	16	17	18	19	20	21	22	23	24	All	On Pk
Cinergy Hub	31.09	26.69	24.04	29.54	29.24	39.02	33.51	43.52	47.14	54.65	60.74	83.21	213.81	128.36	81.25	126.37	431.33	100.37	127.57	125.47	334.41	54.35	37.96	33.20	95.70	128.16
Illinois Hub	32.37	27.55	25.60	29.18	26.53	35.60	34.24	50.77	61.89	78.24	87.68	135.79	245.01	117.17	83.34	144.60	452.24	104.85	128.46	107.99	319.21	51.26	37.83	32.60	102.08	137.90
Indiana Hub	32.12	27.29	25.02	29.65	28.92	38.70	34.07	47.34	54.54	62.62	65.19	83.31	216.88	135.05	82.73	116.72	432.68	95.47	114.85	108.91	323.45	51.96	38.52	33.24	94.97	126.89
Michigan Hub	34.09	29.25	27.19	32.16	50.83	66.63	37.37	54.48	64.16	71.32	71.29	98.98	237.88	132.84	83.27	118.78	442.66	99.31	116.78	106.55	326.59	52.77	39.00	34.10	101.18	132.29
Minnesota Hub	27.65	21.33	16.13	-2.36	19.76	18.66	18.67	29.27	34.35	25.72	34.00	33.03	34.81	39.28	41.26	44.11	202.83	47.73	46.37	54.57	160.42	35.31	27.17	18.55	42.86	55.64
Wisconsin PS	29.39	25.78	23.28	21.54	18.97	27.34	35.13	50.33	38.53	45.72	51.86	45.88	39.67	48.15	34.46	23.87	40.64	37.20	28.53	25.60	47.83	32.23	28.13	22.91	34.29	38.66
Forecasted Load (GW)	74.9	71.1	68.5	67.2	67.8	69.9	73.6	79.1	83.5	88.2	92.5	95.9	98.6	100.5	101.4	101.7	101.5	100.4	97.7	93.8	91.0	87.6	80.8	75.5		
Forecast Error %	1.3%	1.6%	1.5%	1.1%	0.4%	0.8%	0.8%	0.7%	1.5%	1.2%	0.5%	-0.1%	-0.6%	-1.2%	-1.4%	-1.5%	-1.4%	-1.5%	-1.4%	-0.3%	0.6%	1.2%	-6.9%	2.9%	1.9%	





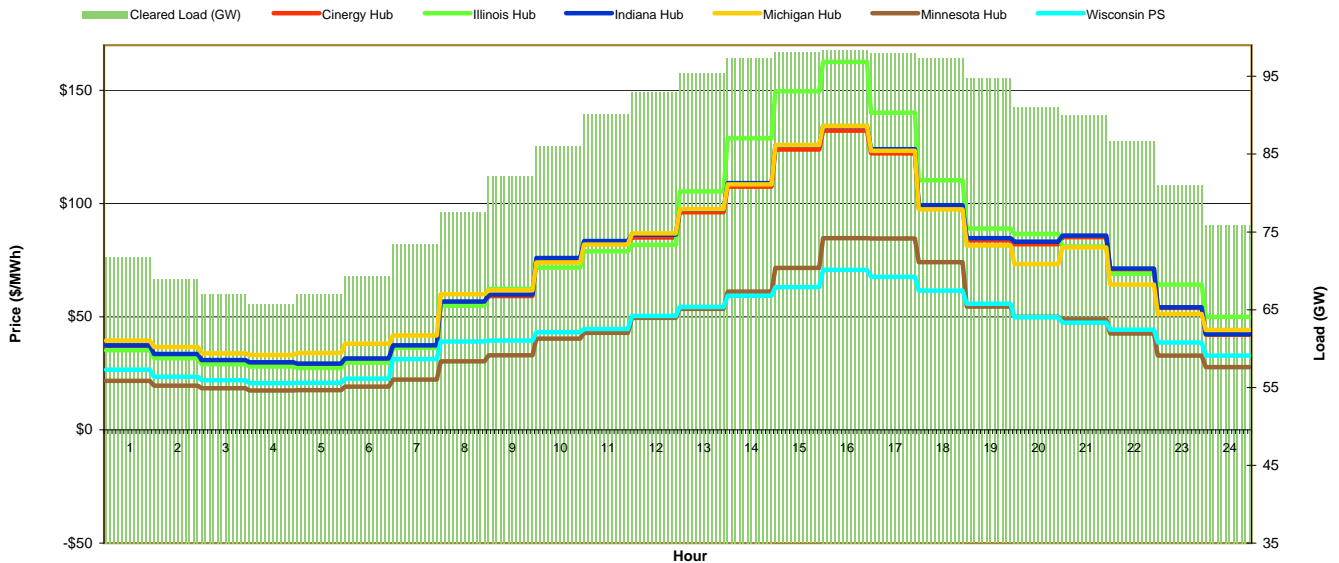
MISO Daily Report

Friday July 22, 2011

Price	<=0	>=100	>=200
Forecast Error %	0-4.9%	5-9.9%	>=10%

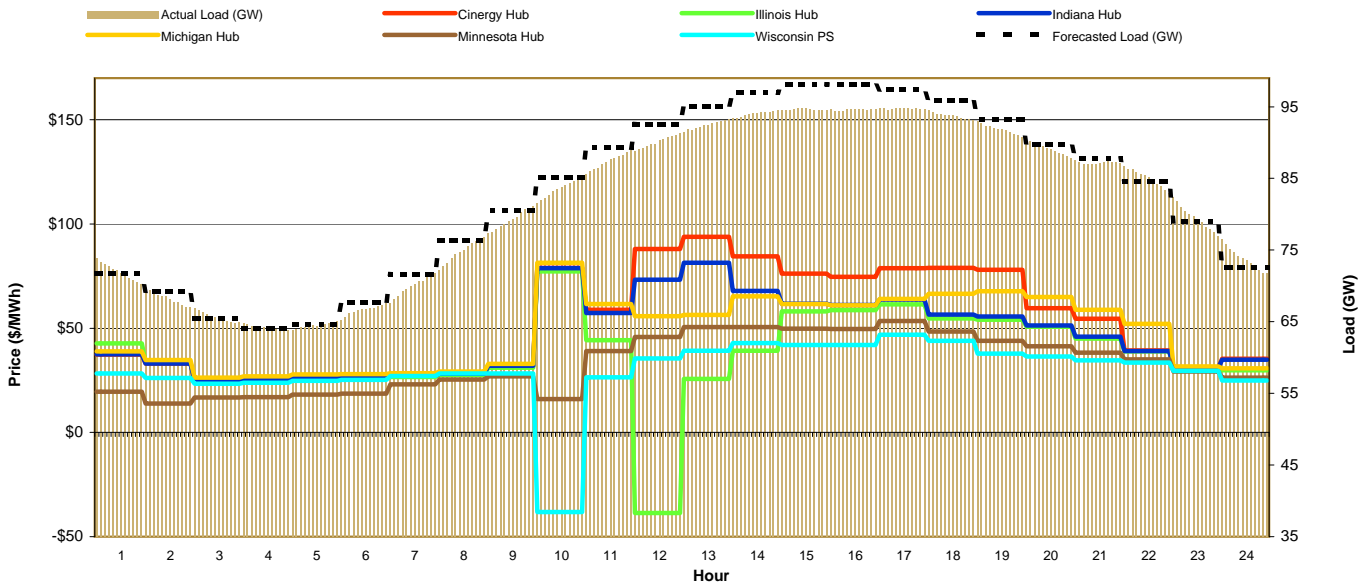
Day-Ahead Prices and Cleared Load

Hour Ending:																									Avg. Hr \$			
	1	2	3	4	5	6	7	8	9	10	11	12	13	14	15	16	17	18	19	20	21	22	23	24	All	On Pk		
Cinergy Hub	37.03	33.15	30.59	29.70	29.09	31.36	37.04	56.11	59.22	75.21	82.74	85.04	96.15	107.48	123.84	132.19	122.15	98.05	83.77	82.11	85.21	70.92	53.94	42.06	70.17	88.38		
Illinois Hub	35.30	31.66	29.06	28.01	27.33	29.69	36.30	54.97	62.24	71.74	78.90	81.71	105.37	128.81	149.66	162.65	140.10	110.35	89.03	86.52	81.07	69.02	64.24	49.94	75.15	96.02		
Indiana Hub	37.42	33.57	30.90	29.90	29.25	31.60	37.44	56.79	59.81	75.92	83.51	86.24	97.50	109.05	125.77	134.20	123.98	99.36	84.81	83.22	85.83	71.36	54.24	42.33	71.00	89.47		
Michigan Hub	39.48	36.68	33.91	33.19	33.92	38.14	41.78	60.06	61.76	73.97	81.91	86.93	97.64	108.56	125.85	134.32	123.29	97.42	81.56	73.25	80.66	64.23	51.20	44.10	70.99	87.66		
Minnesota Hub	21.65	19.61	18.42	17.42	17.65	19.07	22.29	30.32	33.00	40.41	42.86	49.60	53.51	61.14	71.53	84.78	84.64	74.11	54.55	49.99	48.87	42.60	32.88	27.77	42.44	53.42		
Wisconsin PS	26.58	23.57	22.04	20.65	20.85	22.71	31.27	39.02	39.51	43.12	44.63	50.43	54.30	59.32	63.10	70.79	67.59	61.55	55.81	49.88	47.35	44.27	38.61	32.88	42.91	51.83		
Cleared Load (GW)	71.7	69.0	67.0	65.7	67.0	69.4	73.4	77.5	82.2	86.1	90.1	93.0	95.5	97.4	98.0	98.3	98.0	97.3	94.7	91.1	90.0	86.7	81.0	7.6				



Preliminary Real-Time Prices with Forecasted and Actual System Load

Hour Ending:																									Avg. Hr \$			
	1	2	3	4	5	6	7	8	9	10	11	12	13	14	15	16	17	18	19	20	21	22	23	24	All	On Pk		
Cinergy Hub	37.43	32.99	25.02	25.65	26.57	26.85	27.25	28.05	31.85	79.03	58.88	87.98	93.80	84.50	76.27	74.71	78.86	78.96	78.05	59.65	54.54	39.40	30.88	35.38	53.02	64.71		
Illinois Hub	42.70	33.63	24.87	25.37	26.14	26.42	26.59	27.52	31.03	77.26	44.27	-38.68	25.71	39.16	58.15	58.63	61.44	54.66	54.08	50.72	45.03	38.88	30.40	29.77	37.24	41.14		
Indiana Hub	37.49	33.05	25.04	25.68	26.60	26.89	27.28	28.09	31.93	78.82	57.28	73.25	81.38	67.85	61.81	61.17	63.69	56.56	55.55	51.36	45.92	39.09	30.91	34.96	46.74	55.29		
Michigan Hub	38.85	34.72	26.24	26.87	27.78	28.01	28.39	29.19	32.83	81.36	61.68	55.82	56.32	65.37	61.67	60.96	64.04	66.45	67.69	65.00	58.81	52.08	31.75	30.80	48.03	56.94		
Minnesota Hub	19.62	13.86	16.83	17.01	18.19	18.61	23.14	25.36	26.84	16.08	39.01	45.87	50.50	50.63	49.77	49.62	53.44	48.35	44.00	41.36	38.25	35.09	29.16	26.32	33.20	40.21		
Wisconsin PS	28.35	26.10	23.42	23.79	24.82	25.29	27.10	28.32	28.33	-38.11	26.41	35.45	39.22	42.87	41.97	41.97	46.86	43.89	37.81	36.47	34.65	33.56	29.48	24.85	29.70	31.82		
Forecasted Load (GW)	71.7	69.2	65.4	64.0	64.6	67.7	71.6	76.3	80.5	85.1	89.3	92.6	95.1	96.9	98.1	98.1	97.4	95.8	93.2	89.8	87.7	84.6	79.0	72.6				
Forecast Error %	0.2%	-1.4%	0.3%	0.2%	-0.2%	-1.7%	-2.5%	-2.1%	-1.7%	-2.0%	-2.2%	-2.8%	-2.9%	-3.2%	-3.8%	-3.7%	-2.9%	-2.3%	-1.5%	-0.8%	-0.7%	0.4%	0.6%	1.5%				





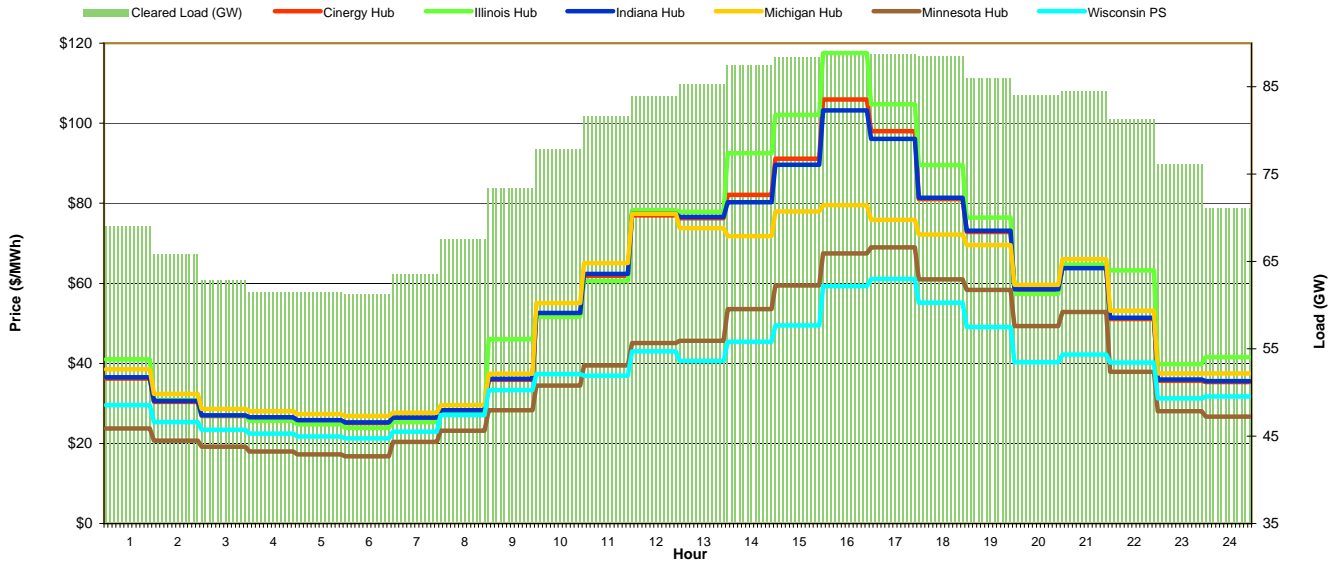
MISO Daily Report

Saturday July 23, 2011

Price	<=0	>=100	>=200
Forecast Error %	0-4.9%	5-9.9%	>=10%

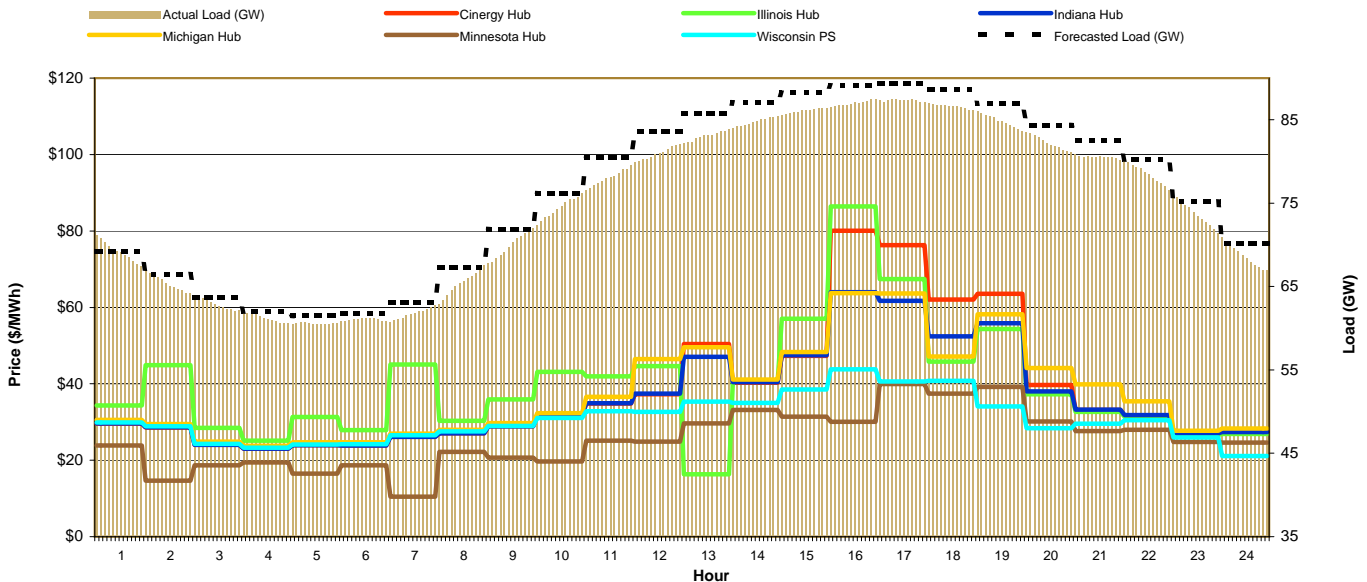
Day-Ahead Prices and Cleared Load

Hour Ending:																									Avg. Hr \$	
	1	2	3	4	5	6	7	8	9	10	11	12	13	14	15	16	17	18	19	20	21	22	23	24	All	On Pk
Cinergy Hub	36.25	30.34	26.84	26.35	25.59	25.07	26.28	28.14	35.89	52.20	61.91	76.99	76.23	82.08	91.14	105.96	98.00	81.09	72.82	58.18	64.09	51.08	35.63	35.32	54.31	66.96
Illinois Hub	41.05	30.84	27.06	25.68	24.81	23.91	25.33	27.71	46.06	51.61	60.57	78.28	77.84	92.52	102.09	117.55	104.72	89.54	76.45	57.44	64.69	63.20	39.79	41.60	57.93	71.88
Indiana Hub	36.53	30.58	27.06	26.56	25.79	25.28	26.48	28.33	36.13	52.62	62.35	77.40	76.59	80.27	89.61	103.22	96.07	81.37	73.14	58.50	63.83	51.37	36.00	35.59	54.19	66.68
Michigan Hub	38.55	32.35	28.63	28.05	27.34	26.83	27.68	29.56	37.44	55.07	65.05	77.40	73.82	71.82	77.95	79.55	75.84	72.23	69.58	59.62	66.01	53.13	37.51	37.46	52.02	62.60
Minnesota Hub	23.75	20.74	19.21	17.95	17.24	16.78	20.38	23.16	28.34	34.49	39.49	45.10	45.67	53.55	59.51	67.45	68.96	61.01	58.35	49.33	52.81	37.92	28.07	26.74	38.17	47.08
Wisconsin PS	29.55	25.31	23.43	22.49	21.73	21.23	22.96	27.10	33.31	37.36	36.93	43.05	40.65	45.43	49.52	59.36	61.06	55.19	49.11	40.31	42.18	40.20	31.24	31.76	37.10	43.25
Cleared Load (GW)	69.1	65.9	62.9	61.5	61.5	61.3	63.6	67.6	73.4	77.9	81.7	83.9	85.3	87.5	88.4	88.7	88.7	88.5	86.1	84.0	84.5	81.3	76.1	71.1		



Preliminary Real-Time Prices with Forecasted and Actual System Load

Hour Ending:																									Avg. Hr \$	
	1	2	3	4	5	6	7	8	9	10	11	12	13	14	15	16	17	18	19	20	21	22	23	24	All	On Pk
Cinergy Hub	29.58	28.59	24.01	23.01	23.91	23.85	26.10	27.02	28.89	31.73	34.83	37.30	50.43	40.27	47.32	80.04	76.27	62.07	63.55	39.66	33.13	31.68	26.91	27.33	38.23	44.44
Illinois Hub	34.34	44.85	28.46	25.11	31.34	27.91	45.04	30.30	35.94	43.16	41.96	44.63	16.31	40.52	57.00	86.38	67.45	45.83	54.35	37.27	32.64	31.39	26.67	26.91	39.82	43.24
Indiana Hub	29.66	28.66	24.06	23.03	23.92	23.86	26.10	27.03	28.92	31.78	34.95	37.46	47.03	40.44	47.49	63.94	61.70	52.38	55.84	38.00	33.27	31.81	27.01	27.42	36.07	41.19
Michigan Hub	30.55	29.50	24.89	23.82	24.70	24.68	26.96	28.01	29.69	32.32	36.62	46.50	49.61	41.12	48.33	63.75	63.65	47.12	58.18	44.10	39.89	35.40	27.75	28.33	37.73	43.25
Minnesota Hub	23.89	14.68	18.64	19.43	16.48	18.64	10.48	22.17	20.70	19.70	25.09	24.91	29.66	33.17	31.39	30.06	39.94	37.44	39.22	30.17	27.60	27.99	24.80	24.64	25.45	29.00
Wisconsin PS	29.87	28.91	24.30	23.27	24.11	24.20	26.56	27.57	28.95	31.08	32.79	32.66	35.38	35.02	38.52	43.80	40.60	40.77	34.05	28.42	29.54	30.51	25.93	21.07	30.74	33.47
Forecasted Load (GW)	69.2	66.5	63.7	62.0	61.5	61.8	63.1	67.3	71.9	76.2	80.5	83.6	85.7	87.1	88.2	89.1	89.3	88.7	86.9	84.3	82.5	80.2	75.2	70.2		
Forecast Error %	-0.1%	-1.6%	-1.3%	-1.3%	-1.5%	-1.2%	-3.0%	-2.8%	-2.4%	-3.1%	-3.3%	-3.2%	-2.8%	-2.5%	-2.4%	-2.3%	-2.4%	-2.4%	-2.5%	-2.4%	-2.2%	-1.9%	-2.2%			





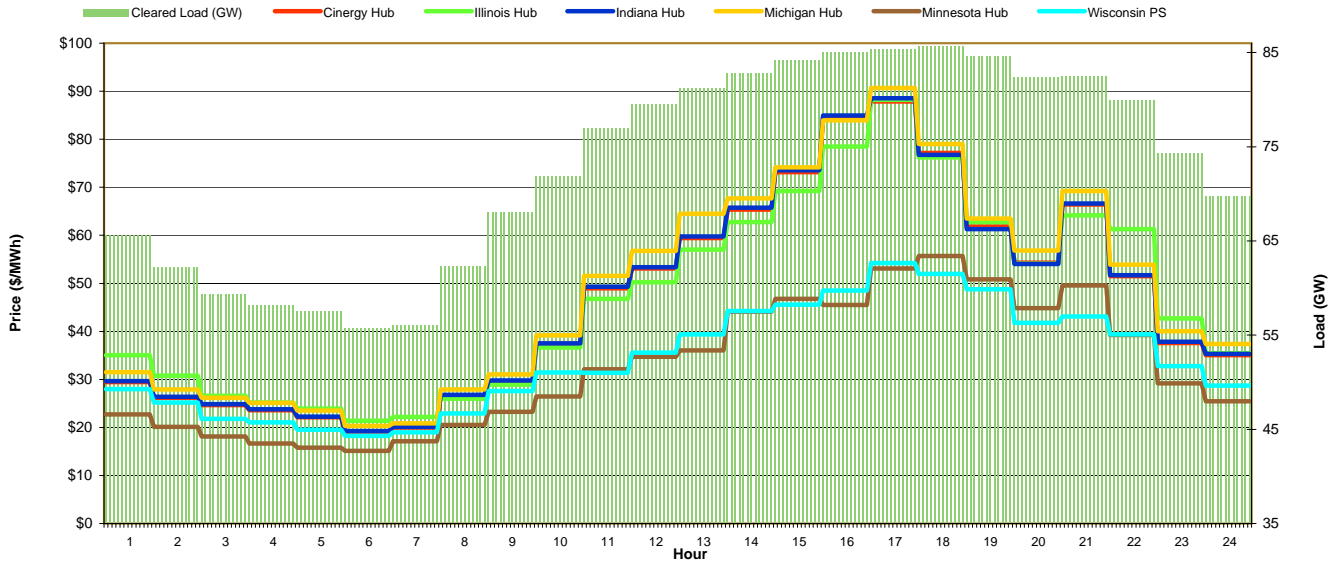
MISO Daily Report

Sunday July 24, 2011

Price	<=0	>=100	>=200
Forecast Error %	0-4.9%	5-9.9%	>=10%

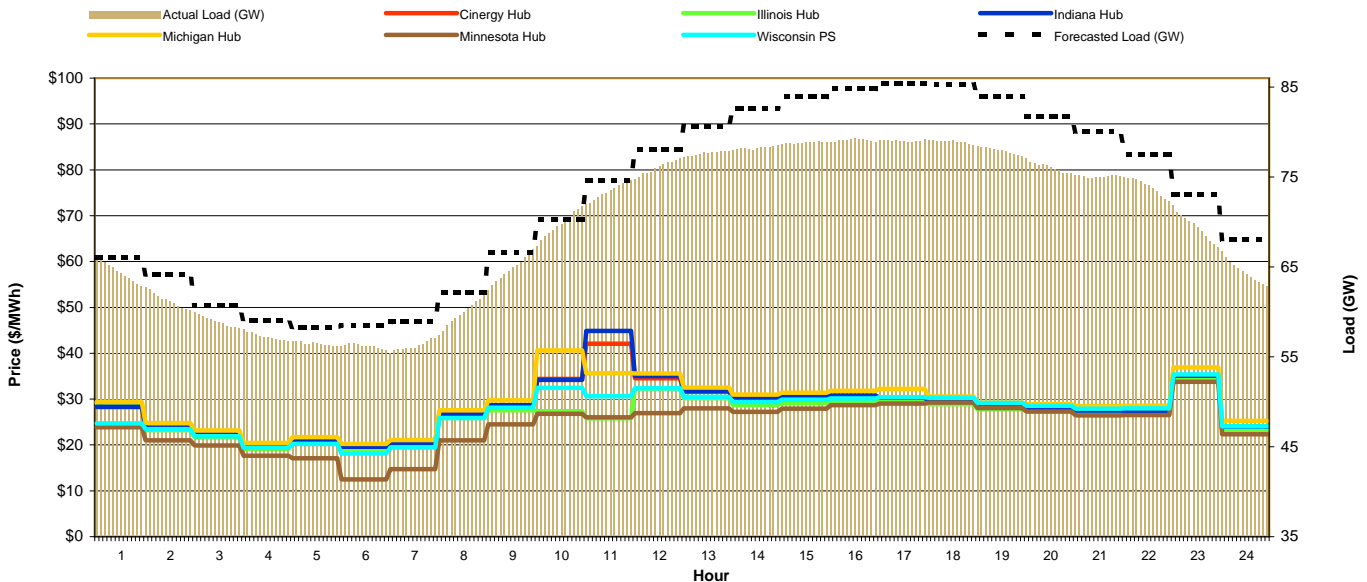
Day-Ahead Prices and Cleared Load

Hour Ending:																									Avg. Hr \$	
	1	2	3	4	5	6	7	8	9	10	11	12	13	14	15	16	17	18	19	20	21	22	23	24	All	On Pk
Cinergy Hub	29.45	26.17	24.64	23.61	22.11	19.12	19.97	26.61	29.59	37.31	48.97	53.12	59.40	65.34	73.13	84.52	87.88	77.18	61.85	54.33	66.39	51.53	37.58	35.07	46.45	57.17
Illinois Hub	35.01	30.75	26.55	25.20	23.89	21.37	22.20	25.97	28.91	36.67	46.75	50.24	57.05	62.79	69.19	78.45	88.22	76.23	62.74	54.08	64.14	61.28	42.73	35.44	46.91	56.59
Indiana Hub	29.67	26.37	24.82	23.79	22.28	19.27	20.09	26.78	29.77	37.54	49.27	53.34	59.74	65.77	73.53	84.93	88.51	76.76	61.29	54.00	66.63	51.71	37.87	35.34	46.63	57.34
Michigan Hub	31.49	27.94	26.17	25.11	23.54	20.30	20.85	27.91	31.04	39.18	51.54	56.75	64.52	67.72	74.18	83.92	90.68	79.00	63.49	56.86	69.25	53.90	40.02	37.35	48.45	59.37
Minnesota Hub	22.75	20.14	18.10	16.63	15.76	15.11	17.14	20.50	23.22	26.48	32.09	34.74	36.02	44.09	46.80	45.49	53.08	55.72	50.82	44.86	49.58	39.25	29.21	25.48	32.63	39.50
Wisconsin PS	27.97	25.19	21.77	21.03	19.51	18.25	18.97	22.95	27.58	31.43	31.39	35.57	39.40	44.25	45.59	48.48	54.20	51.96	48.79	41.79	43.12	39.41	32.79	28.71	34.17	39.92
Cleared Load (GW)	65.6	62.2	59.3	58.2	57.6	55.8	56.1	62.4	68.0	71.9	77.0	79.5	81.2	82.9	84.3	85.0	85.3	85.7	84.7	82.4	82.5	80.0	74.3	7.0		



Preliminary Real-Time Prices with Forecasted and Actual System Load

Hour Ending:																									Avg. Hr \$	
	1	2	3	4	5	6	7	8	9	10	11	12	13	14	15	16	17	18	19	20	21	22	23	24	All	On Pk
Cinergy Hub	28.24	23.74	22.20	19.65	20.93	19.59	20.43	26.62	28.60	34.38	42.06	34.54	31.59	29.94	30.28	30.58	30.13	29.41	28.20	27.79	27.32	27.25	34.88	23.87	28.01	30.85
Illinois Hub	29.11	23.26	21.72	19.16	20.40	19.13	20.00	25.89	27.57	27.38	25.84	32.29	30.22	28.77	29.13	29.56	29.38	28.89	27.77	27.34	26.78	26.72	34.12	23.31	26.41	28.60
Indiana Hub	28.35	23.81	22.25	19.69	20.97	19.62	20.46	26.66	28.66	34.22	44.88	35.00	31.75	30.12	30.47	30.77	30.32	29.58	28.34	27.93	27.47	27.40	35.07	23.98	28.24	31.17
Michigan Hub	29.35	24.80	23.18	20.45	21.72	20.22	21.07	27.55	29.75	40.58	35.69	35.58	32.50	30.97	31.40	31.80	32.25	30.56	29.26	28.89	28.50	28.56	36.91	25.28	29.03	31.92
Minnesota Hub	23.84	21.03	19.87	17.69	17.10	12.51	14.71	20.97	24.48	26.80	26.05	26.95	28.00	27.21	27.90	28.68	29.01	29.27	28.02	27.26	26.46	26.50	33.78	22.35	24.44	27.33
Wisconsin PS	24.69	23.45	21.94	19.37	20.22	18.14	19.45	25.90	28.14	32.43	30.64	32.36	30.49	29.36	29.90	30.13	30.46	30.29	29.15	28.55	27.95	27.95	35.39	24.11	27.10	29.94
Forecasted Load (GW)	66.1	64.1	60.7	59.1	58.2	58.5	58.9	62.1	66.6	70.3	74.6	78.1	80.7	82.6	84.0	84.8	85.4	85.3	83.9	81.7	80.1	77.5	73.0	68.1		
Forecast Error %	-2.5%	-4.6%	-2.9%	-3.2%	-3.1%	-4.2%	-4.8%	-3.9%	-2.8%	-0.8%	-1.7%	-2.8%	-3.9%	-5.6%	-6.5%	-7.3%	-8.1%	-8.0%	-7.7%	-7.3%	-6.6%	-4.9%	-5.1%	-5.6%		





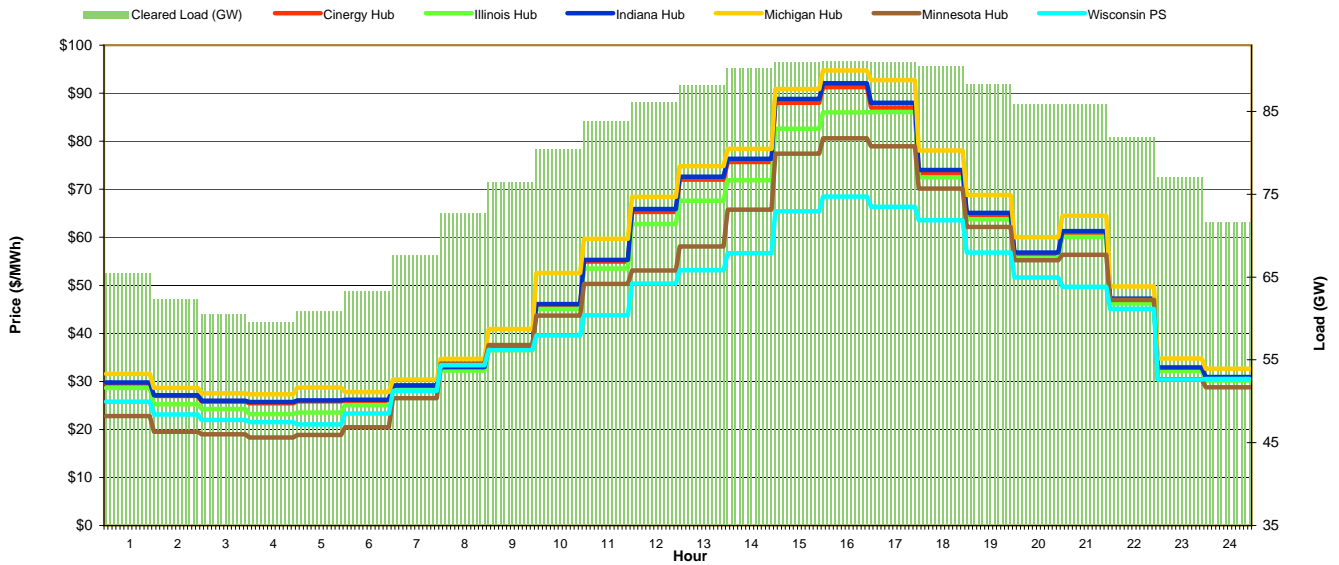
MISO Daily Report

Monday July 25, 2011

Price	<=0	>=100	>=200
Forecast Error %	0-4.9%	5-9.9%	>=10%

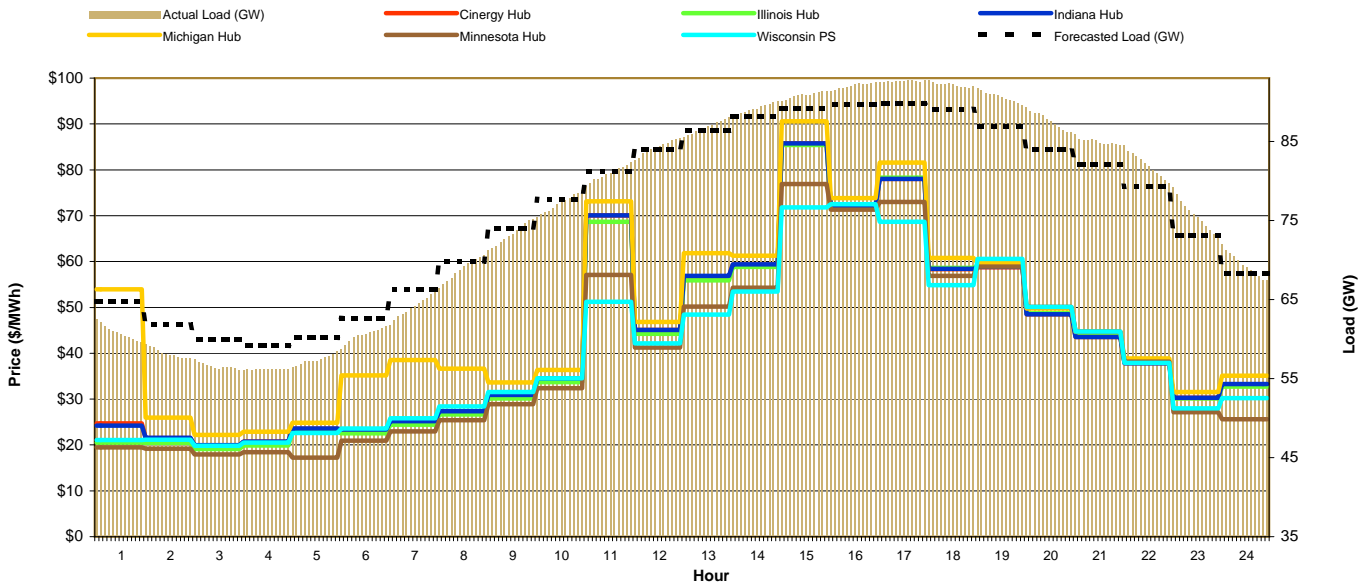
Day-Ahead Prices and Cleared Load

Hour Ending:																									Avg. Hr \$	
	1	2	3	4	5	6	7	8	9	10	11	12	13	14	15	16	17	18	19	20	21	22	23	24	All	On Pk
Cinergy Hub	29.57	26.95	25.77	25.48	25.83	25.98	28.98	32.65	37.04	45.77	54.95	65.32	72.00	75.68	88.00	91.29	87.00	73.25	64.63	56.46	60.85	46.96	32.69	30.67	50.16	61.53
Illinois Hub	28.62	25.28	24.27	23.16	23.54	25.06	28.21	32.26	36.52	45.12	53.49	62.79	67.65	71.91	82.61	86.00	86.07	72.47	63.73	55.70	60.07	46.22	32.20	30.21	48.47	59.68
Indiana Hub	29.81	27.09	25.95	25.70	26.05	26.19	29.15	32.98	37.29	46.09	55.28	65.91	72.61	76.34	88.82	92.10	87.98	74.03	65.06	56.84	61.27	47.23	32.94	30.91	50.57	62.05
Michigan Hub	31.57	28.68	27.49	27.31	28.70	27.80	30.35	34.73	40.91	52.54	59.67	68.45	74.82	78.39	90.88	94.73	92.73	78.11	68.85	60.01	64.46	49.74	34.76	32.62	53.26	65.24
Minnesota Hub	22.80	19.54	18.97	18.35	18.83	20.47	26.54	33.74	37.55	43.72	50.29	53.09	58.12	65.78	77.40	80.63	78.94	70.17	62.13	55.26	56.37	46.94	30.46	28.75	44.79	56.29
Wisconsin PS	25.76	23.14	22.01	21.53	21.06	23.31	28.03	33.37	36.56	39.59	43.77	50.37	53.17	56.72	65.42	68.46	66.39	63.58	56.82	51.66	49.67	45.12	30.39	30.54	41.93	50.69
Cleared Load (GW)	65.4	62.4	60.5	59.6	60.9	63.4	67.6	72.7	76.6	80.5	83.8	86.2	88.2	90.2	90.9	91.1	90.9	90.5	88.3	85.9	85.9	81.9	77.1	7.2		



Preliminary Real-Time Prices with Forecasted and Actual System Load

Hour Ending:																									Avg. Hr \$	
	1	2	3	4	5	6	7	8	9	10	11	12	13	14	15	16	17	18	19	20	21	22	23	24	All	On Pk
Cinergy Hub	24.69	21.52	19.91	20.73	23.53	23.37	25.18	27.33	30.91	34.50	40.06	45.06	56.75	59.35	85.73	72.15	78.01	58.34	58.78	48.49	43.55	37.82	30.27	33.24	42.89	52.32
Illinois Hub	20.50	20.47	19.13	19.89	22.82	22.53	24.39	26.63	30.18	33.72	68.68	44.27	55.87	58.80	85.40	72.21	78.28	58.63	59.08	48.70	43.79	38.01	30.14	32.75	42.29	52.02
Indiana Hub	24.20	21.53	19.94	20.75	23.57	23.41	25.21	27.33	30.92	34.53	70.08	45.09	56.85	59.40	85.74	72.15	78.04	58.38	58.85	48.52	43.55	37.84	30.31	33.29	42.90	52.35
Michigan Hub	53.96	25.94	22.17	22.91	24.82	35.16	38.52	36.65	33.62	36.34	73.10	46.83	61.83	61.30	90.57	73.86	81.60	60.76	59.66	49.73	44.67	38.87	31.52	35.10	47.48	55.06
Minnesota Hub	19.46	19.19	17.96	18.44	17.22	20.96	22.99	25.40	28.89	32.39	57.10	41.24	50.15	54.31	76.88	71.34	73.00	56.84	58.88	50.11	44.74	38.14	27.16	25.62	39.52	49.16
Wisconsin PS	21.09	21.16	19.83	20.54	22.61	23.57	25.79	28.42	31.56	34.51	51.20	42.16	48.43	53.48	71.82	72.48	68.65	54.87	60.54	50.12	44.77	37.91	27.98	30.23	40.15	48.68
Forecasted Load (GW)	64.7	61.8	59.9	59.2	60.1	62.7	66.2	69.8	74.0	77.7	81.1	83.9	86.3	88.2	89.1	89.6	89.8	89.1	86.9	83.9	82.0	79.3	73.0	68.3		
Forecast Error %	-6.4%	-6.1%	-5.9%	-5.4%	-4.9%	-3.6%	-3.4%	-1.5%	-1.0%	-0.8%	0.3%	0.5%	1.1%	1.9%	2.6%	3.1%	3.4%	4.1%	4.2%	3.5%	3.4%	3.5%	1.7%			





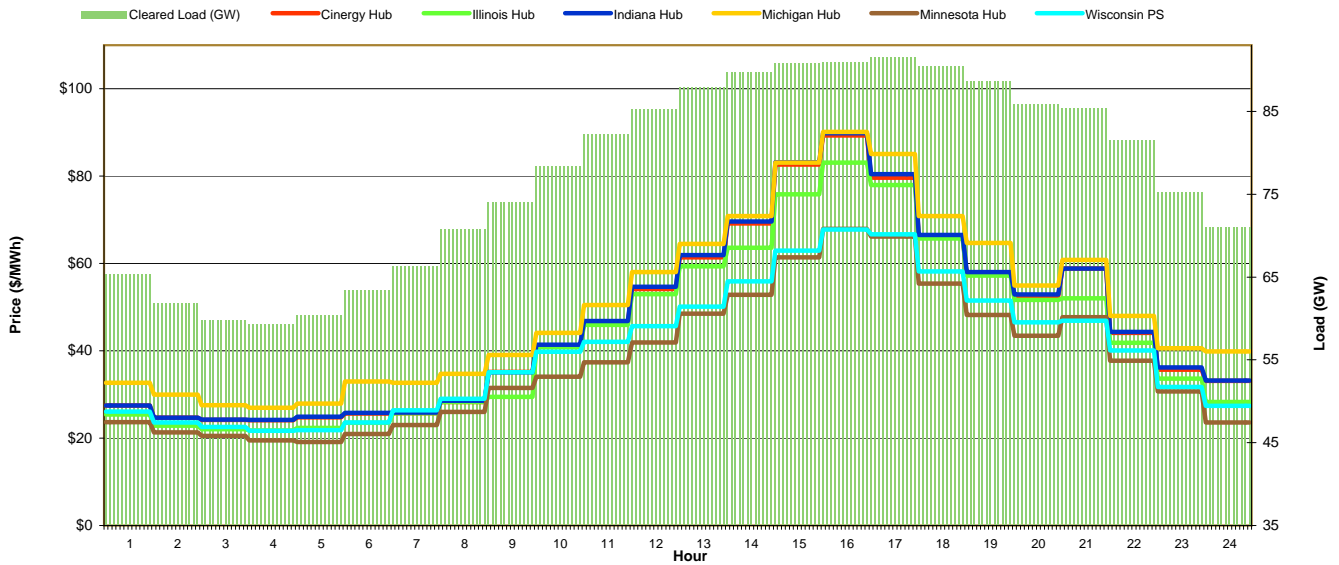
MISO Daily Report

Tuesday July 26, 2011

Price	<=0	>=100	>=200
Forecast Error %	0-4.9%	5-9.9%	>=10%

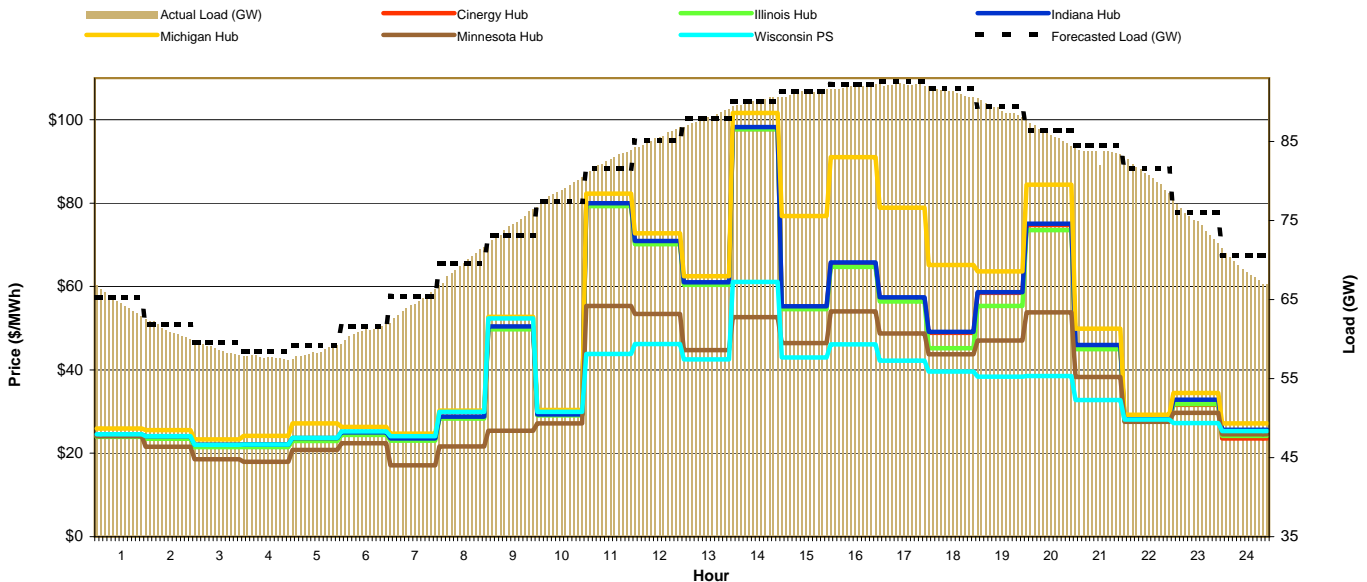
Day-Ahead Prices and Cleared Load

Hour Ending:																									Avg. Hr \$	
	1	2	3	4	5	6	7	8	9	10	11	12	13	14	15	16	17	18	19	20	21	22	23	24	All	On Pk
Cinergy Hub	27.49	24.73	24.22	24.13	24.79	25.67	25.75	28.29	35.15	41.20	46.43	54.16	61.38	69.15	82.69	89.36	79.66	66.12	57.60	52.57	58.88	44.10	35.72	33.13	46.35	56.40
Illinois Hub	25.40	22.87	22.09	21.73	22.32	23.52	25.72	28.31	29.48	40.82	45.98	53.02	59.33	63.59	75.84	83.10	78.01	65.75	57.26	51.64	52.06	41.86	33.65	28.32	43.82	53.73
Indiana Hub	27.50	24.72	24.27	24.19	24.89	25.77	25.90	28.56	35.13	41.44	46.82	54.66	61.95	69.60	83.21	89.88	80.49	66.56	58.01	52.90	58.84	44.36	36.22	33.23	46.63	56.79
Michigan Hub	32.66	29.99	27.56	26.97	27.89	32.97	32.65	34.72	39.05	44.13	50.46	58.05	64.52	70.86	83.10	90.15	85.06	70.83	64.72	54.99	60.80	47.97	40.60	39.85	50.44	60.00
Minnesota Hub	23.66	21.33	20.53	19.48	19.14	20.97	23.01	25.99	31.49	34.11	37.35	41.94	48.54	52.84	61.42	67.97	66.16	55.42	48.22	43.43	47.73	37.77	30.73	23.58	37.62	45.69
Wisconsin PS	26.06	23.60	22.55	21.69	21.81	23.58	26.42	29.04	35.09	39.79	42.07	45.66	50.11	55.93	62.94	67.82	66.68	58.20	51.54	46.56	46.90	40.08	31.71	27.38	40.13	48.13
Cleared Load (GW)	65.3	61.9	59.8	59.3	60.4	63.4	66.4	70.8	74.1	78.5	82.2	85.3	88.0	89.8	90.9	91.0	91.5	90.5	88.7	85.8	85.4	81.5	75.3	7.1		



Preliminary Real-Time Prices with Forecasted and Actual System Load

Hour Ending:																									Avg. Hr \$	
	1	2	3	4	5	6	7	8	9	10	11	12	13	14	15	16	17	18	19	20	21	22	23	24	All	On Pk
Cinergy Hub	24.25	24.05	22.02	22.10	23.62	25.01	23.52	28.74	50.26	29.28	79.71	70.63	60.78	97.83	55.00	65.45	57.17	48.89	58.46	74.80	45.79	27.94	31.66	23.60	44.61	55.15
Illinois Hub	23.93	23.52	21.47	21.49	22.99	24.39	23.02	28.34	49.71	29.09	79.33	70.18	60.45	97.72	54.61	64.70	56.40	45.23	55.35	73.56	45.02	27.69	31.78	24.18	43.92	54.32
Indiana Hub	24.49	24.11	22.06	22.13	23.65	25.04	23.55	28.78	50.41	29.36	79.96	70.90	61.03	98.22	55.27	65.75	57.45	49.16	58.68	75.05	45.96	28.16	32.88	25.64	44.90	55.44
Michigan Hub	25.95	25.54	23.31	24.15	27.19	26.30	24.74	30.25	52.75	30.38	82.28	72.78	62.50	101.63	76.91	91.02	78.90	65.14	63.61	84.46	49.89	29.28	34.44	27.18	50.44	62.89
Minnesota Hub	24.10	21.60	18.54	17.99	20.82	22.38	17.12	21.64	25.39	27.21	55.33	53.46	44.73	52.67	46.44	54.06	48.78	43.73	47.03	53.79	38.27	27.59	29.71	24.57	34.87	41.86
Wisconsin PS	24.57	24.14	22.07	22.10	23.71	25.23	24.12	29.93	52.34	29.98	43.83	46.20	42.51	61.08	43.02	46.14	42.19	39.61	38.37	38.52	32.77	28.09	27.25	25.35	34.71	40.11
Forecasted Load (GW)	65.2	61.8	59.5	58.5	59.2	61.6	65.4	69.5	73.1	77.3	81.5	85.1	87.9	90.0	91.3	92.2	92.5	91.6	89.4	86.4	84.5	81.5	76.0	70.6		
Forecast Error %	-0.7%	-1.0%	-1.3%	-1.4%	-1.5%	-1.2%	-1.8%	-0.2%	1.6%	1.7%	1.2%	0.4%	0.1%	0.1%	-0.1%	-0.3%	-0.4%	-0.5%	-0.3%	-0.4%	-1.0%	-0.8%	-1.4%	-2.4%		





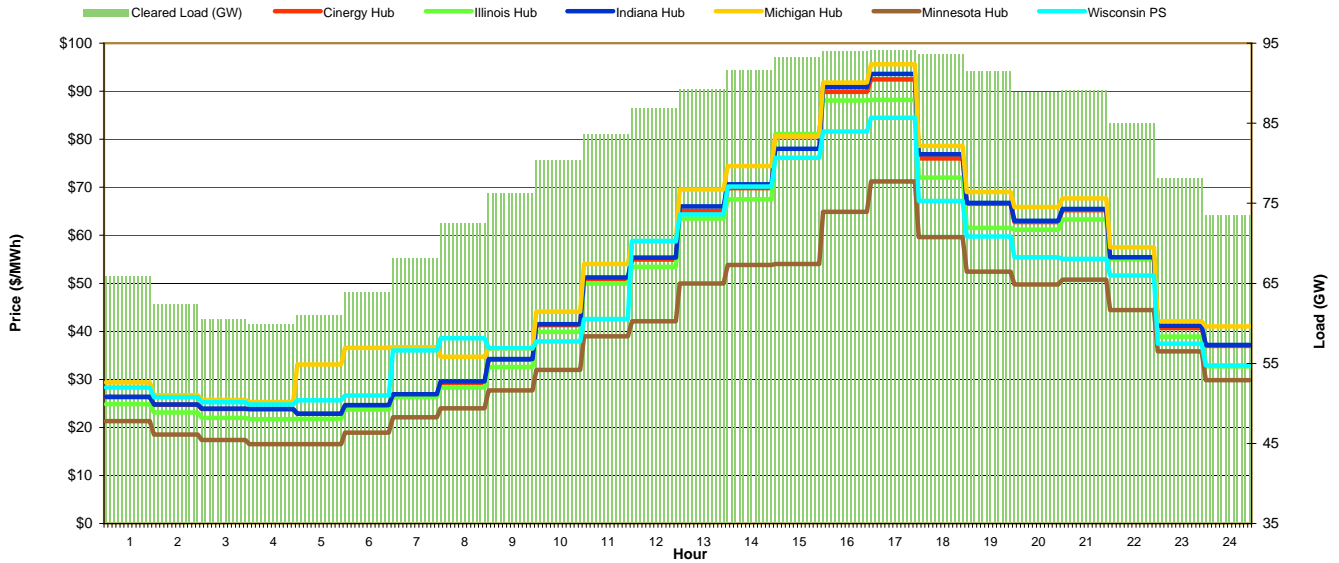
MISO Daily Report

Wednesday July 27, 2011

Price	<=0	>=100	>=200
Forecast Error %	0-4.9%	5-9.9%	>=10%

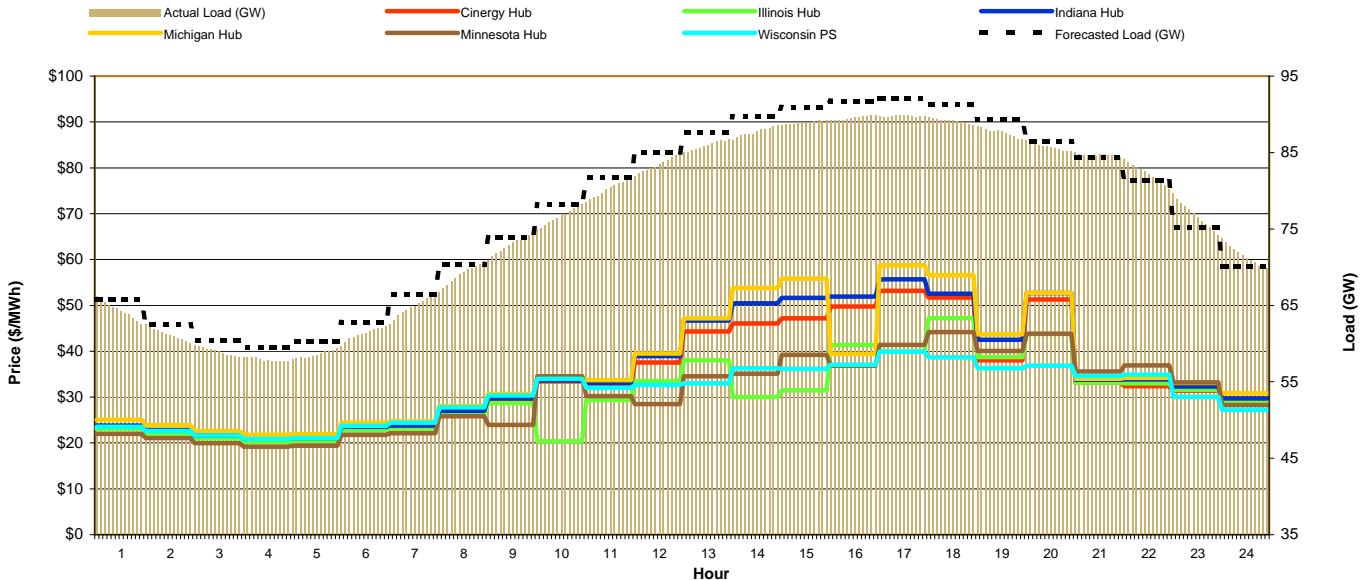
Day-Ahead Prices and Cleared Load

Hour Ending:																									Avg. Hr \$	
	1	2	3	4	5	6	7	8	9	10	11	12	13	14	15	16	17	18	19	20	21	22	23	24	All	On Pk
Cinergy Hub	26.32	24.71	23.88	23.76	22.83	24.54	26.72	29.33	34.10	41.31	50.93	54.95	65.10	69.85	80.70	89.86	92.44	76.01	66.58	62.78	65.19	55.10	40.72	36.99	49.36	60.93
Illinois Hub	24.88	23.12	21.96	21.72	21.80	23.72	26.32	28.30	32.57	39.92	49.99	53.43	63.50	67.50	81.07	88.05	88.20	72.01	61.56	61.14	63.27	55.08	38.89	32.68	47.53	59.03
Indiana Hub	26.36	24.77	23.95	23.84	22.86	24.63	26.89	29.59	34.23	41.51	51.23	55.38	66.00	70.62	78.03	90.90	93.61	76.87	66.77	63.04	65.46	55.42	41.18	37.17	49.60	61.24
Michigan Hub	29.39	26.69	25.70	25.34	33.08	36.60	36.74	34.74	36.46	44.09	54.02	58.74	69.55	74.40	80.60	91.78	95.61	78.60	68.99	65.89	67.71	57.52	42.09	41.03	53.14	63.80
Minnesota Hub	21.30	18.50	17.42	16.51	16.50	18.91	22.09	24.00	27.74	31.99	38.97	42.11	50.00	53.82	54.00	64.87	71.19	59.66	52.40	49.78	50.79	44.41	35.83	29.87	38.03	46.97
Wisconsin PS	28.34	26.30	25.23	24.80	25.67	26.66	36.01	38.56	36.54	37.93	42.55	58.82	64.37	70.15	76.13	81.61	84.48	67.14	59.78	55.46	55.07	51.61	37.46	32.93	47.65	57.35
Cleared Load (GW)	65.9	62.5	60.5	59.9	61.1	63.9	68.1	72.5	76.3	80.4	83.7	86.9	89.2	91.6	93.3	94.0	94.2	93.6	91.5	88.9	89.2	85.0	78.2	7.4		



Preliminary Real-Time Prices with Forecasted and Actual System Load

Hour Ending:																									Avg. Hr \$	
	1	2	3	4	5	6	7	8	9	10	11	12	13	14	15	16	17	18	19	20	21	22	23	24	All	On Pk
Cinergy Hub	23.57	22.67	21.55	20.82	20.99	23.42	23.71	26.94	29.61	33.45	32.62	37.51	44.31	46.05	47.15	49.79	53.18	51.69	38.06	51.26	33.18	32.38	31.39	28.81	34.34	39.91
Illinois Hub	23.02	22.08	20.98	20.27	20.42	22.77	23.16	26.22	28.67	20.41	29.40	33.53	38.05	29.98	31.46	41.36	39.95	47.21	38.71	43.73	33.18	33.00	31.59	28.72	30.33	34.15
Indiana Hub	23.79	22.80	21.65	20.92	21.08	23.51	23.80	27.02	29.74	33.65	33.09	38.92	46.72	50.48	51.64	51.91	55.67	52.58	42.51	52.69	33.80	33.82	32.32	29.71	35.58	41.66
Michigan Hub	25.04	23.89	22.64	21.79	21.94	24.45	24.71	28.05	30.71	34.52	33.73	39.53	47.18	53.81	55.82	39.42	58.76	56.57	43.71	52.77	33.97	34.17	33.07	30.81	36.29	42.24
Minnesota Hub	21.97	21.04	19.93	19.22	19.38	21.75	22.13	25.79	23.92	34.56	30.24	28.49	34.56	35.10	39.25	36.88	41.39	44.15	40.03	43.85	35.60	36.92	33.20	28.29	30.74	35.25
Wisconsin PS	23.52	22.64	21.62	20.88	21.10	23.74	24.42	27.74	30.36	33.98	32.03	32.64	32.98	36.30	36.17	37.08	39.95	38.63	36.29	36.84	34.65	34.90	30.09	27.21	30.66	34.41
Forecasted Load (GW)	65.7	62.4	60.4	59.5	60.3	62.8	66.4	70.3	73.9	78.2	81.7	85.0	87.6	89.7	90.9	91.7	92.1	91.3	89.3	86.5	84.3	81.3	75.2	70.1		
Forecast Error %	-2.0%	-2.0%	-2.3%	-2.7%	-2.9%	-2.5%	-2.6%	-1.9%	-1.4%	-2.1%	-1.9%	-2.1%	-2.3%	-2.2%	-2.5%	-2.6%	-2.4%	-1.9%	-0.8%	0.4%	1.2%	2.1%	2.1%			





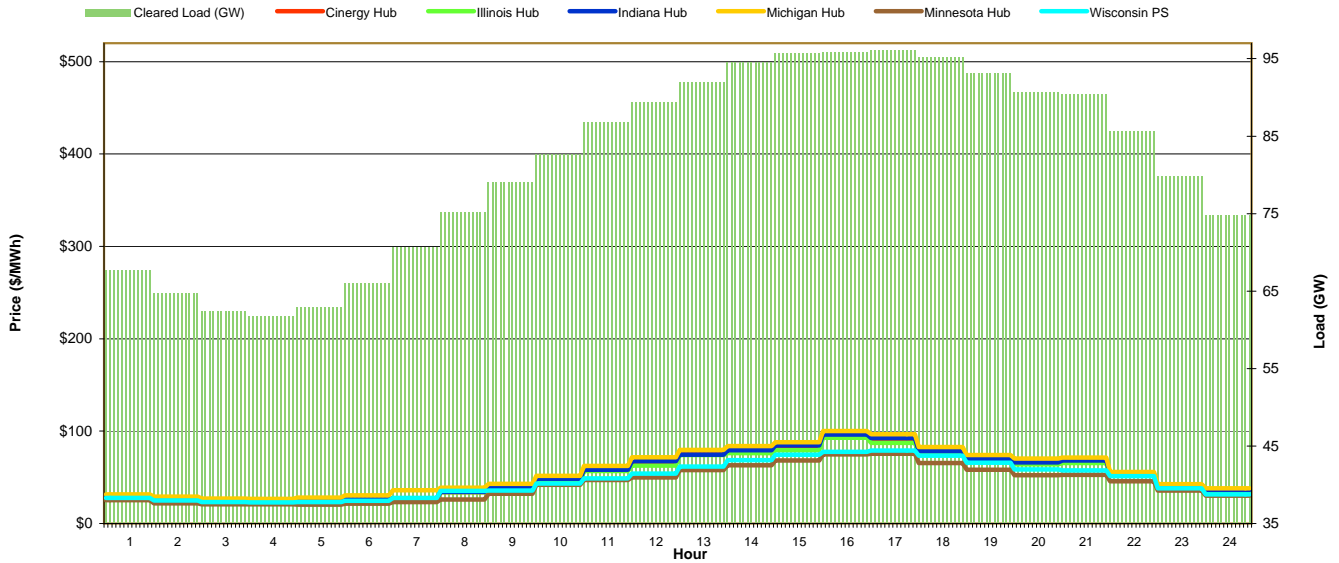
MISO Daily Report

Thursday July 28, 2011

Price	<=0	>=100	>=200
Forecast Error %	0-4.9%	5-9.9%	>=10%

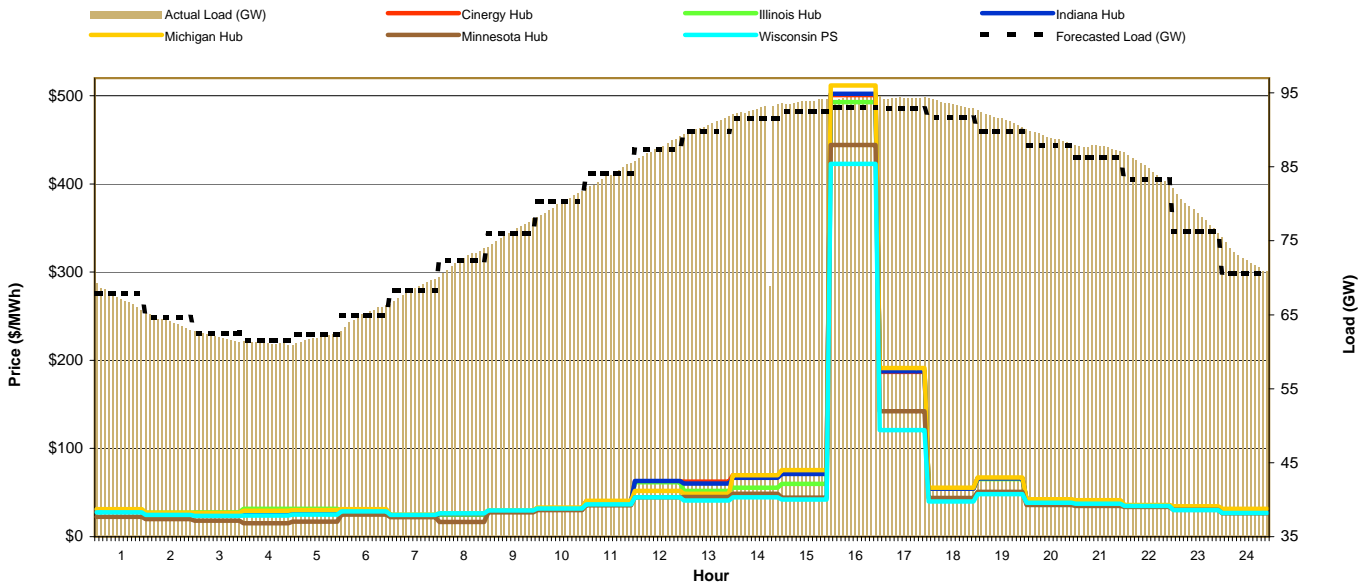
Day-Ahead Prices and Cleared Load

Hour Ending:																									Avg. Hr \$	
	1	2	3	4	5	6	7	8	9	10	11	12	13	14	15	16	17	18	19	20	21	22	23	24	All	On Pk
Cinergy Hub	29.39	26.31	25.03	24.67	24.76	25.78	27.43	34.06	39.33	48.25	57.76	66.00	74.74	80.35	82.75	94.63	91.38	77.33	69.30	65.49	67.35	52.70	40.69	35.92	52.56	65.13
Illinois Hub	27.24	24.38	23.00	22.39	22.54	23.67	26.99	34.04	39.32	44.57	56.88	62.87	74.15	76.06	79.20	92.83	87.45	75.69	66.98	63.93	65.45	51.98	39.07	33.19	50.58	63.15
Indiana Hub	29.59	26.38	25.11	24.74	24.81	25.85	27.53	34.26	39.57	48.55	58.20	67.49	74.52	79.30	84.45	96.42	92.59	78.44	69.66	66.14	68.41	53.69	41.40	36.32	53.06	65.82
Michigan Hub	31.46	28.94	26.86	26.76	28.13	30.48	36.08	38.83	42.99	51.49	62.51	71.70	79.58	83.79	88.13	100.04	96.70	82.84	74.03	70.30	71.49	55.82	42.51	38.19	56.65	69.55
Minnesota Hub	25.21	21.82	20.93	20.62	20.60	21.35	23.29	25.88	32.29	41.85	47.18	49.87	57.75	63.07	68.22	74.86	75.37	65.46	58.06	52.24	52.75	45.79	35.83	30.08	42.93	52.90
Wisconsin PS	27.61	24.97	23.35	22.83	23.21	24.55	27.75	35.40	35.55	43.37	48.83	53.97	61.70	68.64	74.48	77.47	79.09	73.41	65.74	58.64	57.59	51.11	38.07	31.61	47.04	57.69
Cleared Load (GW)	67.7	64.8	62.5	61.8	63.0	66.0	70.7	75.3	79.1	82.7	86.9	89.4	92.0	94.5	95.7	95.9	96.2	95.2	93.2	90.7	90.5	85.7	79.9	7.5		



Preliminary Real-Time Prices with Forecasted and Actual System Load

Hour Ending:																									Avg. Hr \$	
	1	2	3	4	5	6	7	8	9	10	11	12	13	14	15	16	17	18	19	20	21	22	23	24	All	On Pk
Cinergy Hub	28.61	25.77	25.44	27.93	28.26	29.42	23.95	25.51	28.74	31.81	39.75	62.80	62.45	69.50	74.08	500.79	186.99	54.35	66.02	41.66	40.45	35.05	33.15	30.06	65.52	84.57
Illinois Hub	30.86	27.29	27.45	31.59	31.45	29.93	23.64	25.20	28.31	31.26	39.07	61.72	51.83	55.47	59.90	492.75	188.42	54.87	65.36	41.23	39.98	34.66	32.73	29.46	63.93	81.42
Indiana Hub	29.61	26.11	25.54	28.03	28.37	29.55	24.04	25.60	28.87	32.02	39.98	63.08	60.37	66.64	71.18	502.32	187.70	54.53	66.20	41.76	40.55	35.16	33.30	30.21	65.45	84.33
Michigan Hub	31.06	27.35	26.83	29.55	29.97	31.12	25.12	26.60	29.87	32.89	40.75	51.88	48.64	69.52	75.42	511.60	191.24	55.41	67.06	42.50	41.47	36.08	34.41	31.59	66.16	84.71
Minnesota Hub	22.37	20.13	17.97	15.41	17.06	24.89	22.09	16.85	27.66	29.99	35.71	44.47	45.04	48.67	44.33	444.32	142.26	43.77	50.90	35.92	34.86	33.88	30.50	26.62	53.15	69.32
Wisconsin PS	27.52	24.56	23.41	24.06	25.02	28.75	24.66	26.57	29.66	32.07	36.51	44.80	41.03	44.73	42.25	422.72	121.00	39.77	48.24	38.31	37.46	34.70	30.15	26.79	53.11	66.87
Forecasted Load (GW)	67.8	64.7	62.5	61.6	62.4	64.9	68.3	72.4	75.9	80.3	84.1	87.3	89.7	91.6	92.5	93.0	92.9	91.6	89.8	87.8	86.2	83.3	76.3	70.6		
Forecast Error %	-0.7%	-0.9%	-0.7%	-0.6%	-0.9%	0.1%	0.1%	-0.1%	0.3%	-0.4%	-0.4%	0.2%	1.0%	-0.9%	1.4%	1.3%	1.4%	2.0%	1.9%	1.4%	1.6%	1.9%	3.4%	3.0%		





MISO Daily Report

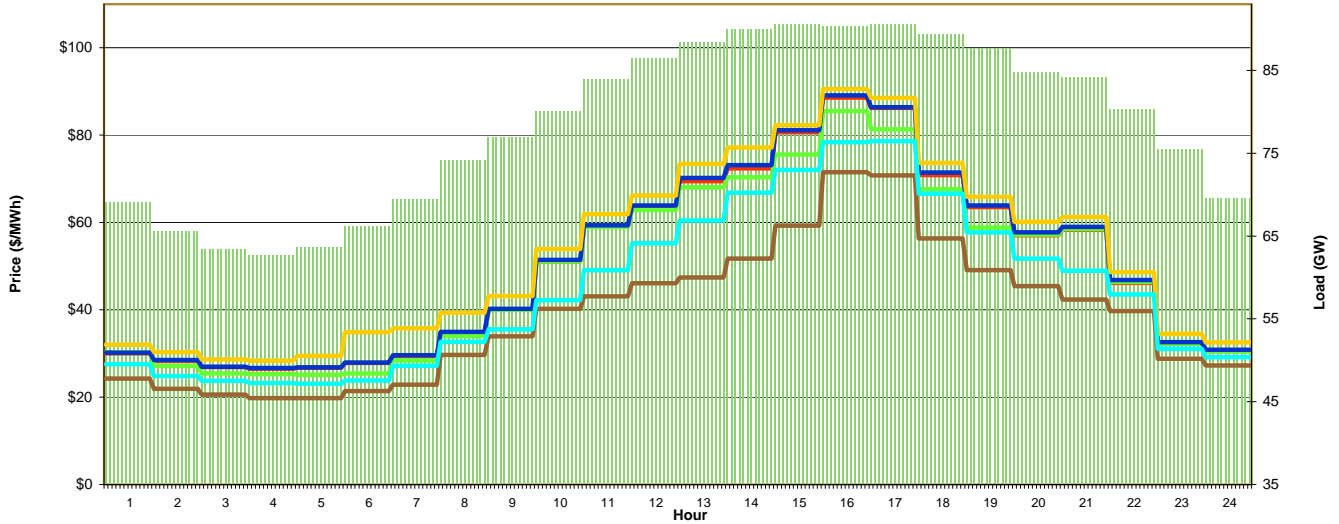
Friday July 29, 2011

Price	<=0	>=100	>=200
Forecast Error %	0-4.9%	5-9.9%	>=10%

Day-Ahead Prices and Cleared Load

Hour Ending:	1	2	3	4	5	6	7	8	9	10	11	12	13	14	15	16	17	18	19	20	21	22	23	24	Avg. Hr \$	
																									All	On Pk
Cinergy Hub	30.02	28.36	26.87	26.56	26.73	27.87	29.38	34.76	40.02	51.09	59.04	63.17	69.49	72.40	80.71	88.58	86.23	70.90	63.57	57.09	58.32	46.17	32.34	30.57	50.01	60.87
Illinois Hub	30.27	27.22	25.44	25.25	25.12	25.45	28.44	34.04	39.99	51.08	59.03	62.87	68.05	70.38	75.59	85.53	81.36	67.65	58.85	57.22	58.48	46.38	32.23	30.45	48.60	59.30
Indiana Hub	30.22	28.49	26.98	26.65	26.80	27.95	29.64	34.96	40.25	51.41	59.39	63.89	70.17	73.13	81.11	89.14	86.39	71.44	63.90	57.75	59.01	46.81	32.64	30.84	50.37	61.34
Michigan Hub	32.06	30.31	28.66	28.34	29.49	34.90	35.76	39.32	43.17	53.94	61.91	66.16	73.45	77.17	82.28	90.56	88.52	73.67	65.87	60.15	61.29	48.67	34.49	32.57	53.03	63.79
Minnesota Hub	24.23	21.90	20.58	19.80	19.80	21.37	22.83	29.71	33.92	40.23	43.10	46.06	47.41	51.74	59.32	71.51	70.79	56.37	49.07	45.44	42.38	39.69	28.83	27.23	38.89	47.22
Wisconsin PS	27.57	24.86	23.76	23.22	23.08	23.80	27.21	32.71	35.55	42.24	49.11	55.27	60.49	66.86	72.01	78.41	78.63	66.64	57.74	51.73	48.98	43.54	31.08	29.15	44.73	54.44
Cleared Load (GW)	69.1	65.6	63.4	62.7	63.6	66.3	69.5	74.2	76.9	80.1	83.9	86.5	88.4	90.1	90.6	90.4	90.6	89.4	87.7	84.8	84.2	80.3	75.6	7.0		

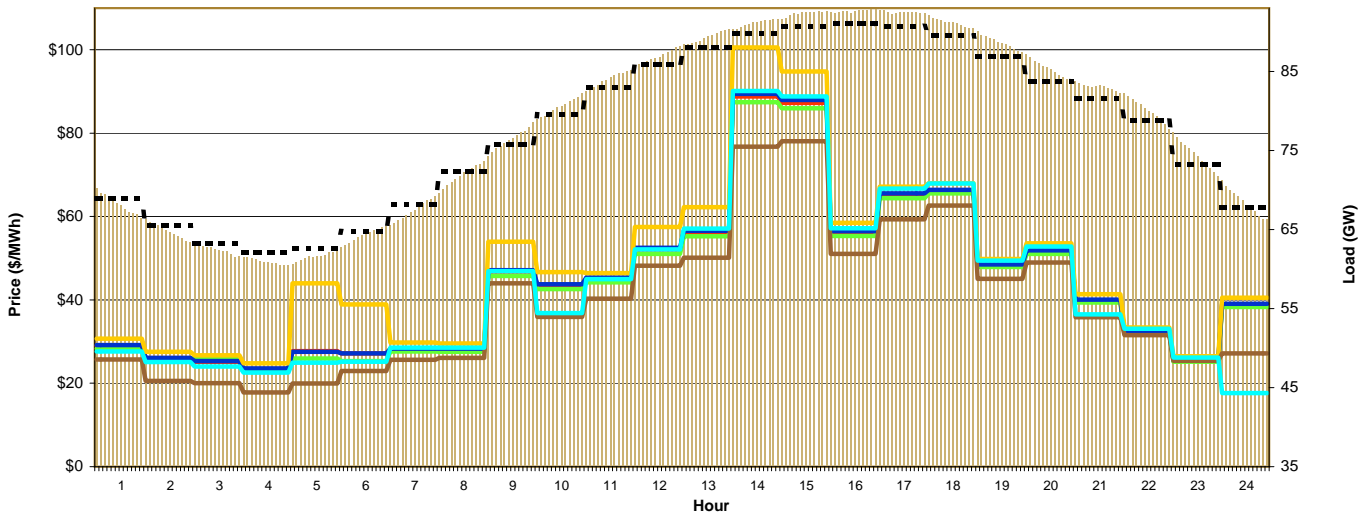
■ Cleared Load (GW)
 ■ Cinergy Hub
 ■ Illinois Hub
 ■ Indiana Hub
 ■ Michigan Hub
 ■ Minnesota Hub
 ■ Wisconsin PS



Preliminary Real-Time Prices with Forecasted and Actual System Load

Hour Ending:	1	2	3	4	5	6	7	8	9	10	11	12	13	14	15	16	17	18	19	20	21	22	23	24	Avg. Hr \$	
																									All	On Pk
Cinergy Hub	28.99	26.01	25.20	23.42	27.68	27.21	28.19	28.17	46.81	43.47	45.09	52.14	56.22	88.78	87.25	56.09	65.07	65.97	48.24	51.59	39.78	32.01	25.34	38.83	44.06	52.00
Illinois Hub	28.36	25.47	26.27	23.19	25.94	25.33	27.62	27.57	45.74	42.58	44.20	51.07	55.26	87.42	85.98	55.31	64.39	65.56	47.91	51.04	39.35	31.82	25.14	38.28	43.37	51.27
Indiana Hub	29.15	26.13	25.33	23.54	27.53	27.17	28.34	28.34	47.13	43.76	45.38	52.48	56.58	89.41	87.94	56.50	65.52	66.41	48.54	51.89	40.04	32.21	25.53	39.05	44.33	52.35
Michigan Hub	30.73	27.58	26.75	24.76	43.98	38.92	29.77	29.52	54.00	46.68	46.41	57.46	62.26	100.59	94.79	58.51	67.15	68.01	49.79	53.56	41.34	33.40	26.47	40.52	48.04	55.62
Minnesota Hub	25.72	20.58	20.00	17.82	19.92	22.97	25.62	26.11	43.97	35.96	40.32	48.24	50.11	76.73	78.06	51.03	59.31	62.63	45.05	48.98	35.87	31.53	25.41	27.18	39.13	47.46
Wisconsin PS	27.63	25.12	24.06	22.56	24.93	25.18	28.56	28.58	46.93	36.83	44.98	52.11	57.14	90.14	88.82	57.18	66.69	67.96	49.42	52.79	36.56	33.12	26.21	17.66	42.96	52.21
Forecasted Load (GW)	68.9	65.5	63.2	62.1	62.6	64.8	68.1	72.3	75.8	79.6	83.0	85.9	88.0	89.7	90.7	91.1	90.7	89.5	86.9	83.7	81.6	78.8	73.2	67.7		
Forecast Error %	-0.9%	-1.0%	-1.2%	-1.7%	-1.7%	-0.9%	-1.2%	-0.7%	0.8%	1.1%	1.1%	1.1%	1.4%	1.5%	1.8%	1.7%	1.9%	2.0%	1.9%	1.9%	1.7%	1.6%	1.7%	1.1%		

■ Actual Load (GW)
 ■ Cinergy Hub
 ■ Illinois Hub
 ■ Indiana Hub
 ■ Michigan Hub
 ■ Minnesota Hub
 ■ Wisconsin PS
 ■ Forecasted Load (GW)





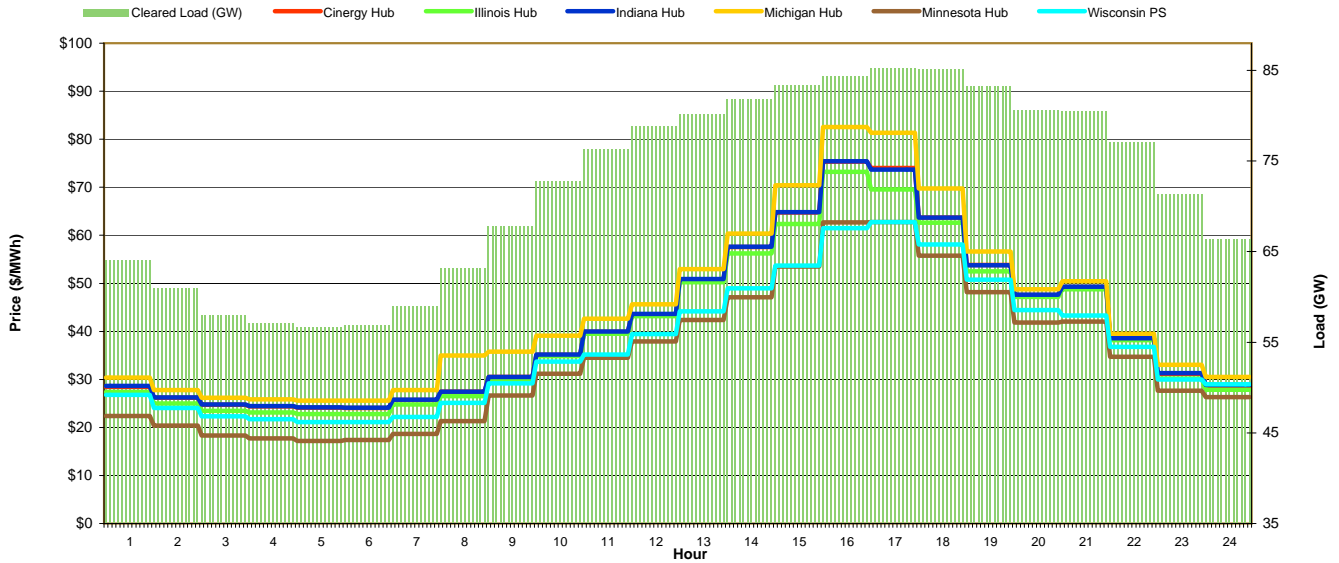
MISO Daily Report

Saturday July 30, 2011

Price	<=0	>=100	>=200
Forecast Error %	0-4.9%	5-9.9%	>=10%

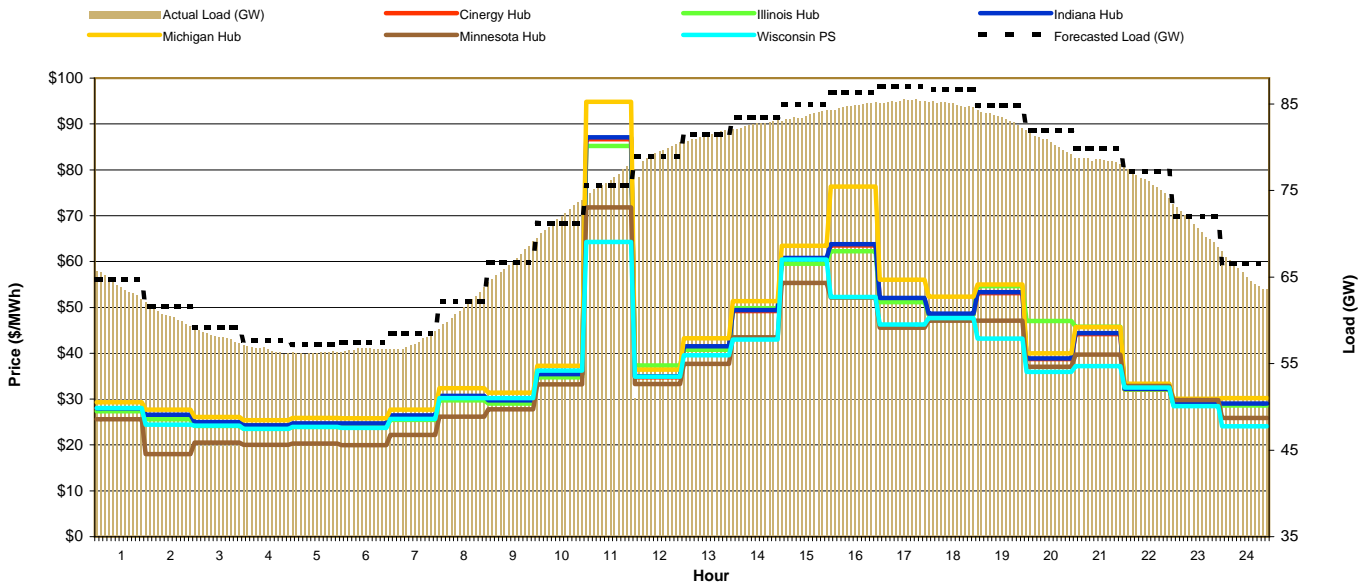
Day-Ahead Prices and Cleared Load

Hour Ending:																									Avg. Hr \$	
	1	2	3	4	5	6	7	8	9	10	11	12	13	14	15	16	17	18	19	20	21	22	23	24	All	On Pk
Cinergy Hub	28.48	26.17	24.70	24.40	24.10	24.04	25.73	27.42	30.49	35.14	39.91	43.56	50.81	57.55	64.79	75.36	74.05	63.67	53.80	47.57	49.22	38.54	31.16	28.66	41.22	48.94
Illinois Hub	27.39	24.96	23.44	23.12	22.79	24.81	26.49	29.93	34.84	39.53	43.17	50.22	56.24	62.35	73.24	69.57	62.61	52.49	47.15	48.78	38.20	30.21	27.84	40.09	47.81	
Indiana Hub	28.67	26.24	24.77	24.47	24.17	24.12	25.77	27.42	30.53	35.17	39.95	43.61	50.87	57.60	64.82	75.42	73.68	63.71	53.76	47.62	49.27	38.58	31.29	28.86	41.27	48.96
Michigan Hub	30.36	27.78	26.16	25.87	25.61	25.58	27.78	34.96	35.77	39.14	42.62	45.63	52.94	60.37	70.41	82.52	81.36	69.74	56.64	48.75	50.44	39.50	33.07	30.53	44.31	52.74
Minnesota Hub	22.39	20.39	18.33	17.72	17.19	17.38	18.68	21.30	26.67	31.20	34.50	37.89	42.35	47.10	53.53	62.72	62.73	55.74	48.16	41.87	42.02	34.68	27.66	26.30	34.52	41.88
Wisconsin PS	26.78	24.04	22.32	21.74	21.12	21.14	22.21	25.14	29.15	33.69	35.20	39.45	44.18	48.96	53.72	61.51	62.79	58.10	50.74	44.46	43.33	36.79	29.99	28.96	36.89	43.57
Cleared Load (GW)	64.1	61.0	58.0	57.2	56.7	56.9	59.0	63.3	67.9	72.7	76.3	78.8	80.2	81.9	83.4	84.4	85.3	85.2	83.3	80.6	80.5	77.1	71.4	6.6		



Preliminary Real-Time Prices with Forecasted and Actual System Load

Hour Ending:																									Avg. Hr \$	
	1	2	3	4	5	6	7	8	9	10	11	12	13	14	15	16	17	18	19	20	21	22	23	24	All	On Pk
Cinergy Hub	27.85	26.25	24.75	24.13	24.58	24.49	26.25	30.49	29.59	35.34	86.67	34.73	41.31	49.20	60.53	63.47	51.85	48.44	53.11	38.72	44.18	32.13	28.89	28.85	38.99	45.54
Illinois Hub	27.35	25.64	24.14	23.49	23.91	23.80	25.46	29.74	29.02	34.76	85.20	37.36	40.73	49.85	59.50	62.26	51.13	48.37	54.62	47.00	45.78	32.12	28.79	28.61	39.11	46.01
Indiana Hub	28.01	26.59	24.96	24.30	24.71	24.67	26.42	30.72	29.75	35.48	87.09	34.94	41.54	49.41	60.78	63.76	52.08	48.63	53.28	38.85	44.35	32.25	29.02	29.00	39.19	45.75
Michigan Hub	29.32	27.73	26.12	25.37	25.86	25.80	27.71	32.40	31.41	37.29	94.84	36.46	43.28	51.33	63.43	76.33	56.03	52.37	55.01	40.02	45.72	33.37	30.08	30.20	41.56	48.71
Minnesota Hub	25.60	18.02	20.52	20.06	20.31	19.96	22.20	26.18	27.76	33.24	71.78	33.30	37.69	43.45	55.34	52.16	45.57	47.12	47.08	37.07	39.68	32.88	29.79	25.92	34.70	41.26
Wisconsin PS	28.06	24.42	24.20	23.55	23.94	23.70	25.70	30.19	30.23	36.23	64.31	34.87	39.58	43.02	60.40	52.27	46.27	47.67	43.23	35.95	37.22	32.55	28.49	24.05	35.83	41.40
Forecasted Load (GW)	64.7	61.6	59.2	57.7	57.2	57.4	58.4	62.2	66.7	71.2	75.5	79.0	81.5	83.5	85.0	86.3	87.1	86.7	84.8	81.9	79.9	77.2	72.0	66.6		
Forecast Error %	-1.0%	-1.6%	-1.7%	-1.8%	-1.7%	-1.4%	-1.8%	-1.4%	-0.1%	0.8%	-2.6%	-0.2%	-1.0%	-1.6%	-1.8%	-2.0%	-2.0%	-1.6%	-1.7%	-1.7%	-1.5%	-1.4%	-1.9%			





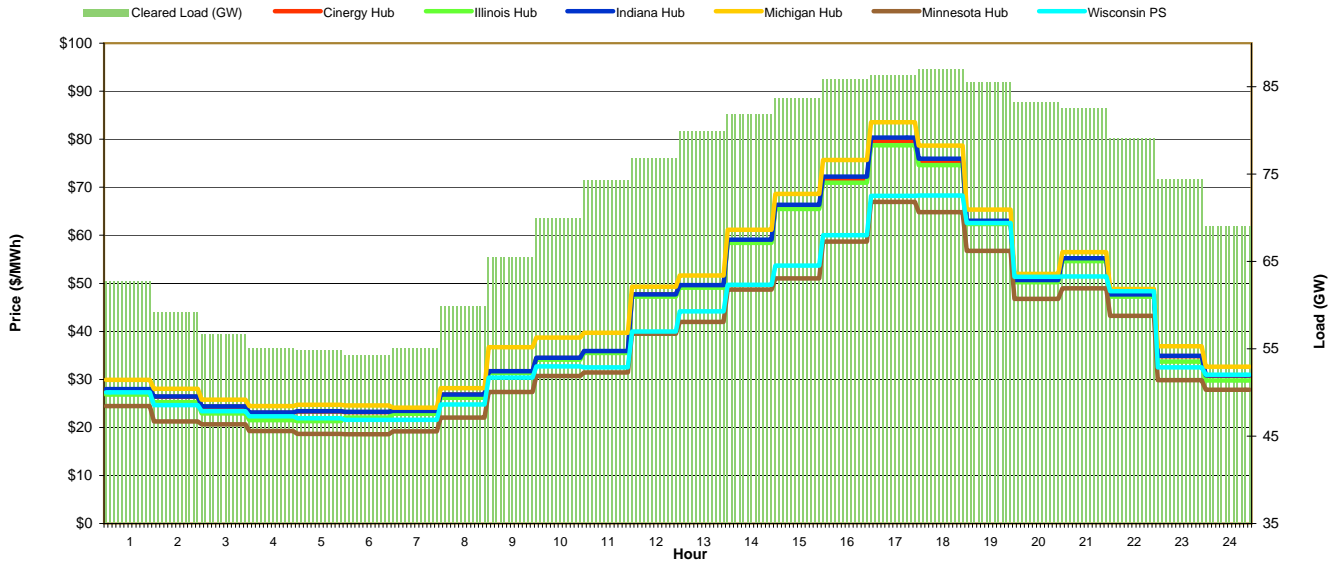
MISO Daily Report

Sunday July 31, 2011

Price	<=0	>=100	>=200
Forecast Error %	0-4.9%	5-9.9%	>=10%

Day-Ahead Prices and Cleared Load

Hour Ending:																									Avg. Hr \$	
	1	2	3	4	5	6	7	8	9	10	11	12	13	14	15	16	17	18	19	20	21	22	23	24	All	On Pk
Cinergy Hub	27.91	26.41	24.30	23.05	23.31	23.17	23.42	26.85	31.68	34.44	35.87	47.68	49.47	58.94	65.86	71.47	79.65	75.32	62.94	50.67	55.15	47.67	34.82	30.78	42.95	51.78
Illinois Hub	26.88	25.24	22.94	21.49	21.32	22.06	22.83	26.18	31.37	34.13	35.54	47.24	49.10	58.46	65.50	70.92	78.75	74.59	62.39	50.23	54.66	47.26	33.73	29.81	42.95	51.25
Indiana Hub	27.98	26.48	24.36	23.11	23.37	23.22	23.45	26.88	31.72	34.48	35.90	47.73	49.62	59.09	66.36	72.20	80.34	75.92	63.01	50.72	55.21	47.72	34.92	30.86	43.11	51.99
Michigan Hub	29.89	28.04	25.77	24.44	24.73	24.59	24.11	28.18	36.71	38.68	39.70	49.30	51.60	61.19	68.63	75.69	83.55	78.68	65.36	51.96	56.52	48.86	36.89	32.63	45.24	54.47
Minnesota Hub	24.43	21.26	20.63	19.25	18.67	18.57	19.19	22.05	27.36	30.74	31.45	39.48	41.99	48.71	51.01	58.67	66.97	64.81	56.79	46.74	48.94	43.22	29.82	27.84	36.61	44.30
Wisconsin PS	27.34	24.66	23.39	22.31	21.90	21.58	21.56	24.76	30.39	32.73	32.54	40.01	44.17	49.70	53.70	60.04	68.20	68.28	62.53	51.39	51.44	48.35	32.54	30.95	39.35	46.92
Cleared Load (GW)	62.7	59.2	56.7	55.1	54.9	54.3	55.1	59.9	65.5	70.0	74.3	76.9	80.0	81.9	83.7	85.9	86.4	87.0	85.5	83.3	82.6	79.1	74.4	6.9		



Preliminary Real-Time Prices with Forecasted and Actual System Load

Hour Ending:																									Avg. Hr \$	
	1	2	3	4	5	6	7	8	9	10	11	12	13	14	15	16	17	18	19	20	21	22	23	24	All	On Pk
Cinergy Hub	23.68	24.91	23.66	22.06	20.16	16.94	17.34	27.72	34.18	37.04	47.86	56.70	51.56	64.29	67.81	54.57	83.58	61.13	60.56	74.41	64.46	44.07	34.73	28.00	43.39	54.04
Illinois Hub	23.45	24.47	23.17	21.55	19.75	16.63	17.02	27.09	33.46	36.46	47.36	56.41	51.46	86.91	67.29	55.88	83.88	60.71	60.29	74.72	64.39	44.19	34.63	27.78	44.12	55.32
Indiana Hub	23.81	25.16	23.86	22.23	20.35	17.06	17.41	27.85	34.33	37.17	48.03	56.93	51.79	64.25	68.09	54.74	83.91	61.37	60.77	74.63	64.49	44.14	34.81	28.09	43.55	54.21
Michigan Hub	24.86	26.12	24.71	22.93	20.90	17.59	17.96	28.86	35.67	38.58	49.64	58.55	53.14	63.70	69.71	61.43	93.74	63.00	62.44	76.32	65.83	45.19	35.95	29.14	45.25	56.36
Minnesota Hub	22.59	20.06	19.58	18.42	15.83	14.61	16.34	25.83	29.44	27.09	35.99	45.96	48.02	55.11	56.64	51.28	79.93	58.95	59.41	76.00	62.36	43.85	34.45	26.63	39.35	49.39
Wisconsin PS	23.87	23.80	22.70	21.27	19.25	16.60	17.44	27.94	30.45	31.03	34.92	47.27	52.79	63.35	55.15	55.26	85.36	62.74	62.19	76.83	61.16	44.10	34.57	28.04	41.58	51.57
Forecasted Load (GW)	63.2	59.7	57.3	55.7	55.0	54.4	54.9	58.5	64.1	68.3	73.1	77.3	80.5	83.0	85.0	86.7	88.0	88.0	86.5	84.0	82.4	79.8	74.9	70.1		
Forecast Error %	-3.7%	-3.5%	-3.3%	-3.1%	-7.5%	-9.9%	-6.6%	-2.5%	-0.5%	-0.3%	0.8%	1.7%	1.6%	1.4%	1.3%	1.3%	1.8%	2.3%	2.4%	2.3%	2.4%	1.8%	0.7%			

