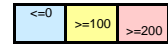


MISO Daily Report

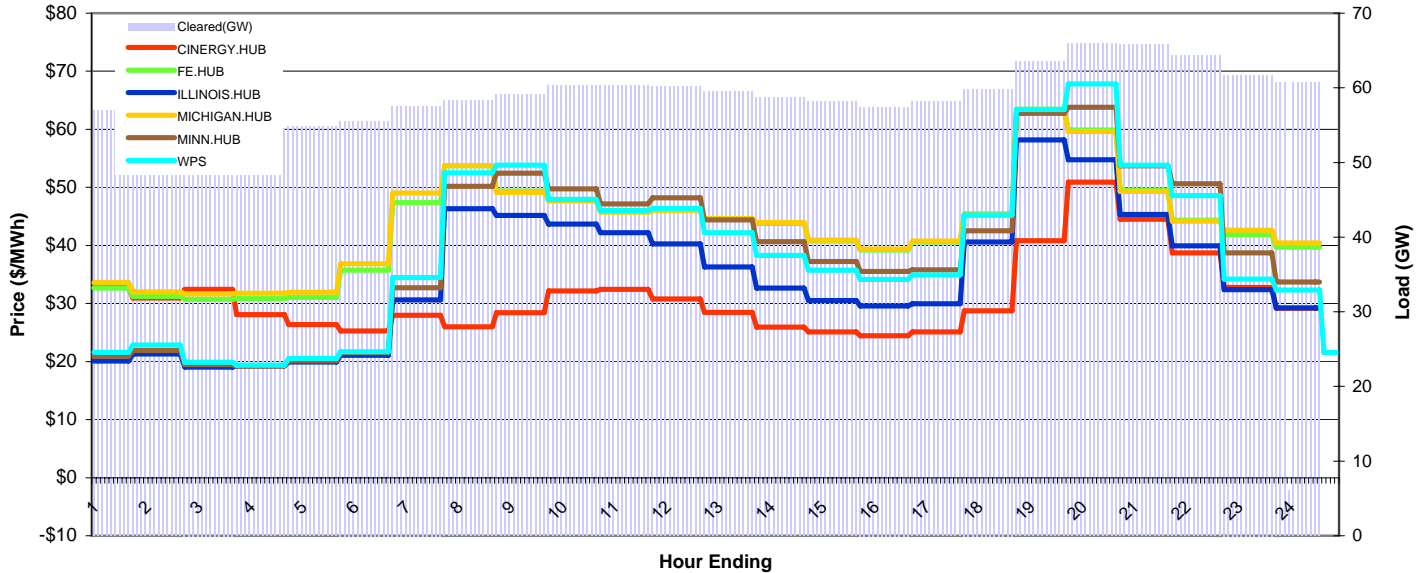
Delivery Day: Sunday, March 1, 2009

Price Color Codes:



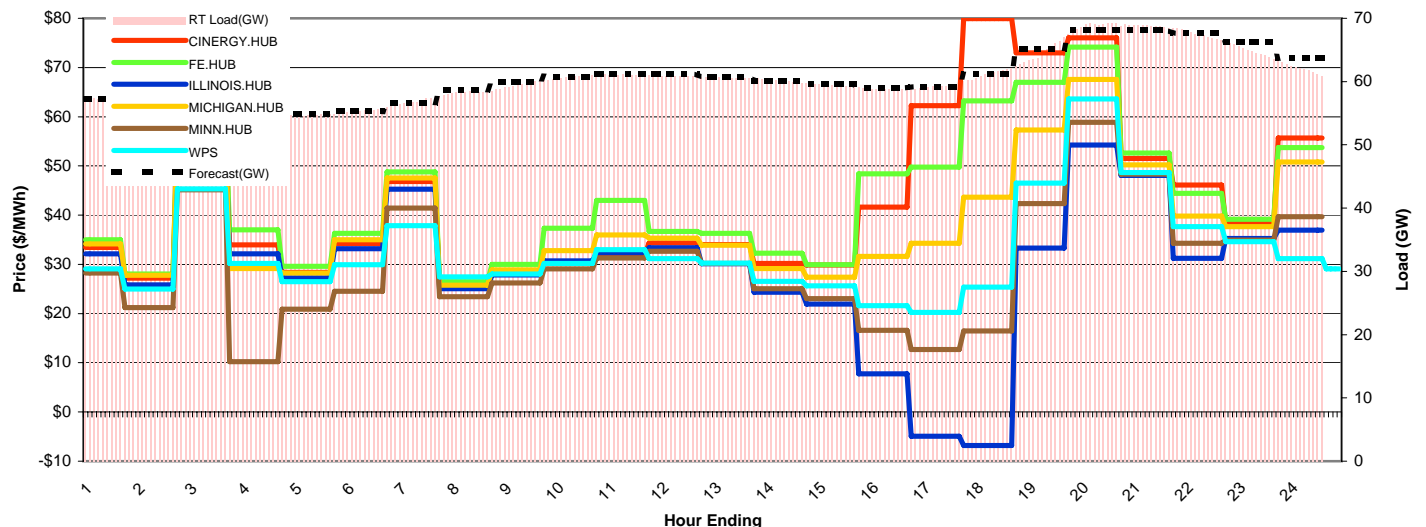
Day-Ahead Prices and Cleared Load

	HE1	HE2	HE3	HE4	HE5	HE6	HE7	HE8	HE9	HE10	HE11	HE12	HE13	HE14	HE15	HE16	HE17	HE18	HE19	HE20	HE21	HE22	HE23	HE24
CINERGY.HUB	32.75	30.95	32.43	28.11	26.38	25.30	27.97	26.00	28.43	32.15	32.42	30.81	28.45	25.93	25.11	24.46	25.12	28.77	40.81	50.88	44.50	38.73	32.79	29.16
FE.HUB	32.67	31.23	30.74	30.83	31.05	35.72	47.40	53.69	49.33	47.90	45.94	46.26	44.63	43.78	40.75	39.22	40.57	45.45	63.48	59.87	49.53	44.35	41.84	39.72
ILLINOIS.HUB	20.08	21.29	19.05	19.26	19.93	21.10	30.64	46.35	45.15	43.68	42.17	40.28	36.29	32.68	30.49	29.57	29.98	40.59	58.18	54.75	45.36	39.92	32.36	29.24
MICHIGAN.HUB	33.58	31.97	31.64	31.79	31.94	36.87	49.02	53.78	49.12	47.66	45.71	46.02	44.59	43.96	40.91	39.39	40.78	45.23	63.17	59.63	49.31	44.16	42.66	40.45
MINN.HUB	20.92	21.92	19.50	19.22	20.14	21.52	32.72	50.18	52.44	49.72	47.17	48.18	44.40	40.63	37.22	35.50	35.79	42.53	62.75	63.82	53.72	50.60	38.71	33.69
WPS	21.58	22.83	19.89	19.35	20.55	21.70	34.50	52.52	53.83	47.94	46.02	46.39	42.19	38.27	35.76	34.16	34.91	45.22	63.43	67.81	53.82	48.60	34.18	32.34
Cleared(GW)	57.0	55.7	55.3	54.6	54.8	55.5	57.6	58.3	59.1	60.4	60.3	60.2	59.5	58.7	58.2	57.4	58.2	59.8	63.5	65.9	65.8	64.3	61.7	6.1



Preliminary Real-Time Prices with Forecasted and Actual System Load

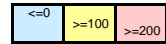
	HE1	HE2	HE3	HE4	HE5	HE6	HE7	HE8	HE9	HE10	HE11	HE12	HE13	HE14	HE15	HE16	HE17	HE18	HE19	HE20	HE21	HE22	HE23	HE24
CINERGY.HUB	33.46	27.17	56.88	33.95	28.37	34.19	46.84	25.52	28.49	30.47	31.96	34.37	34.05	30.21	29.84	41.65	62.24	79.93	72.98	76.06	51.54	46.13	38.33	55.66
FE.HUB	35.01	28.03	58.83	37.00	29.58	36.29	48.81	26.45	30.01	37.33	42.98	36.72	36.32	32.30	29.95	48.39	49.76	63.21	66.97	74.15	52.65	44.41	39.17	53.75
ILLINOIS.HUB	32.13	25.86	54.80	32.15	27.27	33.18	45.26	25.07	27.82	30.72	32.31	33.35	30.13	24.36	21.91	7.73	-4.91	-6.82	33.33	54.24	48.08	31.25	35.25	36.95
MICHIGAN.HUB	34.13	27.77	57.88	29.14	28.22	35.01	47.58	25.74	28.86	32.76	35.96	35.34	33.89	29.15	27.37	31.59	34.29	43.66	57.31	67.56	50.21	39.83	37.66	50.82
MINN.HUB	28.23	21.20	45.13	10.20	20.91	24.52	41.41	23.41	26.25	29.11	31.27	32.67	30.20	25.07	23.06	16.58	12.69	16.49	42.33	58.88	48.32	34.31	34.95	39.66
WPS	29.11	24.99	45.32	30.21	26.45	29.94	37.83	27.44	28.06	30.20	33.00	31.18	30.24	26.57	25.64	21.57	20.21	25.40	46.49	63.58	48.63	37.65	34.61	31.19
Forecasted(GW)	57.2	56.3	55.5	55.1	54.9	55.3	56.6	58.7	59.9	60.8	61.3	61.2	60.7	60.1	59.6	59.0	59.2	61.2	65.2	68.1	68.1	67.6	66.2	63.7
(RT) - (DA Load)	0.26	0.29	-0.29	0.04	-0.09	-0.19	-0.80	0.01	0.29	0.35	0.74	0.66	1.22	1.51	1.28	1.44	1.08	1.32	1.02	2.90	3.04	3.26	3.24	56.08



MISO Daily Report

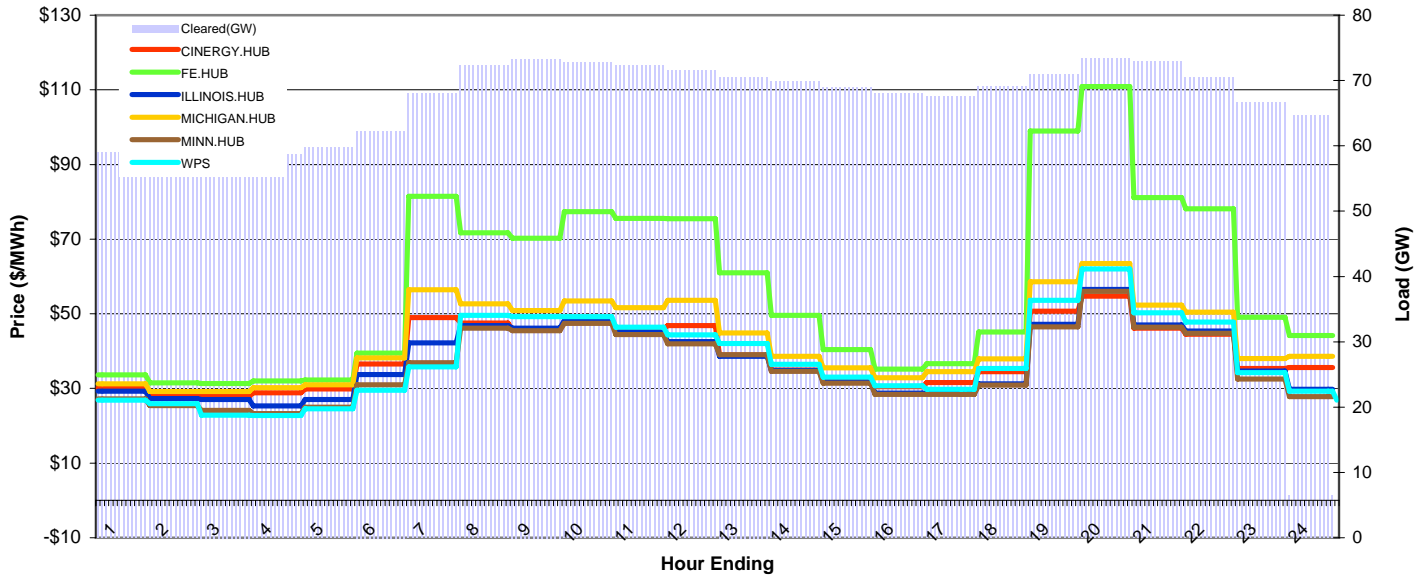
Delivery Day: Monday, March 2, 2009

Price Color Codes:



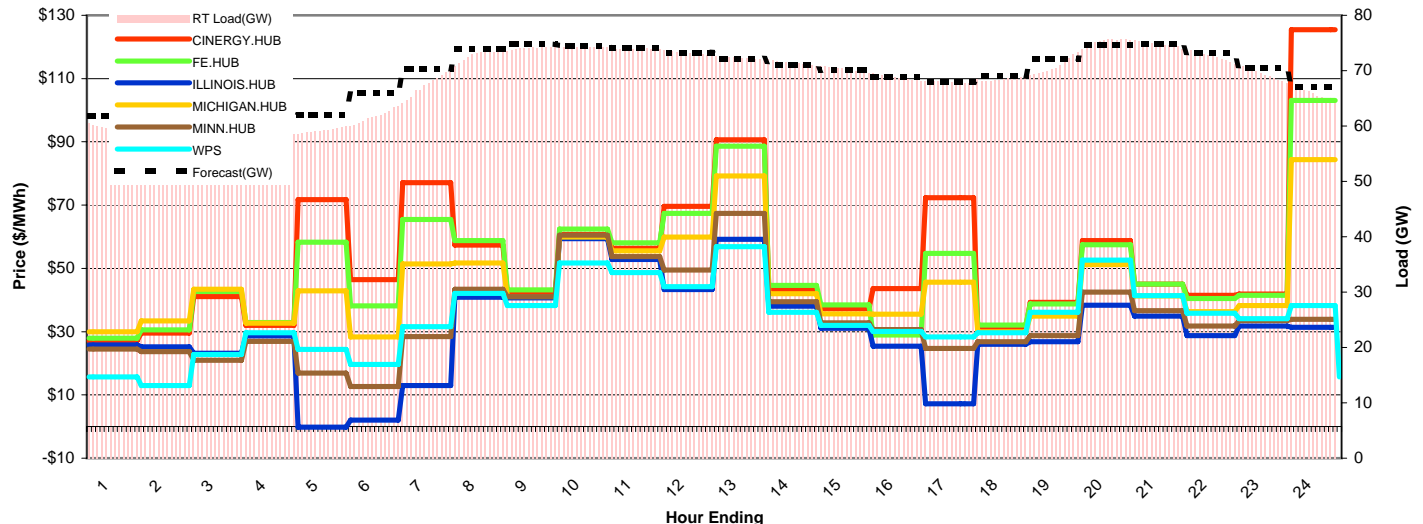
Day-Ahead Prices and Cleared Load

	HE1	HE2	HE3	HE4	HE5	HE6	HE7	HE8	HE9	HE10	HE11	HE12	HE13	HE14	HE15	HE16	HE17	HE18	HE19	HE20	HE21	HE22	HE23	HE24
CINERGY.HUB	30.13	28.12	27.86	28.81	29.85	36.57	48.98	47.50	45.76	47.57	45.99	46.87	38.95	34.92	32.68	30.46	31.60	34.46	50.66	54.72	46.15	44.55	35.31	35.61
FE.HUB	33.63	31.49	31.35	31.98	32.27	39.50	81.46	71.70	70.28	77.32	75.53	75.48	60.95	49.60	40.42	35.21	36.65	45.16	99.00	110.88	81.10	78.11	49.08	44.15
ILLINOIS.HUB	29.30	27.29	27.00	25.36	27.07	33.73	42.24	46.86	46.17	48.20	45.13	42.53	38.58	34.87	31.79	28.78	28.66	31.23	47.22	56.52	47.05	45.41	34.64	29.80
MICHIGAN.HUB	31.25	29.21	29.14	30.17	31.00	38.19	56.41	52.64	50.90	53.45	51.63	53.64	44.87	38.60	35.54	32.86	34.47	37.94	58.59	63.50	52.35	50.46	38.05	38.57
MINN.HUB	27.18	25.41	24.16	23.29	25.01	30.99	36.91	46.13	45.43	47.47	44.45	41.92	39.01	34.61	31.41	28.43	28.43	30.88	46.54	56.00	46.38	44.76	32.55	27.84
WPS	26.86	25.94	22.87	22.75	24.55	29.49	35.78	49.59	49.26	49.24	46.45	44.38	42.00	36.46	33.01	30.76	29.81	35.38	53.63	62.03	50.30	47.78	34.20	29.25
Cleared(GW)	59.0	58.6	58.3	58.7	59.7	62.2	67.9	72.4	73.3	72.7	72.3	71.5	70.5	69.9	69.0	68.0	67.5	69.1	70.9	73.3	72.8	70.5	66.6	6.5



Preliminary Real-Time Prices with Forecasted and Actual System Load

	HE1	HE2	HE3	HE4	HE5	HE6	HE7	HE8	HE9	HE10	HE11	HE12	HE13	HE14	HE15	HE16	HE17	HE18	HE19	HE20	HE21	HE22	HE23	HE24
CINERGY.HUB	27.08	29.58	41.04	31.94	71.78	46.41	77.06	57.33	41.90	60.71	56.33	69.56	90.61	43.21	37.27	43.66	72.33	31.21	39.26	58.83	45.01	41.44	41.91	125.49
FE.HUB	27.93	30.59	42.68	32.85	58.25	38.10	65.48	58.79	43.24	62.39	58.09	67.39	88.66	44.66	38.45	28.93	54.74	32.12	38.77	57.43	45.06	40.50	41.49	103.08
ILLINOIS.HUB	25.77	25.17	23.18	28.65	-0.15	2.08	12.93	40.88	40.72	59.39	52.78	43.30	59.16	38.02	31.04	25.40	7.20	25.97	26.78	38.37	34.91	28.70	31.81	31.40
MICHIGAN.HUB	29.99	33.39	43.45	32.71	42.89	28.37	51.40	51.69	41.09	59.87	55.59	59.92	79.26	42.01	35.65	35.47	45.64	29.93	34.90	51.21	41.32	36.36	38.23	84.36
MINN.HUB	24.46	23.73	20.99	26.89	16.95	12.70	28.39	43.46	41.04	60.53	53.73	49.53	67.37	39.46	32.74	30.66	24.69	26.81	28.73	42.52	36.60	31.75	33.49	33.92
WPS	15.70	12.92	22.78	29.67	24.42	19.63	31.61	42.10	38.25	51.72	48.65	44.18	56.88	36.10	31.99	30.11	28.34	29.68	36.17	52.63	41.38	35.80	34.15	38.22
Forecasted(GW)	61.7	60.7	60.0	60.5	62.0	65.9	70.3	73.9	74.8	74.5	74.1	73.2	72.1	71.0	70.1	68.8	67.9	68.9	72.2	74.6	74.7	73.2	70.4	67.0
(RT) - (DA Load)	0.52	0.06	-0.13	-0.35	-0.49	-0.51	-0.53	0.42	0.80	1.63	1.61	1.73	1.83	1.62	1.32	0.83	0.51	-0.57	-0.09	1.95	2.01	2.20	2.82	59.50



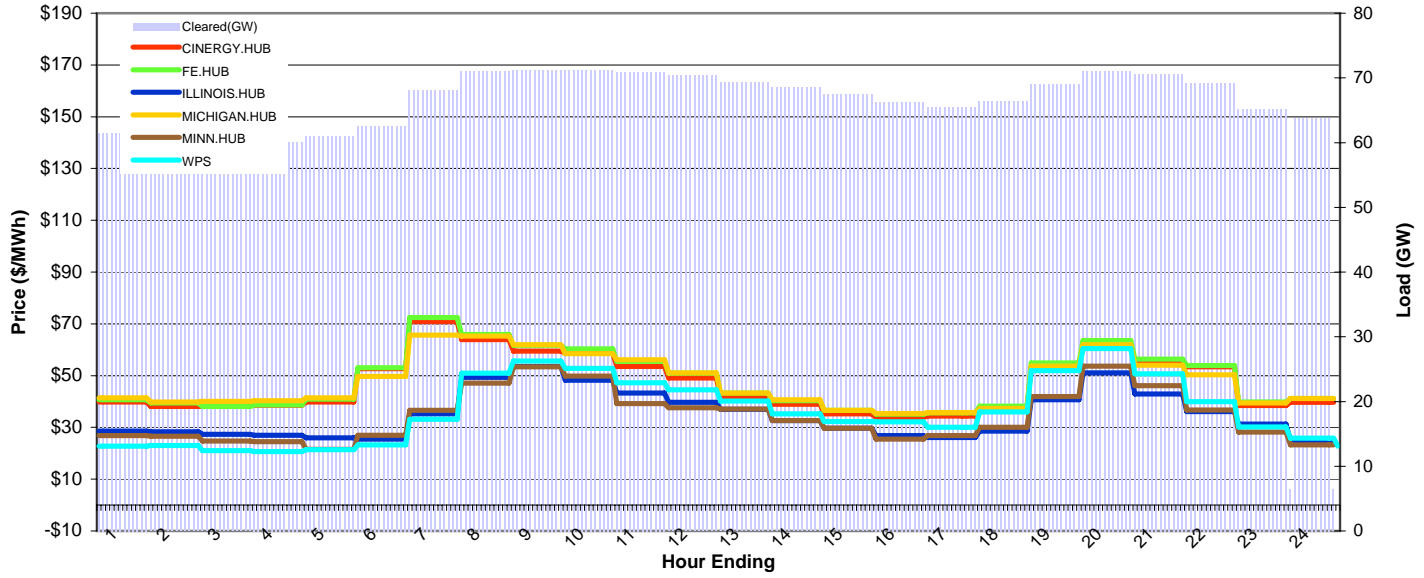
MISO Daily Report

Delivery Day: Tuesday, March 3, 2009

Price Color Codes: <=0 >=100 >=200

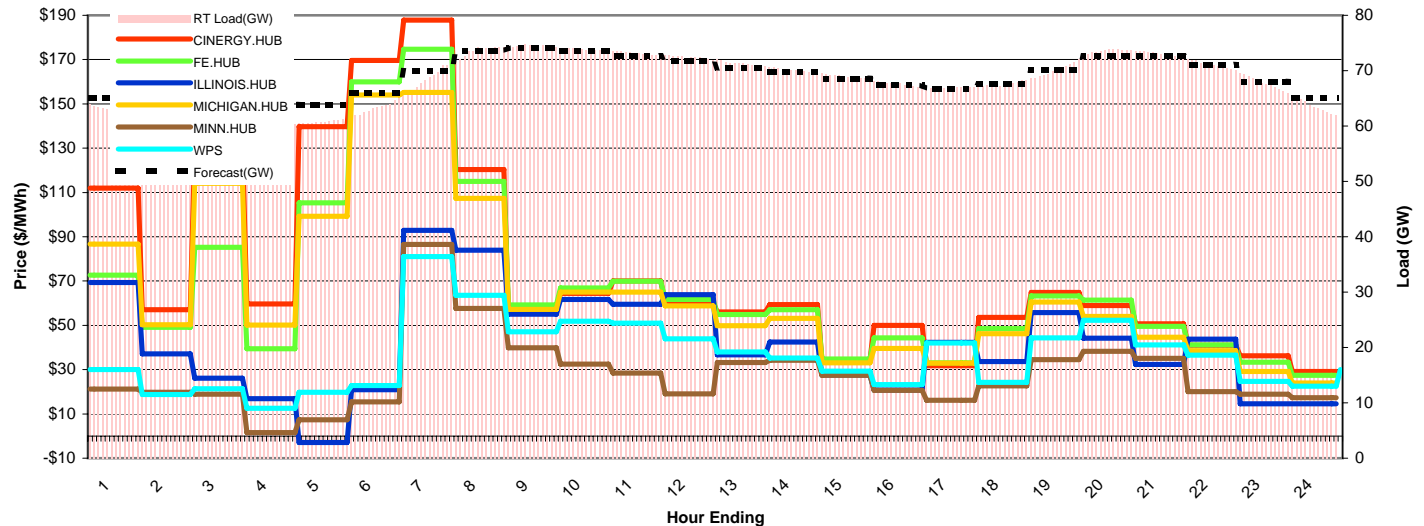
Day-Ahead Prices and Cleared Load

	HE1	HE2	HE3	HE4	HE5	HE6	HE7	HE8	HE9	HE10	HE11	HE12	HE13	HE14	HE15	HE16	HE17	HE18	HE19	HE20	HE21	HE22	HE23	HE24
CINERGY.HUB	39.78	38.10	38.21	38.63	39.79	52.68	70.79	63.88	59.44	58.75	53.49	49.12	41.74	38.93	35.29	33.89	34.41	37.32	53.49	62.04	55.13	53.46	38.49	39.68
FE.HUB	40.71	39.42	38.12	38.71	40.98	53.02	72.39	65.92	61.65	60.29	55.48	50.97	43.26	40.34	36.55	35.14	35.64	38.24	54.90	63.58	56.35	53.93	39.87	41.13
ILLINOIS.HUB	28.53	28.34	27.37	26.92	25.97	25.43	35.22	49.36	53.55	48.28	43.26	39.64	36.93	32.66	29.71	26.82	26.06	28.57	40.70	51.05	42.94	36.09	31.25	24.91
MICHIGAN.HUB	41.44	39.79	40.09	40.37	41.44	49.70	65.63	65.26	62.00	58.49	56.15	51.02	43.24	40.68	36.60	35.42	35.73	37.37	53.60	61.94	54.05	50.26	39.39	41.15
MINN.HUB	26.80	26.54	24.73	24.51	21.51	26.90	36.64	47.06	53.35	49.84	39.17	37.57	37.05	32.60	29.71	25.45	26.80	30.11	41.95	53.67	46.16	36.77	28.21	23.27
WPS	22.79	22.97	20.97	20.66	21.40	23.20	33.08	50.93	55.68	52.77	47.24	44.52	40.15	35.21	32.33	32.19	30.07	35.96	51.98	60.40	50.67	39.90	30.14	25.91
Cleared(GW)	61.5	60.2	59.7	60.1	61.0	62.6	68.1	71.0	71.2	71.3	70.9	70.3	69.3	68.5	67.4	66.3	65.5	66.4	69.1	71.1	70.6	69.2	65.2	6.4



Preliminary Real-Time Prices with Forecasted and Actual System Load

	HE1	HE2	HE3	HE4	HE5	HE6	HE7	HE8	HE9	HE10	HE11	HE12	HE13	HE14	HE15	HE16	HE17	HE18	HE19	HE20	HE21	HE22	HE23	HE24
CINERGY.HUB	111.99	57.02	130.11	59.67	139.72	169.69	187.90	120.39	57.07	64.39	70.02	60.22	56.11	59.40	34.24	50.03	31.82	53.59	64.90	58.93	50.71	40.96	36.23	29.21
FE.HUB	72.66	49.17	85.24	39.49	105.33	159.90	174.75	114.97	59.25	66.85	69.90	61.67	54.92	57.00	34.73	44.38	33.12	48.55	63.31	61.33	49.49	41.16	33.31	27.46
ILLINOIS.HUB	69.33	37.14	26.09	16.87	-2.85	20.87	92.85	83.99	54.98	61.68	59.55	63.88	36.66	42.39	27.61	20.78	42.35	33.63	55.71	44.23	32.39	43.71	14.54	14.60
MICHIGAN.HUB	86.66	50.33	114.10	50.14	99.27	154.00	155.16	107.35	57.21	65.02	65.02	58.85	49.81	53.10	33.07	39.58	32.86	46.19	60.50	54.04	44.61	38.57	29.21	23.95
MINN.HUB	21.21	19.81	18.87	1.61	7.27	15.37	86.54	57.58	39.84	32.51	28.41	19.02	33.25	34.23	27.41	20.63	16.17	22.60	34.48	38.23	35.13	20.13	18.90	17.28
WPS	29.98	18.70	21.43	12.56	19.79	22.81	81.06	63.54	47.13	51.80	51.05	43.83	37.98	35.18	29.33	23.22	41.99	24.18	44.29	52.25	41.17	36.60	24.67	22.57
Forecasted(GW)	65.1	63.5	62.9	62.8	63.8	65.9	70.0	73.6	74.1	73.4	72.6	71.7	70.5	69.8	68.6	67.4	66.8	67.5	70.1	72.6	72.6	71.1	68.0	65.1
(RT) - (DA Load)	1.46	1.19	0.92	0.08	-0.19	0.67	0.46	2.58	3.32	2.60	2.29	2.15	2.02	1.59	1.56	1.35	1.43	1.16	0.99	2.46	2.45	1.84	2.60	57.31



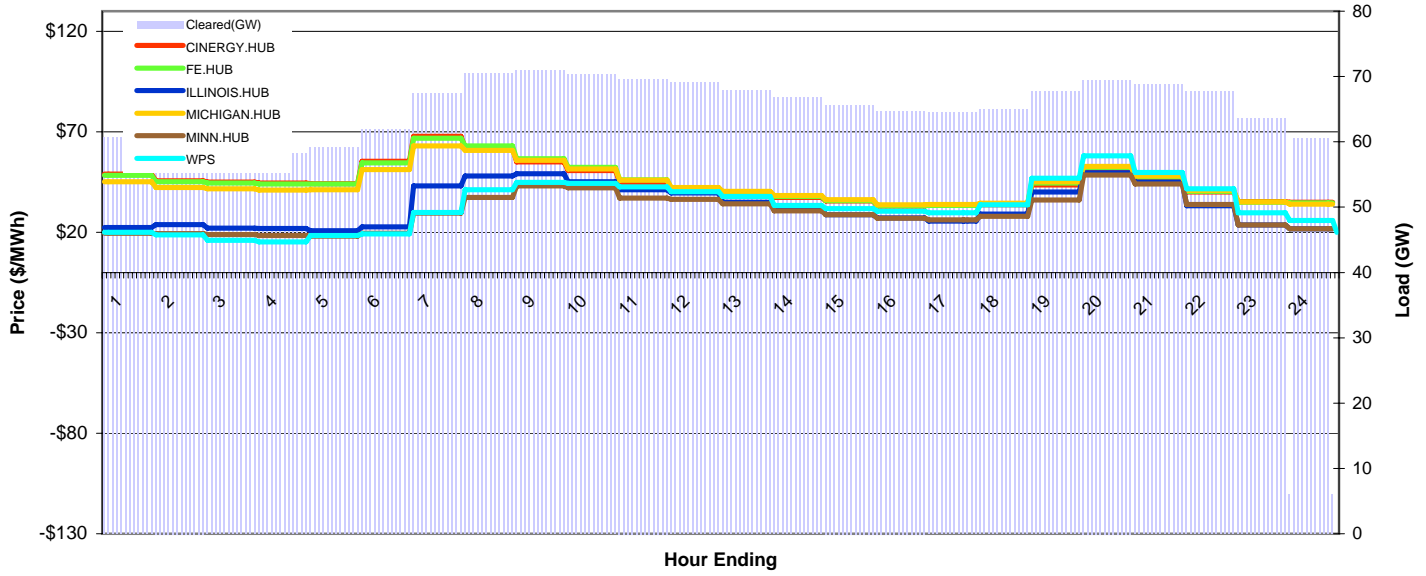
MISO Daily Report

Delivery Day: Wednesday, March 4, 2009

Price Color Codes: ≤0 ≥100 ≥200

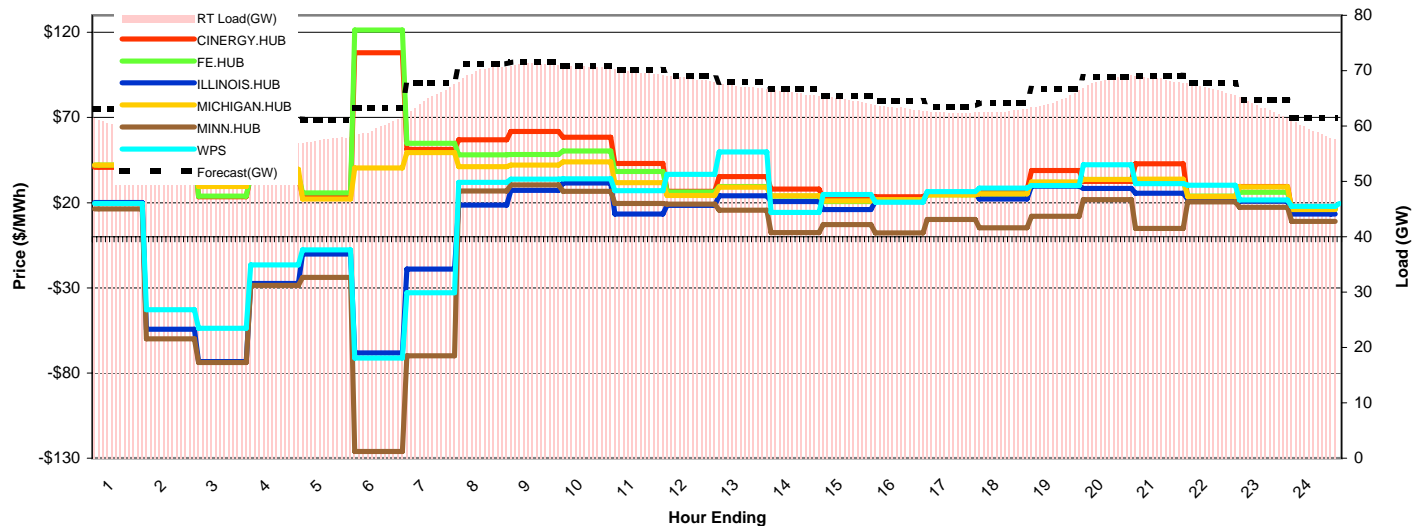
Day-Ahead Prices and Cleared Load

	HE1	HE2	HE3	HE4	HE5	HE6	HE7	HE8	HE9	HE10	HE11	HE12	HE13	HE14	HE15	HE16	HE17	HE18	HE19	HE20	HE21	HE22	HE23	HE24
CINERGY.HUB	48.93	45.63	44.95	44.47	44.24	55.34	67.69	62.19	55.01	50.73	44.65	40.15	39.12	37.32	35.61	33.00	33.69	33.60	43.49	50.15	45.56	40.00	35.31	34.98
FE.HUB	48.37	45.07	44.50	44.03	44.10	54.52	66.82	63.03	56.61	52.23	46.12	41.74	39.93	37.77	35.75	33.27	33.42	34.06	44.58	52.23	47.45	40.31	35.02	34.63
ILLINOIS.HUB	22.31	23.88	21.98	21.95	20.77	22.63	43.04	48.00	49.07	45.20	41.17	39.54	35.00	32.01	28.75	27.13	25.57	29.02	40.00	49.57	44.94	33.22	23.64	21.73
MICHIGAN.HUB	45.16	42.22	41.65	40.93	41.13	51.16	63.02	60.81	55.74	51.57	45.92	42.21	40.40	38.22	36.17	33.64	33.81	34.46	45.09	52.85	48.04	40.84	35.07	34.01
MINN.HUB	19.49	19.30	18.94	18.38	18.07	19.52	29.52	37.29	43.01	42.10	36.98	36.33	34.17	30.68	28.70	26.98	26.13	27.90	36.14	48.48	44.04	33.90	23.72	21.78
WPS	19.97	18.71	15.97	15.28	18.41	19.19	29.84	41.08	44.78	44.36	42.54	40.21	37.87	33.43	31.83	30.46	29.74	33.73	46.85	57.96	49.73	41.68	29.77	25.80
Cleared(GW)	60.7	59.5	58.5	58.2	59.1	61.9	67.4	70.4	70.9	70.3	69.6	69.1	67.9	66.8	65.6	64.7	64.5	65.0	67.7	69.5	68.8	67.6	63.6	6.1



Preliminary Real-Time Prices with Forecasted and Actual System Load

	HE1	HE2	HE3	HE4	HE5	HE6	HE7	HE8	HE9	HE10	HE11	HE12	HE13	HE14	HE15	HE16	HE17	HE18	HE19	HE20	HE21	HE22	HE23	HE24
CINERGY.HUB	40.74	50.81	23.51	35.49	23.64	108.04	51.33	56.99	61.87	58.40	43.11	26.69	35.41	27.93	22.48	23.52	25.13	27.44	38.88	32.45	42.87	23.00	29.48	16.58
FE.HUB	42.08	49.77	23.80	36.40	25.81	121.44	54.93	48.10	48.27	50.30	38.32	26.28	29.42	23.86	20.70	21.40	24.60	25.04	31.87	33.72	33.46	23.84	26.09	15.94
ILLINOIS.HUB	20.16	-54.28	-73.27	-27.36	-10.15	-68.13	-18.90	18.64	27.15	31.53	13.36	18.36	24.12	20.70	15.98	20.72	25.75	22.26	29.65	28.33	25.56	21.98	20.77	13.36
MICHIGAN.HUB	42.16	54.85	29.52	39.70	22.08	40.42	49.34	41.14	42.14	43.94	31.69	24.29	29.13	23.97	20.96	21.74	24.67	25.18	32.05	33.64	33.74	23.61	29.34	16.04
MINN.HUB	16.43	-59.84	-73.83	-28.57	-23.86	-126.06	-69.85	26.80	30.41	26.66	19.60	19.22	15.52	2.44	7.13	2.20	10.15	5.32	11.99	21.87	4.86	20.56	17.33	9.05
WPS	19.51	-42.81	-53.65	-16.53	-7.65	-71.15	-32.90	32.01	33.75	34.03	27.08	36.65	49.74	14.36	24.72	20.23	26.50	28.50	30.11	42.33	31.27	30.33	21.59	17.80
Forecasted(GW)	63.0	61.3	60.5	60.3	61.2	63.2	67.8	71.2	71.6	70.9	70.1	69.1	67.9	66.8	65.5	64.5	63.5	64.1	66.8	68.9	69.1	67.7	64.6	61.4
(RT) - (DA Load)	-0.55	-1.03	-1.06	-1.27	-1.54	-2.06	-2.38	-0.53	0.32	0.35	0.14	-0.54	-0.70	-0.84	-0.89	-1.41	-2.00	-2.28	-3.11	-1.12	-0.27	-0.93	-0.24	53.19



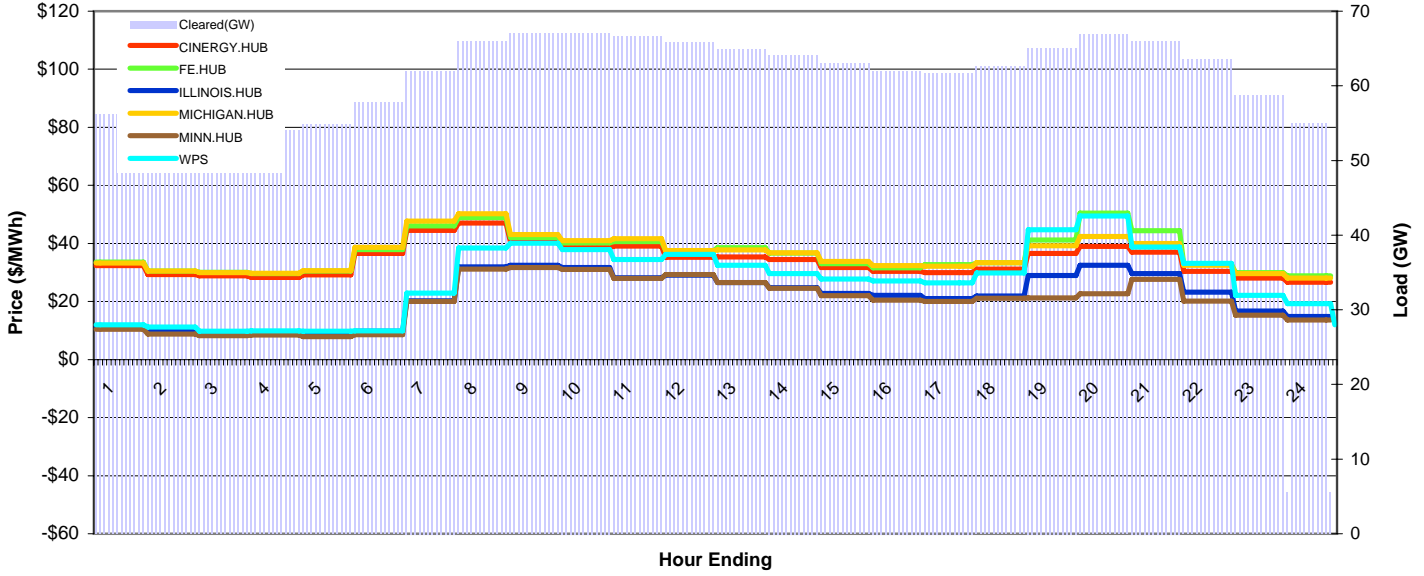
MISO Daily Report

Delivery Day: Thursday, March 5, 2009

Price Color Codes: <=0 >=100 >=200

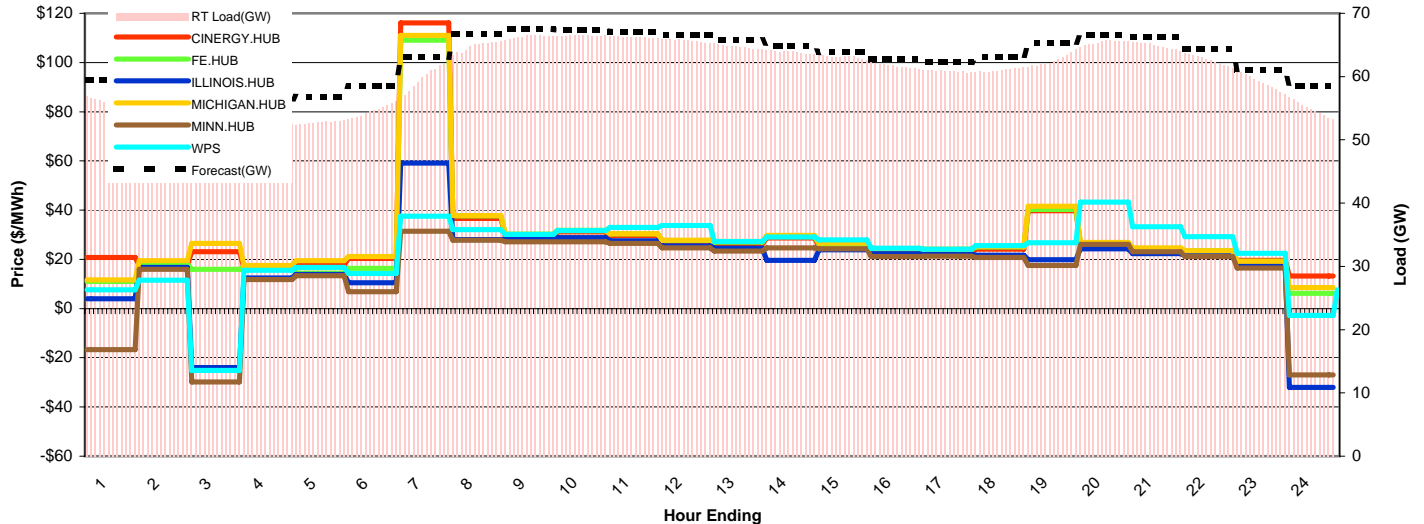
Day-Ahead Prices and Cleared Load

	HE1	HE2	HE3	HE4	HE5	HE6	HE7	HE8	HE9	HE10	HE11	HE12	HE13	HE14	HE15	HE16	HE17	HE18	HE19	HE20	HE21	HE22	HE23	HE24
CINERGY.HUB	32.40	29.30	28.86	28.33	29.20	36.53	44.46	47.03	40.47	38.59	39.05	35.29	35.32	34.41	31.68	30.35	29.90	31.19	36.61	38.94	37.02	30.43	28.08	26.60
FE.HUB	33.59	30.45	30.08	29.60	30.54	37.92	46.07	48.89	42.11	40.16	40.61	37.39	38.55	36.65	33.01	31.55	32.68	33.34	41.19	50.45	44.33	32.76	29.97	28.82
ILLINOIS.HUB	11.08	9.64	9.14	9.59	9.14	9.75	20.30	31.91	32.46	31.68	28.14	29.05	26.52	24.71	22.83	22.11	21.01	21.95	28.97	32.45	29.65	23.26	16.74	14.82
MICHIGAN.HUB	33.29	30.50	30.00	29.73	30.65	38.69	47.71	50.22	43.03	40.98	41.66	37.52	37.80	36.80	33.78	32.35	32.10	33.39	39.23	42.45	39.98	32.52	29.62	28.02
MINN.HUB	10.42	8.76	8.25	8.41	7.93	8.61	20.00	31.19	31.74	31.00	27.92	29.28	26.53	24.56	21.98	20.46	20.05	21.17	21.22	22.63	27.68	20.14	15.29	13.68
WPS	12.02	11.25	9.83	9.86	9.81	9.89	22.84	38.43	40.13	37.88	34.43	36.21	32.50	29.62	27.74	27.08	26.41	29.81	44.73	49.47	38.77	33.14	22.08	19.27
Cleared(GW)	56.1	54.9	54.1	54.1	54.8	57.8	62.0	65.9	67.1	67.1	66.6	65.8	64.9	64.1	63.0	62.0	61.7	62.6	65.1	66.9	66.0	63.5	58.7	5.5



Preliminary Real-Time Prices with Forecasted and Actual System Load

	HE1	HE2	HE3	HE4	HE5	HE6	HE7	HE8	HE9	HE10	HE11	HE12	HE13	HE14	HE15	HE16	HE17	HE18	HE19	HE20	HE21	HE22	HE23	HE24
CINERGY.HUB	20.71	17.60	23.11	16.41	17.82	20.43	116.08	36.63	29.34	31.13	29.59	26.73	26.27	28.72	25.20	23.49	23.19	24.14	39.79	25.93	23.04	22.80	19.59	13.25
FE.HUB	10.98	18.14	15.97	16.84	14.41	16.38	109.06	37.63	30.32	31.84	30.42	27.71	27.05	29.23	26.18	24.18	23.99	25.02	40.30	26.61	24.36	23.46	19.25	6.25
ILLINOIS.HUB	3.93	16.79	-23.96	12.49	13.81	10.44	59.13	28.07	28.17	28.88	27.57	25.39	24.58	19.59	23.84	22.29	22.24	21.70	19.85	24.29	22.35	21.60	17.89	-32.08
MICHIGAN.HUB	11.67	19.49	26.47	17.51	19.53	21.14	111.07	37.86	30.10	31.72	30.42	27.79	27.27	29.74	26.59	24.40	24.10	25.23	41.53	26.94	24.65	23.55	19.26	8.56
MINN.HUB	-16.63	15.95	-29.78	11.74	13.29	6.90	31.40	27.76	27.09	27.12	26.48	24.69	23.36	24.61	24.24	21.14	21.27	20.73	17.45	26.08	23.10	21.14	16.50	-26.91
WPS	7.67	11.48	-25.13	15.50	16.78	14.29	37.57	32.14	30.11	31.68	33.02	33.75	27.21	29.04	27.96	24.53	24.20	25.56	26.69	43.20	33.25	29.21	22.43	-2.76
Forecasted(GW)	59.5	57.5	56.4	56.1	56.8	58.5	63.0	66.7	67.5	67.3	67.1	66.5	65.7	64.9	63.8	62.7	62.3	63.0	65.2	66.5	66.2	64.4	61.1	58.6
(RT) - (DA Load)	-0.35	-0.88	-1.17	-1.60	-2.07	-3.18	-2.17	-1.12	-0.72	-0.59	-0.38	-0.10	-0.13	-0.22	0.11	-0.27	-0.81	-1.51	-2.47	-1.45	-1.15	-0.84	0.46	49.44



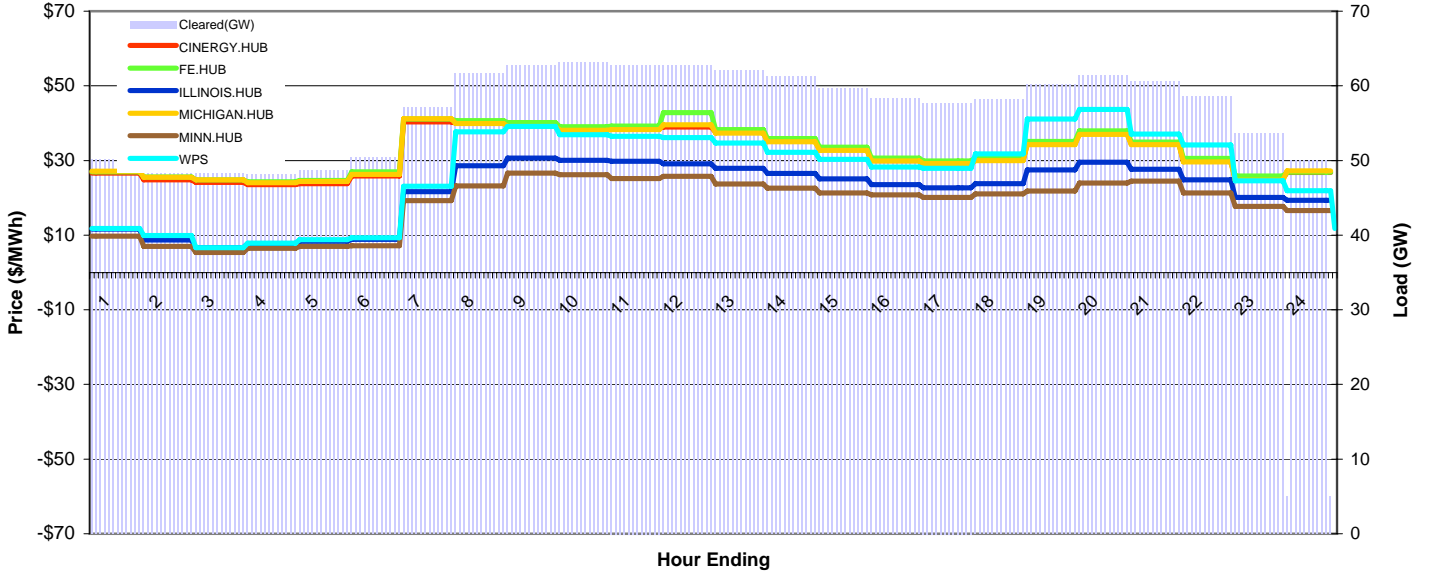
MISO Daily Report

Delivery Day: Friday, March 6, 2009

Price Color Codes: ≤0 ≥100 ≥200

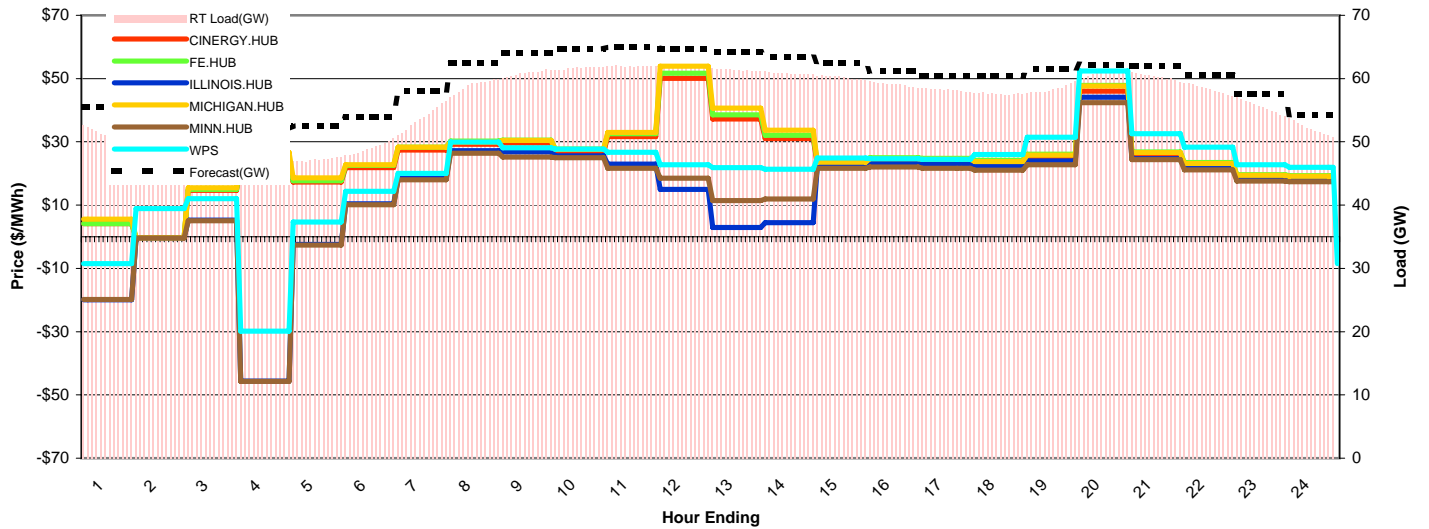
Day-Ahead Prices and Cleared Load

	HE1	HE2	HE3	HE4	HE5	HE6	HE7	HE8	HE9	HE10	HE11	HE12	HE13	HE14	HE15	HE16	HE17	HE18	HE19	HE20	HE21	HE22	HE23	HE24
CINERGY.HUB	26.58	24.83	24.10	23.53	23.82	25.88	40.31	40.00	39.51	38.41	38.62	39.00	37.56	35.23	32.93	30.00	29.21	30.10	34.50	37.24	34.52	29.77	25.12	26.77
FE.HUB	26.95	25.56	24.85	24.33	24.61	27.00	41.13	40.67	40.14	39.09	39.26	42.86	38.25	35.87	33.53	30.66	29.91	30.74	35.14	37.91	34.94	30.54	25.83	26.88
ILLINOIS.HUB	11.65	8.68	6.65	7.75	8.34	8.85	21.63	28.62	30.62	30.05	29.79	29.14	27.93	26.52	25.05	23.57	22.67	23.76	27.46	29.53	27.66	24.86	20.09	19.31
MICHIGAN.HUB	27.17	25.53	24.86	24.08	24.35	26.28	41.19	39.92	39.15	38.09	38.32	39.58	37.36	35.03	32.72	29.86	29.15	29.93	34.27	36.97	34.23	29.60	24.70	27.21
MINN.HUB	9.73	7.03	5.36	6.46	7.00	7.20	19.24	23.17	26.58	26.15	25.13	25.79	23.72	22.56	21.31	20.80	20.08	21.05	21.83	23.94	24.51	21.28	17.69	16.63
WPS	11.79	9.87	6.64	7.87	8.75	9.33	23.14	37.72	39.10	36.89	36.50	36.12	34.68	32.19	30.29	28.27	27.87	31.77	41.12	43.68	37.10	34.20	24.59	21.89
Cleared(GW)	50.1	48.7	48.3	48.2	48.7	50.4	57.1	61.6	62.7	63.2	62.8	62.7	62.1	61.2	59.6	58.4	57.7	58.1	60.2	61.4	60.5	58.6	53.7	5.0



Preliminary Real-Time Prices with Forecasted and Actual System Load

	HE1	HE2	HE3	HE4	HE5	HE6	HE7	HE8	HE9	HE10	HE11	HE12	HE13	HE14	HE15	HE16	HE17	HE18	HE19	HE20	HE21	HE22	HE23	HE24
CINERGY.HUB	4.19	-0.33	14.62	22.47	17.25	21.86	27.42	29.21	29.68	26.70	31.67	50.04	37.24	31.01	22.97	24.09	23.87	23.20	24.98	46.03	25.82	22.55	18.97	18.88
FE.HUB	4.18	-0.33	15.02	22.97	17.71	22.54	28.35	30.28	30.56	27.72	32.59	51.73	38.52	32.05	23.69	24.97	24.83	24.14	26.06	47.86	26.85	23.43	19.67	19.30
ILLINOIS.HUB	-19.97	-0.32	5.31	-45.65	-2.44	10.40	18.43	27.17	26.84	25.63	22.97	14.95	2.93	4.46	-22.34	23.25	22.96	22.31	23.96	44.08	24.69	21.76	18.33	18.02
MICHIGAN.HUB	5.54	-0.33	15.44	26.72	18.62	22.79	28.37	29.99	30.46	27.57	32.98	53.90	40.65	33.66	23.59	24.72	24.45	23.74	25.78	47.63	26.59	23.17	19.46	19.13
MINN.HUB	-19.79	-0.38	5.09	-45.74	-2.64	10.13	17.99	26.43	25.15	25.02	21.64	18.47	11.46	11.93	21.65	22.06	21.63	21.05	22.74	42.40	24.42	21.17	17.64	17.39
WPS	-8.48	8.86	12.01	-29.83	4.65	14.38	20.07	29.97	28.17	27.69	26.75	22.74	21.90	21.32	24.87	24.65	24.51	25.98	31.47	52.38	32.57	28.34	22.79	21.92
Forecasted(GW)	55.6	53.6	52.4	52.0	52.5	53.9	58.0	62.4	64.1	64.7	65.0	64.7	64.2	63.4	62.4	61.3	60.4	60.4	61.5	62.2	62.0	60.6	57.5	54.3
(RT) - (DA Load)	1.01	0.05	-0.81	-1.25	-1.46	-1.36	-3.30	-2.70	-1.86	-1.51	-0.80	-0.81	-0.74	-0.37	0.59	0.74	0.53	-0.50	-1.83	-0.54	-0.20	-0.25	1.92	47.14



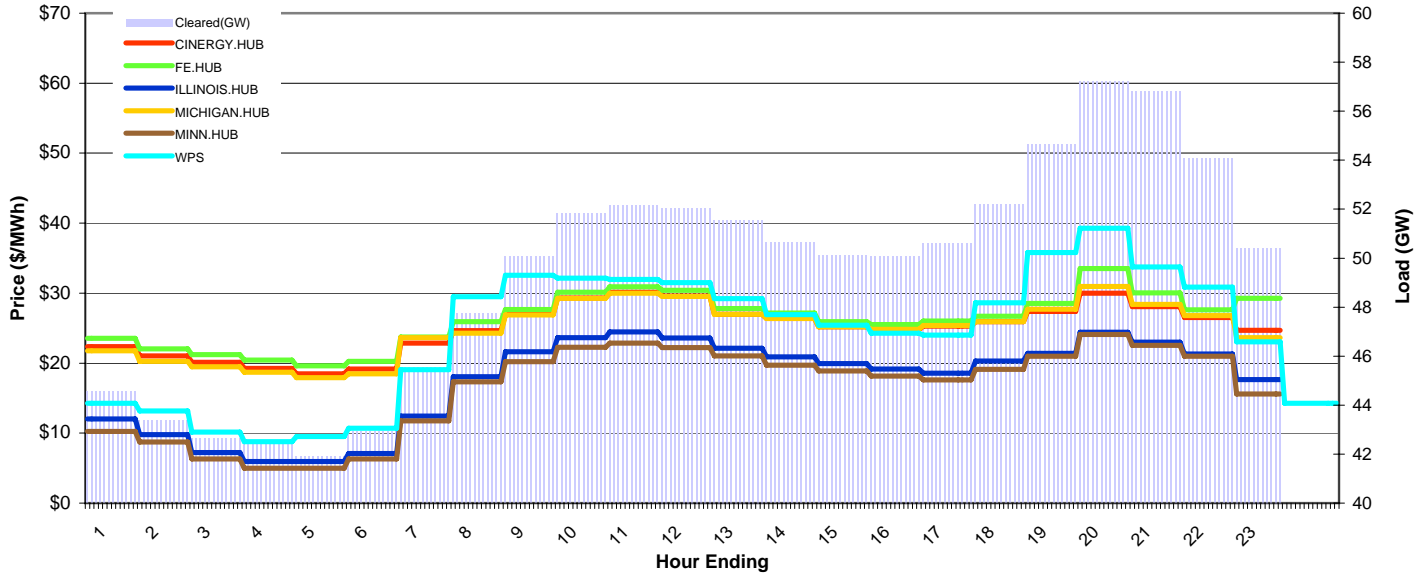
MISO Daily Report

Delivery Day: Saturday, March 7, 2009

Price Color Codes: ≤0 ≥100 ≥200

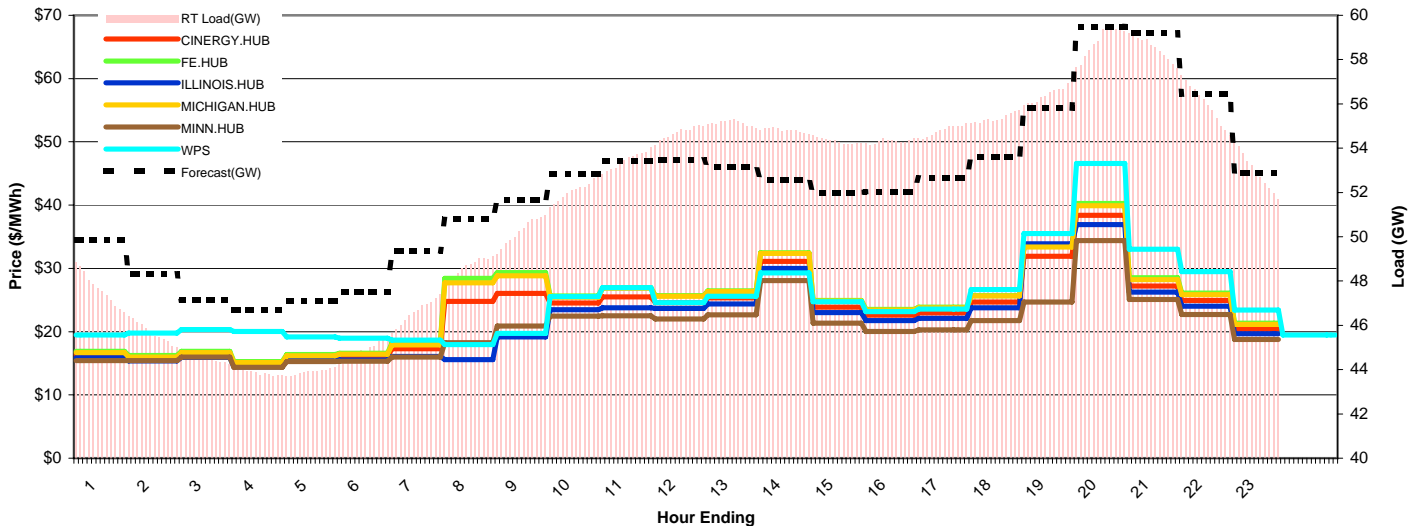
Day-Ahead Prices and Cleared Load

	HE1	HE2	HE3	HE4	HE5	HE6	HE7	HE8	HE9	HE10	HE11	HE12	HE13	HE14	HE15	HE16	HE17	HE18	HE19	HE20	HE21	HE22	HE23	HE24
CINERGY.HUB	22.38	21.03	20.14	19.25	18.49	19.18	22.88	24.66	26.97	29.33	30.13	29.58	26.99	26.38	25.17	24.76	25.27	25.91	27.40	30.01	28.08	26.52	24.69	23.51
FE.HUB	23.53	22.04	21.21	20.43	19.63	20.24	23.73	25.92	27.68	30.13	30.92	30.40	27.82	27.14	25.93	25.51	26.03	26.69	28.51	33.52	30.05	27.62	29.24	24.81
ILLINOIS.HUB	12.04	9.79	7.22	5.94	5.95	7.09	12.44	18.06	21.63	23.66	24.48	23.61	22.11	20.88	19.92	19.14	18.57	20.28	21.42	24.41	23.01	21.30	17.67	12.53
MICHIGAN.HUB	21.76	20.27	19.48	18.69	17.91	18.47	23.62	24.30	26.87	29.26	29.99	29.52	26.99	26.37	25.18	24.81	25.38	25.94	27.71	30.95	28.38	26.79	23.65	23.04
MINN.HUB	10.26	8.73	6.29	5.00	5.00	6.31	11.75	17.33	20.22	22.28	22.88	22.20	21.02	19.72	18.87	18.16	17.60	19.13	21.00	24.11	22.53	21.00	15.57	10.97
WPS	14.29	13.18	10.15	8.80	9.51	10.70	19.05	29.51	32.57	32.12	31.97	31.51	29.21	26.95	25.43	24.30	24.03	28.63	35.78	39.26	33.72	30.86	23.06	18.28
Cleared(GW)	44.5	43.4	42.6	42.5	41.9	42.9	45.5	47.8	50.1	51.8	52.1	52.0	51.6	50.7	50.1	50.1	50.6	52.2	54.6	57.2	56.8	54.1	50.4	4.7



Preliminary Real-Time Prices with Forecasted and Actual System Load

	HE1	HE2	HE3	HE4	HE5	HE6	HE7	HE8	HE9	HE10	HE11	HE12	HE13	HE14	HE15	HE16	HE17	HE18	HE19	HE20	HE21	HE22	HE23	HE24
CINERGY.HUB	16.40	15.81	16.40	14.88	15.93	16.11	17.30	24.79	26.06	24.55	25.48	24.60	25.32	31.10	23.88	22.61	22.94	24.66	31.90	38.40	27.23	24.91	20.39	17.99
FE.HUB	16.89	16.24	16.87	15.29	16.37	16.60	18.19	28.45	29.33	25.64	26.95	25.67	26.44	32.46	24.94	23.54	23.86	25.70	33.48	40.25	28.54	26.08	21.32	18.69
ILLINOIS.HUB	15.89	15.39	15.93	14.44	15.44	15.55	16.09	15.57	19.17	23.45	23.78	23.65	24.36	30.00	23.00	21.73	22.08	23.75	33.88	36.91	26.23	24.00	19.66	17.46
MICHIGAN.HUB	16.69	16.00	16.68	15.10	16.21	16.43	17.89	27.70	28.84	25.45	26.84	25.60	26.34	32.35	24.85	23.40	23.75	25.64	33.38	39.91	28.23	25.83	21.16	18.54
MINN.HUB	15.44	15.44	15.96	14.38	15.26	15.30	15.97	18.27	20.87	22.44	22.51	22.02	22.64	28.08	21.34	20.04	20.28	21.73	24.70	34.37	25.09	22.71	18.75	16.85
WPS	19.46	19.76	20.33	20.01	19.16	18.95	18.67	17.97	19.75	25.52	26.94	24.60	25.59	29.26	24.71	23.17	23.57	26.66	35.49	46.60	33.01	29.50	23.42	21.28
Forecasted(GW)	49.9	48.3	47.1	46.7	47.1	47.5	49.4	50.8	51.7	52.8	53.4	53.5	53.1	52.6	52.0	52.0	52.7	53.6	55.8	59.5	59.2	56.4	52.9	50.6
(RT) - (DA Load)	3.10	2.30	1.95	1.34	1.99	1.93	1.04	0.84	0.18	0.22	1.30	2.64	3.56	4.16	4.22	4.21	4.17	3.17	1.79	1.59	1.72	1.91	2.59	#DIV/0!



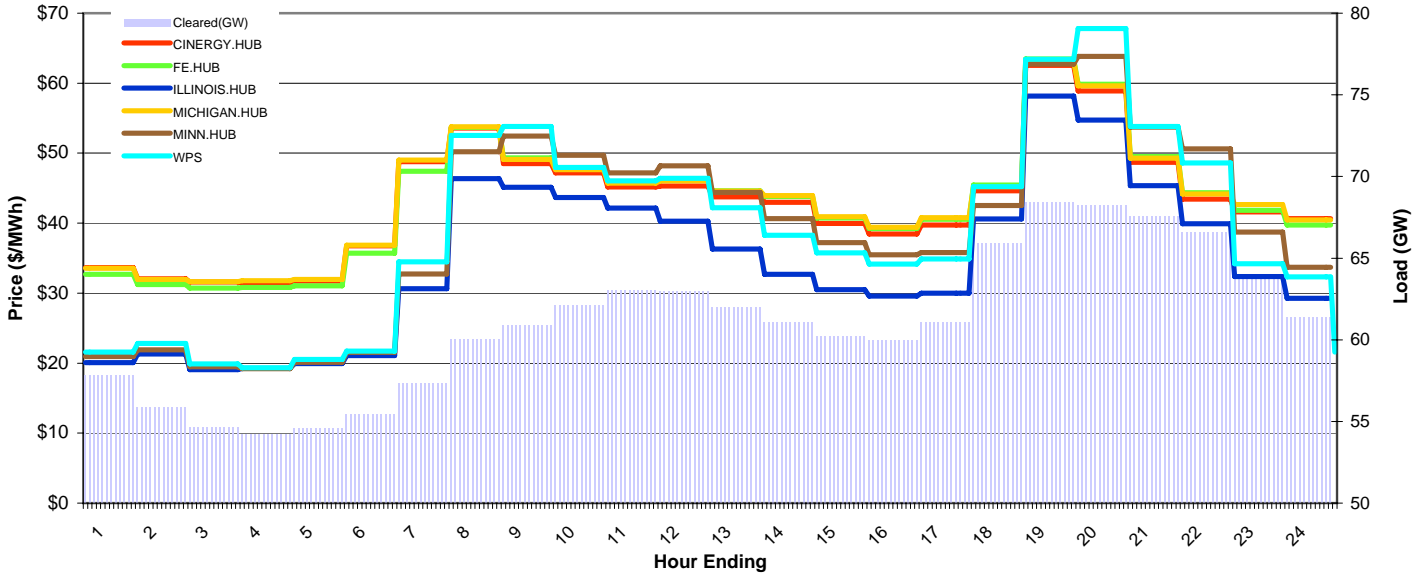
MISO Daily Report

Delivery Day: Sunday, March 8, 2009

Price Color Codes: <=0 >=100 >=200

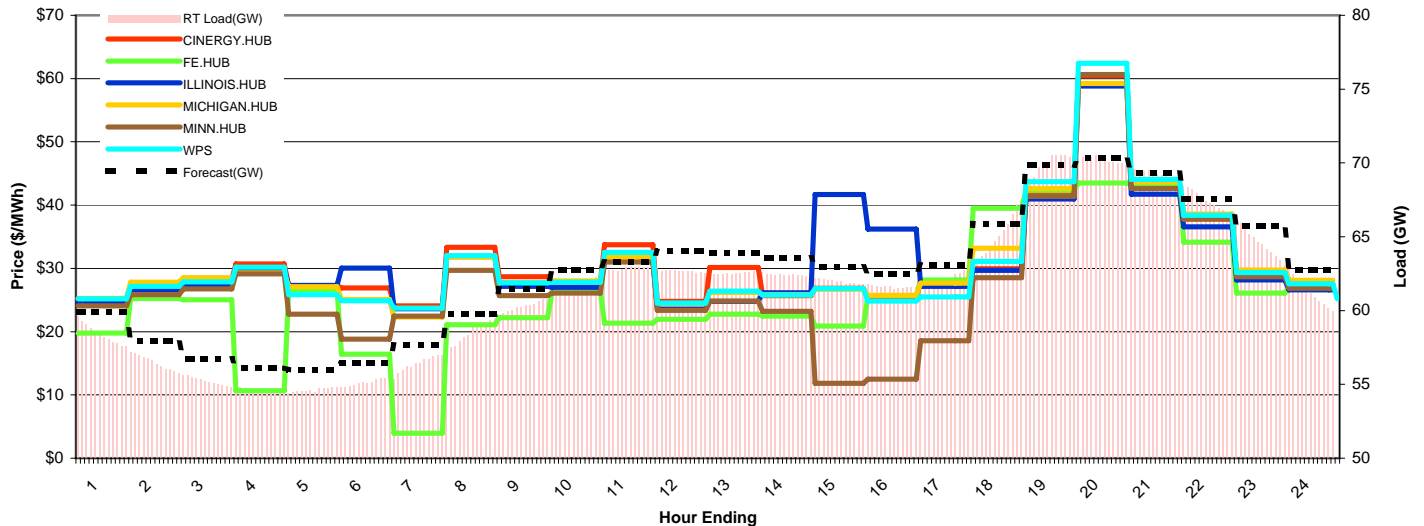
Day-Ahead Prices and Cleared Load

	HE1	HE2	HE3	HE4	HE5	HE6	HE7	HE8	HE9	HE10	HE11	HE12	HE13	HE14	HE15	HE16	HE17	HE18	HE19	HE20	HE21	HE22	HE23	HE24
CINERGY.HUB	33.63	32.04	31.60	31.47	31.73	36.74	48.78	53.60	48.52	47.17	45.16	45.30	43.74	43.00	39.98	38.43	39.75	44.61	62.56	58.87	48.70	43.45	41.60	40.66
FE.HUB	32.67	31.23	30.74	30.83	31.05	35.72	47.40	53.69	49.33	47.90	45.94	46.26	44.63	43.78	40.75	39.22	40.57	45.45	63.48	59.87	49.53	44.35	41.84	39.72
ILLINOIS.HUB	20.08	21.29	19.05	19.26	19.93	21.10	30.64	46.35	45.15	43.68	42.17	40.28	36.29	32.68	30.49	29.57	29.98	40.59	58.18	54.75	45.36	39.92	32.36	29.24
MICHIGAN.HUB	33.58	31.97	31.64	31.79	31.94	36.87	49.02	53.78	49.12	47.66	45.71	46.02	44.59	43.96	40.91	39.39	40.78	45.23	63.17	59.63	49.31	44.16	42.66	40.45
MINN.HUB	20.92	21.92	19.50	19.22	20.14	21.52	32.72	50.18	52.44	49.72	47.17	48.18	44.40	40.63	37.22	35.50	35.79	42.53	62.75	63.82	53.72	50.60	38.71	33.69
WPS	21.58	22.83	19.89	19.35	20.55	21.70	34.50	52.52	53.83	47.94	46.02	46.39	42.19	38.27	35.76	34.16	34.91	45.22	63.43	67.81	53.82	48.60	34.18	32.34
Cleared(GW)	57.8	55.8	54.6	54.2	54.6	55.5	57.3	60.0	60.9	62.1	63.0	63.0	62.0	61.1	60.2	60.0	61.0	65.9	68.4	68.2	67.6	66.6	63.7	61.3



Preliminary Real-Time Prices with Forecasted and Actual System Load

	HE1	HE2	HE3	HE4	HE5	HE6	HE7	HE8	HE9	HE10	HE11	HE12	HE13	HE14	HE15	HE16	HE17	HE18	HE19	HE20	HE21	HE22	HE23	HE24
CINERGY.HUB	25.25	27.39	28.20	30.71	27.26	26.91	24.10	33.35	28.68	27.94	33.74	24.80	30.15	25.68	26.86	25.21	28.02	29.94	42.16	60.45	43.12	37.85	29.09	27.45
FE.HUB	19.77	25.23	25.05	10.69	26.58	16.44	3.93	21.07	22.19	26.32	21.35	21.96	22.75	22.48	20.88	25.67	28.18	39.50	42.33	43.51	43.38	34.13	26.11	26.83
ILLINOIS.HUB	24.62	26.61	27.36	29.86	27.31	30.02	23.61	31.84	27.18	27.00	31.27	23.58	24.80	26.15	41.66	36.22	27.15	29.68	40.98	58.84	41.74	36.59	28.17	26.59
MICHIGAN.HUB	25.22	27.80	28.52	29.29	27.09	25.09	22.32	31.78	27.78	28.03	31.73	24.43	26.21	25.83	26.73	25.76	27.69	33.17	42.64	59.23	43.67	38.59	29.75	28.10
MINN.HUB	24.05	25.85	26.76	29.14	22.74	18.82	22.46	29.68	25.67	26.09	30.99	23.35	24.81	23.22	11.85	12.47	18.54	28.55	41.36	60.65	42.64	37.76	28.67	26.85
WPS	25.18	27.16	27.88	30.21	25.83	24.90	23.71	32.03	27.73	27.81	32.53	24.55	26.38	25.81	26.82	24.84	25.47	31.08	43.70	62.42	44.03	38.37	29.33	27.55
Forecasted(GW)	59.9	57.9	56.7	56.1	56.0	56.4	57.7	59.8	61.5	62.7	63.3	64.0	63.9	63.6	62.9	62.5	63.1	65.9	69.9	70.3	69.3	67.5	65.7	62.7
(RT) - (DA Load)	0.56	0.64	0.56	0.45	0.03	-0.34	-0.97	-1.57	-0.63	-0.41	-0.17	-0.28	0.55	1.32	1.72	1.60	1.05	-0.85	1.40	1.95	1.66	0.84	0.85	-0.07



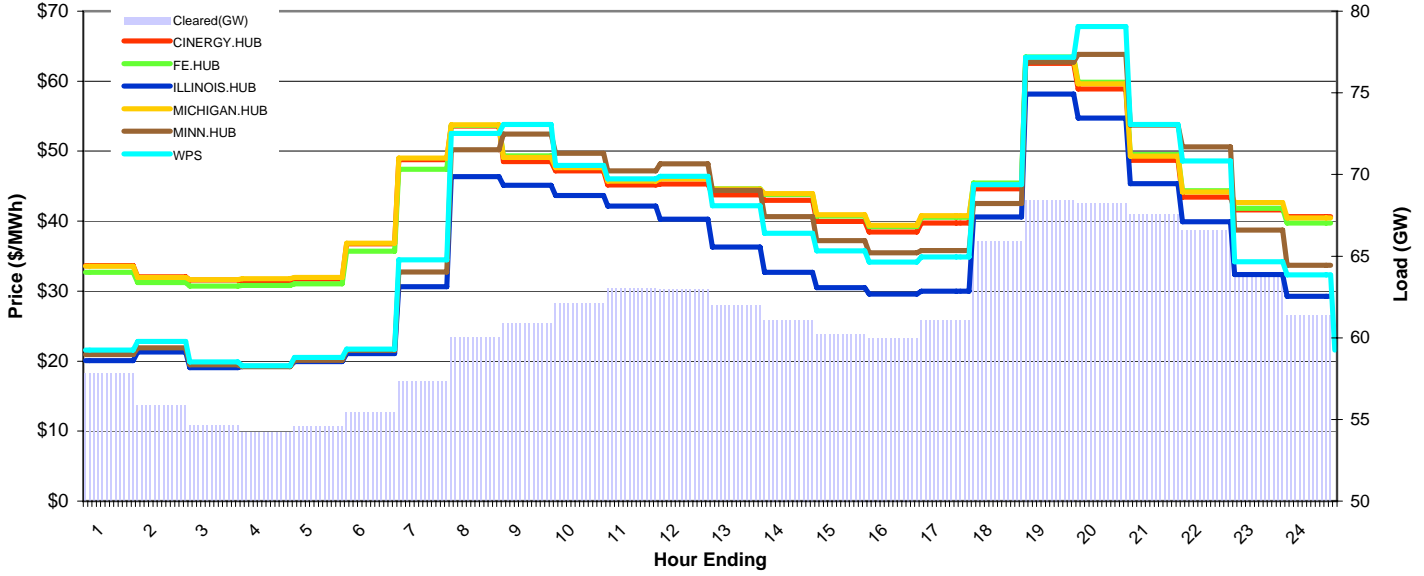
MISO Daily Report

Delivery Day: Monday, March 9, 2009

Price Color Codes: ≤0 ≥100 ≥200

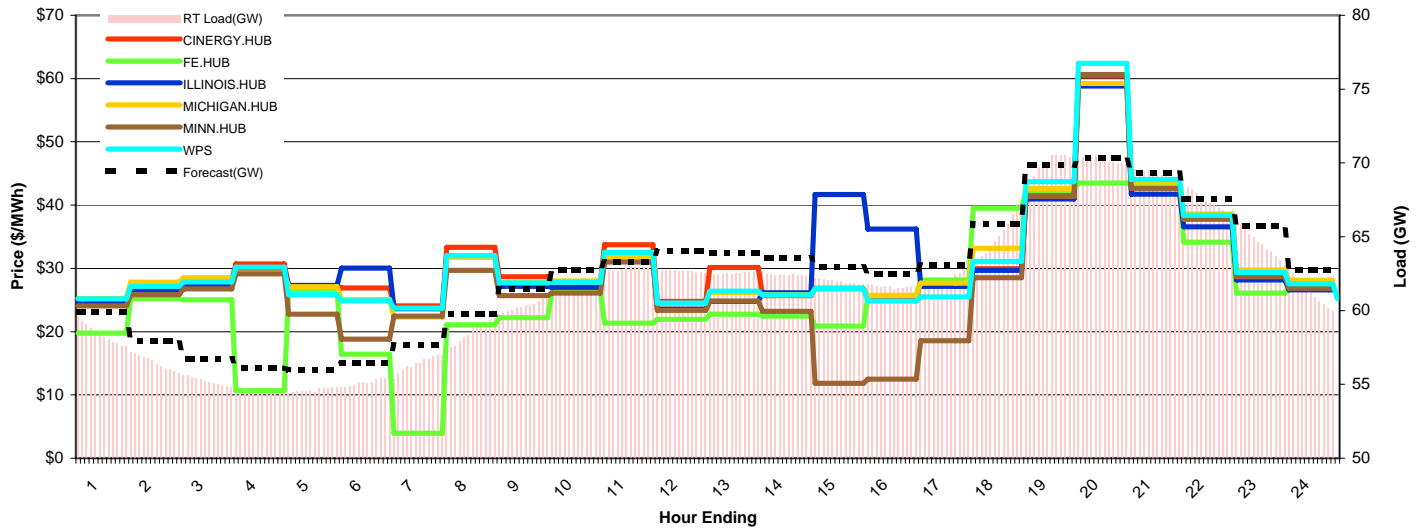
Day-Ahead Prices and Cleared Load

	HE1	HE2	HE3	HE4	HE5	HE6	HE7	HE8	HE9	HE10	HE11	HE12	HE13	HE14	HE15	HE16	HE17	HE18	HE19	HE20	HE21	HE22	HE23	HE24
CINERGY.HUB	33.63	32.04	31.60	31.47	31.73	36.74	48.78	53.60	48.52	47.17	45.16	45.30	43.74	43.00	39.98	38.43	39.75	44.61	62.56	58.87	48.70	43.45	41.60	40.66
FE.HUB	32.67	31.23	30.74	30.83	31.05	35.72	47.40	53.69	49.33	47.90	45.94	46.26	44.63	43.78	40.75	39.22	40.57	45.45	63.48	59.87	49.53	44.35	41.84	39.72
ILLINOIS.HUB	20.08	21.29	19.05	19.26	19.93	21.10	30.64	46.35	45.15	43.68	42.17	40.28	36.29	32.68	30.49	29.57	29.98	40.59	58.18	54.75	45.36	39.92	32.36	29.24
MICHIGAN.HUB	33.58	31.97	31.64	31.79	31.94	36.87	49.02	53.78	49.12	47.66	45.71	46.02	44.59	43.96	40.91	39.39	40.78	45.23	63.17	59.63	49.31	44.16	42.66	40.45
MINN.HUB	20.92	21.92	19.50	19.22	20.14	21.52	32.72	50.18	52.44	49.72	47.17	48.18	44.40	40.63	37.22	35.50	35.79	42.53	62.75	63.82	53.72	50.60	38.71	33.69
WPS	21.58	22.83	19.89	19.35	20.55	21.70	34.50	52.52	53.83	47.94	46.02	46.39	42.19	38.27	35.76	34.16	34.91	45.22	63.43	67.81	53.82	48.60	34.18	32.34
Cleared(GW)	57.8	55.8	54.6	54.2	54.6	55.5	57.3	60.0	60.9	62.1	63.0	63.0	62.0	61.1	60.2	60.0	61.0	65.9	68.4	68.2	67.6	66.6	63.7	61.3



Preliminary Real-Time Prices with Forecasted and Actual System Load

	HE1	HE2	HE3	HE4	HE5	HE6	HE7	HE8	HE9	HE10	HE11	HE12	HE13	HE14	HE15	HE16	HE17	HE18	HE19	HE20	HE21	HE22	HE23	HE24
CINERGY.HUB	25.25	27.39	28.20	30.71	27.26	26.91	24.10	33.35	28.68	27.94	33.74	24.80	30.15	25.68	26.86	25.21	28.02	29.94	42.16	60.45	43.12	37.85	29.09	27.45
FE.HUB	19.77	25.23	25.05	10.69	26.58	16.44	3.93	21.07	22.19	26.32	21.35	21.96	22.75	22.48	20.88	25.67	28.18	39.50	42.33	43.51	43.38	34.13	26.11	26.83
ILLINOIS.HUB	24.62	26.61	27.36	29.86	27.31	30.02	23.61	31.84	27.18	27.00	31.27	23.58	24.80	26.15	41.66	36.22	27.15	29.68	40.98	58.84	41.74	36.59	28.17	26.59
MICHIGAN.HUB	25.22	27.80	28.52	29.29	27.09	25.09	22.32	31.78	27.78	28.03	31.73	24.43	26.21	25.83	26.73	25.76	27.69	33.17	42.64	59.23	43.67	38.59	29.75	28.10
MINN.HUB	24.05	25.85	26.76	29.14	22.74	18.82	22.46	29.68	25.67	26.09	30.99	23.35	24.81	23.22	11.85	12.47	18.54	28.55	41.36	60.65	42.64	37.76	28.67	26.85
WPS	25.18	27.16	27.88	30.21	25.83	24.90	23.71	32.03	27.73	27.81	32.53	24.55	26.38	25.81	26.82	24.84	25.47	31.08	43.70	62.42	44.03	38.37	29.33	27.55
Forecasted(GW)	59.9	57.9	56.7	56.1	56.0	56.4	57.7	59.8	61.5	62.7	63.3	64.0	63.9	63.6	62.9	62.5	63.1	65.9	69.9	70.3	69.3	67.5	65.7	62.7
(RT) - (DA Load)	0.56	0.64	0.56	0.45	0.03	-0.34	-0.97	-1.57	-0.63	-0.41	-0.17	-0.28	0.55	1.32	1.72	1.60	1.05	-0.85	1.40	1.95	1.66	0.84	0.85	-0.07



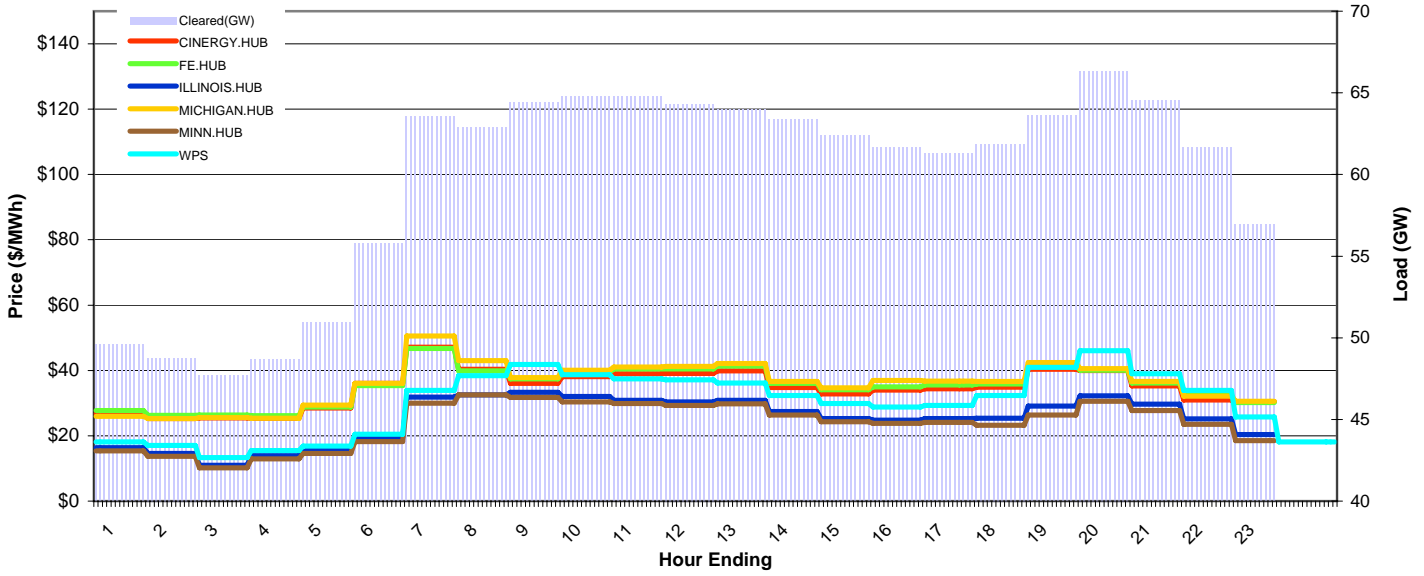
MISO Daily Report

Delivery Day: Tuesday, March 10, 2009

Price Color Codes: <=0 >=100 >=200

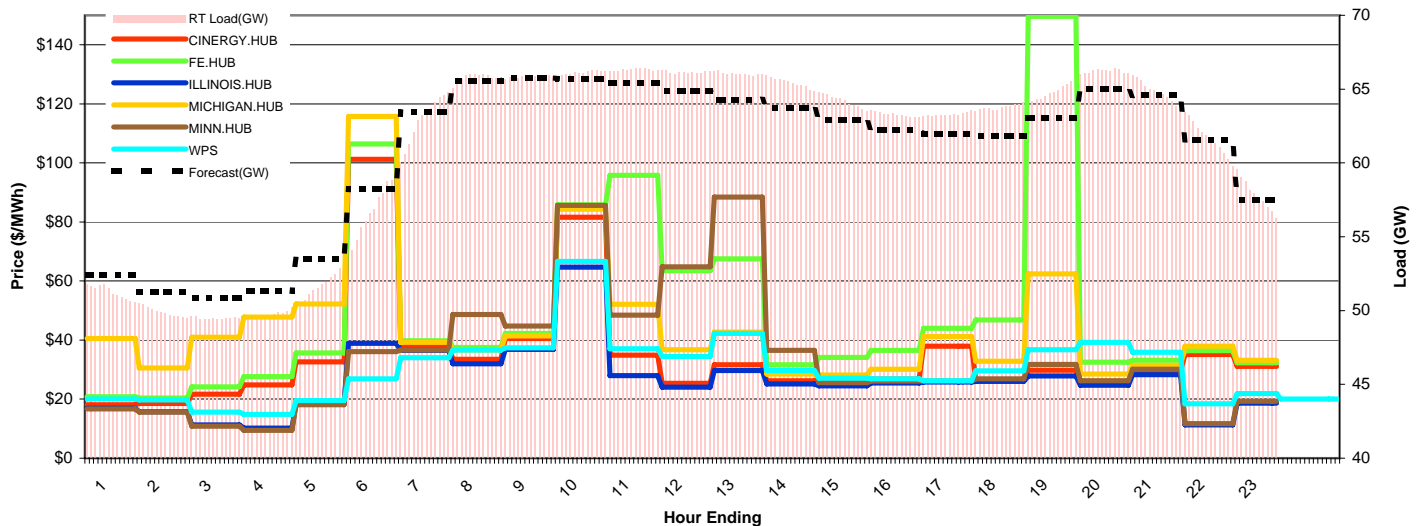
Day-Ahead Prices and Cleared Load

	HE1	HE2	HE3	HE4	HE5	HE6	HE7	HE8	HE9	HE10	HE11	HE12	HE13	HE14	HE15	HE16	HE17	HE18	HE19	HE20	HE21	HE22	HE23	HE24
CINERGY.HUB	26.72	25.31	25.47	25.37	28.52	36.07	47.13	40.33	36.09	38.15	39.01	39.10	39.90	34.77	32.87	34.00	34.42	34.90	40.36	39.98	35.27	31.00	30.48	27.64
FE.HUB	27.70	26.25	26.34	26.16	28.83	35.33	46.77	39.86	37.39	39.53	40.42	40.51	41.37	36.05	34.08	34.98	35.57	35.90	41.50	40.05	36.15	32.55	30.19	27.00
ILLINOIS.HUB	16.37	14.57	11.02	13.89	15.57	19.49	31.84	32.51	33.28	31.99	30.87	30.34	30.87	27.43	25.29	24.78	25.24	25.42	29.08	32.20	29.67	25.17	20.35	16.98
MICHIGAN.HUB	26.00	25.29	25.61	25.36	29.43	36.06	50.56	43.01	37.77	40.11	41.10	41.23	42.09	36.66	34.69	36.90	36.77	36.69	42.41	40.58	36.64	32.15	30.52	27.36
MINN.HUB	15.41	13.67	10.19	12.98	14.58	18.19	29.99	32.53	31.71	30.42	29.87	29.30	29.82	26.37	24.30	23.76	24.13	23.20	26.37	30.60	27.69	23.51	18.55	15.86
WPS	18.17	17.09	13.28	15.47	16.90	20.51	33.88	38.40	41.83	38.71	37.45	37.12	36.11	32.34	29.85	28.76	29.28	32.31	40.96	46.09	38.99	33.94	25.80	22.82
Cleared(GW)	49.6	48.8	47.7	48.7	50.9	55.8	63.6	62.9	64.4	64.8	64.8	64.3	64.0	63.4	62.4	61.7	61.3	61.9	63.6	66.3	64.5	61.7	56.9	5.3



Preliminary Real-Time Prices with Forecasted and Actual System Load

	HE1	HE2	HE3	HE4	HE5	HE6	HE7	HE8	HE9	HE10	HE11	HE12	HE13	HE14	HE15	HE16	HE17	HE18	HE19	HE20	HE21	HE22	HE23	HE24
CINERGY.HUB	18.06	18.55	21.71	24.79	32.61	101.24	37.91	33.47	40.57	81.63	34.90	25.33	31.60	26.18	25.20	26.76	37.92	26.57	29.82	26.05	29.47	35.11	31.09	22.88
FE.HUB	20.84	20.35	24.17	27.69	35.71	106.38	39.73	37.55	42.32	85.88	95.86	63.54	67.48	31.70	34.10	36.48	44.02	46.85	149.66	32.56	33.17	36.47	32.35	23.55
ILLINOIS.HUB	16.91	15.74	11.32	10.15	18.55	38.91	36.56	31.93	36.88	64.68	28.00	24.05	29.74	25.19	24.51	25.50	25.76	25.96	27.90	24.76	28.33	11.22	18.68	12.37
MICHIGAN.HUB	40.55	30.60	40.98	47.85	52.28	115.78	39.25	36.60	41.43	84.32	52.08	36.73	42.75	28.51	28.20	30.12	41.16	32.82	62.38	28.48	31.43	37.88	33.16	24.14
MINN.HUB	16.66	15.56	10.79	9.43	18.08	36.04	36.66	48.64	44.75	85.65	48.43	64.79	88.40	36.56	25.62	26.11	26.16	26.85	31.72	26.24	30.17	11.67	19.26	13.17
WPS	20.06	19.70	15.59	14.84	19.50	26.90	34.01	36.68	37.44	66.68	37.01	34.50	42.24	29.65	27.06	26.89	26.28	29.61	36.74	39.27	35.82	18.46	21.86	16.92
Forecasted(GW)	52.4	51.2	50.8	51.3	53.5	58.2	63.4	65.5	65.8	65.7	65.4	64.9	64.3	63.7	62.9	62.2	62.0	61.8	63.0	65.0	64.6	61.5	57.5	54.3
(RT) - (DA Load)	1.64	1.13	1.80	1.02	0.74	0.89	-0.65	2.89	1.38	1.32	1.54	1.83	2.08	2.07	1.82	1.61	1.97	1.88	1.20	-0.13	0.30	0.03	0.90	#DIV/0!



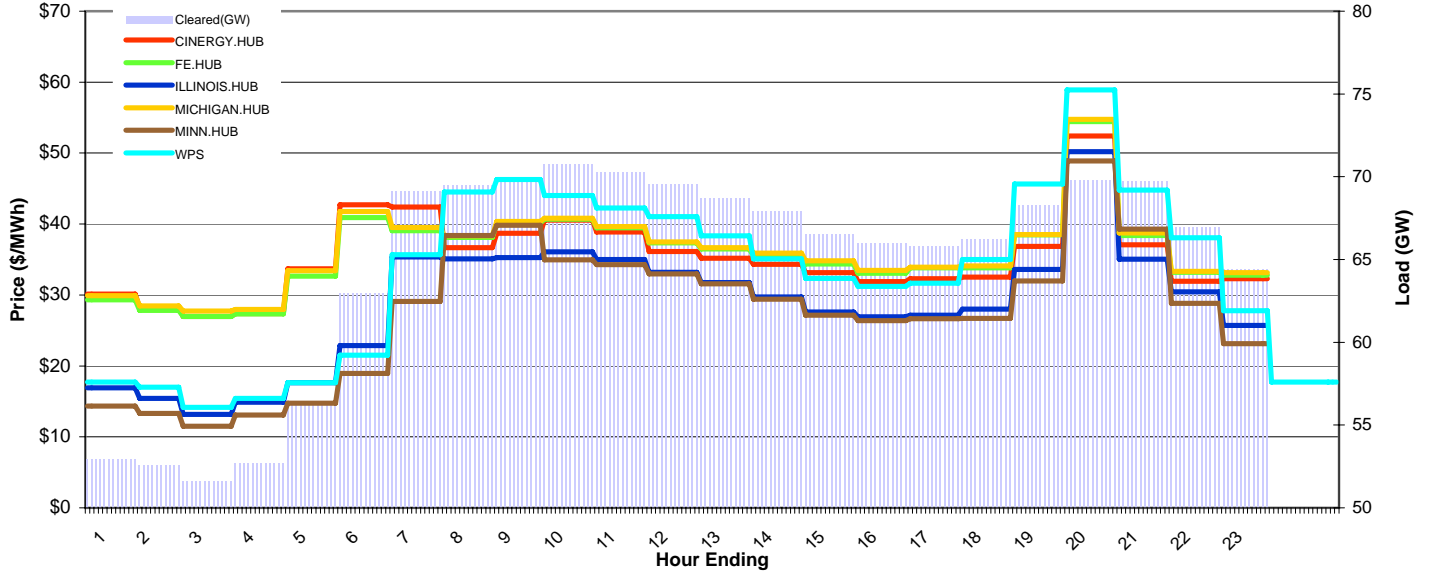
MISO Daily Report

Delivery Day: Wednesday, March 11, 2009

Price Color Codes: ≤0 ≥100 ≥200

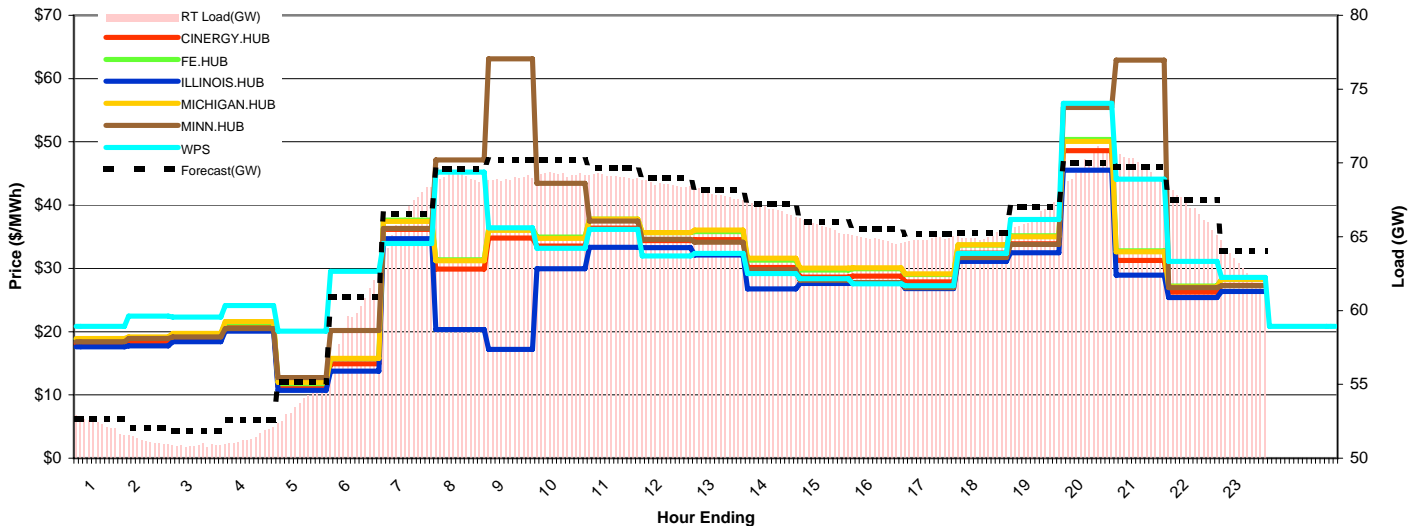
Day-Ahead Prices and Cleared Load

	HE1	HE2	HE3	HE4	HE5	HE6	HE7	HE8	HE9	HE10	HE11	HE12	HE13	HE14	HE15	HE16	HE17	HE18	HE19	HE20	HE21	HE22	HE23	HE24
CINERGY.HUB	30.15	28.20	26.96	27.39	33.70	42.73	42.40	36.69	38.68	40.53	38.87	36.12	35.19	34.33	33.16	31.90	32.30	32.50	36.83	52.41	37.08	31.95	32.29	33.10
FE.HUB	29.30	27.82	26.97	27.33	32.67	40.89	39.04	38.11	40.16	40.70	39.47	37.34	36.47	35.56	34.37	33.07	33.81	33.84	38.47	54.43	38.40	33.18	32.81	32.23
ILLINOIS.HUB	16.91	15.42	13.19	14.87	17.65	22.86	35.37	35.08	35.26	36.06	35.02	33.18	31.77	29.71	27.62	26.92	27.17	28.01	33.59	50.21	35.06	30.45	25.70	22.77
MICHIGAN.HUB	29.91	28.45	27.72	27.97	33.41	41.78	39.52	38.32	40.37	40.81	39.66	37.49	36.67	35.91	34.80	33.47	33.92	34.12	38.51	54.77	38.74	33.31	33.16	32.70
MINN.HUB	14.33	13.32	11.49	13.07	14.74	18.93	29.08	38.39	39.81	34.97	34.28	32.95	31.56	29.41	27.14	26.39	26.67	26.69	32.00	48.87	39.30	28.80	23.13	19.27
WPS	17.72	17.00	14.15	15.44	17.63	21.54	35.67	44.53	46.29	44.00	42.25	41.03	38.35	35.08	32.36	31.23	31.67	34.99	45.65	58.89	44.80	38.08	27.77	25.45
Cleared(GW)	52.9	52.6	51.6	52.7	56.2	62.9	69.1	69.5	70.0	70.8	70.3	69.6	68.7	67.9	66.6	66.0	65.8	66.2	68.3	69.8	69.7	66.9	64.4	6.0



Preliminary Real-Time Prices with Forecasted and Actual System Load

	HE1	HE2	HE3	HE4	HE5	HE6	HE7	HE8	HE9	HE10	HE11	HE12	HE13	HE14	HE15	HE16	HE17	HE18	HE19	HE20	HE21	HE22	HE23	HE24
CINERGY.HUB	18.16	18.41	19.04	20.74	11.32	14.90	36.18	29.91	34.80	33.54	36.39	34.41	34.52	30.14	28.65	28.76	27.89	32.40	33.87	48.59	31.24	26.26	27.31	28.52
FE.HUB	18.82	19.01	19.63	21.41	11.77	15.75	37.62	31.34	36.28	34.93	37.79	35.68	35.83	31.30	29.76	29.93	29.04	33.66	35.13	50.40	32.75	27.20	28.27	29.49
ILLINOIS.HUB	17.58	17.76	18.43	20.06	10.73	13.75	34.72	20.34	17.19	29.95	33.34	33.28	32.12	26.75	27.63	27.67	26.80	31.12	32.45	45.53	28.91	25.40	26.33	27.18
MICHIGAN.HUB	18.93	19.18	19.75	21.58	11.97	15.80	37.44	31.22	36.02	34.75	37.76	35.68	36.08	31.63	30.03	30.09	29.13	33.75	35.00	50.07	32.61	27.06	28.25	29.62
MINN.HUB	18.42	18.92	19.16	20.50	12.73	20.18	36.31	47.14	63.11	43.47	37.46	34.58	34.13	29.80	28.12	27.76	26.97	31.69	33.78	55.42	62.94	26.95	27.24	27.41
WPS	20.83	22.46	22.28	24.12	20.10	29.52	33.96	45.19	36.41	33.19	36.18	31.98	32.37	29.17	28.36	27.58	27.26	32.36	37.73	56.07	44.12	31.11	28.55	28.24
Forecasted(GW)	52.6	52.0	51.8	52.6	55.2	60.9	66.5	69.6	70.2	70.2	69.7	69.0	68.2	67.2	66.0	65.5	65.2	65.3	67.0	70.0	69.7	67.5	64.0	60.3
(RT) - (DA Load)	-0.65	-1.43	-0.74	-1.28	-2.31	-3.31	-2.70	-0.45	-1.07	-1.57	-1.19	-1.01	-0.86	-1.06	-0.87	-1.19	-0.97	-1.21	-1.91	0.13	0.08	-0.06	-1.53	#DIV/0!



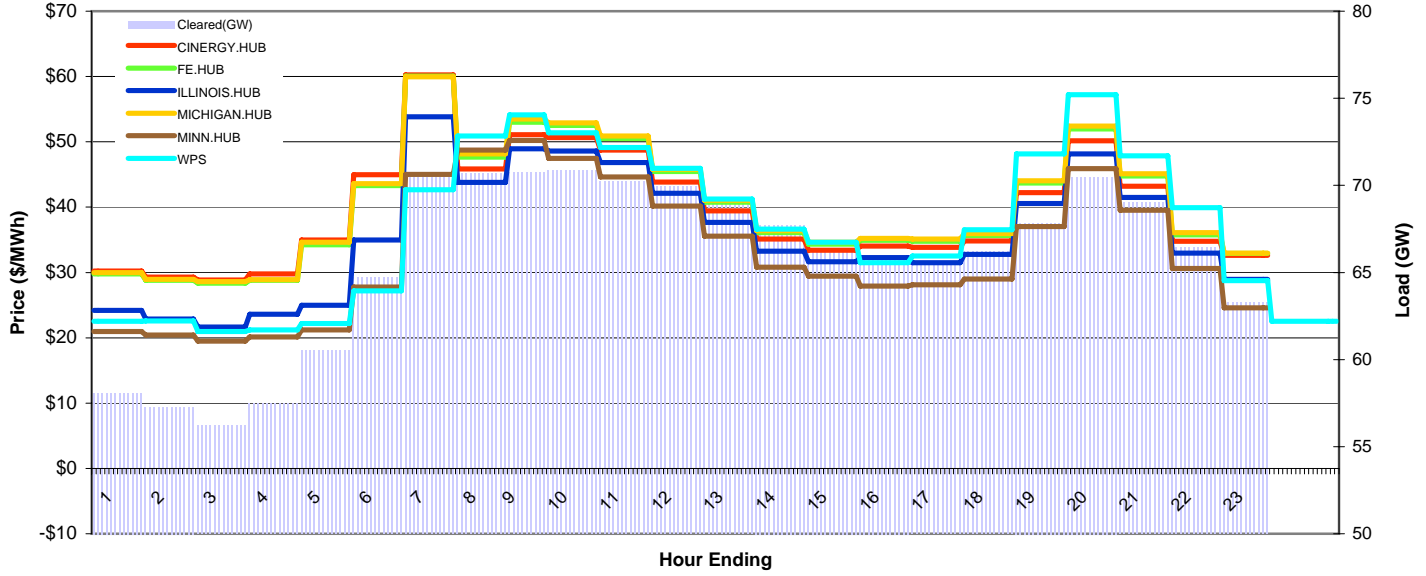
MISO Daily Report

Delivery Day: Thursday, March 12, 2009

Price Color Codes: <=0 >=100 >=200

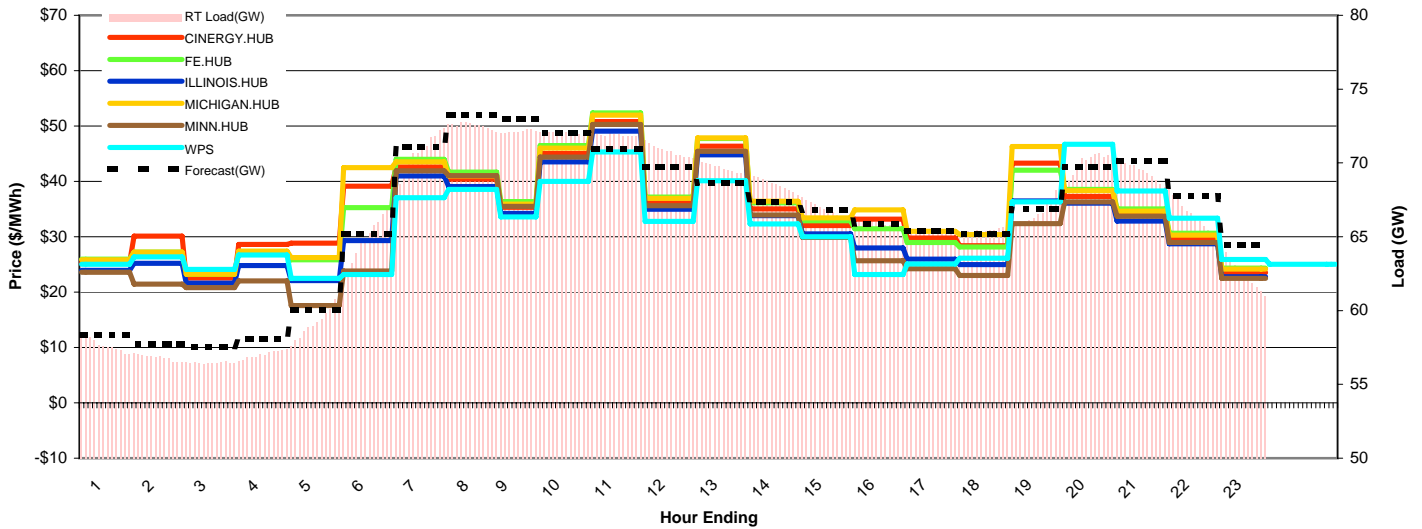
Day-Ahead Prices and Cleared Load

	HE1	HE2	HE3	HE4	HE5	HE6	HE7	HE8	HE9	HE10	HE11	HE12	HE13	HE14	HE15	HE16	HE17	HE18	HE19	HE20	HE21	HE22	HE23	HE24
CINERGY.HUB	30.20	29.31	28.85	29.76	34.99	44.99	60.27	45.86	51.08	50.63	48.72	43.84	39.42	35.14	33.39	34.04	33.86	34.84	42.21	50.15	43.18	34.78	32.64	31.39
FE.HUB	29.80	28.80	28.38	28.78	34.26	43.30	60.07	47.65	53.00	52.49	50.49	45.44	40.73	36.11	34.35	34.94	34.79	35.67	43.70	51.98	44.75	35.78	32.93	31.15
ILLINOIS.HUB	24.20	22.89	21.64	23.61	24.98	34.98	53.81	43.80	48.94	48.60	46.81	42.12	37.68	33.25	31.66	32.29	31.47	32.76	40.58	48.17	41.48	32.96	28.96	24.33
MICHIGAN.HUB	29.97	28.97	28.61	28.92	34.64	43.58	59.97	48.13	53.47	52.91	50.89	45.80	41.06	36.41	34.64	35.21	35.11	35.97	44.02	52.39	45.11	36.09	32.98	31.45
MINN.HUB	20.98	20.44	19.48	20.14	21.23	27.79	45.01	48.74	50.22	47.45	44.61	40.16	35.58	30.80	29.44	27.91	28.09	29.00	37.05	45.91	39.52	30.62	24.59	20.72
WPS	22.55	22.58	20.96	21.19	22.18	27.18	42.65	50.87	54.13	51.39	49.14	45.93	41.26	36.66	34.65	31.50	32.51	36.55	48.15	57.23	47.85	39.92	28.76	25.81
Cleared(GW)	58.1	57.3	56.2	57.5	60.5	64.7	70.5	70.7	70.8	70.9	70.2	69.9	69.0	67.7	66.4	65.9	65.6	66.2	67.8	70.5	69.0	66.4	63.3	6.0



Preliminary Real-Time Prices with Forecasted and Actual System Load

	HE1	HE2	HE3	HE4	HE5	HE6	HE7	HE8	HE9	HE10	HE11	HE12	HE13	HE14	HE15	HE16	HE17	HE18	HE19	HE20	HE21	HE22	HE23	HE24
CINERGY.HUB	25.33	30.10	22.57	28.59	28.84	39.16	42.60	40.41	35.32	45.04	50.83	36.11	46.37	35.02	32.05	33.18	29.76	28.37	43.27	37.30	33.92	29.59	23.50	24.87
FE.HUB	25.93	27.22	23.25	27.36	25.85	35.26	43.96	41.65	36.38	46.46	52.37	37.16	47.76	36.13	32.90	31.46	28.97	28.13	42.04	38.57	35.03	30.61	24.35	25.64
ILLINOIS.HUB	23.95	25.23	21.64	24.81	22.08	29.32	40.96	39.10	34.20	43.53	49.10	34.97	44.77	33.80	30.51	28.00	25.94	24.95	36.48	36.07	32.84	28.72	22.77	6.85
MICHIGAN.HUB	25.85	27.20	23.23	27.42	26.27	42.50	43.55	40.96	35.92	46.00	51.94	36.96	47.87	36.40	33.41	34.87	30.96	30.42	46.29	38.31	34.63	30.27	24.19	27.15
MINN.HUB	23.56	21.46	20.81	22.01	17.56	23.82	41.92	41.03	35.48	44.38	50.30	35.63	45.46	33.92	29.91	25.67	24.23	22.98	32.36	36.28	33.70	28.94	22.50	6.21
WPS	25.04	26.37	24.13	26.73	22.46	23.20	37.02	38.56	33.58	40.03	45.31	32.78	40.13	32.29	30.00	23.21	25.08	26.12	36.29	46.69	38.27	33.36	25.89	9.38
Forecasted(GW)	58.3	57.8	57.6	58.1	60.0	65.2	71.1	73.3	73.0	72.1	70.9	69.8	68.6	67.4	66.8	65.8	65.4	65.2	66.9	69.7	70.1	67.8	64.5	60.9
(RT) - (DA Load)	-0.42	-0.44	0.29	-0.42	-1.32	0.18	0.16	1.84	1.38	1.22	1.63	0.90	0.68	0.86	0.48	-0.02	-0.20	-0.74	-1.06	-0.45	0.44	-0.01	-0.76	#DIV/0!



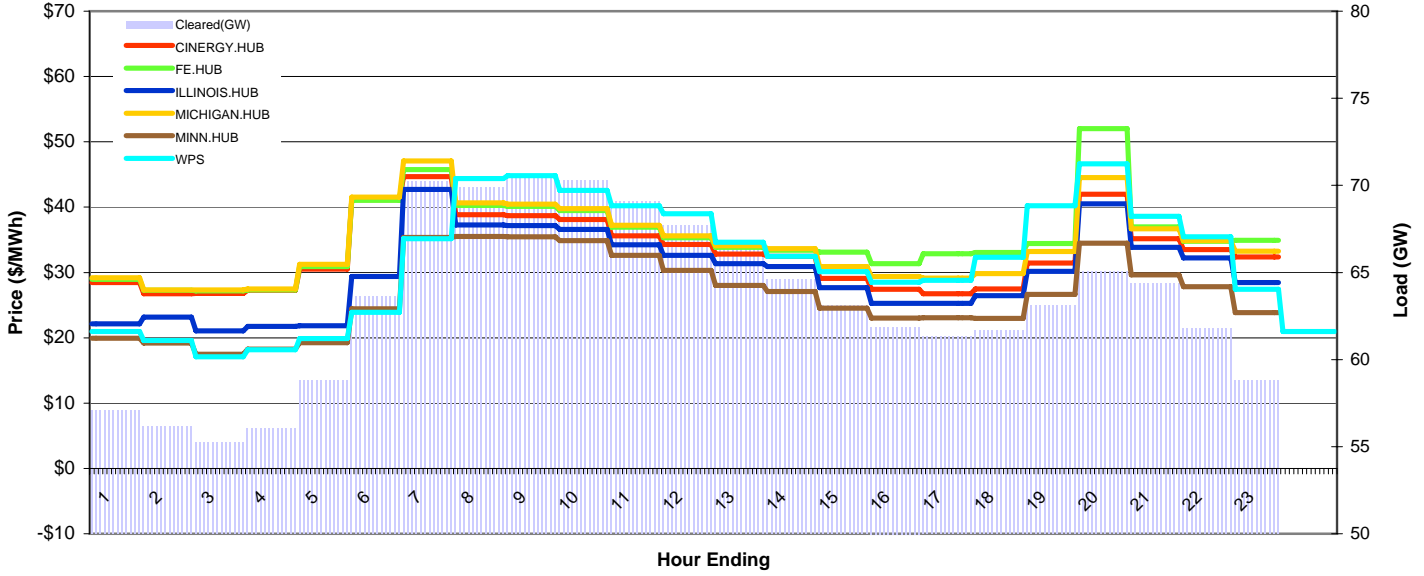
MISO Daily Report

Delivery Day: Friday, March 13, 2009

Price Color Codes: ≤0 ≥100 ≥200

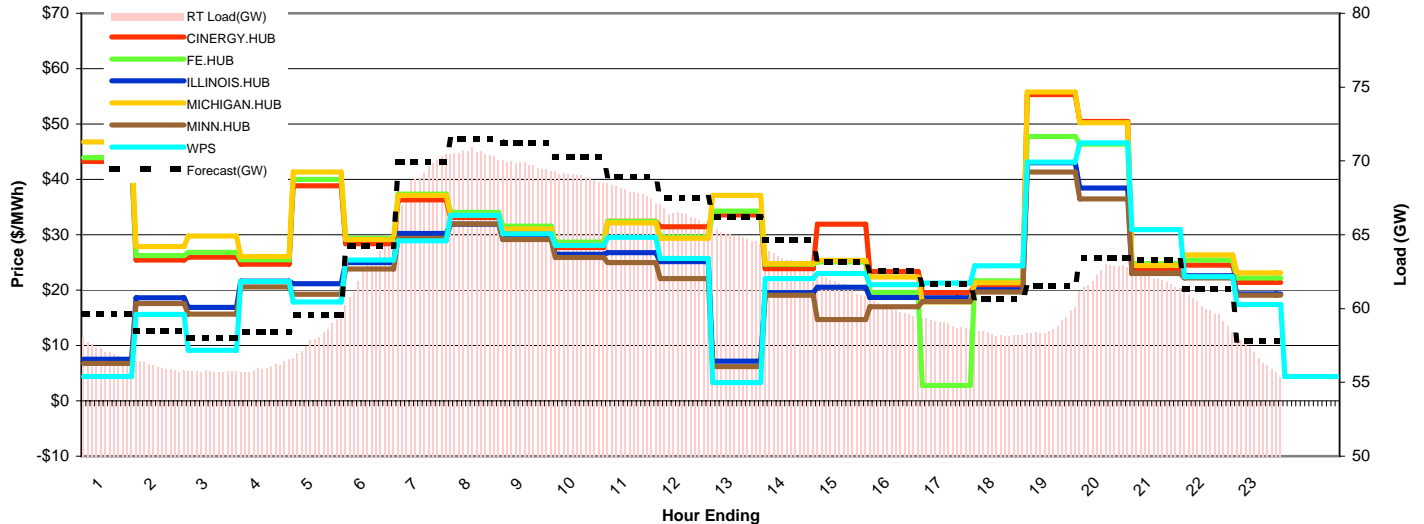
Day-Ahead Prices and Cleared Load

	HE1	HE2	HE3	HE4	HE5	HE6	HE7	HE8	HE9	HE10	HE11	HE12	HE13	HE14	HE15	HE16	HE17	HE18	HE19	HE20	HE21	HE22	HE23	HE24
CINERGY.HUB	28.44	26.75	26.80	27.26	30.49	41.16	44.67	38.86	38.72	38.09	35.63	34.31	32.81	32.46	29.08	27.45	26.72	27.48	31.45	42.00	35.16	33.48	32.37	29.00
FE.HUB	28.97	27.30	27.19	27.35	30.92	41.07	45.75	40.26	40.14	39.48	36.93	35.31	33.83	33.41	33.10	31.33	32.89	33.08	34.44	52.00	37.00	34.76	34.92	29.98
ILLINOIS.HUB	22.14	23.18	21.08	21.73	21.83	29.39	42.71	37.27	37.20	36.60	34.23	32.61	31.35	30.92	27.66	25.27	25.26	26.46	30.19	40.49	33.87	32.23	28.48	20.70
MICHIGAN.HUB	29.17	27.35	27.34	27.46	31.23	41.54	47.08	40.64	40.46	39.79	37.22	35.61	34.10	33.66	30.91	29.38	29.13	29.85	33.20	44.52	36.70	34.89	33.28	30.32
MINN.HUB	19.94	19.20	17.50	18.27	19.24	24.44	35.38	35.50	35.45	34.89	32.62	30.33	28.00	27.09	24.53	23.00	23.06	22.98	26.65	34.49	29.61	27.82	23.83	19.36
WPS	20.98	19.59	17.11	18.15	19.91	23.90	35.15	44.39	44.83	42.57	40.19	38.99	34.62	32.46	30.10	28.52	28.80	32.33	40.24	46.61	38.60	35.46	27.43	24.54
Cleared(GW)	57.1	56.1	55.2	56.1	58.8	63.6	70.2	69.9	70.4	70.3	69.0	67.7	66.5	64.6	63.1	61.9	61.3	61.6	63.1	65.1	64.4	61.8	58.8	5.5



Preliminary Real-Time Prices with Forecasted and Actual System Load

	HE1	HE2	HE3	HE4	HE5	HE6	HE7	HE8	HE9	HE10	HE11	HE12	HE13	HE14	HE15	HE16	HE17	HE18	HE19	HE20	HE21	HE22	HE23	HE24
CINERGY.HUB	43.23	25.43	25.98	24.71	38.87	28.39	36.28	33.13	30.58	27.70	32.43	31.47	33.59	23.88	31.91	23.33	19.53	20.88	55.30	50.48	23.93	24.50	21.36	20.35
FE.HUB	43.95	26.24	26.82	25.52	40.02	29.38	37.36	34.06	31.54	28.67	32.41	29.57	34.28	24.68	25.07	19.62	2.78	21.68	47.74	46.37	24.80	25.45	22.18	21.13
ILLINOIS.HUB	7.53	18.63	16.85	21.64	21.13	24.97	30.26	31.90	29.39	26.48	26.79	25.16	7.19	19.55	20.52	18.68	18.63	20.06	43.03	38.46	23.00	22.59	19.32	19.47
MICHIGAN.HUB	46.77	27.86	29.74	26.09	41.31	29.11	37.13	33.53	31.04	28.17	32.16	29.36	37.13	24.81	25.38	22.39	17.89	21.35	55.76	50.21	24.43	26.37	23.14	20.81
MINN.HUB	6.79	17.58	15.69	20.57	19.23	23.79	29.36	31.99	29.12	25.88	24.96	22.10	6.17	19.07	14.68	16.98	17.93	19.67	41.32	36.45	22.99	22.21	19.06	19.55
WPS	4.41	15.59	9.16	21.58	17.86	25.45	28.88	33.53	30.15	28.10	29.55	25.74	3.30	22.07	23.01	20.97	21.30	24.37	43.10	46.62	30.92	22.45	17.42	22.72
Forecasted(GW)	59.6	58.5	58.0	58.4	59.6	64.3	69.9	71.5	71.2	70.3	68.9	67.5	66.2	64.7	63.2	62.6	61.6	60.6	61.5	63.5	63.3	61.3	57.8	54.9
(RT) - (DA Load)	0.09	-0.06	0.53	-0.03	-0.71	-0.74	-1.33	0.63	-0.67	-1.30	-1.13	-1.38	-1.60	-1.26	-1.48	-1.88	-2.34	-3.34	-4.26	-2.68	-2.29	-1.85	-2.05	#DIV/0!



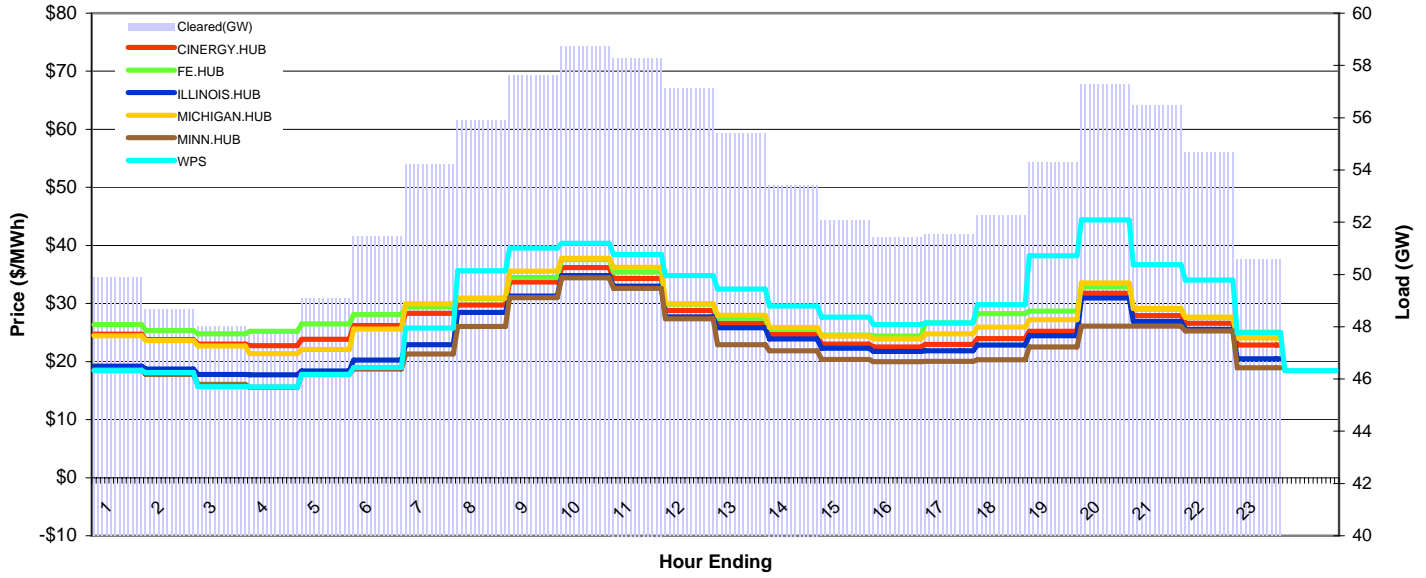
MISO Daily Report

Delivery Day: Saturday, March 14, 2009

Price Color Codes: ≤0 ≥100 ≥200

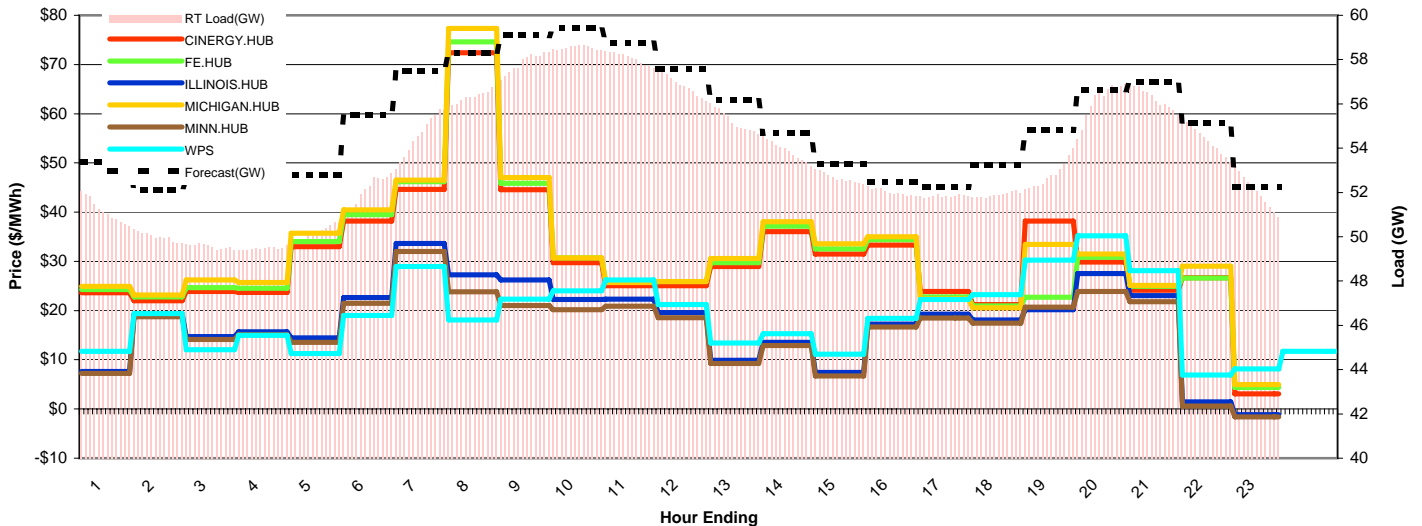
Day-Ahead Prices and Cleared Load

	HE1	HE2	HE3	HE4	HE5	HE6	HE7	HE8	HE9	HE10	HE11	HE12	HE13	HE14	HE15	HE16	HE17	HE18	HE19	HE20	HE21	HE22	HE23	HE24
CINERGY.HUB	24.73	23.80	23.03	22.73	23.83	26.22	28.30	29.73	33.73	36.19	34.29	28.81	26.61	24.68	23.02	22.54	22.94	23.97	25.21	31.80	27.94	26.57	22.87	21.55
FE.HUB	26.39	25.33	24.80	25.19	26.51	28.11	29.43	30.83	34.50	37.54	35.44	29.89	27.50	25.56	24.56	24.41	26.66	28.27	28.69	32.87	29.00	27.59	25.05	23.49
ILLINOIS.HUB	19.19	18.71	17.77	17.72	18.39	20.24	22.91	28.45	31.30	34.79	32.97	27.67	25.85	23.89	22.31	21.74	21.87	22.84	24.46	30.97	26.93	25.54	20.50	18.47
MICHIGAN.HUB	24.45	23.62	22.69	21.36	22.07	25.60	29.94	30.95	35.59	37.77	36.22	29.94	27.97	25.89	24.37	23.88	24.80	25.94	27.18	33.55	29.13	27.63	24.08	22.79
MINN.HUB	18.61	17.78	16.08	15.60	17.84	18.70	21.33	26.06	31.00	34.42	32.62	27.38	22.90	21.83	20.36	20.00	20.05	20.32	22.51	26.12	26.11	25.28	18.95	17.35
WPS	18.42	18.12	15.66	15.60	17.75	19.02	25.79	35.61	39.55	40.35	38.44	34.81	32.50	29.59	27.62	26.37	26.63	29.80	38.23	44.42	36.69	34.04	24.95	22.45
Cleared(GW)	49.9	48.7	48.0	47.8	49.1	51.5	54.2	55.9	57.6	58.7	58.3	57.1	55.4	53.4	52.1	51.4	51.5	52.3	54.3	57.3	56.5	54.7	50.6	4.8



Preliminary Real-Time Prices with Forecasted and Actual System Load

	HE1	HE2	HE3	HE4	HE5	HE6	HE7	HE8	HE9	HE10	HE11	HE12	HE13	HE14	HE15	HE16	HE17	HE18	HE19	HE20	HE21	HE22	HE23	HE24
CINERGY.HUB	23.64	22.02	23.90	23.71	33.00	38.16	44.65	72.39	44.59	29.74	25.04	25.08	28.93	36.07	31.52	33.34	23.87	21.23	38.16	29.89	24.16	26.69	3.08	15.14
FE.HUB	24.27	22.80	24.69	24.50	34.02	39.51	46.17	74.60	45.84	30.71	25.84	25.87	29.73	37.12	32.51	34.40	22.78	20.98	22.74	30.82	24.89	26.60	4.35	14.15
ILLINOIS.HUB	7.60	19.35	14.73	15.68	14.44	22.65	33.63	27.26	26.22	22.24	22.29	19.59	9.90	13.52	7.43	17.26	19.28	18.08	20.20	27.53	23.06	1.44	-1.15	14.69
MICHIGAN.HUB	24.89	23.15	26.19	25.67	35.74	40.49	46.51	77.33	47.05	30.74	25.72	25.92	30.56	38.07	33.59	34.99	22.39	20.54	33.45	31.47	25.14	28.99	4.96	14.36
MINN.HUB	7.24	18.72	14.11	15.09	13.52	21.47	32.01	23.81	21.04	20.20	20.90	18.54	9.24	12.91	6.71	16.66	18.48	17.43	20.70	23.90	21.81	0.58	-1.60	6.46
WPS	11.74	19.37	12.05	14.99	11.26	18.99	28.98	18.09	22.34	23.99	26.20	21.21	13.41	15.33	11.16	18.42	22.23	23.25	30.28	35.17	28.08	6.93	8.12	15.87
Forecasted(GW)	53.4	52.1	52.5	52.5	52.8	55.5	57.5	58.3	59.1	59.4	58.7	57.6	56.2	54.7	53.3	52.5	52.2	53.2	54.8	56.6	57.0	55.1	52.2	49.7
(RT) - (DA Load)	1.29	1.35	1.54	1.71	1.09	0.60	0.37	0.45	0.27	-0.19	-0.22	-0.27	-0.16	0.47	0.60	0.61	0.31	-0.36	-1.49	-1.10	-0.21	-0.26	1.45	#DIV/0!



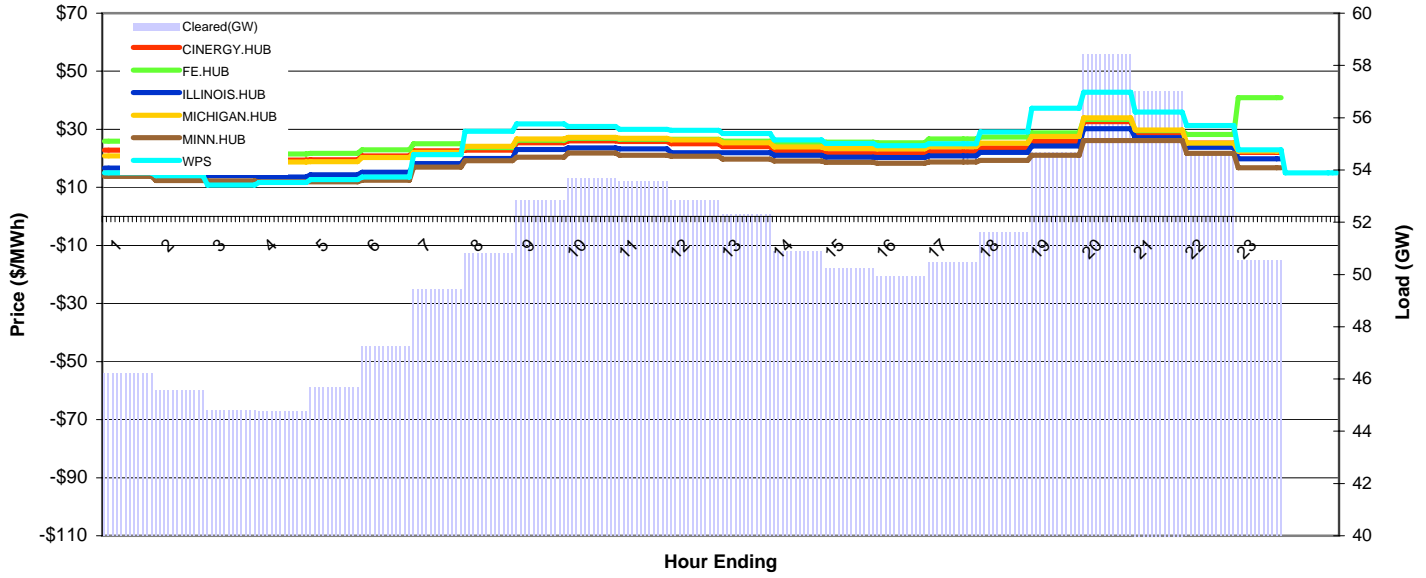
MISO Daily Report

Delivery Day: Sunday, March 15, 2009

Price Color Codes: ≤0 ≥100 ≥200

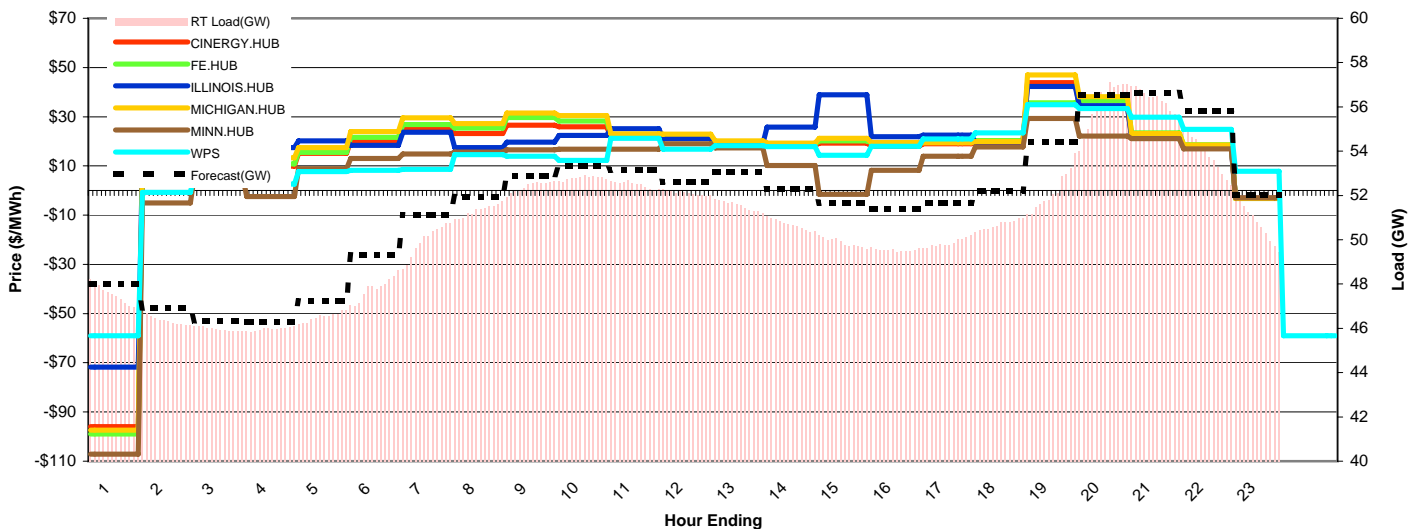
Day-Ahead Prices and Cleared Load

	HE1	HE2	HE3	HE4	HE5	HE6	HE7	HE8	HE9	HE10	HE11	HE12	HE13	HE14	HE15	HE16	HE17	HE18	HE19	HE20	HE21	HE22	HE23	HE24
CINERGY.HUB	22.84	19.44	19.33	19.39	19.53	20.82	22.63	22.79	25.33	26.05	25.80	24.99	24.09	22.61	21.65	21.60	22.27	23.56	25.81	32.62	28.67	25.29	22.01	18.95
FE.HUB	25.91	21.35	21.39	21.54	21.68	22.97	24.98	23.65	26.27	26.92	26.58	26.54	25.96	25.07	25.59	25.40	26.64	27.30	28.81	33.36	29.51	28.24	40.93	28.95
ILLINOIS.HUB	16.62	14.70	14.06	13.56	14.38	15.18	18.24	19.91	22.99	23.59	23.31	21.89	21.99	21.05	20.40	20.28	20.84	22.09	24.22	30.25	27.14	23.81	19.89	16.87
MICHIGAN.HUB	20.86	19.03	19.05	18.74	18.82	20.24	22.06	24.11	26.65	27.25	26.91	26.30	25.41	23.95	23.37	23.26	24.09	25.29	27.55	34.00	29.72	25.25	22.50	18.79
MINN.HUB	13.75	12.35	12.26	11.96	11.91	12.44	16.94	19.23	20.44	21.78	21.06	20.74	19.77	19.13	18.67	18.33	18.71	19.25	21.03	26.10	26.09	21.68	16.79	13.98
WPS	14.94	13.98	10.78	11.70	12.73	13.59	21.29	29.34	31.84	30.95	29.98	29.61	28.56	26.38	25.11	24.40	25.01	29.10	37.26	42.73	35.92	31.35	22.94	19.99
Cleared(GW)	46.2	45.6	44.8	44.7	45.7	47.2	49.4	50.8	52.8	53.7	53.6	52.8	52.3	50.9	50.2	49.9	50.5	51.6	54.7	58.4	57.0	54.6	50.6	4.8



Preliminary Real-Time Prices with Forecasted and Actual System Load

	HE1	HE2	HE3	HE4	HE5	HE6	HE7	HE8	HE9	HE10	HE11	HE12	HE13	HE14	HE15	HE16	HE17	HE18	HE19	HE20	HE21	HE22	HE23	HE24
CINERGY.HUB	-96.01	7.21	12.88	9.87	15.09	20.08	24.87	23.13	26.61	25.85	21.80	21.31	19.09	18.26	19.23	18.03	18.97	19.59	43.81	33.92	22.50	17.96	-3.15	9.70
FE.HUB	-98.96	8.55	13.21	10.79	15.48	21.67	26.88	25.40	29.63	28.29	22.68	22.25	19.82	18.88	20.13	19.35	19.65	20.34	35.63	36.46	23.44	18.65	-3.24	10.00
ILLINOIS.HUB	-71.78	11.14	18.38	17.51	20.24	18.35	23.74	17.40	19.61	22.34	25.13	21.07	19.03	25.72	38.94	21.83	22.52	19.70	42.26	34.49	21.58	17.21	-3.03	14.24
MICHIGAN.HUB	-97.36	11.14	15.19	13.25	17.44	24.02	29.61	27.16	31.56	30.44	23.06	22.93	20.17	19.22	21.27	19.49	19.35	19.97	46.99	38.09	23.23	18.48	-3.23	9.96
MINN.HUB	-107.18	-5.10	6.65	-2.43	8.87	12.99	14.86	15.68	16.56	16.79	16.78	19.03	17.31	10.23	-1.56	8.17	14.00	17.67	29.29	22.12	21.11	16.90	-2.93	4.66
WPS	-58.99	-0.69	6.62	2.66	7.65	8.20	8.62	14.54	13.88	12.29	21.26	16.86	18.30	17.78	14.28	18.00	21.00	23.43	34.88	33.33	29.79	24.92	7.78	15.63
Forecasted(GW)	48.0	46.9	46.3	46.3	47.2	49.3	51.1	52.0	52.9	53.3	53.1	52.6	53.1	52.3	51.6	51.4	51.7	52.2	54.4	56.5	56.6	55.8	52.0	50.4
(RT) - (DA Load)	1.31	0.83	1.18	1.23	0.85	0.54	0.54	0.51	-0.44	-0.88	-1.06	-0.71	-0.75	-0.20	-0.34	-0.36	-0.60	-0.93	-2.52	-2.24	-0.69	-0.70	0.25	#DIV/0!



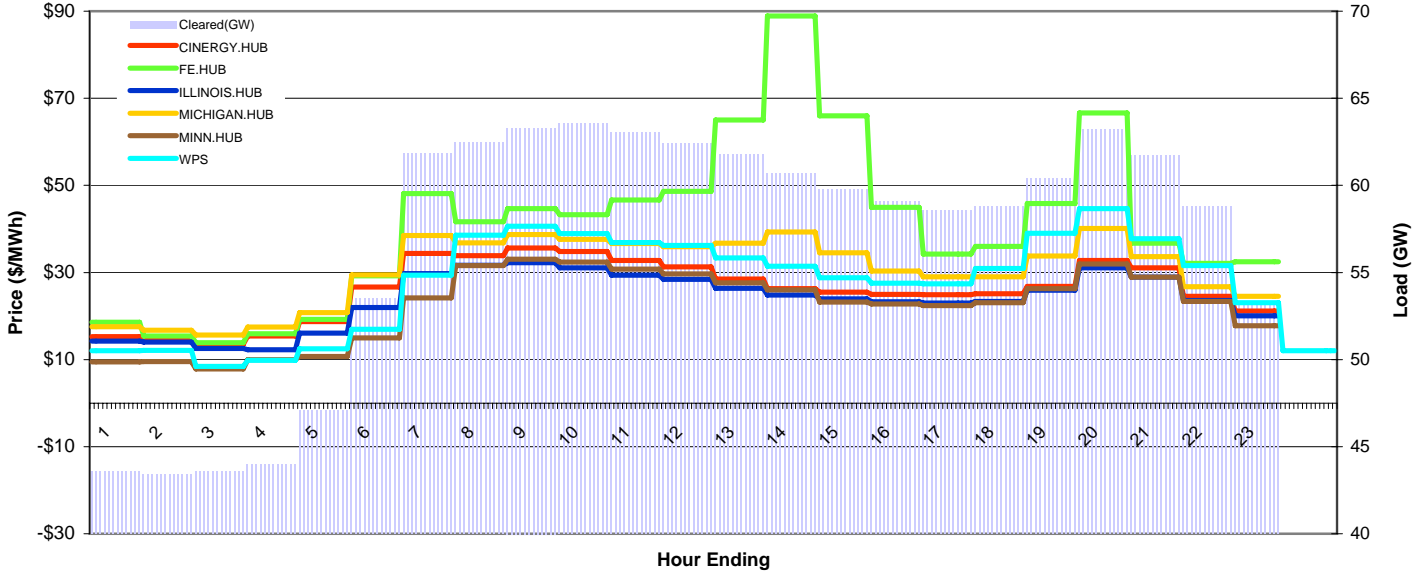
MISO Daily Report

Delivery Day: Monday, March 16, 2009

Price Color Codes: ≤0 ≥100 ≥200

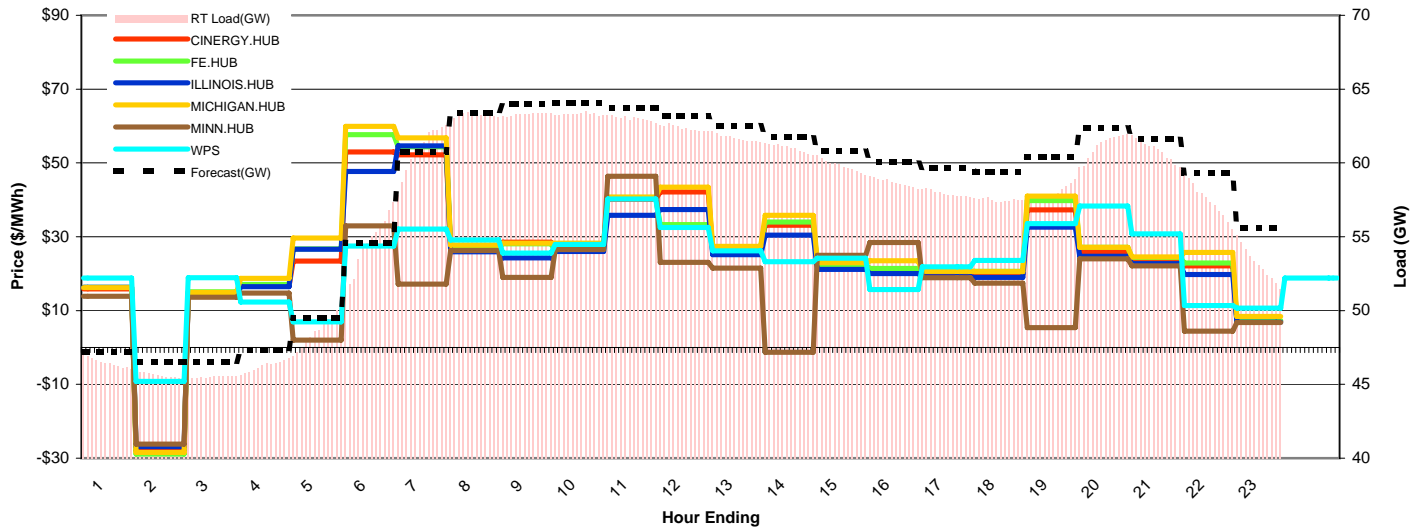
Day-Ahead Prices and Cleared Load

	HE1	HE2	HE3	HE4	HE5	HE6	HE7	HE8	HE9	HE10	HE11	HE12	HE13	HE14	HE15	HE16	HE17	HE18	HE19	HE20	HE21	HE22	HE23	HE24
CINERGY.HUB	15.24	14.98	13.50	15.44	18.70	26.64	34.34	33.89	35.61	34.82	32.77	31.30	28.53	26.30	25.47	24.96	24.86	25.13	26.79	32.76	31.04	24.49	21.16	18.49
FE.HUB	18.56	15.41	13.86	15.95	19.23	29.21	48.10	41.65	44.69	43.24	46.68	48.62	65.04	88.91	65.94	44.98	34.24	36.01	45.83	66.63	36.69	32.09	32.49	24.44
ILLINOIS.HUB	14.26	14.03	12.56	12.26	16.09	21.95	29.72	31.62	32.23	31.06	29.34	28.40	26.35	24.85	23.91	23.30	23.01	23.33	25.95	31.04	28.90	23.54	20.03	17.01
MICHIGAN.HUB	17.51	16.74	15.65	17.48	20.75	29.43	38.52	36.77	38.68	37.61	36.62	35.95	36.75	39.28	34.54	30.35	29.04	29.03	33.82	40.12	33.67	26.76	24.55	21.14
MINN.HUB	9.43	9.57	7.88	9.99	10.73	14.95	24.14	31.56	33.06	32.36	30.78	29.67	27.58	26.00	23.18	22.78	22.41	23.08	26.32	31.94	28.92	23.35	17.80	13.48
WPS	12.05	12.12	8.41	9.86	12.51	16.98	29.41	38.55	40.60	38.92	36.90	36.19	33.32	31.46	28.80	27.57	27.38	30.94	39.00	44.63	37.72	31.60	23.06	19.42
Cleared(GW)	43.6	43.4	43.6	44.0	47.1	53.5	61.8	62.5	63.3	63.5	63.1	62.4	61.8	60.7	59.8	59.1	58.6	58.8	60.4	63.2	61.7	58.8	53.1	4.9



Preliminary Real-Time Prices with Forecasted and Actual System Load

	HE1	HE2	HE3	HE4	HE5	HE6	HE7	HE8	HE9	HE10	HE11	HE12	HE13	HE14	HE15	HE16	HE17	HE18	HE19	HE20	HE21	HE22	HE23	HE24
CINERGY.HUB	15.87	-28.02	14.63	16.57	23.43	53.01	52.18	26.70	28.56	27.43	40.14	42.13	26.25	33.14	22.07	20.85	19.91	19.77	37.24	26.05	23.51	22.07	7.14	4.98
FE.HUB	16.34	-28.87	15.06	17.07	26.71	57.66	54.40	27.68	28.07	26.08	40.66	33.31	27.27	33.99	22.47	21.43	20.75	20.61	39.84	27.17	24.33	22.87	7.30	6.31
ILLINOIS.HUB	16.27	-26.92	14.07	16.49	26.63	47.70	54.59	25.96	24.27	25.98	35.80	37.35	25.17	30.40	21.16	20.02	19.14	19.02	32.57	24.71	22.72	19.75	6.89	-0.34
MICHIGAN.HUB	16.19	-28.47	14.93	18.75	29.69	59.92	56.76	27.78	28.26	28.27	40.71	43.40	27.44	35.83	23.02	23.48	20.65	20.53	41.00	27.18	24.55	25.73	8.37	8.43
MINN.HUB	13.86	-26.19	13.63	14.78	2.03	32.97	17.20	26.26	18.96	26.52	46.36	23.10	21.50	-1.29	24.98	28.46	18.90	17.41	5.41	24.00	22.15	4.42	6.74	-1.06
WPS	18.81	-9.21	18.86	12.35	6.90	27.47	32.08	29.16	25.56	27.88	40.19	32.55	26.18	23.25	24.16	15.71	21.84	23.55	33.58	38.31	30.75	11.36	10.70	3.80
Forecasted(GW)	47.2	46.5	46.5	47.3	49.5	54.6	60.8	63.4	64.0	64.1	63.7	63.2	62.5	61.8	60.8	60.1	59.7	59.4	60.4	62.4	61.7	59.3	55.6	51.9
(RT) - (DA Load)	2.89	2.27	1.92	2.29	1.55	0.98	-0.84	0.74	0.00	-0.22	-0.03	-0.02	-0.10	0.31	0.04	-0.36	-0.61	-1.29	-2.47	-2.03	-0.83	-1.30	0.08	#DIV/0!



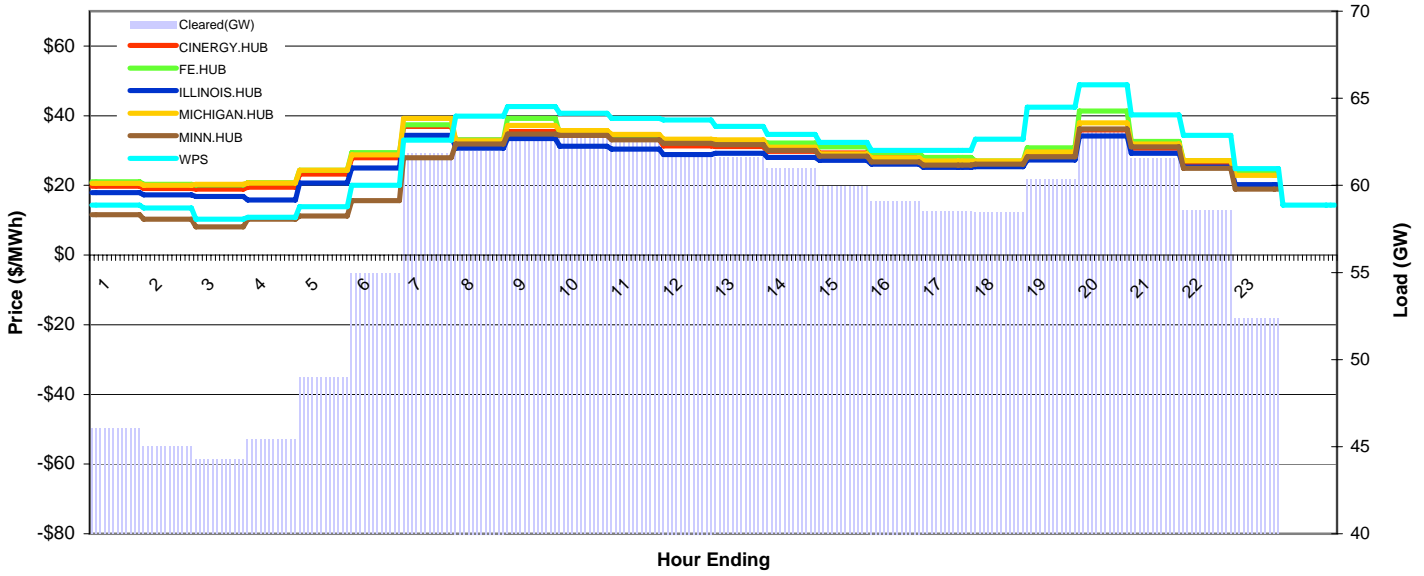
MISO Daily Report

Delivery Day: Tuesday, March 17, 2009

Price Color Codes: ≤0 ≥100 ≥200

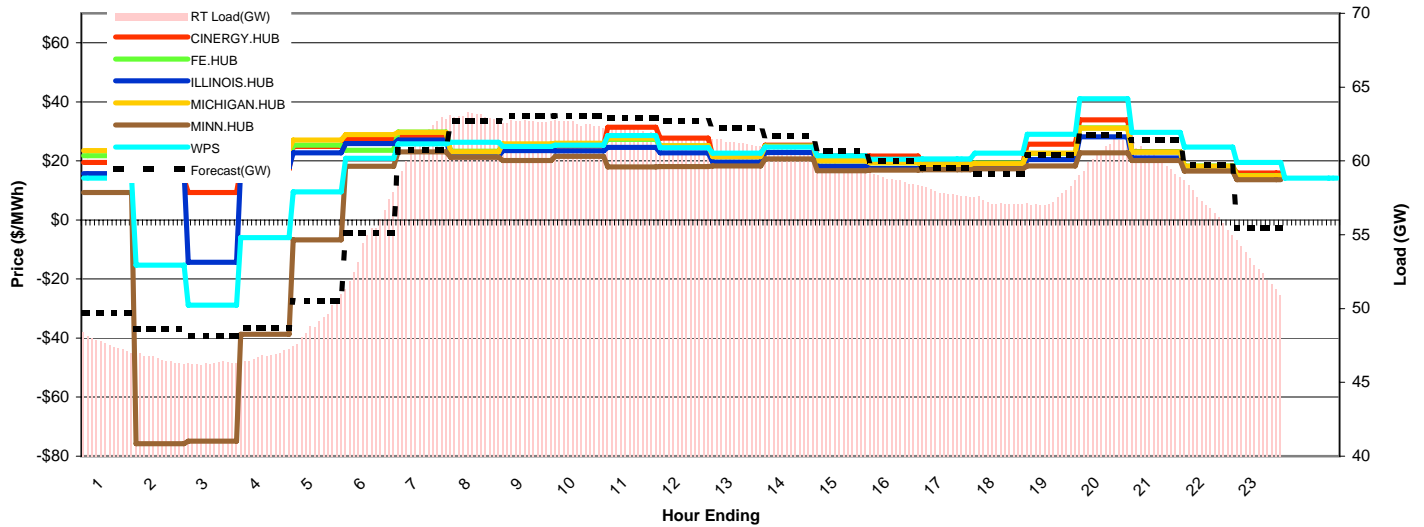
Day-Ahead Prices and Cleared Load

	HE1	HE2	HE3	HE4	HE5	HE6	HE7	HE8	HE9	HE10	HE11	HE12	HE13	HE14	HE15	HE16	HE17	HE18	HE19	HE20	HE21	HE22	HE23	HE24
CINERGY.HUB	19.80	19.10	18.95	19.44	23.20	27.90	36.93	32.98	35.42	34.34	33.29	31.32	31.14	29.75	29.32	27.98	26.91	26.74	28.74	35.92	30.64	26.55	23.54	20.78
FE.HUB	21.01	20.28	20.13	20.72	24.37	29.39	37.35	33.10	39.22	34.76	33.60	32.82	32.78	32.11	31.02	29.43	28.05	27.03	30.82	41.30	32.61	27.09	24.23	20.99
ILLINOIS.HUB	17.95	17.23	16.82	15.82	20.70	24.99	34.40	30.71	33.40	31.25	30.38	28.81	29.24	28.05	27.20	26.13	25.13	25.32	27.32	34.18	29.25	25.30	20.24	17.67
MICHIGAN.HUB	20.59	20.04	20.32	20.68	24.31	28.74	39.19	32.78	37.18	35.71	34.63	33.26	33.08	30.97	29.04	27.92	27.00	27.01	29.58	37.97	31.92	27.13	22.89	21.04
MINN.HUB	11.58	10.27	8.10	10.32	11.18	15.63	27.96	31.85	34.75	34.32	33.05	32.04	31.68	30.07	28.41	26.70	25.78	26.09	28.20	36.21	31.05	24.87	18.89	15.91
WPS	14.31	13.51	10.28	10.83	13.83	20.07	32.94	39.90	42.66	40.71	39.25	38.79	36.97	34.68	32.37	30.07	30.01	33.28	42.48	48.87	40.24	34.33	24.80	21.36
Cleared(GW)	46.0	45.0	44.3	45.4	49.0	55.0	61.8	62.0	62.5	62.8	62.6	61.9	61.6	61.0	59.9	59.1	58.5	58.4	60.3	63.0	61.6	58.5	52.3	4.8



Preliminary Real-Time Prices with Forecasted and Actual System Load

	HE1	HE2	HE3	HE4	HE5	HE6	HE7	HE8	HE9	HE10	HE11	HE12	HE13	HE14	HE15	HE16	HE17	HE18	HE19	HE20	HE21	HE22	HE23	HE24
CINERGY.HUB	19.48	13.87	9.31	17.16	24.93	27.29	28.48	22.25	24.83	24.97	31.41	27.71	21.51	25.33	21.74	21.66	18.23	19.09	25.63	33.87	23.14	17.98	15.95	16.11
FE.HUB	21.75	13.62	17.49	19.68	25.36	23.58	29.75	23.28	25.60	25.42	27.31	25.14	21.47	25.02	20.08	19.39	18.80	19.24	22.52	31.23	23.03	18.32	15.05	16.06
ILLINOIS.HUB	15.71	16.36	-14.34	17.63	22.70	25.88	27.08	21.57	23.51	23.40	24.61	22.72	19.63	22.83	18.16	17.46	17.24	17.57	20.44	28.18	21.05	16.81	13.70	15.35
MICHIGAN.HUB	23.55	17.94	23.11	23.81	27.08	28.94	29.72	23.05	25.79	25.96	27.76	25.15	21.43	24.96	20.06	19.34	18.71	19.11	22.68	31.14	22.95	18.20	14.94	16.47
MINN.HUB	9.29	-75.81	-74.93	-38.69	-6.72	18.19	23.03	21.23	20.11	21.57	17.97	18.04	18.29	20.66	16.69	16.89	17.03	17.34	18.32	22.78	20.18	16.53	13.61	15.18
WPS	14.19	-15.24	-28.84	-5.93	9.57	20.92	25.74	26.37	24.88	25.33	28.61	24.44	22.63	24.68	21.78	20.61	20.70	22.64	29.05	41.02	29.66	24.69	19.45	19.83
Forecasted(GW)	49.7	48.6	48.2	48.7	50.5	55.2	60.8	62.7	63.0	63.1	62.9	62.7	62.3	61.7	60.7	60.0	59.6	59.1	60.4	61.8	61.4	59.7	55.5	51.7
(RT) - (DA Load)	1.60	1.59	2.02	1.38	0.09	-0.18	-0.41	1.07	0.18	-0.22	-0.43	-0.33	-0.39	-0.16	-0.12	-0.36	-0.66	-1.23	-2.85	-2.43	-1.37	-1.67	0.37	#DIV/0!



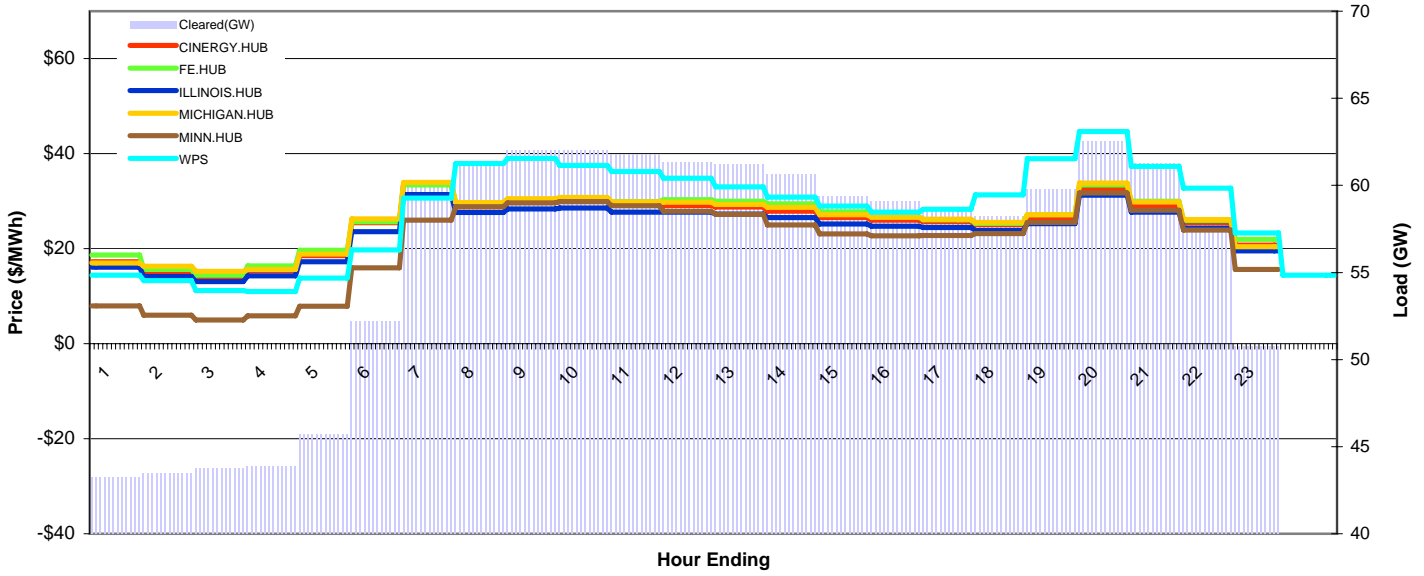
MISO Daily Report

Delivery Day: Wednesday, March 18, 2009

Price Color Codes: ≤0 ≥100 ≥200

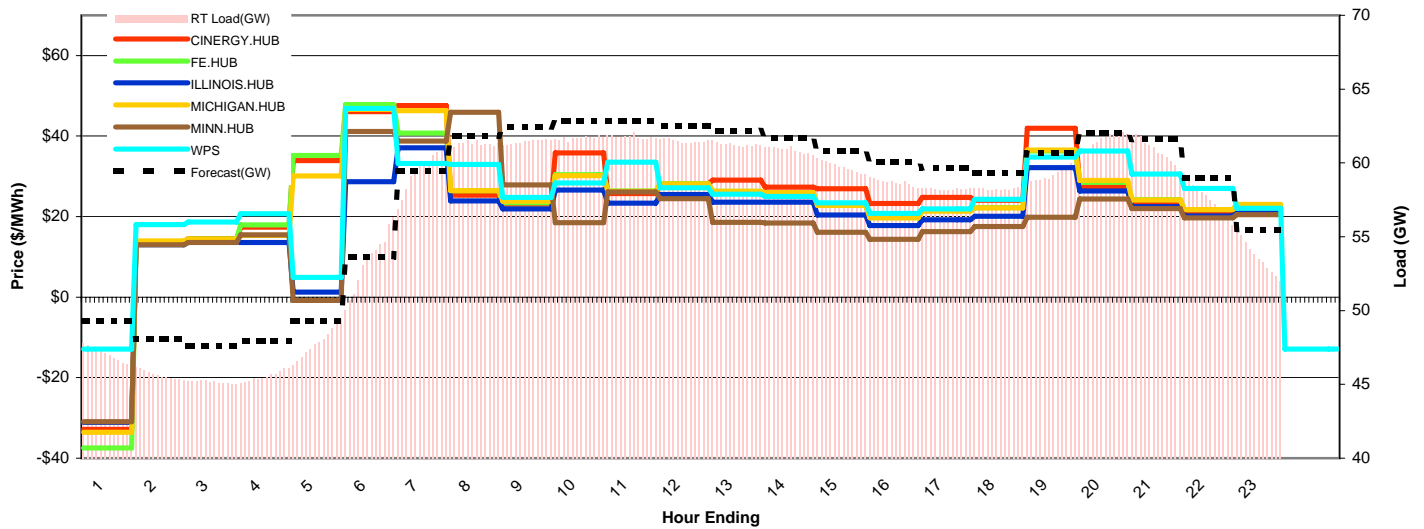
Day-Ahead Prices and Cleared Load

	HE1	HE2	HE3	HE4	HE5	HE6	HE7	HE8	HE9	HE10	HE11	HE12	HE13	HE14	HE15	HE16	HE17	HE18	HE19	HE20	HE21	HE22	HE23	HE24
CINERGY.HUB	17.27	15.19	14.08	15.34	18.54	25.46	33.62	28.86	29.75	29.95	29.21	29.12	28.76	27.88	26.53	26.00	25.67	25.10	26.33	32.63	28.83	25.45	20.73	18.45
FE.HUB	18.70	15.61	14.46	16.36	19.65	25.66	33.39	29.55	30.24	30.56	29.93	30.35	30.01	29.42	27.77	26.67	26.05	25.31	27.16	33.45	30.00	25.94	21.97	18.85
ILLINOIS.HUB	16.13	14.14	13.09	14.28	17.29	23.61	31.42	27.65	28.34	28.55	27.69	27.67	27.30	26.53	25.20	24.71	24.45	23.84	25.29	31.26	27.69	24.35	19.52	17.36
MICHIGAN.HUB	17.00	16.31	15.25	15.62	18.85	26.31	33.97	29.75	30.51	30.77	29.85	29.78	29.33	28.71	27.16	26.65	26.21	25.53	27.17	33.86	29.84	26.18	20.44	19.00
MINN.HUB	7.96	6.02	5.01	5.88	7.88	15.98	26.01	28.83	29.63	29.92	29.02	27.90	27.25	24.99	23.09	22.70	22.80	23.17	25.52	31.71	28.12	23.91	15.63	13.37
WPS	14.43	13.28	11.20	11.01	13.79	19.72	30.67	37.94	38.99	37.55	36.26	34.86	33.01	30.85	28.95	27.70	28.28	31.32	38.95	44.67	37.35	32.78	23.34	21.14
Cleared(GW)	43.2	43.5	43.8	43.9	45.7	52.2	60.3	61.1	62.0	62.0	61.8	61.3	61.2	60.7	59.4	59.1	58.7	58.2	59.8	62.5	61.3	57.9	50.8	4.6



Preliminary Real-Time Prices with Forecasted and Actual System Load

	HE1	HE2	HE3	HE4	HE5	HE6	HE7	HE8	HE9	HE10	HE11	HE12	HE13	HE14	HE15	HE16	HE17	HE18	HE19	HE20	HE21	HE22	HE23	HE24
CINERGY.HUB	-32.85	13.72	14.55	17.38	33.90	46.08	47.57	25.35	23.13	35.80	25.76	28.10	29.06	27.29	26.91	23.24	24.75	24.10	41.94	27.38	23.28	20.97	22.10	21.61
FE.HUB	-37.47	13.18	14.43	17.96	35.17	47.85	40.72	26.46	23.42	30.38	26.40	28.20	26.31	25.93	22.87	19.76	21.49	22.25	36.27	28.49	24.21	21.79	22.89	23.49
ILLINOIS.HUB	-31.09	13.01	13.70	13.54	1.25	28.66	37.12	23.87	21.88	26.61	23.34	25.48	23.61	23.59	20.44	17.78	19.21	20.11	32.14	26.33	22.45	20.15	20.89	16.72
MICHIGAN.HUB	-33.55	13.95	14.44	15.30	30.09	46.62	46.31	26.43	23.85	30.21	26.32	28.13	26.28	25.97	22.76	19.65	21.33	22.15	36.57	29.01	24.14	21.74	23.04	24.43
MINN.HUB	-30.94	13.00	13.56	15.51	-0.80	41.17	38.78	45.95	27.91	18.46	26.11	24.45	18.57	18.42	16.13	14.33	16.30	17.54	19.87	24.39	21.97	19.69	20.52	16.31
WPS	-12.89	17.98	18.67	20.75	4.94	46.90	33.19	32.96	24.79	28.33	33.50	27.19	25.53	25.05	23.42	20.77	21.95	24.30	34.80	36.28	30.56	27.01	22.07	14.27
Forecasted(GW)	49.3	48.1	47.6	47.9	49.3	53.6	59.5	61.8	62.4	62.9	62.9	62.5	62.2	61.7	60.8	60.1	59.7	59.3	60.7	62.0	61.6	59.0	55.5	52.3
(RT) - (DA Load)	3.79	2.18	1.41	1.68	2.11	1.15	-0.74	0.17	-0.57	-0.32	0.00	0.20	0.04	0.23	0.36	-0.39	-0.44	0.04	-0.55	-0.98	-0.41	-0.32	2.85	#DIV/0!



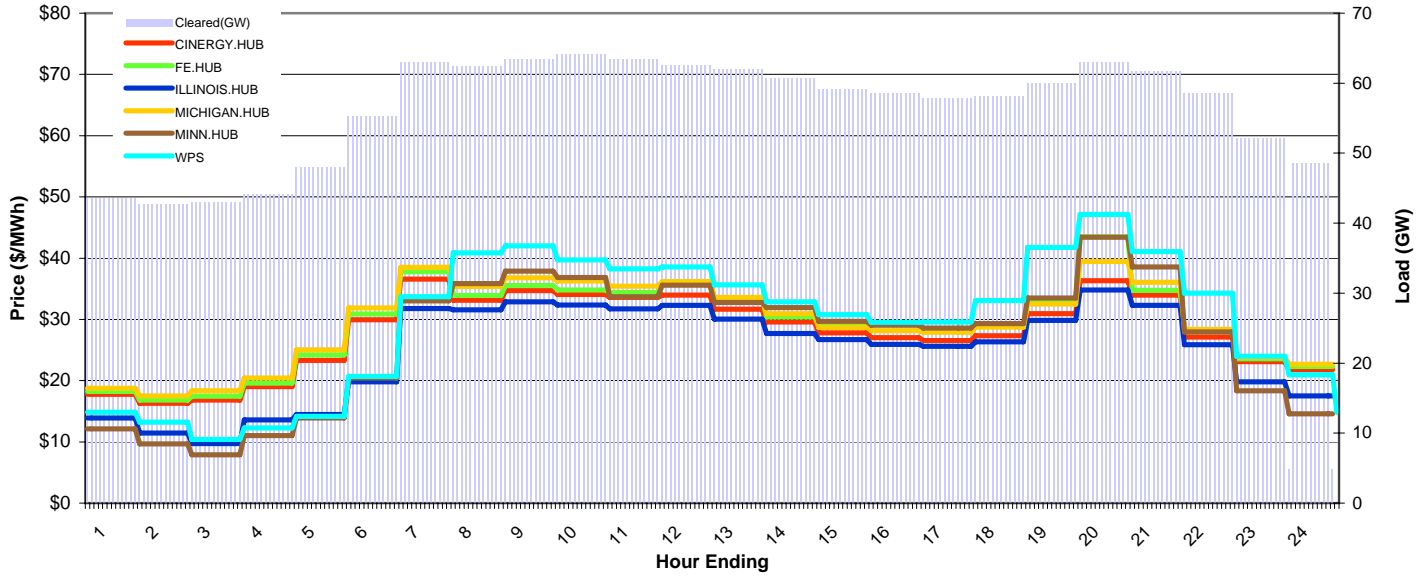
MISO Daily Report

Delivery Day: Thursday, March 19, 2009

Price Color Codes: ≤0 ≥100 ≥200

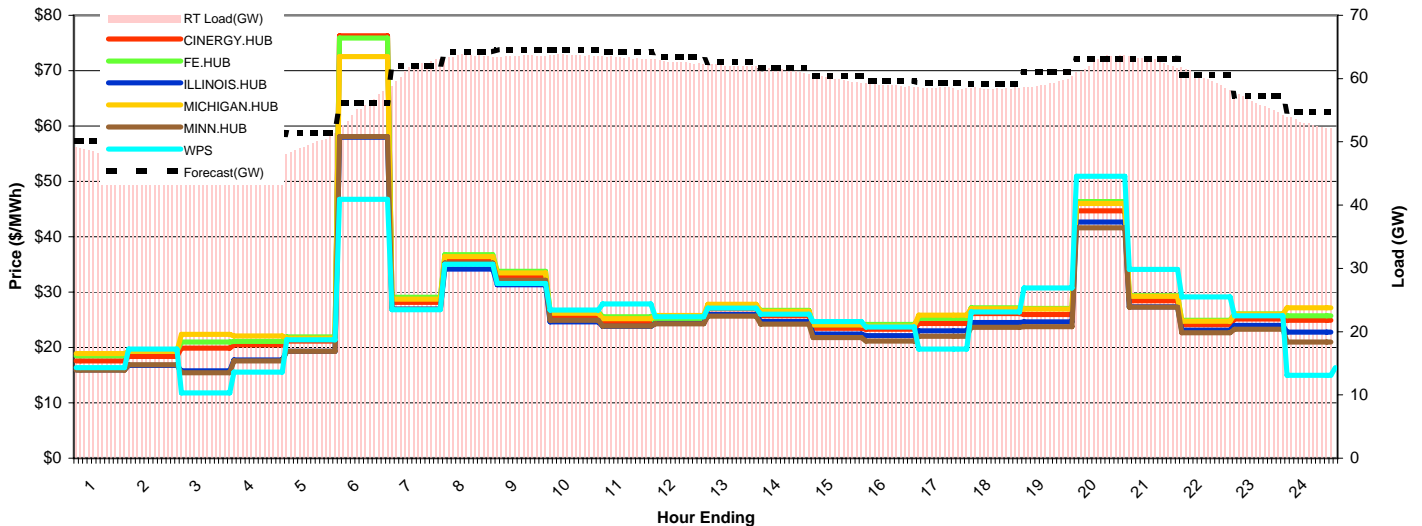
Day-Ahead Prices and Cleared Load

	HE1	HE2	HE3	HE4	HE5	HE6	HE7	HE8	HE9	HE10	HE11	HE12	HE13	HE14	HE15	HE16	HE17	HE18	HE19	HE20	HE21	HE22	HE23	HE24
CINERGY.HUB	17.77	16.32	16.83	19.04	23.30	29.95	36.60	33.11	34.69	34.08	33.61	33.96	31.65	29.56	27.78	27.02	26.56	27.31	30.93	36.34	33.97	27.12	23.08	21.77
FE.HUB	18.23	16.83	17.47	19.57	24.19	30.88	37.79	33.92	35.51	34.81	34.40	36.18	33.54	30.39	28.85	29.15	28.34	28.97	32.90	43.49	34.74	27.99	23.56	22.32
ILLINOIS.HUB	13.89	11.46	9.72	13.56	14.48	19.79	31.77	31.56	32.86	32.32	31.72	32.27	30.03	27.67	26.69	25.91	25.63	26.35	29.83	34.79	32.28	25.86	19.80	17.53
MICHIGAN.HUB	18.74	17.49	18.33	20.43	25.03	31.87	38.53	35.40	36.79	36.24	35.43	36.17	33.59	30.94	28.71	28.14	27.92	28.76	32.49	39.45	36.05	28.37	23.85	22.69
MINN.HUB	12.12	9.69	7.88	11.00	13.88	20.45	33.00	35.83	37.90	36.83	33.68	35.57	32.77	31.92	29.69	29.03	28.56	29.32	33.47	43.40	38.55	27.97	18.33	14.59
WPS	14.82	13.22	10.40	12.30	14.17	20.69	33.68	40.87	41.99	39.72	38.23	38.55	35.61	32.84	30.77	29.53	29.59	33.06	41.73	47.15	41.08	34.30	24.00	20.93
Cleared(GW)	43.5	42.8	43.0	44.1	47.9	55.2	63.0	62.4	63.4	64.1	63.5	62.5	61.9	60.6	59.2	58.6	57.8	58.1	60.0	63.0	61.6	58.5	52.2	4.9



Preliminary Real-Time Prices with Forecasted and Actual System Load

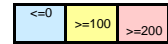
	HE1	HE2	HE3	HE4	HE5	HE6	HE7	HE8	HE9	HE10	HE11	HE12	HE13	HE14	HE15	HE16	HE17	HE18	HE19	HE20	HE21	HE22	HE23	HE24
CINERGY.HUB	17.60	18.36	19.89	20.45	21.16	76.32	28.13	35.58	32.68	25.60	24.71	25.21	27.00	25.75	23.44	23.30	24.32	26.10	25.97	44.70	28.46	24.08	25.12	24.94
FE.HUB	18.52	19.28	20.96	21.07	21.88	75.91	29.10	36.76	33.73	26.49	25.53	24.69	27.51	26.68	24.08	24.18	25.26	27.16	27.06	46.36	29.34	24.91	26.09	25.71
ILLINOIS.HUB	15.98	16.76	15.77	17.76	19.33	57.98	26.94	34.19	31.35	24.61	23.79	24.35	25.93	24.67	22.40	22.13	22.99	24.49	24.61	42.66	27.34	23.10	23.98	22.75
MICHIGAN.HUB	18.91	19.29	22.37	22.09	21.65	72.56	28.75	36.39	33.44	26.18	25.23	25.76	27.80	26.56	24.11	23.88	25.81	27.02	26.93	46.02	29.25	24.74	26.04	27.15
MINN.HUB	15.90	16.87	15.45	17.57	19.28	58.10	26.90	35.25	32.13	24.89	23.86	24.26	25.66	24.23	21.81	21.18	22.01	23.62	23.73	41.59	27.27	22.64	23.31	21.00
WPS	16.33	19.73	11.80	15.54	21.39	46.77	26.83	35.05	31.59	26.79	27.85	25.56	27.13	26.02	24.70	23.69	19.69	26.44	30.73	50.93	34.09	29.16	25.70	14.96
Forecasted(GW)	50.1	49.5	49.2	49.1	51.5	56.2	62.0	64.2	64.6	64.5	64.1	63.4	62.6	61.6	60.5	59.6	59.2	59.1	61.0	63.1	63.2	60.5	57.3	54.8
(RT) - (DA Load)	4.83	4.49	3.84	3.22	1.71	0.15	-1.36	1.19	0.18	-0.48	-0.20	0.03	0.15	0.69	0.74	0.32	0.66	0.33	-0.76	-0.29	1.15	1.48	3.84	48.03



MISO Daily Report

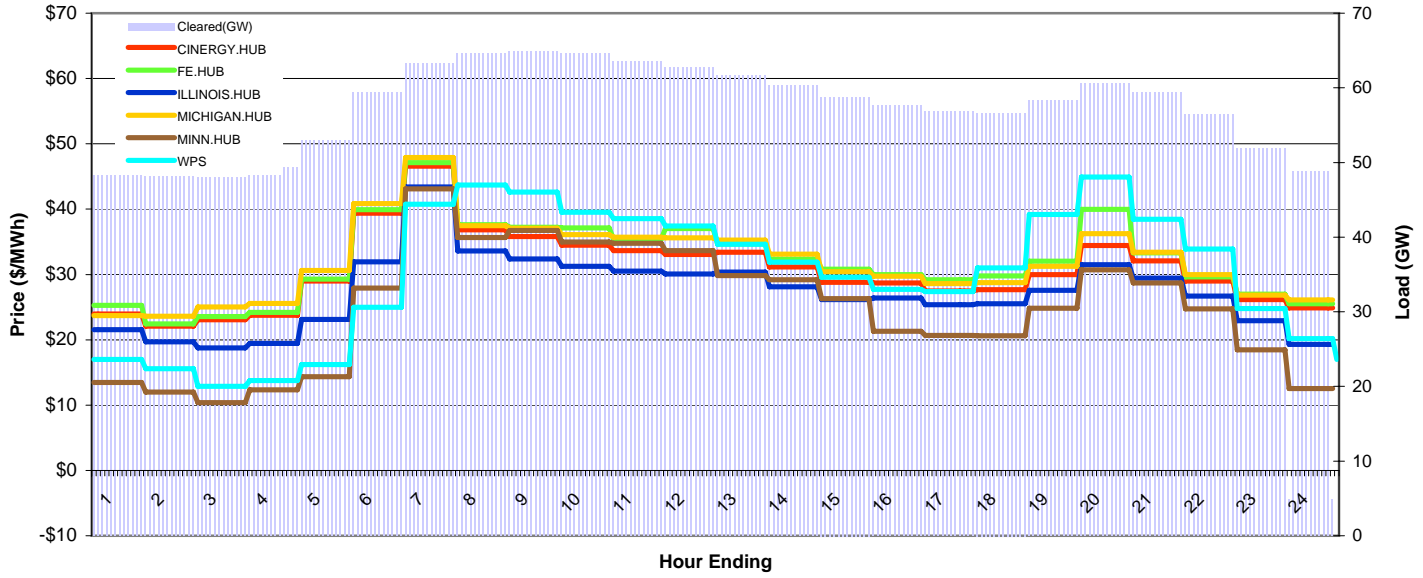
Delivery Day: Friday, March 20, 2009

Price Color Codes:



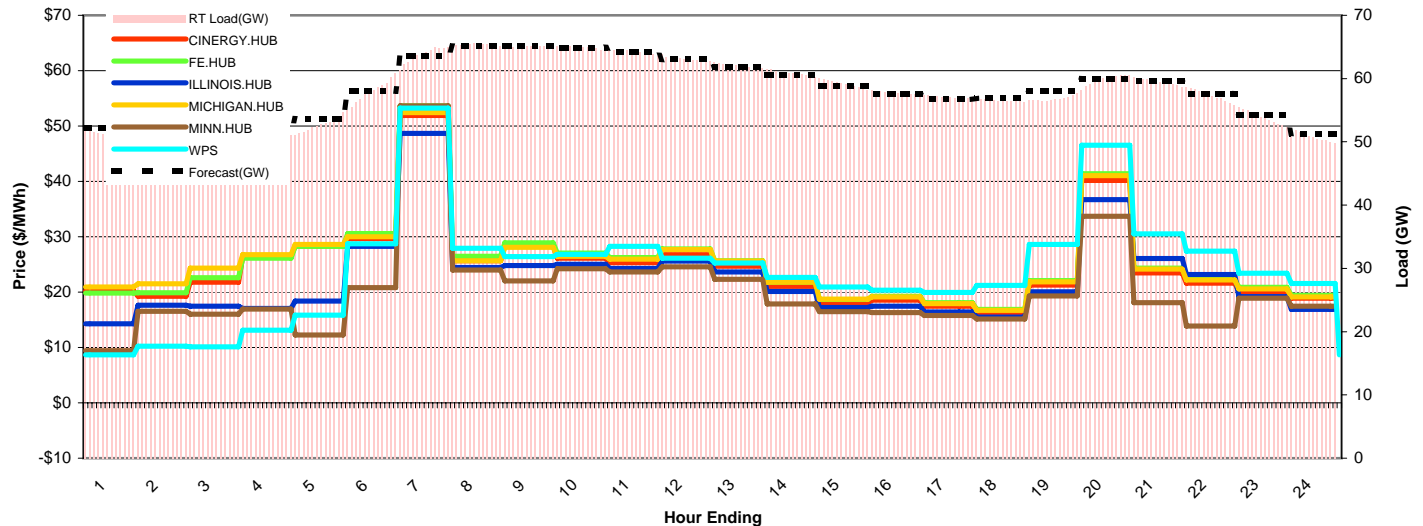
Day-Ahead Prices and Cleared Load

	HE1	HE2	HE3	HE4	HE5	HE6	HE7	HE8	HE9	HE10	HE11	HE12	HE13	HE14	HE15	HE16	HE17	HE18	HE19	HE20	HE21	HE22	HE23	HE24
CINERGY.HUB	23.96	22.11	23.08	23.76	29.00	39.36	46.56	36.83	35.80	34.47	33.65	33.07	33.41	31.17	28.80	28.69	27.47	27.65	30.00	34.44	32.06	29.00	26.14	24.89
FE.HUB	25.29	22.43	23.55	24.20	29.29	39.92	47.14	37.61	37.23	37.14	35.39	37.04	34.67	32.33	30.80	29.96	29.21	29.78	32.04	39.98	33.33	29.61	26.97	25.50
ILLINOIS.HUB	21.55	19.67	18.74	19.43	23.14	31.94	43.42	33.61	32.37	31.26	30.53	30.08	30.35	28.12	26.14	26.39	25.37	25.54	27.58	31.49	29.44	26.69	22.94	19.29
MICHIGAN.HUB	23.70	23.59	25.01	25.57	30.63	40.83	47.89	37.49	37.07	36.10	35.73	35.59	35.29	33.11	30.41	29.75	28.61	28.73	31.23	36.25	33.42	29.98	26.83	26.10
MINN.HUB	13.47	11.98	10.38	12.36	14.37	27.94	43.11	35.64	36.74	34.98	34.76	33.65	29.82	29.19	26.28	21.32	20.66	20.62	24.82	30.69	28.72	24.72	18.47	12.55
WPS	16.99	15.55	12.90	13.77	16.21	24.99	40.75	43.70	42.63	39.54	38.54	37.41	34.65	31.91	29.58	27.72	27.37	31.00	39.19	44.90	38.47	33.91	24.78	20.18
Cleared(GW)	48.3	48.1	48.0	49.4	52.9	59.3	63.3	64.5	64.8	64.6	63.6	62.7	61.6	60.3	58.8	57.6	56.8	56.6	58.3	60.6	59.3	56.4	51.9	4.9



Preliminary Real-Time Prices with Forecasted and Actual System Load

	HE1	HE2	HE3	HE4	HE5	HE6	HE7	HE8	HE9	HE10	HE11	HE12	HE13	HE14	HE15	HE16	HE17	HE18	HE19	HE20	HE21	HE22	HE23	HE24
CINERGY.HUB	20.22	19.23	21.77	26.50	28.32	29.64	51.92	25.66	28.40	26.15	25.33	26.79	24.71	21.03	18.03	18.56	17.46	16.27	21.27	40.16	23.45	21.59	20.14	18.93
FE.HUB	19.81	19.91	22.58	26.13	28.25	30.57	53.65	26.48	28.88	27.08	26.25	27.82	25.68	21.81	18.69	19.23	18.09	16.90	22.08	41.41	24.34	22.37	20.84	19.43
ILLINOIS.HUB	14.28	17.62	17.48	17.04	18.36	28.27	48.66	24.44	24.80	25.02	24.29	25.63	23.66	20.09	17.20	17.43	16.41	15.50	20.06	36.69	26.06	23.16	19.20	16.88
MICHIGAN.HUB	20.92	21.53	24.35	26.78	28.63	30.02	52.41	25.69	28.10	26.47	25.93	27.70	25.61	21.80	18.70	19.13	17.90	16.73	21.83	41.02	24.19	22.18	20.57	19.12
MINN.HUB	9.41	16.54	16.03	16.94	12.25	20.79	53.65	23.96	22.01	24.22	23.64	24.58	22.31	17.87	16.45	16.31	15.79	15.15	19.31	33.68	18.10	13.87	18.92	17.44
WPS	8.65	10.23	10.11	13.13	15.83	28.73	53.23	27.92	26.42	26.82	28.26	26.12	25.27	22.68	20.94	20.35	19.92	21.22	28.60	46.52	30.50	27.42	23.39	21.54
Forecasted(GW)	52.2	51.3	51.0	51.6	53.7	58.0	63.5	65.2	65.2	64.9	64.2	63.0	61.9	60.6	58.8	57.5	56.7	56.9	58.0	60.0	59.6	57.6	54.2	51.3
(RT) - (DA Load)	2.90	2.00	1.91	1.14	-0.28	-1.34	0.54	0.83	0.34	0.39	0.65	0.48	0.44	0.56	0.44	0.17	0.27	-0.05	-1.50	-0.75	0.23	0.96	2.00	45.97



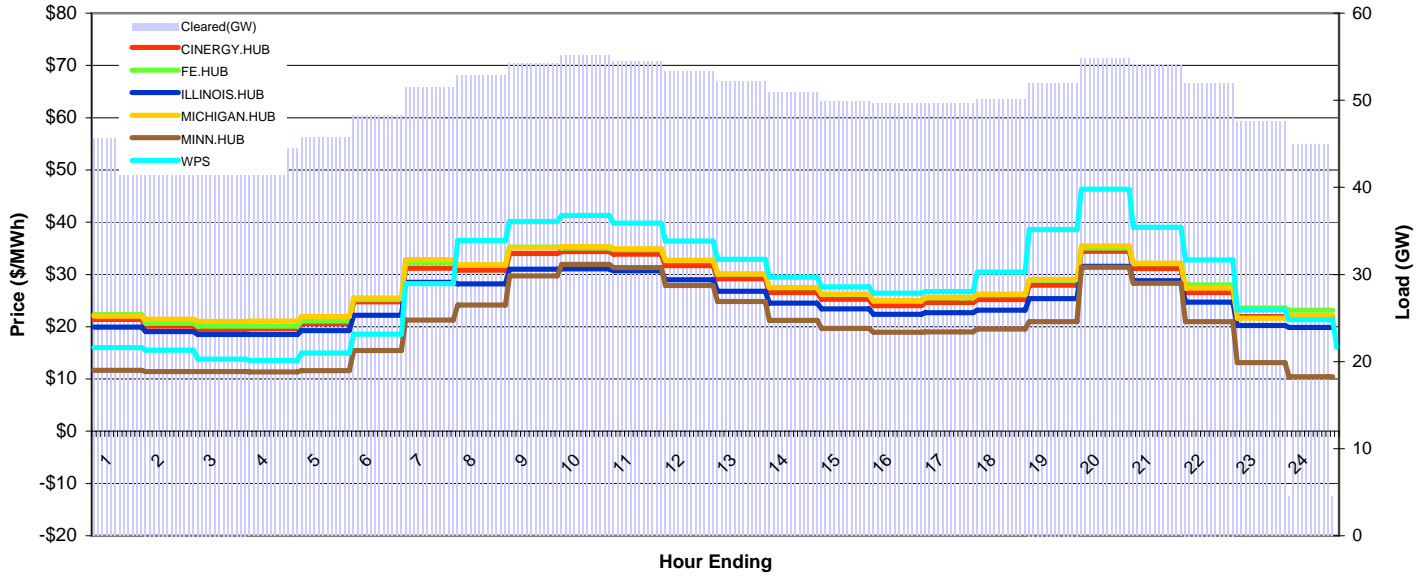
MISO Daily Report

Delivery Day: Saturday, March 21, 2009

Price Color Codes: ≤0 ≥100 ≥200

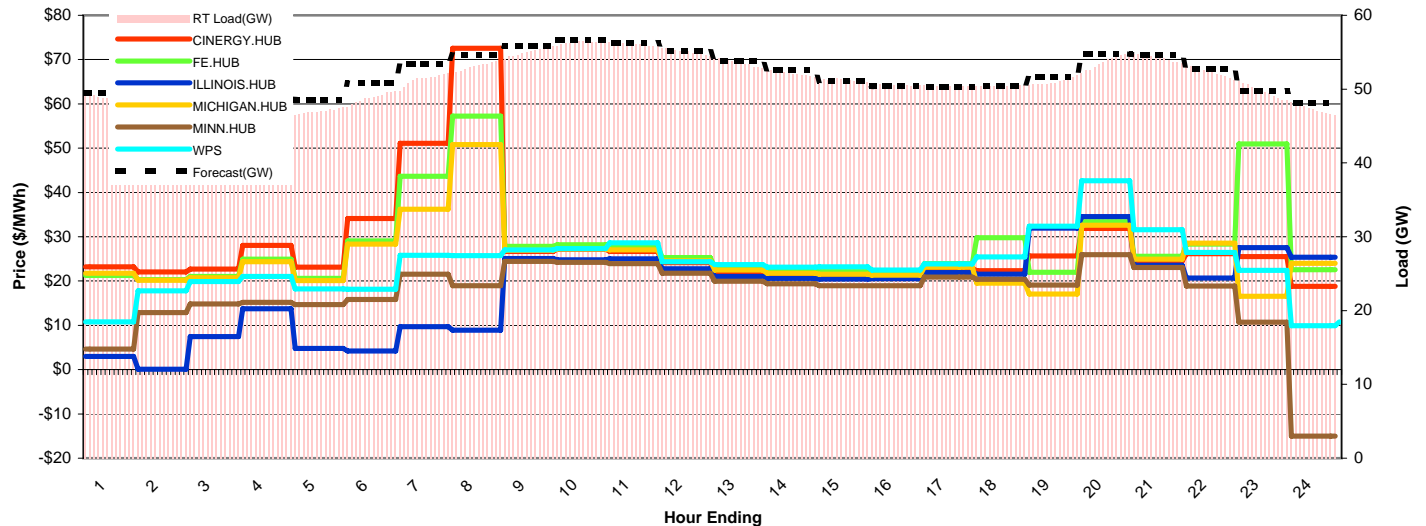
Day-Ahead Prices and Cleared Load

	HE1	HE2	HE3	HE4	HE5	HE6	HE7	HE8	HE9	HE10	HE11	HE12	HE13	HE14	HE15	HE16	HE17	HE18	HE19	HE20	HE21	HE22	HE23	HE24
CINERGY.HUB	21.42	20.12	19.52	19.59	20.57	24.76	31.22	30.83	34.04	34.36	33.86	31.69	29.17	26.57	25.28	24.03	24.64	25.21	27.94	34.43	31.15	26.54	21.95	22.01
FE.HUB	22.34	20.67	20.08	20.13	21.12	25.17	32.27	31.77	35.23	35.05	34.74	32.70	30.11	27.46	26.15	24.89	25.52	26.11	28.91	35.06	32.08	27.99	23.62	23.19
ILLINOIS.HUB	19.93	19.07	18.52	18.52	19.26	22.18	28.53	28.18	31.00	31.08	30.73	28.96	26.77	24.53	23.41	22.36	22.66	23.17	25.39	31.59	28.80	24.71	20.21	19.87
MICHIGAN.HUB	21.98	21.47	21.00	21.06	21.92	25.51	32.85	31.84	35.09	35.38	34.90	32.69	30.12	27.55	26.26	24.99	25.62	26.21	29.05	35.48	32.15	27.37	21.62	22.18
MINN.HUB	11.66	11.44	11.44	11.35	11.60	15.48	21.30	24.17	29.71	31.95	31.29	27.89	24.81	21.21	19.69	18.96	18.98	19.57	20.98	31.37	28.30	20.99	13.14	10.42
WPS	15.98	15.52	13.79	13.57	14.97	18.60	28.24	36.53	40.15	41.28	39.84	36.40	32.93	29.48	27.62	26.41	26.75	30.46	38.58	46.29	39.01	32.77	23.21	21.36
Cleared(GW)	45.6	45.7	44.6	44.4	45.7	48.2	51.4	52.8	54.3	55.2	54.4	53.3	52.2	50.9	49.9	49.6	50.0	52.0	54.8	54.0	52.0	47.6	4.5	



Preliminary Real-Time Prices with Forecasted and Actual System Load

	HE1	HE2	HE3	HE4	HE5	HE6	HE7	HE8	HE9	HE10	HE11	HE12	HE13	HE14	HE15	HE16	HE17	HE18	HE19	HE20	HE21	HE22	HE23	HE24
CINERGY.HUB	23.22	22.05	22.72	28.05	23.13	34.13	51.07	72.55	26.70	27.18	26.65	24.17	22.10	21.35	21.19	20.98	22.86	22.33	25.68	31.89	24.52	26.20	25.51	18.77
FE.HUB	21.27	20.29	21.07	24.94	20.60	29.07	43.63	57.23	27.80	28.17	27.86	25.30	23.11	22.30	22.09	21.91	23.91	29.79	21.95	33.38	25.62	28.36	50.95	22.55
ILLINOIS.HUB	2.95	0.06	7.46	13.71	4.76	4.20	9.70	8.88	25.12	24.78	24.99	22.76	21.07	20.60	20.45	20.52	21.93	21.54	31.96	34.56	23.55	20.71	27.53	25.41
MICHIGAN.HUB	21.77	20.17	20.74	24.39	20.13	28.34	36.20	50.79	26.96	27.29	27.04	24.59	22.49	21.73	21.54	21.31	23.16	19.51	17.07	32.62	24.96	28.53	16.53	23.97
MINN.HUB	4.63	12.86	14.82	15.18	14.65	15.82	21.54	18.91	24.44	24.25	23.92	21.78	19.99	19.39	18.96	18.95	20.89	20.40	19.12	25.98	23.06	18.85	10.74	-14.99
WPS	10.80	17.82	19.92	21.06	18.19	18.18	25.77	25.76	27.04	27.31	28.59	24.34	23.70	23.15	23.24	22.47	23.84	25.46	32.41	42.67	31.58	26.48	22.41	9.93
Forecasted(GW)	49.4	48.2	47.6	48.0	48.6	50.8	53.4	54.6	55.8	56.7	56.3	55.2	53.8	52.6	51.2	50.4	50.3	50.4	51.7	54.8	54.7	52.7	49.8	48.1
(RT) - (DA Load)	3.02	1.55	1.96	2.04	1.28	0.61	-0.11	0.34	0.78	1.20	1.70	1.72	1.45	1.22	1.41	0.99	0.82	0.41	-0.97	-1.13	0.24	0.39	2.19	42.83



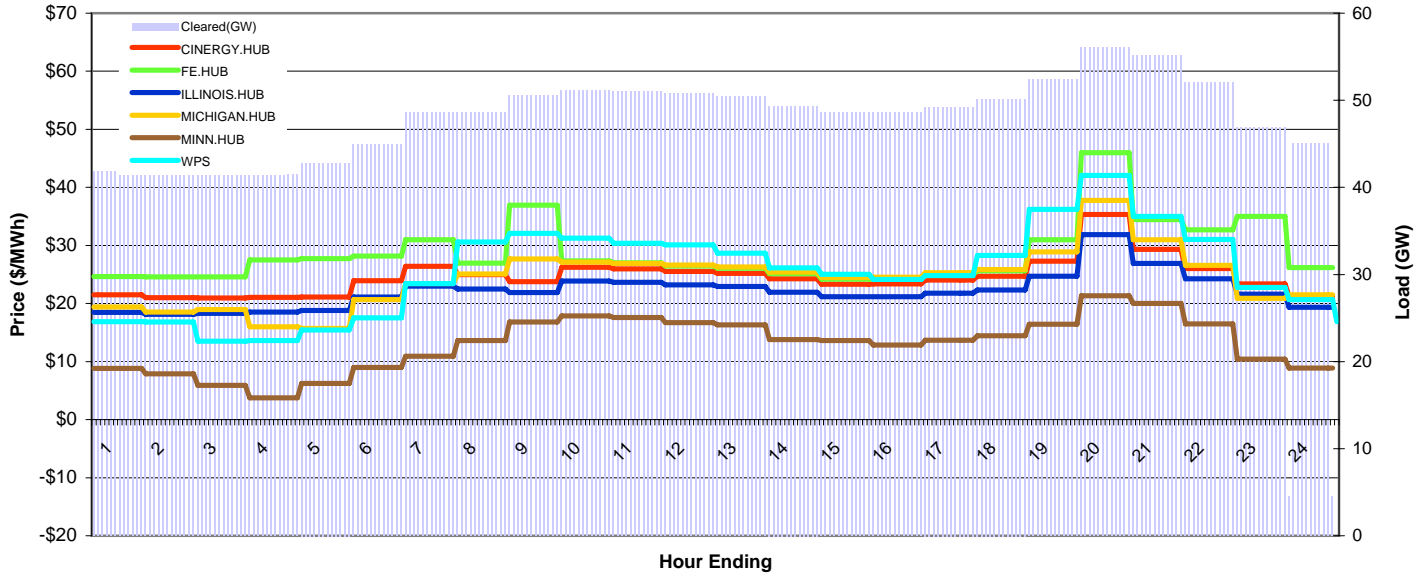
MISO Daily Report

Delivery Day: Sunday, March 22, 2009

Price Color Codes: ≤0 ≥100 ≥200

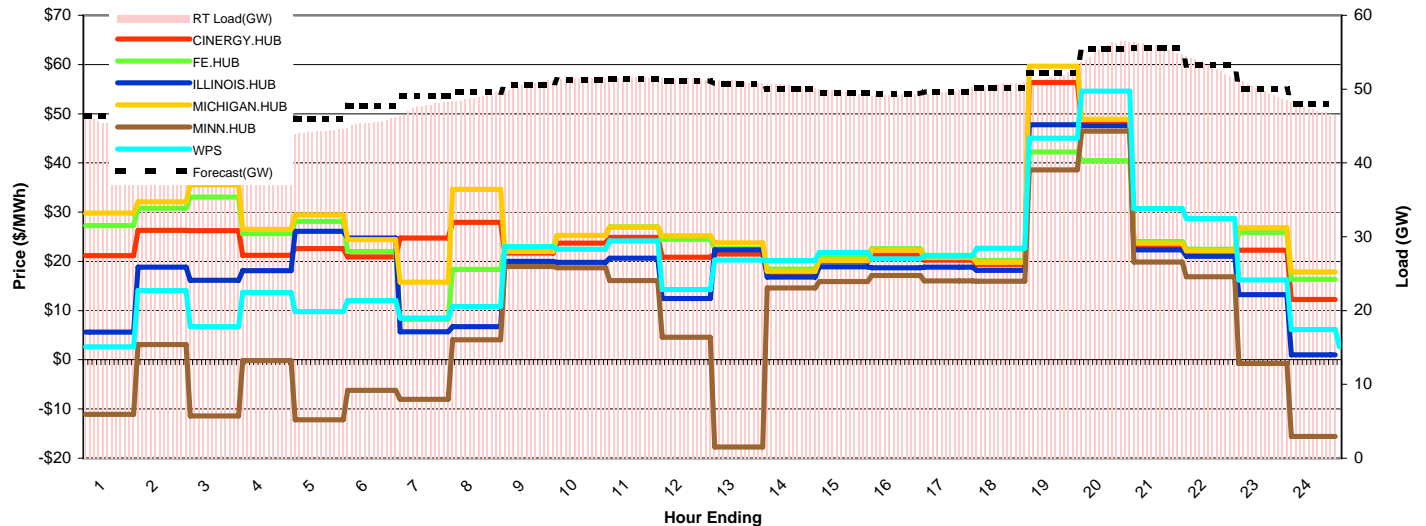
Day-Ahead Prices and Cleared Load

	HE1	HE2	HE3	HE4	HE5	HE6	HE7	HE8	HE9	HE10	HE11	HE12	HE13	HE14	HE15	HE16	HE17	HE18	HE19	HE20	HE21	HE22	HE23	HE24
CINERGY.HUB	21.49	21.01	20.97	21.08	21.13	23.91	26.38	24.95	23.77	26.22	25.97	25.54	25.20	24.24	23.32	23.35	24.05	24.69	27.31	35.36	29.35	26.03	23.40	21.27
FE.HUB	24.62	24.59	24.61	27.52	27.72	28.19	30.99	26.93	36.94	27.35	27.03	26.47	26.10	25.13	24.21	24.23	24.98	25.62	30.96	45.97	34.46	32.67	35.00	26.19
ILLINOIS.HUB	18.45	18.13	18.30	18.51	18.82	21.12	22.98	22.49	21.91	23.86	23.63	23.22	22.91	21.96	21.19	21.16	21.80	22.35	24.72	31.87	26.88	24.24	21.60	19.33
MICHIGAN.HUB	19.40	18.52	18.95	16.01	15.72	20.70	23.44	25.08	27.67	27.11	26.91	26.64	26.31	25.42	24.49	24.54	25.28	25.84	28.90	37.76	30.99	26.59	20.90	21.50
MINN.HUB	8.85	7.88	5.91	3.76	6.22	9.00	10.91	13.63	16.82	17.88	17.59	16.73	16.34	13.78	13.63	12.86	13.65	14.44	16.41	21.33	19.99	16.50	10.45	8.90
WPS	16.87	16.80	13.53	13.63	15.42	17.54	23.41	30.57	32.06	31.27	30.39	30.12	28.66	26.16	25.01	24.17	24.81	28.31	36.20	42.05	35.00	31.02	22.75	20.65
Cleared(GW)	41.8	41.6	41.4	41.5	42.8	45.0	48.6	48.6	50.6	51.1	51.0	50.8	50.4	49.4	48.6	48.6	49.2	50.2	52.4	56.1	55.1	52.0	46.9	4.5



Preliminary Real-Time Prices with Forecasted and Actual System Load

	HE1	HE2	HE3	HE4	HE5	HE6	HE7	HE8	HE9	HE10	HE11	HE12	HE13	HE14	HE15	HE16	HE17	HE18	HE19	HE20	HE21	HE22	HE23	HE24
CINERGY.HUB	21.15	26.29	26.24	21.22	22.57	20.91	24.71	27.92	21.66	23.73	24.87	20.87	21.49	17.68	19.91	21.20	20.26	19.35	56.34	48.63	23.17	21.76	22.27	12.24
FE.HUB	27.29	30.82	33.05	25.63	28.14	21.99	8.21	18.35	22.65	25.23	27.01	24.47	22.57	18.46	20.73	22.59	21.21	20.19	42.24	40.49	24.05	22.47	25.87	16.38
ILLINOIS.HUB	5.60	18.79	16.14	18.11	26.12	24.77	5.67	6.72	20.02	19.82	20.62	12.47	22.33	16.79	18.87	18.68	18.85	18.16	47.78	47.55	22.31	21.01	13.25	1.02
MICHIGAN.HUB	29.80	32.11	35.51	26.52	29.44	24.42	15.74	34.61	22.03	25.28	26.96	25.18	23.78	17.99	20.22	22.27	20.80	19.82	59.64	48.84	23.69	22.15	26.83	17.87
MINN.HUB	-11.11	3.09	-11.43	-0.17	-12.22	-6.22	-8.04	4.07	18.98	18.69	16.08	4.61	-17.73	14.59	15.88	17.15	16.02	15.96	38.62	46.44	19.89	16.85	-0.75	-15.57
WPS	2.66	14.10	6.73	13.69	9.80	12.06	8.49	10.82	23.00	22.45	24.15	14.29	20.23	20.19	21.83	20.53	21.13	22.66	45.04	54.58	30.72	28.71	16.19	6.15
Forecasted(GW)	46.4	45.7	45.1	45.1	46.0	47.8	49.1	49.6	50.5	51.2	51.3	51.1	50.7	50.0	49.5	49.4	49.6	50.1	52.2	55.5	55.6	53.2	50.0	48.0
(RT) - (DA Load)	3.59	2.65	2.43	2.28	1.45	0.56	-0.98	0.36	0.04	0.38	0.57	0.58	0.63	1.12	0.98	0.66	0.50	0.45	-0.71	-0.56	0.59	1.03	2.90	42.79



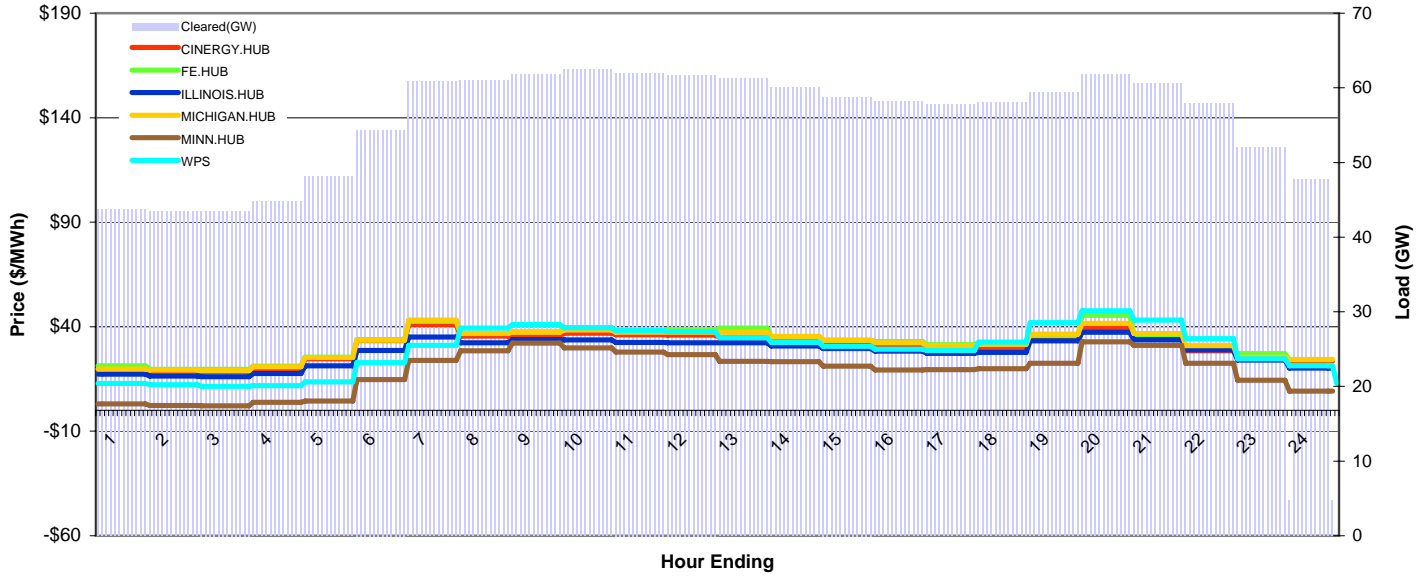
MISO Daily Report

Delivery Day: Monday, March 23, 2009

Price Color Codes: <=0 >=100 >=200

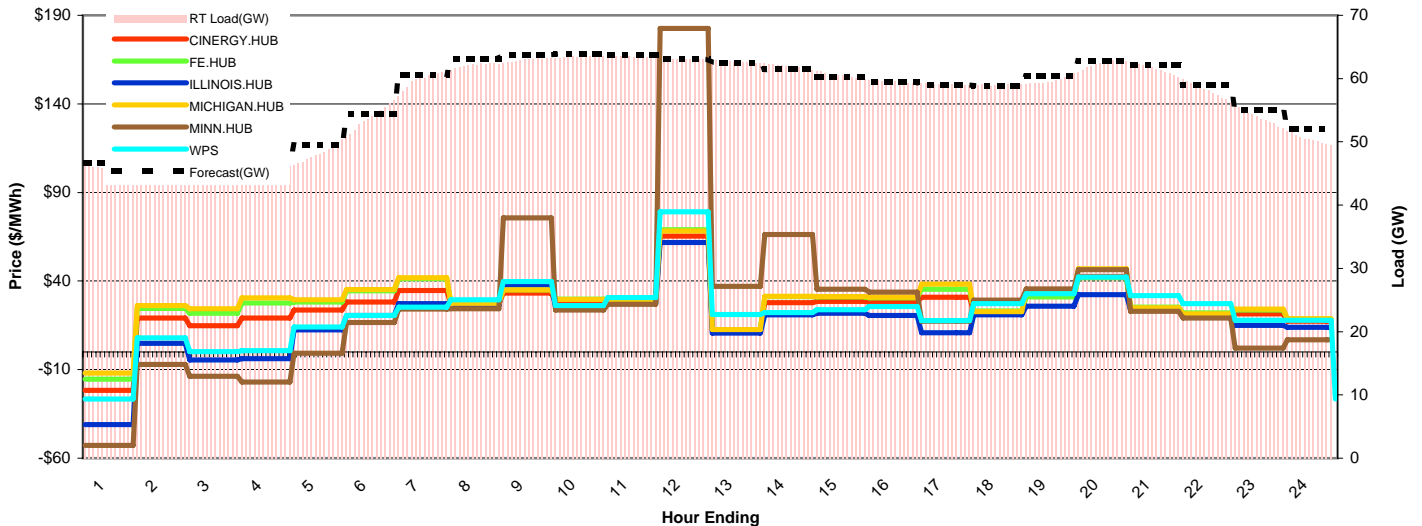
Day-Ahead Prices and Cleared Load

	HE1	HE2	HE3	HE4	HE5	HE6	HE7	HE8	HE9	HE10	HE11	HE12	HE13	HE14	HE15	HE16	HE17	HE18	HE19	HE20	HE21	HE22	HE23	HE24
CINERGY.HUB	19.71	18.69	18.55	20.13	24.61	33.36	41.07	35.57	35.61	36.90	36.09	35.95	34.96	33.46	31.71	30.72	29.41	29.75	33.65	39.20	34.33	28.52	24.93	23.57
FE.HUB	21.26	19.67	19.68	21.20	25.47	33.88	42.61	36.82	37.50	39.56	38.08	38.50	39.38	35.11	33.56	32.94	31.45	32.40	35.70	45.53	36.29	30.36	27.06	24.21
ILLINOIS.HUB	17.36	16.33	16.09	17.64	21.24	28.64	35.08	32.39	33.77	33.69	32.42	32.35	32.29	30.85	29.63	28.26	27.21	27.74	33.16	37.34	33.76	28.92	24.07	20.15
MICHIGAN.HUB	19.77	19.37	18.98	20.86	25.32	33.47	43.12	36.93	37.34	38.45	37.40	37.41	37.31	35.31	33.50	32.38	30.97	31.48	36.46	41.65	36.76	30.96	25.40	24.31
MINN.HUB	3.12	2.27	2.17	3.88	4.39	14.76	23.89	28.56	32.11	29.88	27.92	26.63	23.38	23.26	21.20	19.26	19.50	19.94	22.45	32.76	31.06	22.54	14.40	9.13
WPS	12.91	12.32	11.51	11.76	13.69	22.86	31.14	39.29	41.05	39.44	38.09	37.71	34.75	32.46	30.69	29.21	28.63	32.62	41.98	47.60	43.20	34.38	24.66	21.24
Cleared(GW)	43.7	43.5	43.5	44.8	48.2	54.4	60.8	61.0	61.8	62.4	62.0	61.7	61.3	60.0	58.8	58.2	57.7	58.0	59.3	61.8	60.6	57.9	52.0	4.8



Preliminary Real-Time Prices with Forecasted and Actual System Load

	HE1	HE2	HE3	HE4	HE5	HE6	HE7	HE8	HE9	HE10	HE11	HE12	HE13	HE14	HE15	HE16	HE17	HE18	HE19	HE20	HE21	HE22	HE23	HE24
CINERGY.HUB	-21.73	19.11	14.81	19.16	23.57	28.10	34.73	27.00	33.13	27.94	28.22	65.40	11.68	27.86	28.59	27.91	30.92	22.17	31.86	42.57	24.35	21.09	21.39	17.34
FE.HUB	-15.43	24.51	21.91	27.54	28.23	34.45	41.28	28.05	35.06	29.83	29.34	68.99	12.62	31.26	31.12	30.56	35.40	23.15	31.09	41.81	25.35	21.92	23.55	18.64
ILLINOIS.HUB	-41.02	4.79	-4.53	-3.76	12.52	20.57	27.19	26.04	37.83	24.92	27.26	61.67	10.62	20.86	21.82	20.57	10.80	20.97	25.74	32.30	23.52	20.39	14.91	13.81
MICHIGAN.HUB	-11.88	26.23	24.44	30.46	29.35	35.12	41.87	27.50	35.09	29.65	28.74	68.28	12.63	31.38	31.29	30.80	38.32	22.75	34.50	46.91	24.90	21.54	24.17	18.83
MINN.HUB	-52.69	-7.00	-13.79	-16.94	-0.76	16.50	24.25	24.30	75.61	23.61	26.90	182.65	37.02	66.23	35.30	33.73	17.39	29.15	35.62	46.43	22.91	19.08	2.22	6.75
WPS	-26.56	7.88	0.16	0.73	14.14	20.58	25.34	29.41	39.73	26.20	30.63	79.02	21.10	22.25	23.87	25.59	17.75	27.21	32.86	42.16	31.70	27.31	17.83	17.86
Forecasted(GW)	46.7	46.1	46.1	46.9	49.5	54.4	60.7	63.2	63.7	63.9	63.7	63.1	62.5	61.5	60.3	59.4	59.0	58.9	60.4	62.8	62.2	58.9	55.1	52.1
(RT) - (DA Load)	2.02	1.55	1.48	0.88	-0.08	-0.58	-0.98	1.10	1.14	1.06	1.52	1.44	1.41	1.92	1.80	1.42	1.37	1.03	0.36	0.49	0.92	0.26	1.97	45.72



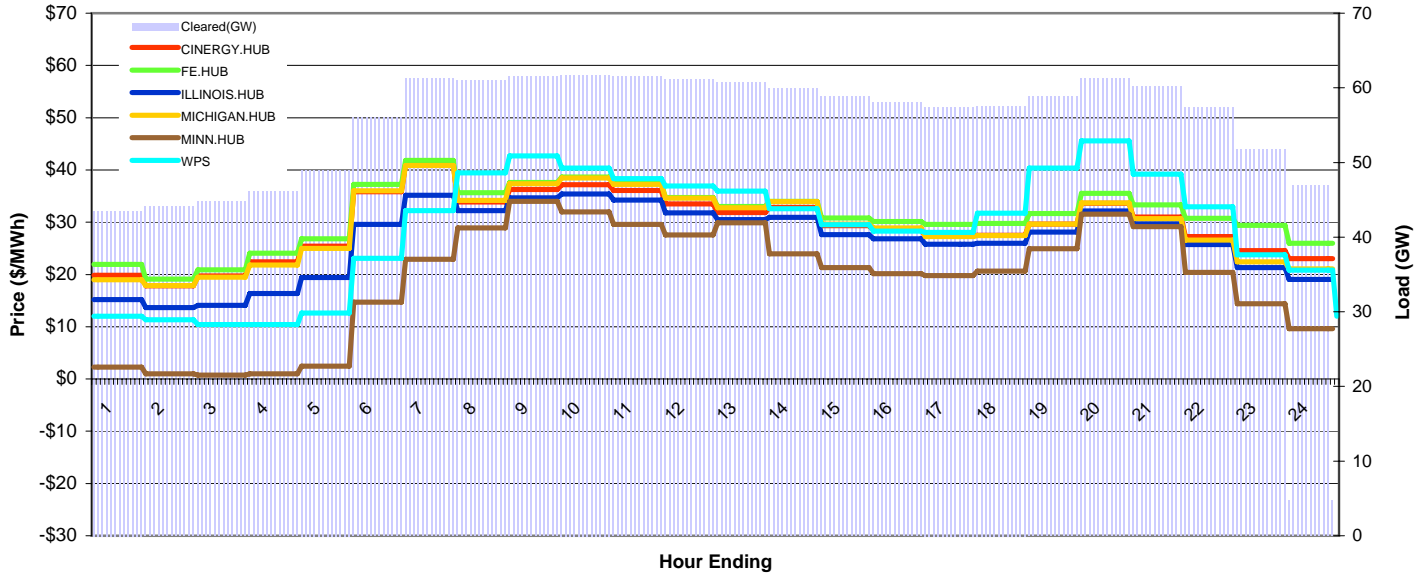
MISO Daily Report

Delivery Day: Tuesday, March 24, 2009

Price Color Codes: ≤0 ≥100 ≥200

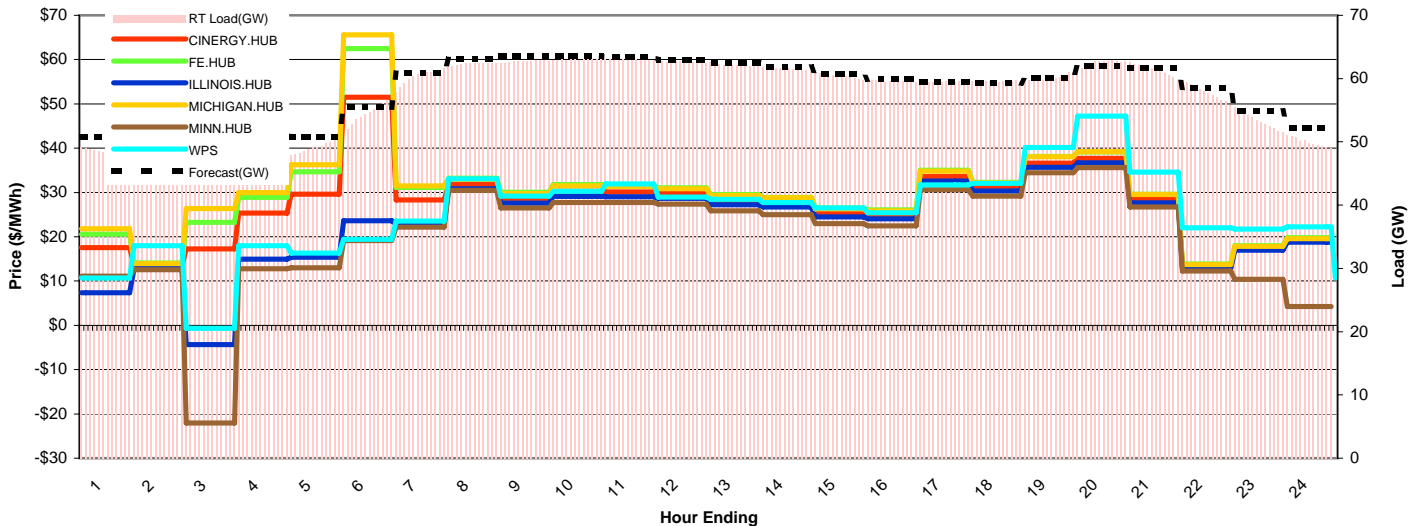
Day-Ahead Prices and Cleared Load

	HE1	HE2	HE3	HE4	HE5	HE6	HE7	HE8	HE9	HE10	HE11	HE12	HE13	HE14	HE15	HE16	HE17	HE18	HE19	HE20	HE21	HE22	HE23	HE24
CINERGY.HUB	19.82	17.84	19.70	22.42	25.41	35.85	41.19	33.89	36.23	37.20	36.08	33.50	31.84	32.84	29.31	28.53	27.36	27.48	29.62	33.62	31.02	27.26	24.59	23.01
FE.HUB	21.92	19.10	20.88	24.08	26.81	37.21	41.84	35.67	37.62	38.63	37.40	34.73	33.04	34.02	30.80	30.13	29.56	29.75	31.64	35.55	33.30	30.77	29.42	25.94
ILLINOIS.HUB	15.17	13.64	14.10	16.37	19.42	29.57	35.14	32.21	34.67	35.38	34.23	31.78	30.48	30.94	27.61	26.84	25.77	25.94	28.14	32.14	29.69	25.75	21.32	19.05
MICHIGAN.HUB	19.00	17.90	19.51	21.83	24.99	36.00	40.88	34.18	37.34	38.47	37.23	34.58	32.78	33.95	29.67	28.88	27.28	27.47	29.62	33.67	30.68	26.61	22.44	21.05
MINN.HUB	2.26	1.00	0.75	1.00	2.44	14.72	22.89	28.90	34.02	31.99	29.59	27.54	29.90	23.96	21.33	20.17	19.77	20.64	24.93	31.56	29.13	20.38	14.41	9.64
WPS	12.03	11.33	10.43	10.39	12.65	23.12	32.23	39.46	42.69	40.34	38.37	36.93	35.93	32.56	29.55	28.31	28.05	31.75	40.39	45.54	39.20	32.93	23.78	20.80
Cleared(GW)	43.5	44.1	44.7	46.2	49.0	56.0	61.2	61.1	61.5	61.7	61.5	61.2	60.7	59.9	58.9	58.0	57.5	57.6	58.9	61.3	60.2	57.4	51.7	4.7



Preliminary Real-Time Prices with Forecasted and Actual System Load

	HE1	HE2	HE3	HE4	HE5	HE6	HE7	HE8	HE9	HE10	HE11	HE12	HE13	HE14	HE15	HE16	HE17	HE18	HE19	HE20	HE21	HE22	HE23	HE24
CINERGY.HUB	17.53	13.57	17.28	25.34	29.61	51.51	28.29	31.84	28.66	30.28	30.14	29.72	28.23	27.65	25.31	24.89	33.58	31.10	36.62	37.72	28.48	13.27	17.38	19.20
FE.HUB	20.56	14.08	23.25	28.86	34.70	62.46	31.14	33.23	30.04	31.75	31.53	31.09	29.56	28.92	26.48	26.04	35.03	32.28	38.17	39.16	29.59	13.85	17.99	19.78
ILLINOIS.HUB	7.38	12.86	-4.34	14.93	15.38	23.60	22.85	30.85	27.62	29.14	29.04	28.66	27.21	26.69	24.47	24.04	32.58	30.32	35.66	36.72	27.68	12.87	16.93	18.77
MICHIGAN.HUB	21.82	13.92	26.36	29.98	36.28	65.57	31.51	32.95	29.78	31.51	31.34	30.87	29.34	28.78	26.26	25.84	34.83	32.19	38.09	39.23	29.57	13.73	17.80	19.58
MINN.HUB	11.12	12.59	-22.02	12.80	12.97	19.15	22.18	30.45	26.50	27.75	27.73	27.37	25.84	24.99	22.99	22.48	30.62	29.19	34.45	35.60	26.71	12.24	10.37	4.26
WPS	10.69	17.98	-0.67	17.99	16.35	19.44	23.53	33.10	29.18	30.28	31.91	28.97	28.43	27.76	26.47	25.41	31.68	32.09	40.17	47.27	34.57	22.03	21.72	22.23
Forecasted(GW)	50.8	49.7	49.3	49.7	50.8	55.4	60.8	63.0	63.6	63.6	63.4	63.0	62.5	61.8	60.7	59.9	59.5	59.3	60.0	62.1	61.6	58.6	54.9	52.2
(RT) - (DA Load)	4.90	3.17	2.03	0.96	0.24	-1.45	-0.91	1.27	1.27	1.32	1.46	1.48	1.45	1.66	1.56	1.64	2.07	2.04	1.24	1.13	1.18	0.51	1.75	45.27



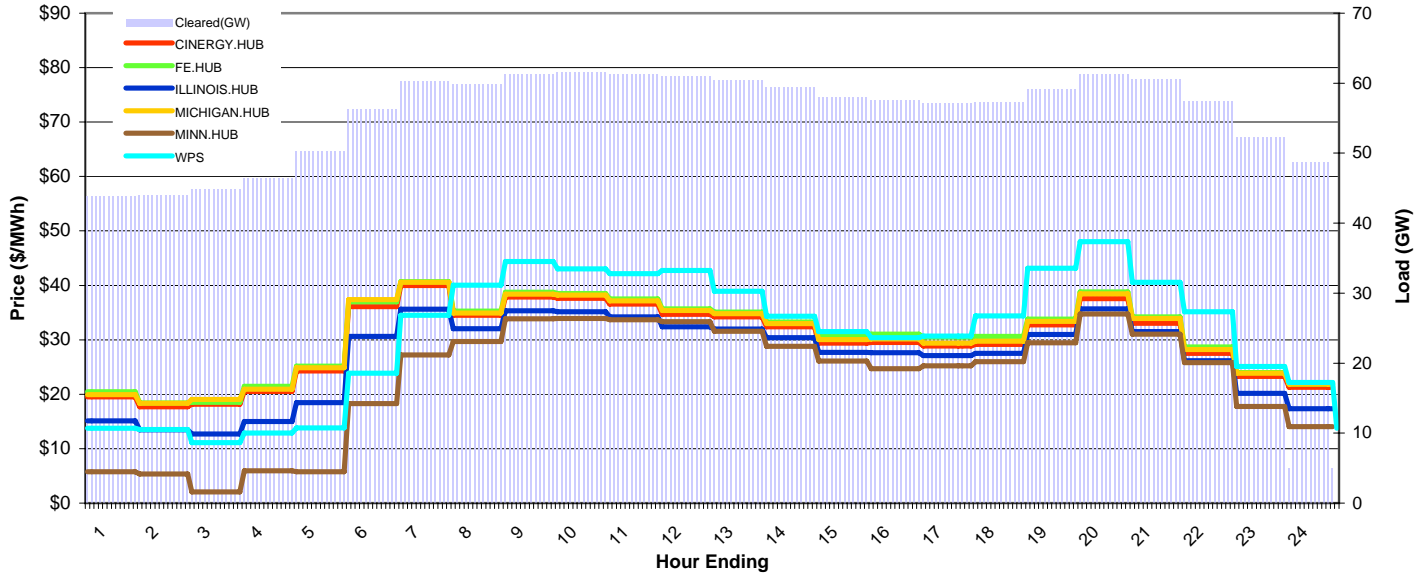
MISO Daily Report

Delivery Day: Wednesday, March 25, 2009

Price Color Codes: <=0 >=100 >=200

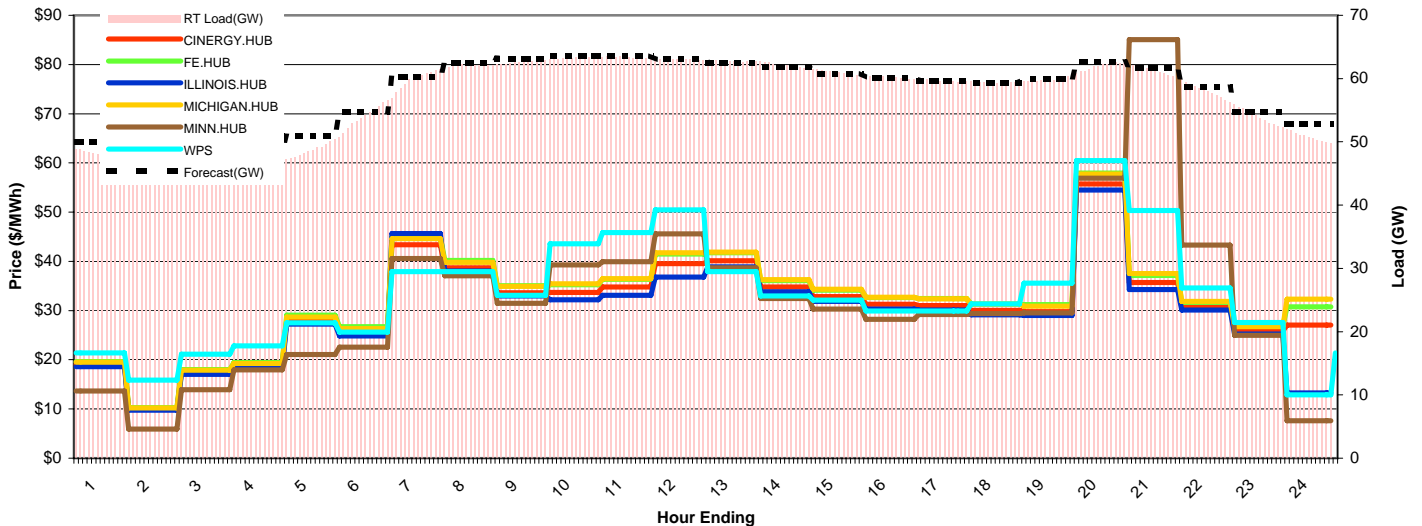
Day-Ahead Prices and Cleared Load

	HE1	HE2	HE3	HE4	HE5	HE6	HE7	HE8	HE9	HE10	HE11	HE12	HE13	HE14	HE15	HE16	HE17	HE18	HE19	HE20	HE21	HE22	HE23	HE24
CINERGY.HUB	19.49	17.71	18.15	20.53	24.27	36.09	40.00	34.52	37.83	37.65	36.54	34.68	34.19	32.38	29.39	29.49	28.89	29.16	32.75	37.56	33.05	27.49	23.29	21.30
FE.HUB	20.43	18.40	18.54	21.43	25.16	37.00	40.69	35.26	38.72	38.52	37.49	35.67	35.12	33.30	30.78	31.03	30.49	30.65	33.82	38.80	34.23	28.69	23.97	21.85
ILLINOIS.HUB	15.08	13.48	12.67	14.98	18.47	30.63	35.62	32.01	35.33	35.13	34.19	32.38	32.00	30.42	27.70	27.62	27.10	27.50	30.99	35.70	31.49	26.16	20.16	17.35
MICHIGAN.HUB	19.93	18.35	19.02	20.93	24.88	37.41	40.58	34.94	38.39	38.20	37.18	35.41	34.83	32.95	30.02	30.17	29.39	29.74	33.39	38.44	33.90	28.21	23.87	21.85
MINN.HUB	5.74	5.36	2.07	5.96	5.79	18.27	27.19	29.69	33.84	33.90	33.70	33.36	31.59	28.83	26.11	24.67	25.23	25.97	29.48	34.74	31.04	25.83	17.76	14.07
WPS	13.77	13.51	11.13	12.86	13.83	23.87	34.53	40.02	44.41	43.03	42.13	42.75	38.93	34.36	31.49	30.40	30.70	34.38	43.14	48.00	40.58	35.15	25.11	22.16
Cleared(GW)	43.8	44.0	44.8	46.4	50.2	56.2	60.2	59.9	61.3	61.5	61.3	60.9	60.4	59.4	58.0	57.6	57.0	57.3	59.2	61.3	60.6	57.4	52.2	4.9



Preliminary Real-Time Prices with Forecasted and Actual System Load

	HE1	HE2	HE3	HE4	HE5	HE6	HE7	HE8	HE9	HE10	HE11	HE12	HE13	HE14	HE15	HE16	HE17	HE18	HE19	HE20	HE21	HE22	HE23	HE24
CINERGY.HUB	19.06	9.98	17.49	18.83	28.06	25.67	43.36	38.68	33.65	33.70	34.77	39.55	40.11	34.77	32.85	31.27	31.04	30.02	29.80	55.73	35.70	30.70	25.88	27.07
FE.HUB	19.67	10.28	18.04	19.46	29.04	26.75	45.08	40.20	35.07	35.26	36.35	41.51	41.73	36.09	34.13	32.64	32.47	31.36	31.20	57.92	37.14	31.70	26.80	30.75
ILLINOIS.HUB	18.59	9.74	17.04	18.29	27.26	24.87	45.67	38.06	32.96	32.16	33.07	36.81	38.89	33.79	31.88	30.30	30.08	29.16	29.01	54.51	34.28	30.14	25.23	13.27
MICHIGAN.HUB	19.50	10.21	17.86	19.26	28.69	26.33	44.63	39.80	34.92	35.42	36.48	41.72	41.90	36.30	34.36	32.74	32.41	31.25	30.89	57.76	37.49	31.87	26.74	32.32
MINN.HUB	13.66	5.93	13.93	17.98	21.05	22.59	40.60	37.04	31.47	39.27	39.94	45.56	38.69	32.44	30.33	28.20	29.20	29.37	29.52	56.92	85.07	43.34	24.98	7.64
WPS	21.38	15.85	21.16	22.81	27.48	25.61	37.89	37.93	33.13	43.58	45.84	50.48	37.88	32.99	32.10	29.93	29.92	31.35	35.57	60.45	50.35	34.59	27.59	12.90
Forecasted(GW)	49.9	48.8	48.4	48.8	50.9	54.7	60.3	62.4	63.2	63.6	63.6	63.0	62.5	61.8	60.8	60.1	59.7	59.4	60.0	62.6	61.7	58.6	54.7	52.8
(RT) - (DA Load)	4.25	2.77	1.40	0.10	-1.57	-2.39	-0.37	2.17	1.28	1.76	2.07	2.10	2.32	2.75	2.98	2.58	2.58	2.16	0.63	0.62	0.67	0.64	1.77	45.90



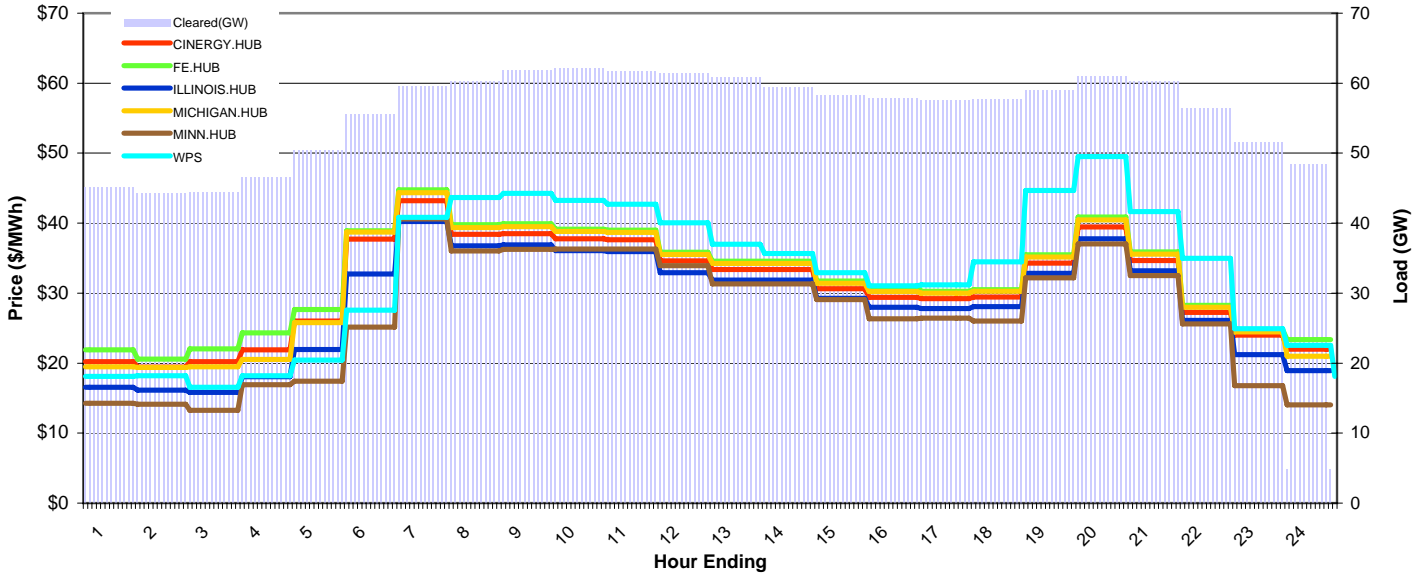
MISO Daily Report

Delivery Day: Thursday, March 26, 2009

Price Color Codes: ≤0 ≥100 ≥200

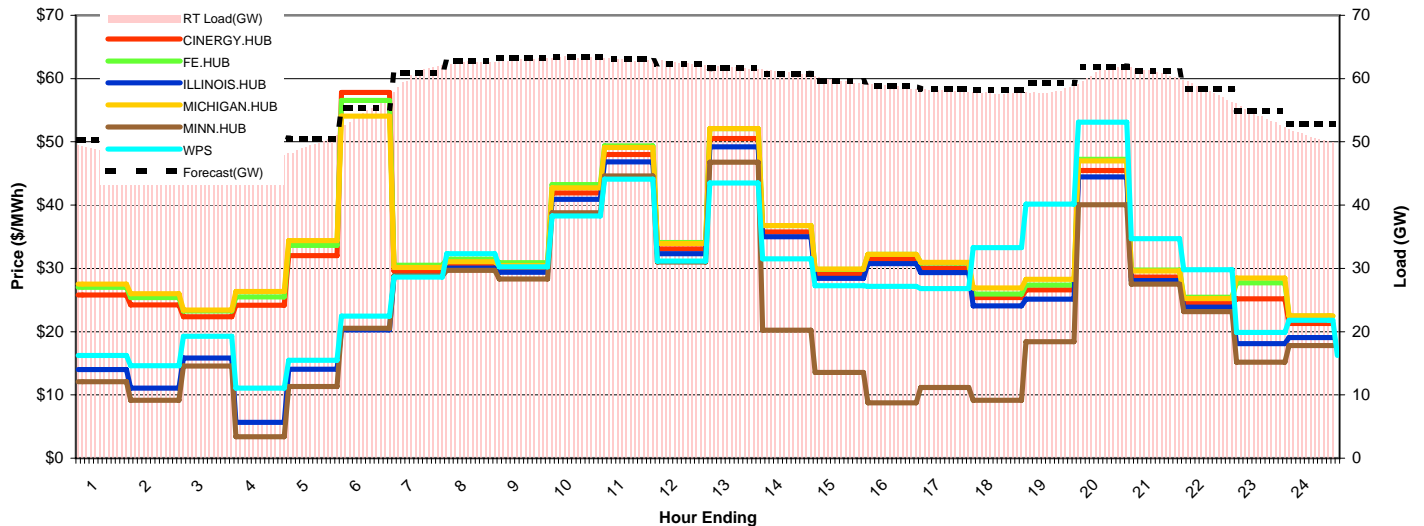
Day-Ahead Prices and Cleared Load

	HE1	HE2	HE3	HE4	HE5	HE6	HE7	HE8	HE9	HE10	HE11	HE12	HE13	HE14	HE15	HE16	HE17	HE18	HE19	HE20	HE21	HE22	HE23	HE24
CINERGY.HUB	20.22	19.45	20.21	21.89	26.03	37.74	43.22	38.39	38.52	37.78	37.65	34.60	33.38	33.37	30.62	29.38	29.22	29.44	34.27	39.46	34.66	27.26	24.01	22.00
FE.HUB	21.90	20.57	22.03	24.33	27.65	38.90	44.74	39.76	39.90	39.16	39.02	35.85	34.57	34.57	31.72	30.94	30.26	30.49	35.49	40.87	35.90	28.24	24.79	23.35
ILLINOIS.HUB	16.53	16.13	15.82	18.04	21.95	32.74	40.25	36.75	36.88	36.08	35.95	32.93	31.86	31.85	29.24	27.97	27.80	28.08	32.81	37.78	33.18	26.10	21.20	18.92
MICHIGAN.HUB	19.47	19.37	19.48	20.54	25.79	38.71	44.33	39.38	39.52	38.81	38.68	35.53	34.25	34.25	31.42	30.20	30.01	30.25	35.16	40.48	35.56	27.97	24.47	20.98
MINN.HUB	14.25	14.15	13.28	16.92	17.42	25.14	40.61	36.03	36.28	36.31	36.32	33.92	31.33	31.32	29.06	26.35	26.44	26.01	32.17	37.04	32.53	25.59	16.77	14.04
WPS	18.11	18.20	16.56	18.18	20.46	27.59	40.84	43.66	44.25	43.27	42.69	40.03	36.98	35.67	32.91	31.02	31.18	34.47	44.68	49.50	41.66	34.99	24.91	22.52
Cleared(GW)	45.1	44.2	44.4	46.6	50.4	55.6	59.5	60.3	61.8	62.1	61.6	61.4	60.7	59.4	58.2	57.8	57.5	57.7	59.0	61.0	60.2	56.5	51.6	4.8



Preliminary Real-Time Prices with Forecasted and Actual System Load

	HE1	HE2	HE3	HE4	HE5	HE6	HE7	HE8	HE9	HE10	HE11	HE12	HE13	HE14	HE15	HE16	HE17	HE18	HE19	HE20	HE21	HE22	HE23	HE24
CINERGY.HUB	25.81	24.24	22.38	24.16	32.02	57.80	29.59	30.63	29.98	41.91	47.98	33.09	50.51	35.78	29.09	31.41	30.05	25.38	26.59	45.46	28.63	24.43	25.17	21.27
FE.HUB	26.99	25.40	23.26	25.50	33.61	56.55	30.49	31.45	30.90	43.23	49.37	34.07	52.11	36.77	29.86	32.23	30.83	25.95	27.35	47.25	29.74	25.45	27.70	22.44
ILLINOIS.HUB	13.99	11.06	15.82	5.66	14.07	20.30	28.80	30.04	29.40	40.94	46.82	32.31	49.23	34.99	28.44	30.77	29.34	24.05	25.15	44.48	28.07	23.88	18.11	19.09
MICHIGAN.HUB	27.49	25.98	23.42	26.34	34.37	54.06	30.13	31.07	30.45	42.73	49.10	33.93	52.12	36.77	29.88	32.20	30.94	26.89	28.25	47.00	29.60	25.23	28.50	22.51
MINN.HUB	12.11	9.17	14.59	3.40	11.32	20.54	28.85	29.67	28.34	38.81	44.59	31.00	46.76	20.25	13.56	8.73	11.16	9.15	18.41	40.05	27.52	23.17	15.16	17.79
WPS	16.24	14.61	19.26	11.06	15.49	22.46	28.64	32.32	30.25	38.31	44.09	31.14	43.50	31.49	27.26	27.14	26.82	33.29	40.14	53.12	34.70	29.80	19.88	21.82
Forecasted(GW)	50.3	49.2	48.9	49.4	50.5	55.3	60.9	62.8	63.3	63.4	63.1	62.4	61.6	60.7	59.6	58.8	58.4	58.2	59.2	61.9	61.2	58.4	54.9	52.8
(RT) - (DA Load)	3.57	3.36	2.79	0.94	-0.91	-0.86	1.09	2.26	1.23	1.29	1.33	1.05	0.98	1.64	1.54	0.98	0.60	-0.06	-0.95	-0.09	0.77	1.63	2.48	46.03



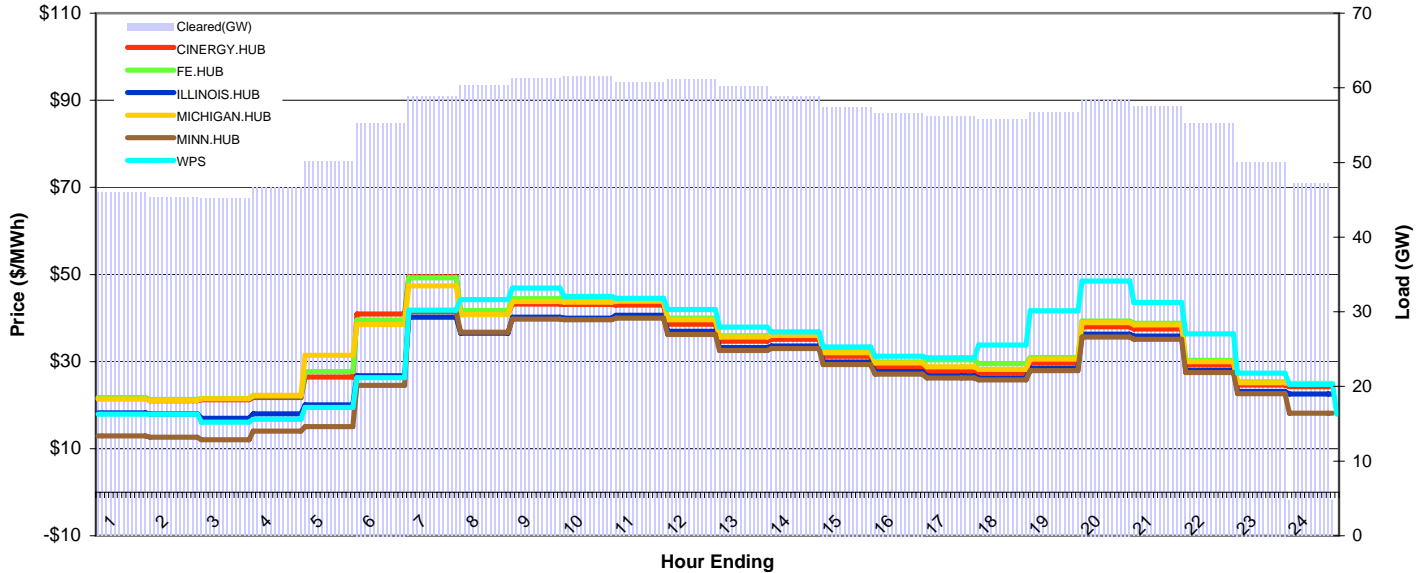
MISO Daily Report

Delivery Day: Friday, March 27, 2009

Price Color Codes: <=0 >=100 >=200

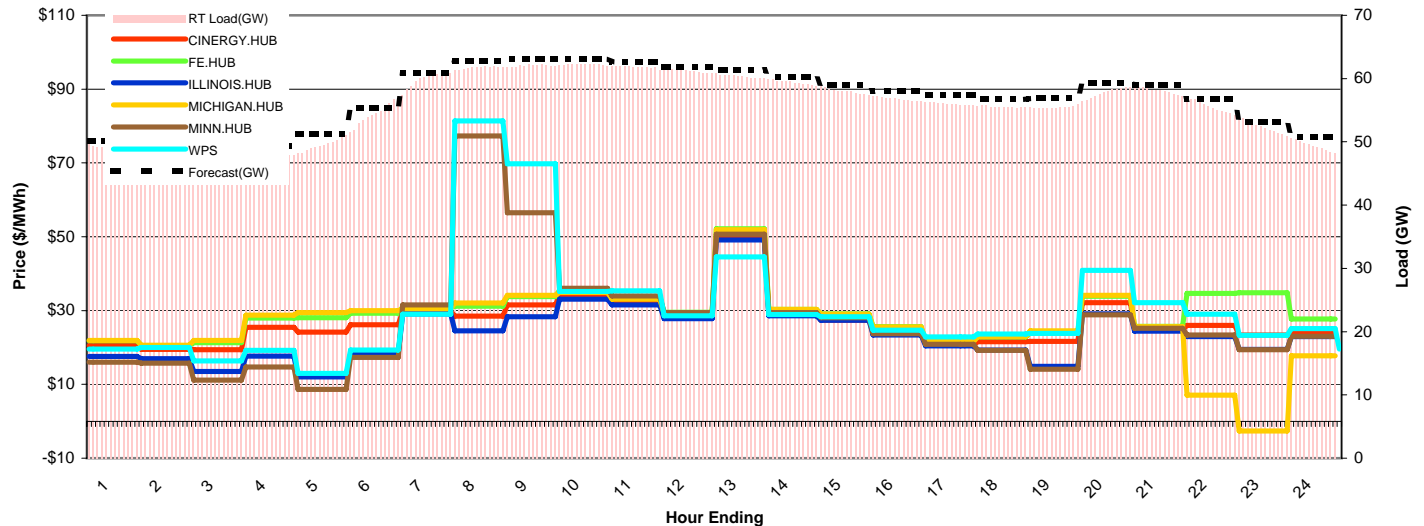
Day-Ahead Prices and Cleared Load

	HE1	HE2	HE3	HE4	HE5	HE6	HE7	HE8	HE9	HE10	HE11	HE12	HE13	HE14	HE15	HE16	HE17	HE18	HE19	HE20	HE21	HE22	HE23	HE24
CINERGY.HUB	21.50	21.00	21.21	21.74	26.48	40.92	49.46	41.01	43.23	43.12	42.97	38.60	34.70	35.11	31.23	28.90	27.89	27.40	29.76	37.95	37.45	29.24	24.59	24.26
FE.HUB	21.71	21.27	21.55	22.10	27.89	39.54	49.26	41.72	44.45	44.31	44.37	39.97	35.94	36.36	32.34	29.93	30.44	29.56	30.91	39.30	38.78	30.29	25.35	25.00
ILLINOIS.HUB	18.19	18.01	17.00	18.00	20.06	26.73	40.19	36.50	40.20	40.00	40.66	36.95	33.22	33.61	29.90	27.67	26.72	26.24	28.49	36.33	35.85	28.00	23.11	22.56
MICHIGAN.HUB	21.41	21.07	21.45	22.26	31.48	38.51	47.36	40.78	43.79	43.63	43.86	39.60	35.60	36.02	32.04	29.65	28.78	28.21	30.54	38.93	38.42	30.00	25.13	24.92
MINN.HUB	12.95	12.61	12.02	14.00	15.07	24.56	41.41	36.71	39.74	39.58	40.00	36.23	32.57	32.96	29.31	27.12	26.26	25.78	27.94	35.62	35.15	27.45	22.63	18.12
WPS	17.90	17.94	16.07	16.74	19.45	26.32	41.79	44.22	46.89	44.94	44.52	41.94	37.88	36.84	33.32	31.20	30.83	33.79	41.64	48.49	43.56	36.33	27.35	24.73
Cleared(GW)	46.0	45.3	45.1	46.6	50.1	55.3	58.8	60.3	61.3	61.5	60.7	61.1	60.2	58.8	57.4	56.6	56.2	55.8	56.7	58.5	57.5	55.2	50.0	4.7



Preliminary Real-Time Prices with Forecasted and Actual System Load

	HE1	HE2	HE3	HE4	HE5	HE6	HE7	HE8	HE9	HE10	HE11	HE12	HE13	HE14	HE15	HE16	HE17	HE18	HE19	HE20	HE21	HE22	HE23	HE24
CINERGY.HUB	20.55	19.50	19.42	25.43	24.16	26.19	29.82	28.54	31.54	33.96	32.23	28.39	50.11	29.14	27.35	24.49	20.96	21.58	21.62	32.18	24.87	26.02	23.42	24.18
FE.HUB	21.79	20.56	21.30	27.99	28.03	29.32	31.01	31.15	33.76	35.50	33.60	29.54	52.14	30.30	29.09	25.62	21.85	22.90	23.88	33.87	25.70	34.62	34.79	27.73
ILLINOIS.HUB	17.55	16.97	13.51	17.62	12.04	18.20	29.12	24.52	28.33	33.08	31.49	27.84	49.14	28.61	27.35	23.38	20.45	19.32	14.87	29.11	24.44	22.92	19.50	22.91
MICHIGAN.HUB	21.92	20.57	21.87	28.79	29.49	29.97	30.47	32.04	34.11	34.87	33.09	29.20	51.94	30.33	29.00	25.51	21.67	22.95	24.51	34.09	25.66	7.07	-2.67	17.75
MINN.HUB	16.04	15.71	11.13	14.67	8.66	17.29	31.55	77.29	56.48	36.04	33.97	29.44	50.67	29.43	28.09	23.75	20.84	19.23	14.14	28.81	25.16	23.37	19.40	23.01
WPS	19.57	19.99	16.33	19.18	13.00	19.33	29.03	81.41	69.77	35.22	35.36	28.62	44.51	28.97	28.31	24.68	22.89	23.65	23.78	40.88	32.17	28.99	23.29	25.15
Forecasted(GW)	50.1	49.6	49.2	49.4	51.2	55.4	60.8	62.7	63.2	63.2	62.6	61.9	61.3	60.3	59.0	58.0	57.3	56.7	56.9	59.3	59.0	56.7	53.1	50.7
(RT) - (DA Load)	2.82	2.30	2.01	0.89	-0.55	-0.90	1.08	1.50	0.76	0.73	1.14	0.16	0.19	0.57	0.62	0.18	-0.14	-0.28	-1.22	-0.73	0.60	0.44	2.34	44.70



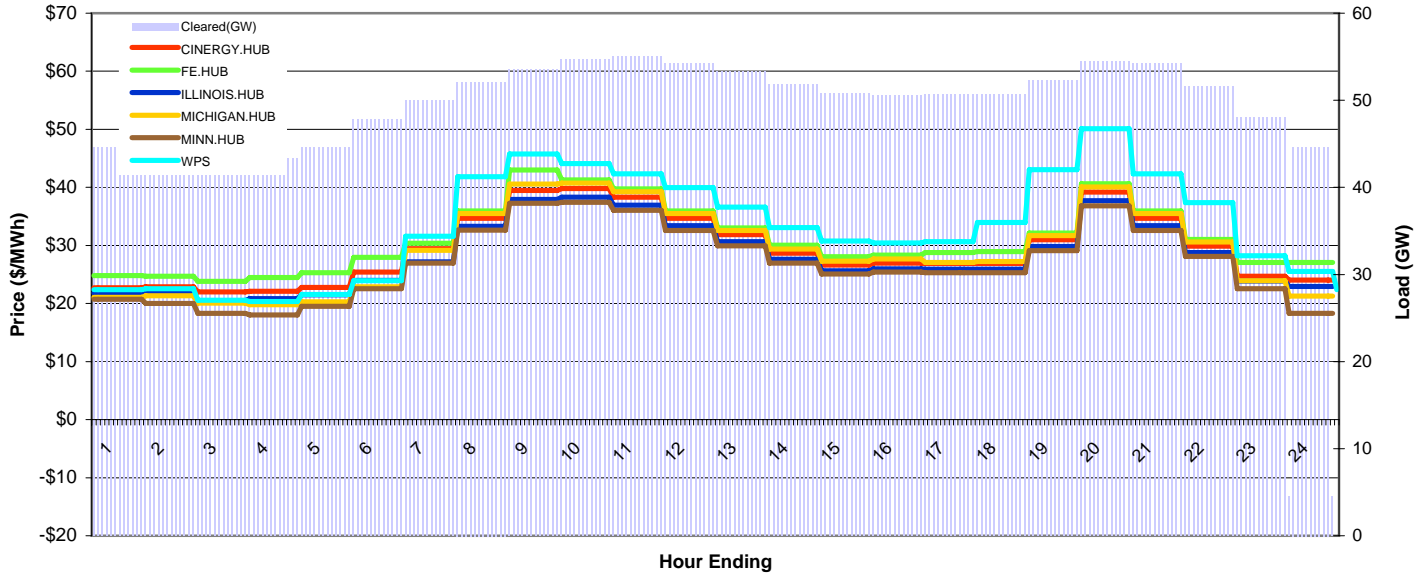
MISO Daily Report

Delivery Day: Saturday, March 28, 2009

Price Color Codes: ≤0 ≥100 ≥200

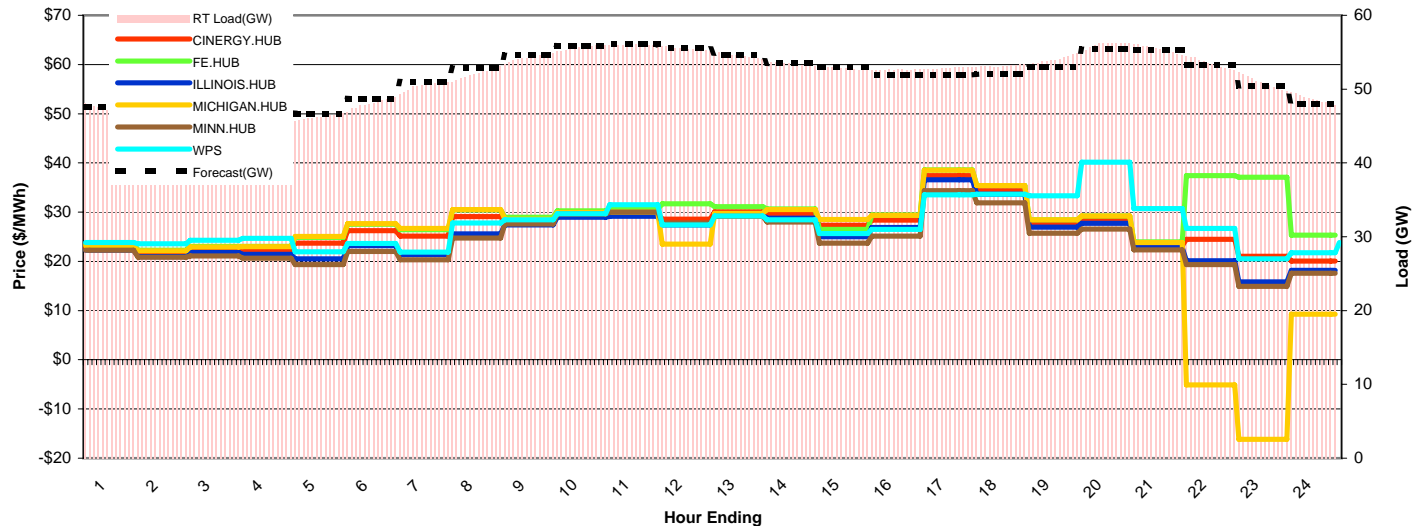
Day-Ahead Prices and Cleared Load

	HE1	HE2	HE3	HE4	HE5	HE6	HE7	HE8	HE9	HE10	HE11	HE12	HE13	HE14	HE15	HE16	HE17	HE18	HE19	HE20	HE21	HE22	HE23	HE24
CINERGY.HUB	22.72	22.89	21.97	22.10	22.76	25.43	29.43	34.69	39.49	39.81	38.33	34.67	31.85	28.66	26.63	26.98	26.89	26.90	30.96	39.17	34.67	29.90	24.71	24.01
FE.HUB	24.78	24.68	23.79	24.45	25.29	27.95	30.35	35.96	43.01	41.30	39.76	35.96	33.04	30.04	28.04	28.35	28.79	28.93	32.12	40.64	35.96	31.02	27.09	27.09
ILLINOIS.HUB	21.85	21.74	20.49	20.86	21.49	24.00	27.17	33.28	37.93	38.33	36.91	33.38	30.67	27.60	25.64	25.98	25.90	25.91	29.81	37.72	33.38	28.79	23.87	22.91
MICHIGAN.HUB	21.06	21.35	20.08	19.80	20.31	22.87	29.15	35.50	40.56	40.75	39.23	35.48	32.60	29.37	27.29	27.66	27.08	27.24	31.69	40.09	35.48	30.61	23.94	21.28
MINN.HUB	20.73	20.01	18.31	18.03	19.50	22.53	26.96	32.65	37.28	37.43	36.03	32.59	29.95	26.97	25.06	25.39	25.32	25.33	29.11	36.82	32.59	28.12	22.55	18.28
WPS	22.40	22.53	20.55	20.36	21.55	23.93	31.60	41.83	45.76	44.07	42.36	39.97	36.58	33.06	30.75	30.45	30.64	33.97	43.06	50.08	42.36	37.37	28.25	25.51
Cleared(GW)	44.5	44.0	43.2	43.3	44.6	47.8	50.0	52.1	53.5	54.7	55.1	54.3	53.3	51.8	50.8	50.6	50.7	50.7	52.3	54.5	54.3	51.6	48.0	4.5



Preliminary Real-Time Prices with Forecasted and Actual System Load

	HE1	HE2	HE3	HE4	HE5	HE6	HE7	HE8	HE9	HE10	HE11	HE12	HE13	HE14	HE15	HE16	HE17	HE18	HE19	HE20	HE21	HE22	HE23	HE24
CINERGY.HUB	22.75	21.60	22.39	22.36	23.72	26.26	25.12	29.09	28.14	29.51	29.62	28.55	30.06	29.77	27.31	28.35	37.45	34.35	27.58	28.30	23.19	24.50	21.06	20.03
FE.HUB	23.51	22.25	23.03	23.06	24.90	27.51	26.46	30.47	28.99	30.25	30.59	31.69	31.14	30.64	26.51	29.40	38.59	35.42	28.46	29.23	23.94	37.39	37.07	25.32
ILLINOIS.HUB	22.25	20.99	21.80	21.45	20.51	23.20	21.36	25.61	27.39	28.97	29.19	27.38	29.33	28.79	25.01	26.88	36.60	33.67	26.98	27.70	22.76	20.10	15.85	18.18
MICHIGAN.HUB	23.16	22.17	22.91	22.96	25.09	27.67	26.71	30.54	28.55	29.94	30.03	23.53	29.72	30.52	28.54	29.34	38.50	35.42	28.44	29.20	23.83	-5.10	-16.16	9.24
MINN.HUB	22.25	20.82	21.13	20.64	19.34	22.04	20.31	24.73	27.62	29.62	29.99	27.77	29.16	27.98	23.67	25.15	34.35	31.91	25.71	26.57	22.33	19.35	14.93	17.56
WPS	23.81	23.59	24.27	24.68	21.96	23.61	21.91	27.80	28.44	29.69	31.49	27.43	29.25	28.46	25.65	26.51	33.51	33.62	33.31	40.16	30.74	26.67	20.52	21.75
Forecasted(GW)	47.5	46.3	46.0	46.1	46.7	48.7	51.0	52.8	54.6	55.9	56.1	55.5	54.6	53.5	53.1	51.9	51.9	52.0	52.9	55.4	55.3	53.3	50.4	48.0
(RT) - (DA Load)	2.70	2.07	2.33	2.20	1.66	0.24	0.46	0.03	0.77	0.90	0.92	1.23	1.32	1.71	2.01	2.05	2.19	2.49	1.77	1.55	1.19	1.94	2.93	44.21



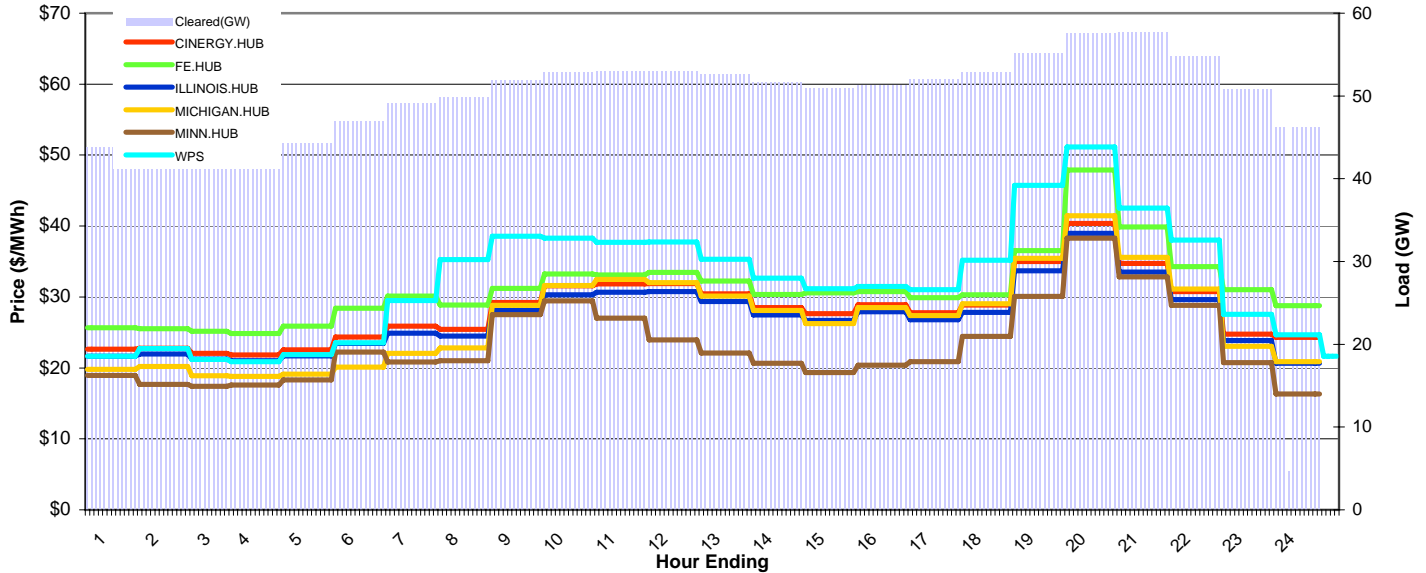
MISO Daily Report

Delivery Day: Sunday, March 29, 2009

Price Color Codes: <=0 >=100 >=200

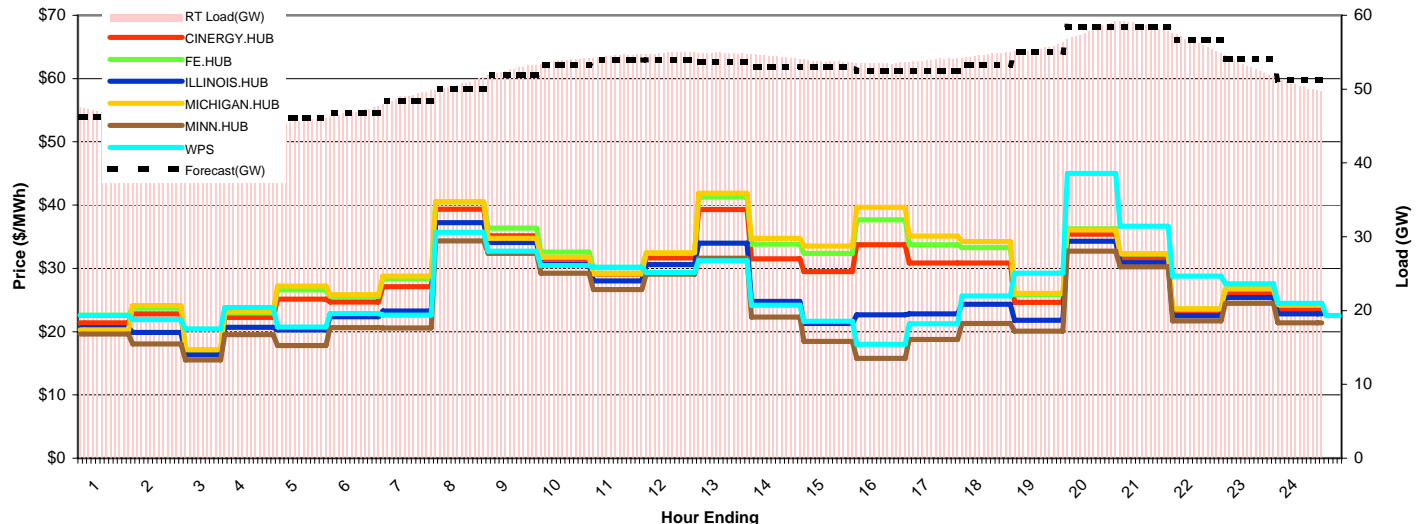
Day-Ahead Prices and Cleared Load

	HE1	HE2	HE3	HE4	HE5	HE6	HE7	HE8	HE9	HE10	HE11	HE12	HE13	HE14	HE15	HE16	HE17	HE18	HE19	HE20	HE21	HE22	HE23	HE24
CINERGY.HUB	22.63	22.78	22.05	21.82	22.53	24.35	25.90	25.46	29.24	31.56	31.85	31.87	30.43	28.49	27.63	28.92	27.78	28.88	34.98	40.38	34.72	30.76	24.76	24.31
FE.HUB	25.68	25.51	25.19	24.87	25.88	28.41	30.14	28.87	31.19	33.26	33.09	33.46	32.26	30.35	30.56	30.78	29.90	30.31	36.54	47.90	39.85	34.27	31.02	28.79
ILLINOIS.HUB	21.67	21.97	21.23	21.00	21.69	23.44	24.90	24.48	28.10	30.33	30.65	30.74	29.35	27.49	26.68	27.91	26.80	27.83	33.70	38.97	33.49	29.63	23.84	20.66
MICHIGAN.HUB	19.81	20.21	18.92	18.81	19.12	20.12	22.06	22.82	28.81	31.61	32.48	32.01	30.12	28.08	26.24	28.51	27.39	29.06	35.43	41.45	35.59	31.12	23.03	20.87
MINN.HUB	18.96	17.66	17.42	17.61	18.29	22.23	20.86	21.01	27.52	29.43	27.01	23.96	22.08	20.66	19.37	20.37	20.88	24.44	30.10	38.27	32.84	28.83	20.74	16.31
WPS	21.65	22.72	21.22	20.90	21.86	23.56	29.48	35.28	38.54	38.31	37.71	37.75	35.30	32.66	31.15	31.48	31.02	35.19	45.72	51.15	42.54	38.03	27.58	24.69
Cleared(GW)	43.8	43.6	42.9	42.8	44.3	46.9	49.0	49.8	51.9	52.8	53.0	53.0	52.6	51.7	50.9	51.2	52.0	52.9	55.2	57.5	57.7	54.7	50.8	4.6



Preliminary Real-Time Prices with Forecasted and Actual System Load

	HE1	HE2	HE3	HE4	HE5	HE6	HE7	HE8	HE9	HE10	HE11	HE12	HE13	HE14	HE15	HE16	HE17	HE18	HE19	HE20	HE21	HE22	HE23	HE24
CINERGY.HUB	21.38	22.82	16.72	22.26	25.13	24.68	27.09	39.34	35.15	31.57	29.07	31.64	39.32	31.51	29.50	33.72	30.83	30.85	24.64	35.38	31.60	23.04	26.07	23.49
FE.HUB	22.61	23.70	17.07	22.95	26.58	25.61	28.31	40.52	36.39	32.56	30.09	32.38	41.25	33.84	32.35	37.66	33.73	33.30	25.85	36.28	32.27	23.59	26.79	24.17
ILLINOIS.HUB	20.65	19.87	16.33	20.68	20.27	22.34	23.25	37.22	34.09	30.68	28.03	30.61	34.01	24.79	21.29	22.64	22.83	24.32	21.80	34.29	30.88	22.52	25.41	22.82
MICHIGAN.HUB	20.30	24.14	17.17	23.18	27.23	25.86	28.78	40.52	34.75	31.75	29.14	32.45	41.88	34.76	33.53	39.64	35.11	34.24	26.07	36.05	32.32	23.62	26.77	24.26
MINN.HUB	19.63	18.07	15.52	19.51	17.80	20.63	20.60	34.33	32.39	29.24	26.63	29.09	31.59	22.33	18.47	15.76	18.75	21.27	20.10	32.72	30.24	21.69	24.50	21.37
WPS	22.55	21.91	20.45	23.81	20.73	22.88	22.60	35.69	32.74	30.46	30.19	29.36	31.23	24.17	21.63	18.01	21.23	25.65	29.23	45.02	36.66	28.78	27.55	24.48
Forecasted(GW)	46.2	45.1	45.5	45.5	46.1	46.8	48.3	50.0	51.9	53.3	53.9	54.0	53.7	53.1	53.0	52.5	52.5	53.3	55.0	58.5	58.4	56.6	54.1	51.3
(RT) - (DA Load)	3.04	2.33	2.53	2.45	1.41	0.03	-0.04	0.86	0.71	1.07	1.54	1.91	2.22	2.72	2.87	2.28	2.01	1.78	0.33	0.39	0.91	1.52	2.30	45.89



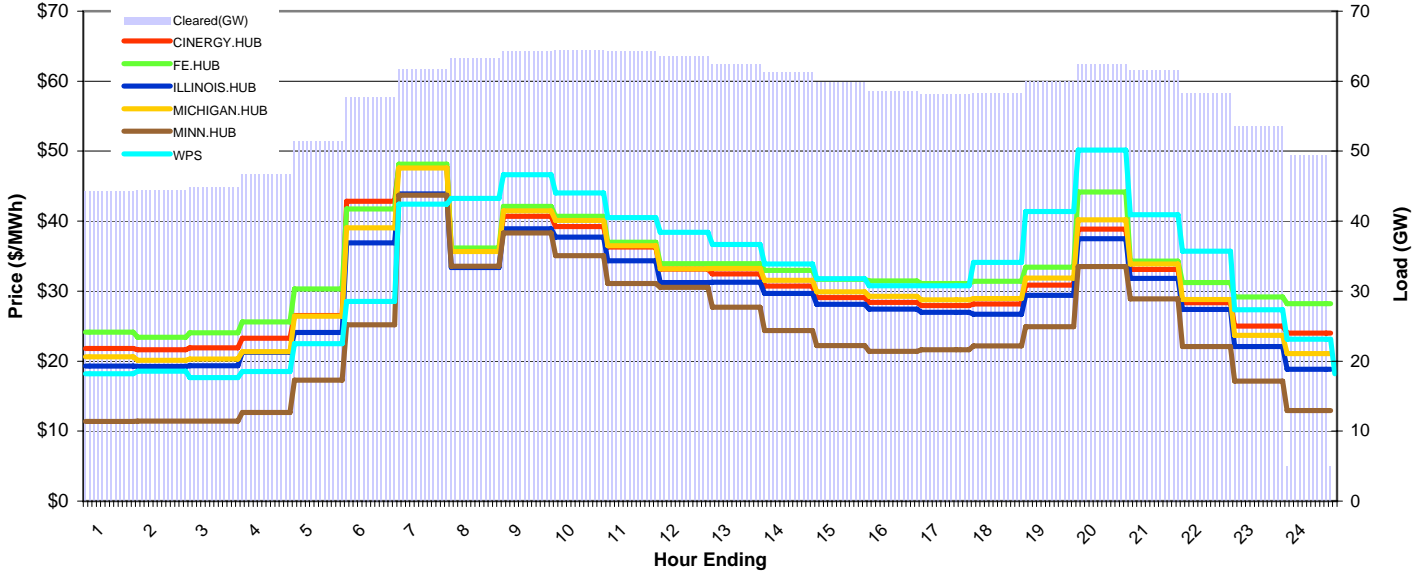
MISO Daily Report

Delivery Day: Monday, March 30, 2009

Price Color Codes: <=0 >=100 >=200

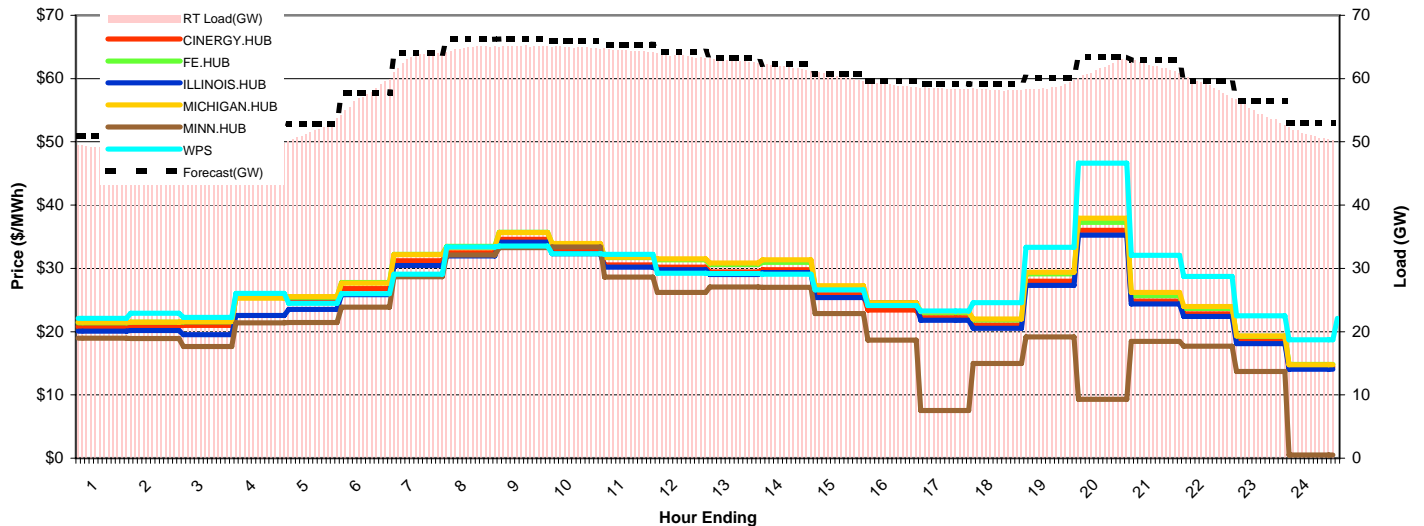
Day-Ahead Prices and Cleared Load

	HE1	HE2	HE3	HE4	HE5	HE6	HE7	HE8	HE9	HE10	HE11	HE12	HE13	HE14	HE15	HE16	HE17	HE18	HE19	HE20	HE21	HE22	HE23	HE24
CINERGY.HUB	21.83	21.62	21.89	23.25	26.51	42.82	47.76	35.77	40.71	39.21	36.31	33.15	32.45	30.74	29.10	28.39	27.92	28.16	30.86	38.88	33.10	28.36	25.03	24.00
FE.HUB	24.16	23.40	24.07	25.59	30.32	41.73	48.15	36.15	42.13	40.68	36.99	33.91	33.91	32.96	31.69	31.47	31.11	31.39	33.41	44.16	34.31	31.24	29.19	28.20
ILLINOIS.HUB	19.29	19.27	19.34	21.27	24.08	36.90	43.91	33.36	38.89	37.73	34.32	31.22	31.29	29.68	28.10	27.42	26.99	26.71	29.41	37.48	31.80	27.39	22.10	18.83
MICHIGAN.HUB	20.60	20.13	20.31	21.36	26.44	39.06	47.60	35.68	41.49	40.11	36.47	33.21	33.23	31.55	29.92	29.24	28.78	28.94	31.85	40.20	33.87	28.80	23.69	21.08
MINN.HUB	11.40	11.42	11.41	12.65	17.29	25.17	43.70	33.58	38.31	35.05	31.10	30.52	27.71	24.36	22.24	21.38	21.63	22.16	24.90	33.50	28.91	22.09	17.15	12.93
WPS	18.18	18.57	17.65	18.53	22.49	28.55	42.45	43.25	46.61	44.03	40.51	38.42	36.65	33.87	31.78	30.76	30.75	34.13	41.36	50.15	40.92	35.70	27.35	23.12
Cleared(GW)	44.2	44.3	44.9	46.6	51.4	57.7	61.7	63.2	64.2	64.4	64.2	63.5	62.4	61.3	59.8	58.6	58.2	58.2	60.0	62.5	61.6	58.2	53.5	4.9



Preliminary Real-Time Prices with Forecasted and Actual System Load

	HE1	HE2	HE3	HE4	HE5	HE6	HE7	HE8	HE9	HE10	HE11	HE12	HE13	HE14	HE15	HE16	HE17	HE18	HE19	HE20	HE21	HE22	HE23	HE24
CINERGY.HUB	20.79	20.91	20.98	25.64	25.02	26.81	31.20	32.47	34.62	32.76	30.54	30.18	29.46	29.78	25.87	23.40	22.20	21.03	27.97	36.00	24.81	22.80	18.56	14.39
FE.HUB	21.40	21.49	21.54	25.70	25.46	27.78	32.22	33.49	35.70	33.86	31.69	31.36	30.59	30.94	26.99	24.42	23.02	21.86	29.12	37.26	25.67	23.69	19.26	14.82
ILLINOIS.HUB	20.10	20.16	19.54	22.57	23.52	25.87	30.45	31.98	34.12	32.31	30.18	29.81	29.05	29.34	25.40	24.57	21.78	20.54	27.29	35.26	24.38	22.40	18.13	14.06
MICHIGAN.HUB	21.48	21.52	21.60	25.30	25.56	27.65	32.16	33.27	35.67	33.93	31.78	31.51	30.86	31.37	27.25	24.56	23.17	22.01	29.38	37.92	26.21	23.98	19.32	14.76
MINN.HUB	18.96	18.92	17.66	21.37	21.46	23.87	28.69	32.12	33.29	33.39	28.65	26.22	27.05	27.03	22.84	18.67	7.53	14.98	19.17	9.31	18.46	17.71	13.69	0.53
WPS	22.13	22.90	22.26	26.06	24.49	26.00	29.06	33.39	33.53	32.33	32.21	29.21	29.16	29.09	26.58	24.11	23.25	24.58	33.33	46.61	32.09	28.70	22.50	18.69
Forecasted(GW)	51.0	50.3	50.4	51.2	52.8	57.7	64.0	66.2	66.3	65.9	65.3	64.2	63.3	62.3	60.8	59.7	59.2	59.1	60.2	63.5	62.9	59.7	56.4	53.0
(RT) - (DA Load)	4.80	4.08	3.66	2.64	0.28	-0.48	1.49	1.64	0.85	0.49	0.18	0.08	0.39	0.53	0.50	0.41	0.23	-0.01	-1.31	-0.79	0.35	0.68	1.06	46.15



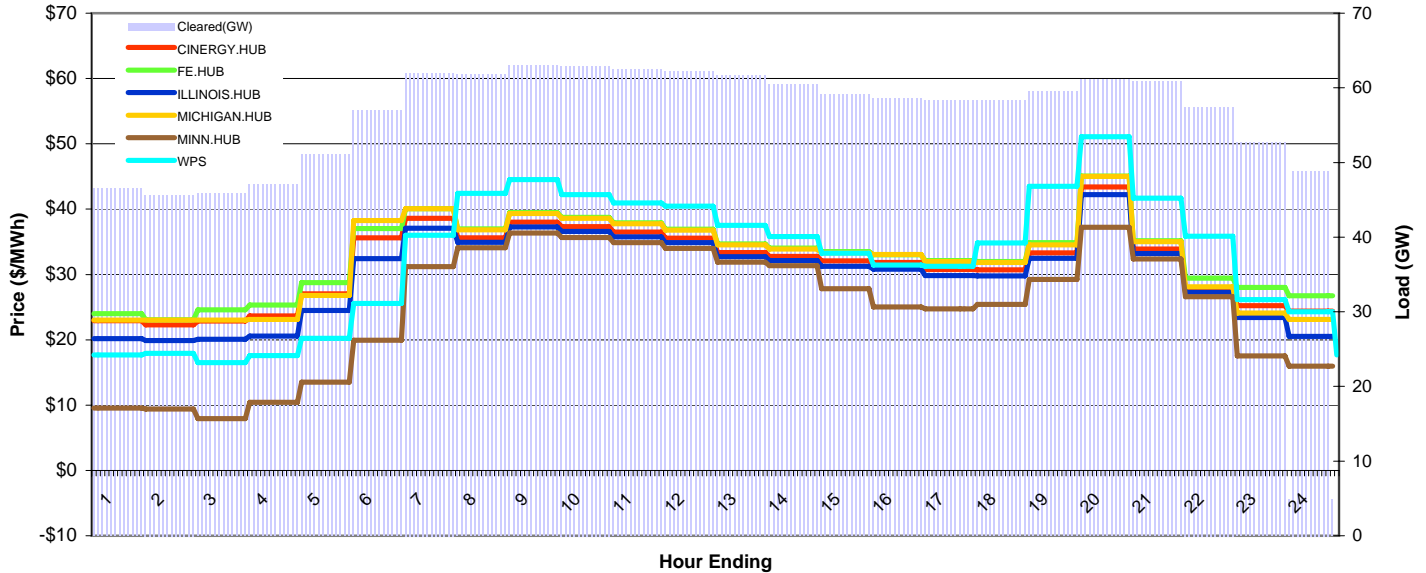
MISO Daily Report

Delivery Day: Tuesday, March 31, 2009

Price Color Codes: ≤0 ≥100 ≥200

Day-Ahead Prices and Cleared Load

	HE1	HE2	HE3	HE4	HE5	HE6	HE7	HE8	HE9	HE10	HE11	HE12	HE13	HE14	HE15	HE16	HE17	HE18	HE19	HE20	HE21	HE22	HE23	HE24
CINERGY.HUB	22.91	22.30	22.86	23.68	27.02	35.59	38.60	35.63	38.02	37.32	36.51	35.57	33.37	32.79	32.10	31.83	30.78	30.70	33.31	43.42	33.88	27.84	25.23	24.40
FE.HUB	24.00	23.08	24.60	25.34	28.77	37.05	40.05	37.00	39.48	38.75	37.91	36.94	34.66	34.05	33.51	33.02	32.13	32.00	34.85	45.06	35.19	29.42	28.04	26.75
ILLINOIS.HUB	20.16	19.87	20.10	20.57	24.48	32.41	37.06	34.91	37.26	36.57	35.77	34.86	32.70	32.13	31.24	30.79	29.82	29.79	32.46	42.23	33.20	27.28	23.41	20.51
MICHIGAN.HUB	23.00	23.00	23.00	23.13	26.80	38.26	40.06	36.84	39.32	38.59	37.75	36.78	34.51	33.91	33.29	33.04	31.97	31.86	34.54	45.00	35.04	28.13	24.11	23.14
MINN.HUB	9.56	9.39	7.92	10.45	13.51	19.95	31.20	34.08	36.34	35.67	34.89	34.00	31.90	31.34	27.84	25.04	24.72	25.42	29.25	37.23	32.38	26.61	17.51	15.94
WPS	17.70	17.91	16.49	17.56	20.21	25.54	36.00	42.43	44.55	42.22	40.97	40.48	37.54	35.82	33.24	31.43	31.24	34.82	43.51	51.11	41.70	35.84	26.13	24.29
Cleared(GW)	46.6	45.7	45.9	47.1	51.1	57.0	62.0	61.8	63.0	62.9	62.5	62.1	61.6	60.4	59.1	58.5	58.3	58.3	59.5	61.2	60.9	57.4	52.7	4.9



Preliminary Real-Time Prices with Forecasted and Actual System Load

	HE1	HE2	HE3	HE4	HE5	HE6	HE7	HE8	HE9	HE10	HE11	HE12	HE13	HE14	HE15	HE16	HE17	HE18	HE19	HE20	HE21	HE22	HE23	HE24
CINERGY.HUB	19.64	18.59	17.89	16.99	-0.85	46.65	25.46	30.32	27.38	27.70	29.42	57.34	35.53	32.21	29.16	28.62	27.19	26.34	43.24	36.64	22.10	21.43	23.66	24.84
FE.HUB	20.29	19.15	18.48	12.85	-0.93	53.06	26.56	31.65	28.57	28.86	30.60	59.48	36.83	33.36	30.22	29.68	28.19	27.34	44.95	37.96	22.77	22.04	24.37	25.52
ILLINOIS.HUB	19.11	18.11	16.91	0.24	-0.73	42.50	24.83	29.76	26.85	27.15	28.89	57.92	35.52	31.99	29.02	28.38	26.69	25.80	42.29	36.04	21.92	21.21	23.20	24.26
MICHIGAN.HUB	20.21	19.07	18.32	9.63	-0.92	54.26	26.64	31.56	28.45	28.77	30.62	59.77	37.05	33.75	30.57	30.23	28.56	27.74	45.50	38.37	22.93	22.15	24.31	25.50
MINN.HUB	7.75	2.96	16.03	-7.10	-8.50	27.89	23.33	28.08	25.41	25.48	26.96	53.37	32.75	29.46	26.42	23.92	24.12	23.49	38.50	32.89	20.29	19.63	21.53	7.90
WPS	21.45	21.30	21.08	13.89	7.96	33.39	25.15	31.39	27.93	28.14	30.92	47.57	33.03	30.52	28.76	25.93	26.73	28.12	43.63	45.75	29.96	27.68	25.97	25.67
Forecasted(GW)	50.9	50.5	50.1	50.5	52.1	56.3	61.8	63.6	63.9	63.9	63.6	63.2	62.6	61.7	60.5	59.8	59.7	59.4	60.0	62.2	61.9	58.8	55.1	52.9
(RT) - (DA Load)	2.59	2.32	1.67	0.89	-1.00	-1.58	-1.03	1.34	0.74	1.07	1.59	1.57	1.59	1.97	2.15	1.82	1.95	2.09	1.45	1.70	1.06	1.39	1.87	46.42

