

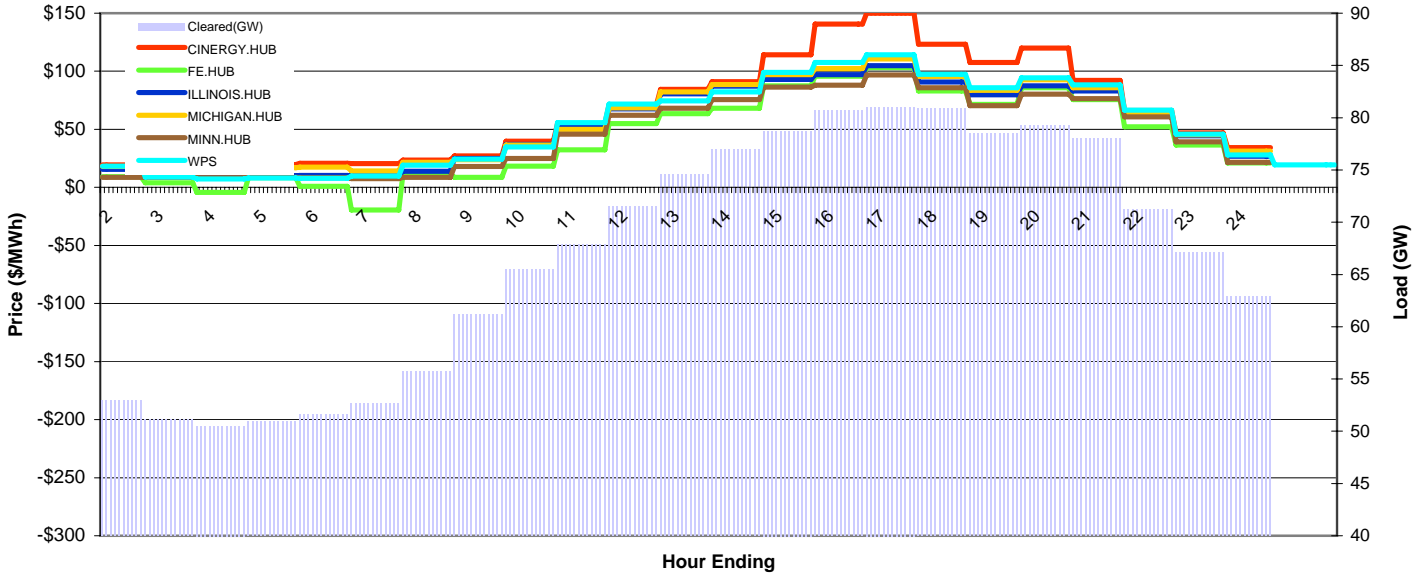
MISO Daily Report

Delivery Day: Monday, September 1, 2008

Price Color Codes: ≤0 ≥100 ≥200

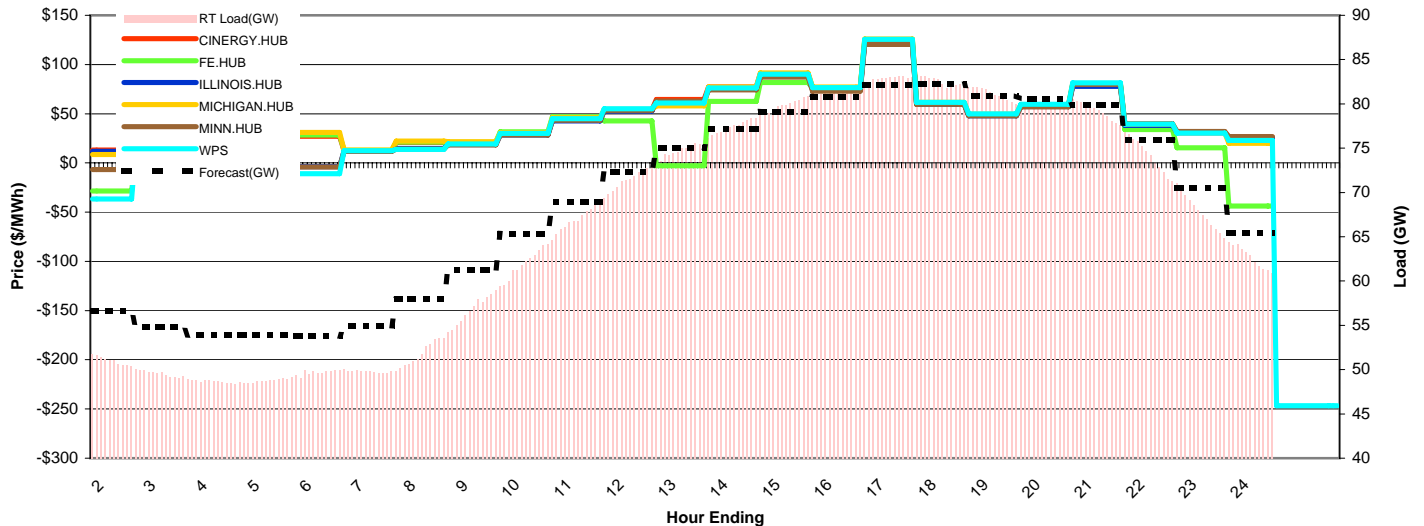
Day-Ahead Prices and Cleared Load

	HE1	HE2	HE3	HE4	HE5	HE6	HE7	HE8	HE9	HE10	HE11	HE12	HE13	HE14	HE15	HE16	HE17	HE18	HE19	HE20	HE21	HE22	HE23	HE24
CINERGY.HUB	24.28	19.50	19.84	19.93	19.73	20.63	20.53	23.59	27.00	39.79	54.83	70.97	84.32	91.12	114.05	140.66	150.00	123.34	107.67	119.91	92.26	66.19	46.88	34.38
FE.HUB	11.22	9.25	4.08	-4.23	8.41	1.04	-19.42	11.39	8.51	18.31	32.20	54.84	63.38	68.21	87.39	95.75	103.26	83.06	71.46	85.74	75.70	52.30	36.57	20.99
ILLINOIS.HUB	18.33	15.65	10.56	9.67	10.07	10.23	10.01	13.77	24.98	36.93	52.22	67.61	80.65	87.04	93.00	97.01	104.69	90.77	79.78	87.49	82.95	62.91	44.56	26.75
MICHIGAN.HUB	21.98	18.14	16.18	14.99	16.97	17.32	14.10	21.71	23.71	36.34	49.90	68.57	82.15	88.66	97.19	102.44	110.55	95.31	83.68	92.63	85.88	64.06	45.22	31.31
MINN.HUB	13.16	8.72	8.59	8.34	8.55	8.40	7.58	8.74	18.01	24.99	45.79	62.03	68.09	75.62	86.26	87.88	96.72	85.81	70.46	80.27	76.46	60.71	39.20	21.59
WPS	19.34	18.14	8.92	7.34	8.04	7.77	9.86	19.20	24.23	34.79	55.65	71.72	74.39	82.22	99.05	107.46	114.09	97.44	85.83	94.20	88.17	66.50	45.78	28.05
Cleared(GW)	55.3	53.0	51.1	50.5	50.9	51.6	52.7	55.7	61.1	65.5	67.9	71.5	74.5	76.9	78.7	80.7	81.0	80.9	78.5	79.2	78.0	71.2	67.1	62.9



Preliminary Real-Time Prices with Forecasted and Actual System Load

	HE1	HE2	HE3	HE4	HE5	HE6	HE7	HE8	HE9	HE10	HE11	HE12	HE13	HE14	HE15	HE16	HE17	HE18	HE19	HE20	HE21	HE22	HE23	HE24
CINERGY.HUB	4.17	12.97	15.42	14.86	17.26	27.21	12.60	20.96	20.26	29.16	43.89	54.18	64.51	77.11	90.83	75.89	123.74	60.58	48.59	58.43	79.36	38.94	31.46	26.53
FE.HUB	3.46	-28.45	4.57	14.97	17.41	28.45	12.71	21.36	20.90	31.56	47.06	42.54	-2.92	62.50	81.86	76.13	124.06	59.68	48.58	58.53	79.44	34.05	15.38	-43.94
ILLINOIS.HUB	4.66	11.96	14.76	14.33	16.61	-3.67	12.14	14.76	18.70	28.36	42.74	52.76	62.05	75.16	88.53	74.39	121.45	59.53	47.89	57.21	77.74	38.22	30.58	25.00
MICHIGAN.HUB	3.45	8.59	14.76	15.47	17.99	31.00	13.13	22.37	21.42	30.83	46.03	54.29	58.12	77.03	91.54	77.23	125.83	61.45	49.40	59.28	80.86	39.53	30.76	20.00
MINN.HUB	-97.85	-6.79	14.58	13.88	16.09	-4.23	11.68	14.00	18.24	28.26	43.28	53.32	62.84	74.25	87.32	73.10	120.47	59.57	47.88	57.11	79.69	39.89	32.09	26.92
WPS	-246.69	-36.76	15.17	14.59	16.94	-11.06	12.43	13.88	19.38	30.07	45.12	55.08	60.77	76.08	90.27	76.66	125.64	61.70	49.74	59.59	81.43	39.52	30.43	22.99
Forecasted(GW)	58.9	56.6	54.8	53.9	54.0	53.8	54.9	57.9	61.2	65.3	69.0	72.3	75.0	77.1	79.1	80.8	82.2	82.2	80.9	80.6	79.9	75.9	70.5	65.5
(RT) - (DA Load)	#DIV/0!	-1.98	-1.53	-1.83	-2.16	-1.95	-2.85	-3.98	-4.43	-3.59	-0.94	-0.08	0.20	0.48	1.10	0.97	1.86	1.73	2.69	0.56	1.20	3.01	0.77	-0.22



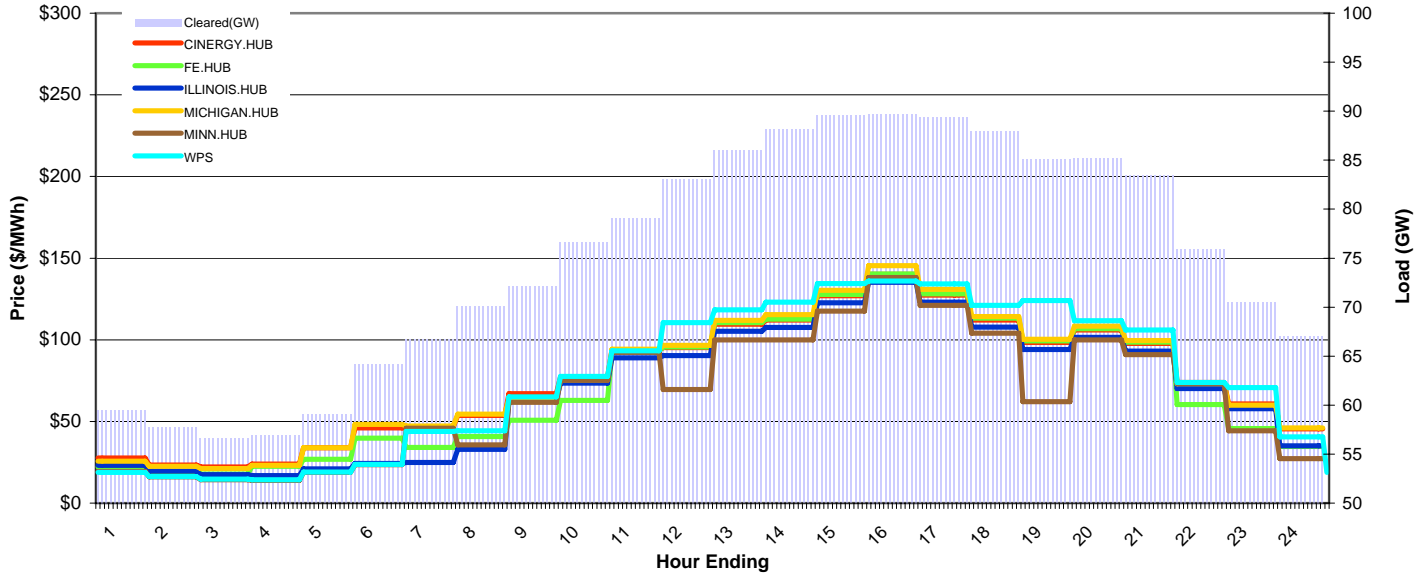
MISO Daily Report

Delivery Day: Tuesday, September 2, 2008

Price Color Codes: <=0 >=100 >=200

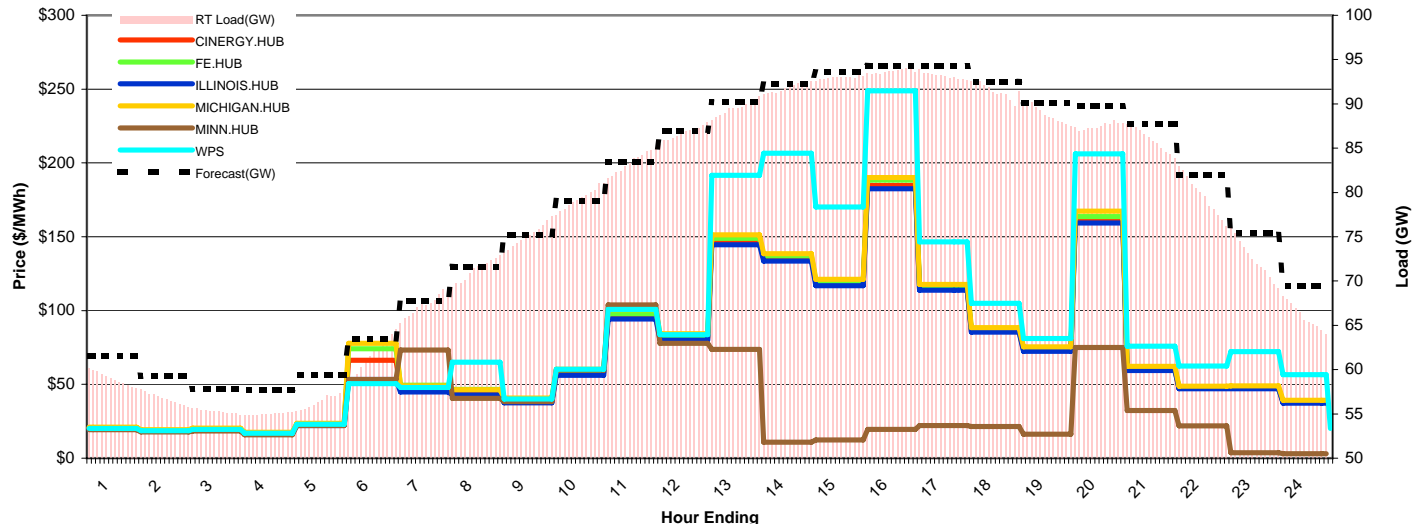
Day-Ahead Prices and Cleared Load

	HE1	HE2	HE3	HE4	HE5	HE6	HE7	HE8	HE9	HE10	HE11	HE12	HE13	HE14	HE15	HE16	HE17	HE18	HE19	HE20	HE21	HE22	HE23	HE24
CINERGY.HUB	27.56	23.38	22.18	23.81	33.94	46.00	46.65	53.71	66.99	77.11	93.87	95.22	109.60	112.00	127.01	140.03	127.43	112.14	98.46	106.10	97.69	73.92	60.80	45.54
FE.HUB	22.07	19.03	17.83	22.58	26.83	39.69	34.03	40.74	50.69	62.99	93.35	95.61	110.55	112.73	127.82	140.23	128.20	113.19	99.36	106.75	98.60	60.29	45.64	34.63
ILLINOIS.HUB	23.07	19.61	17.51	16.79	20.88	24.29	24.88	32.91	63.14	73.42	88.90	90.36	105.20	107.63	122.62	135.15	123.01	107.76	94.03	101.47	93.17	70.08	57.80	35.17
MICHIGAN.HUB	25.64	22.61	21.17	23.17	33.87	48.14	47.23	54.48	64.16	75.40	94.30	96.56	111.98	115.47	130.40	145.38	130.95	114.33	100.34	108.44	99.60	73.08	59.99	46.05
MINN.HUB	19.36	16.03	14.31	13.90	18.75	23.50	45.89	35.69	61.74	75.24	92.30	69.55	99.87	100.00	117.54	138.18	121.04	103.98	62.13	100.00	90.95	73.20	44.37	27.32
WPS	18.87	16.29	14.69	14.35	19.08	23.64	43.89	44.23	65.12	77.51	93.30	110.42	118.44	123.00	134.48	135.98	134.21	121.01	123.99	111.69	106.00	73.87	70.75	40.50
Cleared(GW)	59.5	57.7	56.6	57.0	59.0	64.1	66.7	70.1	72.1	76.6	79.0	83.1	85.9	88.1	89.5	89.7	89.3	87.9	85.0	85.2	83.4	75.9	70.5	67.0



Preliminary Real-Time Prices with Forecasted and Actual System Load

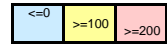
	HE1	HE2	HE3	HE4	HE5	HE6	HE7	HE8	HE9	HE10	HE11	HE12	HE13	HE14	HE15	HE16	HE17	HE18	HE19	HE20	HE21	HE22	HE23	HE24
CINERGY.HUB	20.25	18.71	19.56	16.86	22.86	66.37	46.19	44.11	38.55	57.71	96.50	81.33	147.00	135.36	118.87	184.64	114.68	86.00	73.27	161.56	59.98	47.29	47.39	37.84
FE.HUB	20.40	18.77	19.64	16.97	23.09	74.12	49.40	46.50	40.07	58.46	97.81	82.36	148.99	137.08	119.65	188.31	116.77	87.17	74.10	163.61	60.69	47.60	47.56	38.09
ILLINOIS.HUB	19.59	18.12	18.91	16.28	22.06	53.34	44.90	42.90	37.41	56.21	94.33	79.94	144.54	133.62	116.81	182.57	113.74	85.32	72.48	159.38	59.49	47.11	46.96	37.35
MICHIGAN.HUB	21.01	19.33	20.27	17.48	23.62	77.82	48.96	46.48	40.71	60.24	100.64	84.27	151.23	138.48	121.25	190.14	117.68	88.44	75.46	167.39	62.11	48.72	48.98	39.33
MINN.HUB	19.39	17.83	18.52	15.93	22.19	53.23	73.30	40.51	38.29	59.55	103.92	77.84	73.75	10.92	12.25	19.42	22.02	21.56	16.25	74.96	32.23	21.95	3.75	3.03
WPS	20.23	18.70	19.56	16.84	22.98	50.56	47.87	64.94	39.99	60.25	100.81	83.72	191.53	206.66	170.18	248.78	146.61	104.84	81.08	206.13	75.88	62.45	72.19	56.48
Forecasted(GW)	61.5	59.3	57.8	57.7	59.3	63.4	67.8	71.6	75.2	79.1	83.4	87.0	90.2	92.2	93.6	94.3	94.3	92.5	90.1	89.7	87.7	81.9	75.4	69.4
(RT) - (DA Load)	-0.55	-0.97	-1.30	-1.98	-2.60	-2.46	0.57	1.10	3.03	2.67	4.38	3.61	3.56	3.70	3.37	3.92	3.82	3.54	3.82	2.26	2.55	3.67	1.93	-1.00



MISO Daily Report

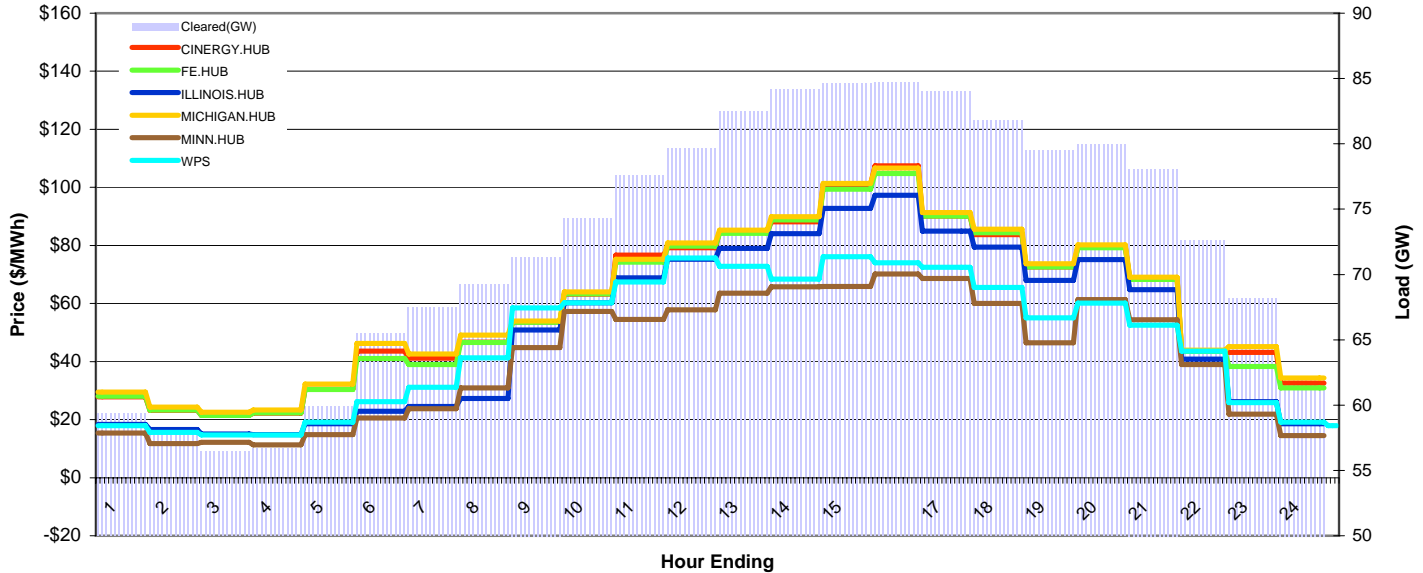
Delivery Day: Wednesday, September 3, 2008

Price Color Codes:



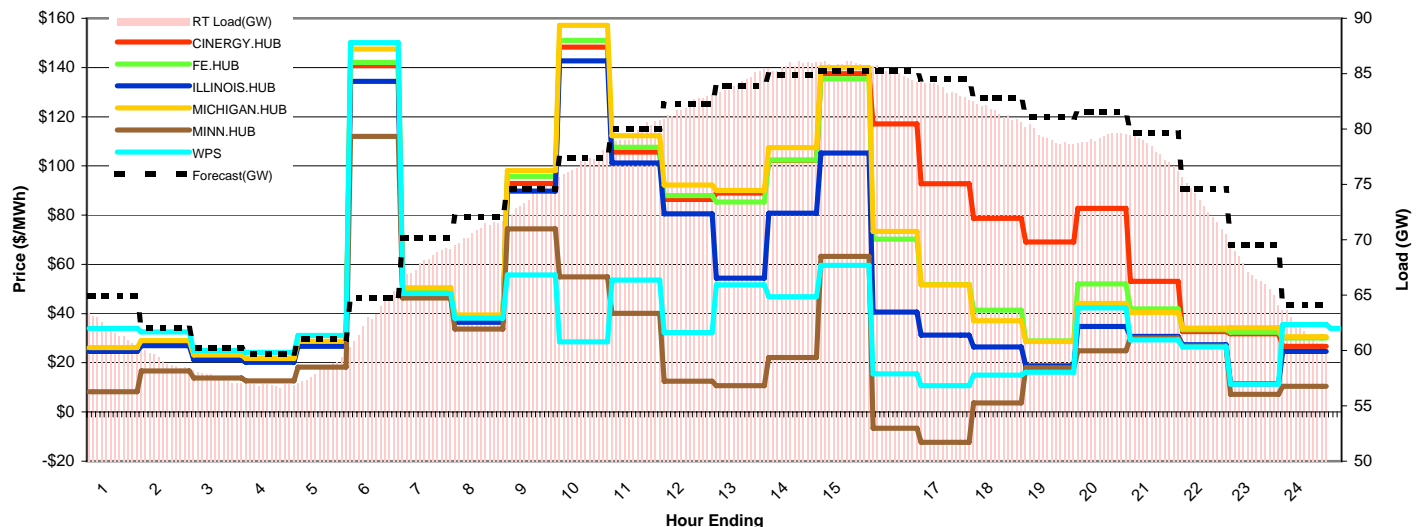
Day-Ahead Prices and Cleared Load

	HE1	HE2	HE3	HE4	HE5	HE6	HE7	HE8	HE9	HE10	HE11	HE12	HE13	HE14	HE15	HE16	HE17	HE18	HE19	HE20	HE21	HE22	HE23	HE24
CINERGY.HUB	27.85	23.16	21.46	22.23	30.45	43.64	41.20	46.70	53.68	63.27	76.70	79.25	84.62	88.16	101.04	107.45	90.14	83.77	72.61	79.48	68.59	43.52	43.16	32.61
FE.HUB	28.08	23.30	21.50	22.33	30.41	41.09	38.93	46.63	53.48	63.28	74.21	79.80	84.11	88.80	99.42	104.75	90.15	84.40	72.58	79.24	68.26	43.48	38.33	30.87
ILLINOIS.HUB	18.37	16.62	15.10	14.85	18.58	22.91	24.54	27.26	50.85	60.28	68.87	75.27	78.96	84.08	92.80	97.23	84.96	79.41	67.97	75.08	64.80	40.85	26.18	18.57
MICHIGAN.HUB	29.53	24.35	22.52	23.35	32.23	46.24	42.64	49.16	54.01	63.94	75.24	80.90	85.25	89.89	101.32	106.66	91.31	85.61	73.70	80.17	69.02	43.91	45.18	34.39
MINN.HUB	15.36	11.76	12.17	11.28	14.78	20.57	23.72	30.88	44.76	57.31	54.55	57.86	63.56	65.76	65.92	70.18	68.60	60.00	46.51	61.37	54.39	39.00	21.91	14.52
WPS	17.88	15.56	14.76	14.70	19.13	26.22	31.19	41.24	58.49	60.24	67.46	75.72	72.85	68.44	76.12	74.01	72.51	65.53	55.03	60.13	52.51	43.64	25.87	19.13
Cleared(GW)	59.3	58.0	56.5	56.7	59.9	65.5	67.4	69.2	71.3	74.3	77.6	79.6	82.5	84.2	84.6	84.7	84.0	81.8	79.5	79.9	78.1	72.6	68.1	62.1



Preliminary Real-Time Prices with Forecasted and Actual System Load

	HE1	HE2	HE3	HE4	HE5	HE6	HE7	HE8	HE9	HE10	HE11	HE12	HE13	HE14	HE15	HE16	HE17	HE18	HE19	HE20	HE21	HE22	HE23	HE24
CINERGY.HUB	25.20	27.72	22.09	20.88	27.74	140.78	47.93	37.30	92.91	148.31	105.58	86.40	88.94	102.19	137.53	117.05	92.73	78.77	69.07	82.75	53.05	32.72	31.77	26.72
FE.HUB	25.37	27.92	22.28	21.05	27.94	142.05	48.78	38.20	95.73	151.05	107.61	88.01	85.38	102.40	135.45	70.24	51.74	41.36	28.93	52.04	41.91	33.50	32.35	30.06
ILLINOIS.HUB	24.64	26.96	21.19	20.18	26.63	134.43	46.77	36.40	89.81	142.68	101.20	80.58	54.34	80.79	105.19	40.65	31.27	26.46	18.78	34.80	30.77	27.32	11.43	24.56
MICHIGAN.HUB	26.19	28.98	23.12	21.79	28.77	147.54	50.52	39.43	98.15	157.13	112.33	92.23	89.98	107.41	140.03	73.41	51.70	37.07	28.60	44.14	40.54	34.15	34.26	30.63
MINN.HUB	8.17	16.67	13.80	12.60	18.26	111.96	46.39	33.72	74.40	54.93	40.04	12.54	10.64	22.10	63.18	-6.55	-12.32	3.61	17.99	24.84	30.10	26.79	7.18	10.46
WPS	33.92	32.59	24.97	24.19	31.16	150.12	48.18	38.09	55.65	28.50	53.66	32.33	51.65	46.85	59.62	15.45	10.75	15.03	16.14	42.31	29.24	26.45	11.40	35.48
Forecasted(GW)	64.9	62.0	60.2	59.7	61.1	64.8	70.2	72.0	74.6	77.3	80.0	82.2	83.8	84.9	85.2	85.2	84.5	82.8	81.1	81.5	79.6	74.6	69.5	64.1
(RT) - (DA Load)	2.51	1.10	1.14	0.25	-1.61	-2.26	0.62	1.59	2.47	2.64	2.16	2.50	1.73	1.61	1.30	0.35	-0.44	-0.27	-0.23	-0.68	0.02	0.47	-1.29	-0.20



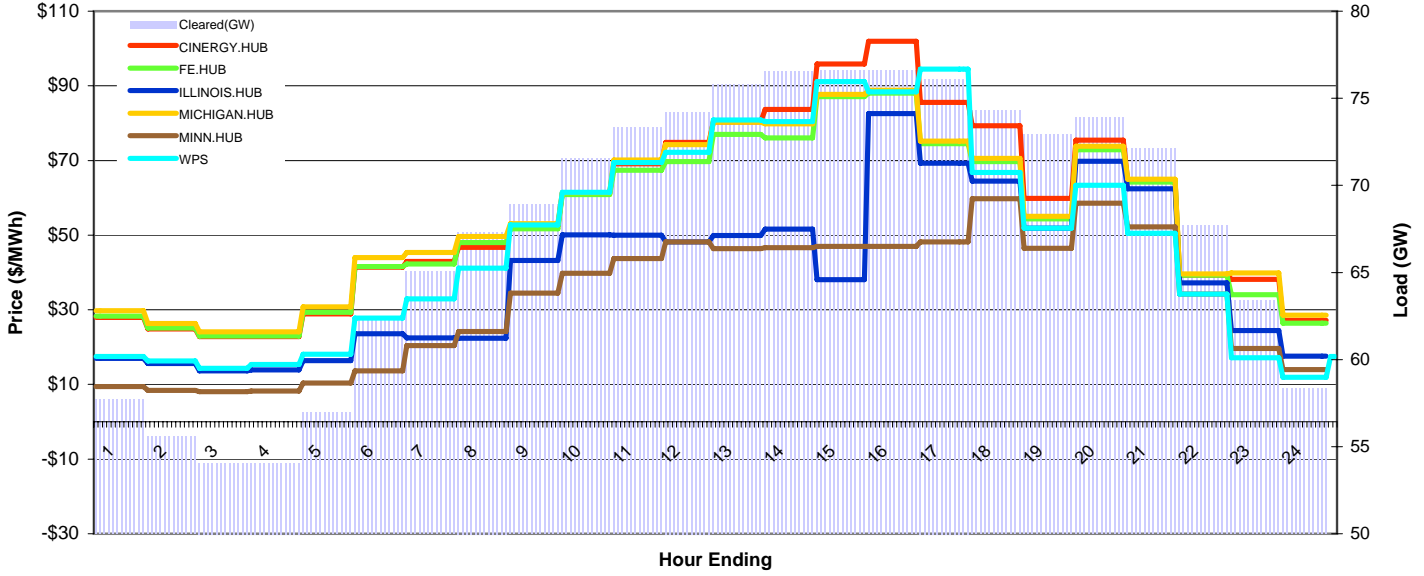
MISO Daily Report

Delivery Day: Thursday, September 4, 2008

Price Color Codes: ≤0 ≥100 ≥200

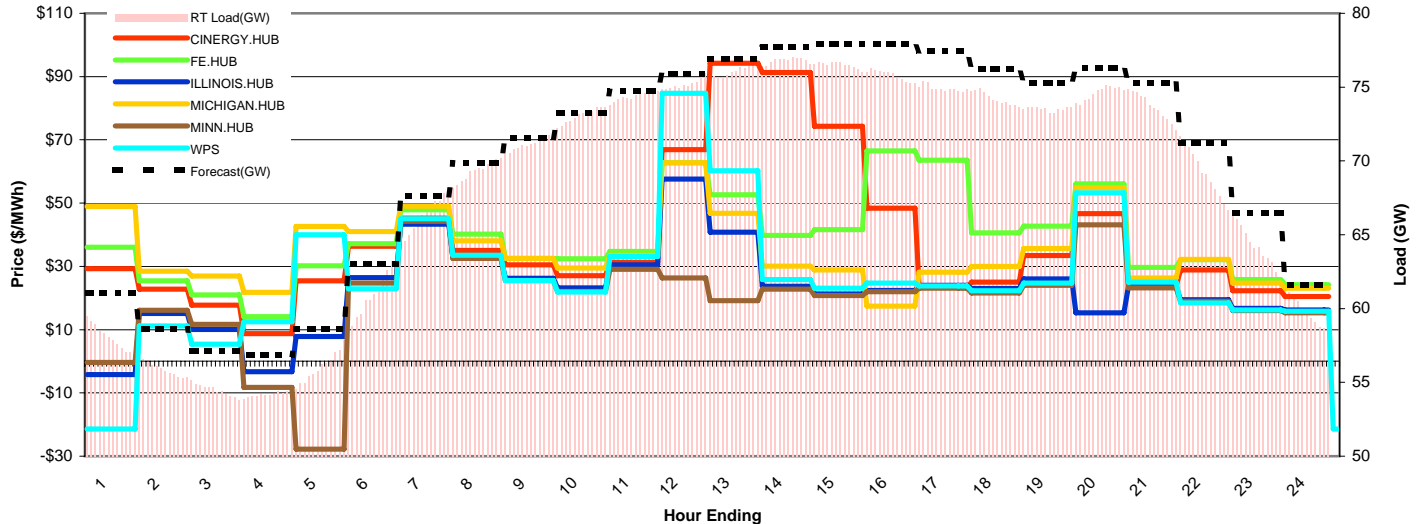
Day-Ahead Prices and Cleared Load

	HE1	HE2	HE3	HE4	HE5	HE6	HE7	HE8	HE9	HE10	HE11	HE12	HE13	HE14	HE15	HE16	HE17	HE18	HE19	HE20	HE21	HE22	HE23	HE24
CINERGY.HUB	27.97	24.86	22.80	22.83	28.90	41.42	42.95	46.75	52.37	61.23	69.12	74.86	80.31	83.66	95.89	101.97	85.54	79.28	59.86	75.43	64.44	39.27	38.17	27.21
FE.HUB	28.34	25.15	22.99	22.98	29.29	41.57	42.25	48.05	51.71	60.91	67.39	69.72	77.03	76.09	87.07	88.09	74.49	69.72	54.38	72.91	64.22	39.23	34.01	26.38
ILLINOIS.HUB	16.95	15.57	13.62	13.91	16.35	23.58	22.45	22.35	43.21	50.09	50.00	48.21	49.93	51.63	38.09	82.54	69.25	64.51	51.88	69.75	62.44	37.18	24.41	17.59
MICHIGAN.HUB	29.75	26.36	24.12	24.12	30.78	44.02	45.34	49.64	53.09	61.43	70.14	74.23	80.21	79.81	87.73	88.83	75.23	70.53	55.02	73.85	65.01	39.64	39.86	28.57
MINN.HUB	9.41	8.41	8.08	8.21	10.40	13.61	20.37	24.15	34.46	39.78	43.73	48.21	46.36	46.67	47.02	46.99	48.23	59.77	46.43	58.60	52.19	34.18	19.62	13.96
WPS	17.46	16.30	14.31	15.33	18.14	27.80	32.96	41.20	52.74	61.48	69.44	72.19	80.88	80.40	91.17	88.43	94.44	66.81	51.92	63.40	50.48	34.21	17.16	11.90
Cleared(GW)	57.7	55.6	54.1	54.1	56.9	62.4	65.1	67.3	68.9	71.6	73.3	74.2	75.8	76.5	76.6	76.6	76.1	74.3	72.9	73.9	72.1	67.7	63.4	58.4



Preliminary Real-Time Prices with Forecasted and Actual System Load

	HE1	HE2	HE3	HE4	HE5	HE6	HE7	HE8	HE9	HE10	HE11	HE12	HE13	HE14	HE15	HE16	HE17	HE18	HE19	HE20	HE21	HE22	HE23	HE24
CINERGY.HUB	29.24	22.78	17.71	8.72	25.43	36.33	45.25	35.02	30.51	27.07	31.34	66.87	94.25	91.30	74.30	48.36	23.53	24.99	33.41	46.68	23.83	28.83	22.26	20.51
FE.HUB	36.06	25.45	20.96	14.13	30.22	37.15	47.84	40.19	32.51	32.41	34.70	62.76	52.60	39.82	41.62	66.48	63.54	40.65	42.77	56.06	29.65	32.07	25.79	24.27
ILLINOIS.HUB	-4.19	15.12	10.09	-3.26	7.86	26.44	43.38	32.74	26.23	23.20	30.49	57.62	40.85	23.74	21.33	22.38	24.04	22.98	26.08	15.27	23.58	19.44	16.71	16.20
MICHIGAN.HUB	48.93	28.44	27.00	21.77	42.64	41.00	48.96	38.07	32.47	29.48	33.49	62.71	46.76	30.10	28.88	17.48	28.13	30.03	35.64	54.77	26.39	32.22	24.69	23.10
MINN.HUB	-0.39	16.08	11.72	-8.24	-27.77	24.75	44.24	32.55	25.49	22.13	29.11	26.35	19.14	22.85	20.73	21.95	23.15	21.56	24.00	43.17	23.21	18.92	16.00	15.28
WPS	-21.36	11.20	5.43	12.50	39.96	22.95	45.09	33.56	25.56	21.94	33.13	84.69	60.25	25.85	23.12	24.77	23.80	22.31	24.74	53.30	24.98	18.44	16.25	15.81
Forecasted(GW)	61.0	58.6	57.1	56.9	58.6	63.1	67.7	69.9	71.5	73.3	74.7	75.9	76.9	77.7	77.9	77.9	77.5	76.2	75.3	76.3	75.3	71.2	66.5	61.6
(RT) - (DA Load)	0.31	0.37	0.43	0.13	-0.91	-1.49	1.23	1.98	2.27	1.53	1.07	0.98	0.27	0.26	-0.07	-0.81	-1.18	-0.05	0.58	0.69	1.58	1.54	0.84	1.45



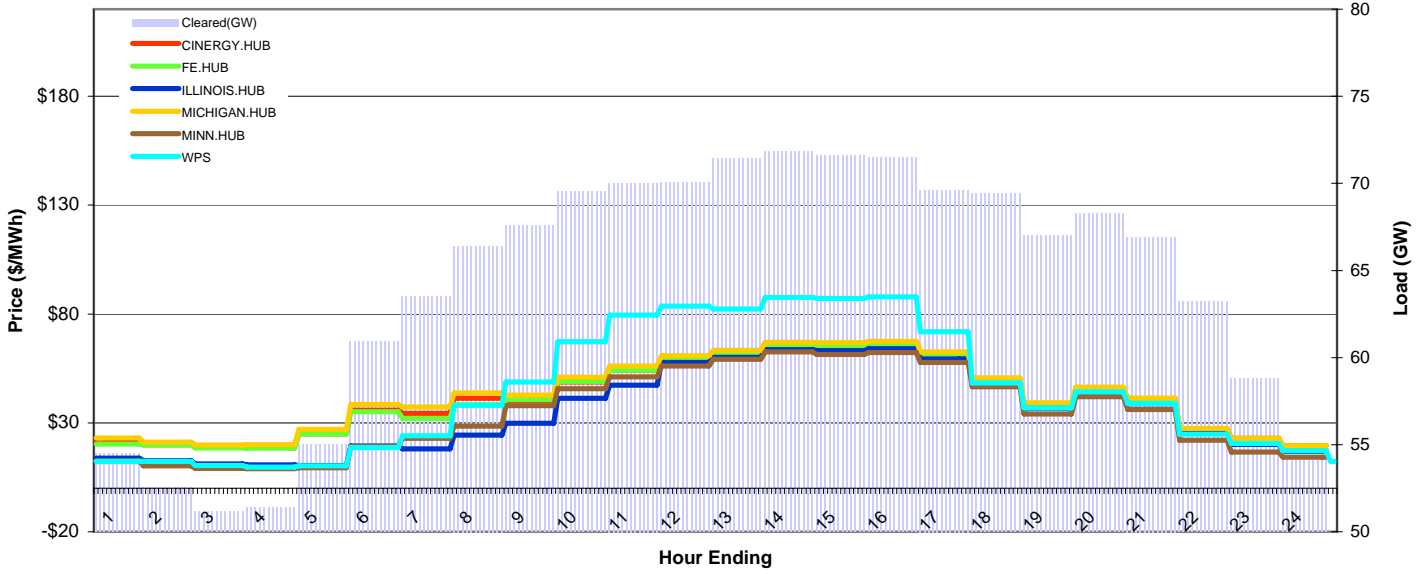
MISO Daily Report

Delivery Day: Friday, September 5, 2008

Price Color Codes: <=0 >=100 >=200

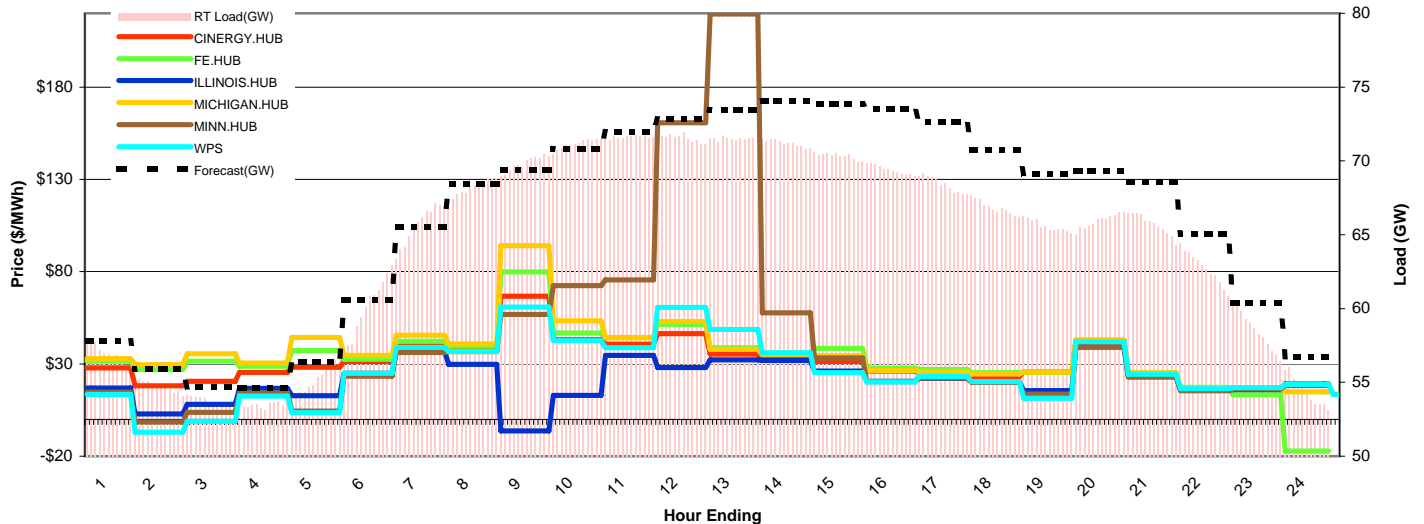
Day-Ahead Prices and Cleared Load

	HE1	HE2	HE3	HE4	HE5	HE6	HE7	HE8	HE9	HE10	HE11	HE12	HE13	HE14	HE15	HE16	HE17	HE18	HE19	HE20	HE21	HE22	HE23	HE24
CINERGY.HUB	21.76	20.00	18.91	19.00	25.03	35.90	34.39	41.23	40.27	48.83	54.22	59.55	61.97	65.50	65.42	66.26	61.49	49.68	38.35	45.54	40.56	27.01	22.85	19.49
FE.HUB	20.23	19.80	18.46	18.39	24.97	35.10	32.07	38.29	40.67	49.12	54.28	59.49	62.00	65.59	65.40	65.95	61.27	49.59	38.41	45.50	40.56	26.98	22.27	18.23
ILLINOIS.HUB	13.77	12.60	11.10	10.78	10.40	19.42	18.00	24.41	29.85	41.27	47.35	57.71	60.17	63.69	63.22	64.00	59.35	47.94	36.74	43.87	38.84	25.25	20.13	16.95
MICHIGAN.HUB	23.09	21.10	19.89	20.01	27.02	38.49	37.27	43.73	42.81	51.00	56.20	60.79	63.35	67.01	66.82	67.38	62.58	50.64	39.22	46.46	41.41	27.54	22.93	19.55
MINN.HUB	12.60	10.28	9.17	8.94	9.44	19.21	22.90	28.56	37.94	45.66	51.15	56.18	59.25	62.63	61.35	62.25	57.71	46.55	34.14	41.96	36.08	22.08	16.54	14.31
WPS	12.27	12.40	10.37	9.67	10.35	18.65	24.04	38.11	48.76	67.23	79.55	83.58	82.27	87.61	87.15	87.87	71.79	48.38	36.85	44.18	38.91	24.86	20.57	17.23
Cleared(GW)	54.5	52.5	51.2	51.4	55.0	60.9	63.5	66.4	67.6	69.5	70.0	70.0	71.4	71.8	71.6	71.5	69.6	69.4	67.0	68.3	66.9	63.2	58.8	54.2



Preliminary Real-Time Prices with Forecasted and Actual System Load

	HE1	HE2	HE3	HE4	HE5	HE6	HE7	HE8	HE9	HE10	HE11	HE12	HE13	HE14	HE15	HE16	HE17	HE18	HE19	HE20	HE21	HE22	HE23	HE24
CINERGY.HUB	27.83	18.23	20.50	25.46	28.18	31.39	40.98	37.62	66.65	43.08	40.76	46.34	35.26	32.78	31.41	26.09	25.08	23.11	25.69	42.76	23.81	15.96	16.57	19.20
FE.HUB	31.53	27.03	31.57	28.80	37.16	32.62	42.31	39.69	79.81	46.84	44.36	51.48	38.81	35.82	38.43	27.68	27.03	25.31	25.46	42.02	24.93	17.25	13.22	-17.25
ILLINOIS.HUB	16.92	2.85	8.01	16.81	12.80	24.91	37.41	29.79	-6.38	12.89	34.55	28.12	32.25	31.79	26.13	20.65	22.22	20.29	15.47	39.12	22.94	15.49	16.09	18.40
MICHIGAN.HUB	32.92	29.64	35.41	30.50	44.42	34.64	45.52	40.92	94.05	53.43	44.17	52.99	37.90	35.22	34.53	26.56	25.66	24.51	25.55	43.02	25.18	16.94	16.87	14.84
MINN.HUB	14.66	-1.52	3.68	14.33	4.37	23.32	36.27	36.66	56.82	72.48	75.61	160.71	219.64	57.68	33.32	20.42	22.30	19.99	13.68	39.35	23.07	15.57	16.39	18.45
WPS	13.53	-6.96	-1.05	12.56	3.62	24.91	38.96	36.75	60.85	42.66	38.85	60.59	48.65	35.98	25.31	20.16	23.15	20.40	11.41	42.00	24.32	16.53	17.07	18.93
Forecasted(GW)	57.8	55.9	54.7	54.6	56.4	60.5	65.5	68.5	69.4	70.8	72.0	72.8	73.5	74.0	73.8	73.5	72.6	70.7	69.1	69.3	68.6	65.1	60.4	56.7
(RT) - (DA Load)	2.42	2.25	2.59	2.06	0.21	-0.88	2.21	1.78	2.25	1.65	1.61	1.52	0.08	-0.64	-1.27	-2.08	-1.18	-2.55	-1.42	-2.35	-1.18	-0.45	-0.28	0.21



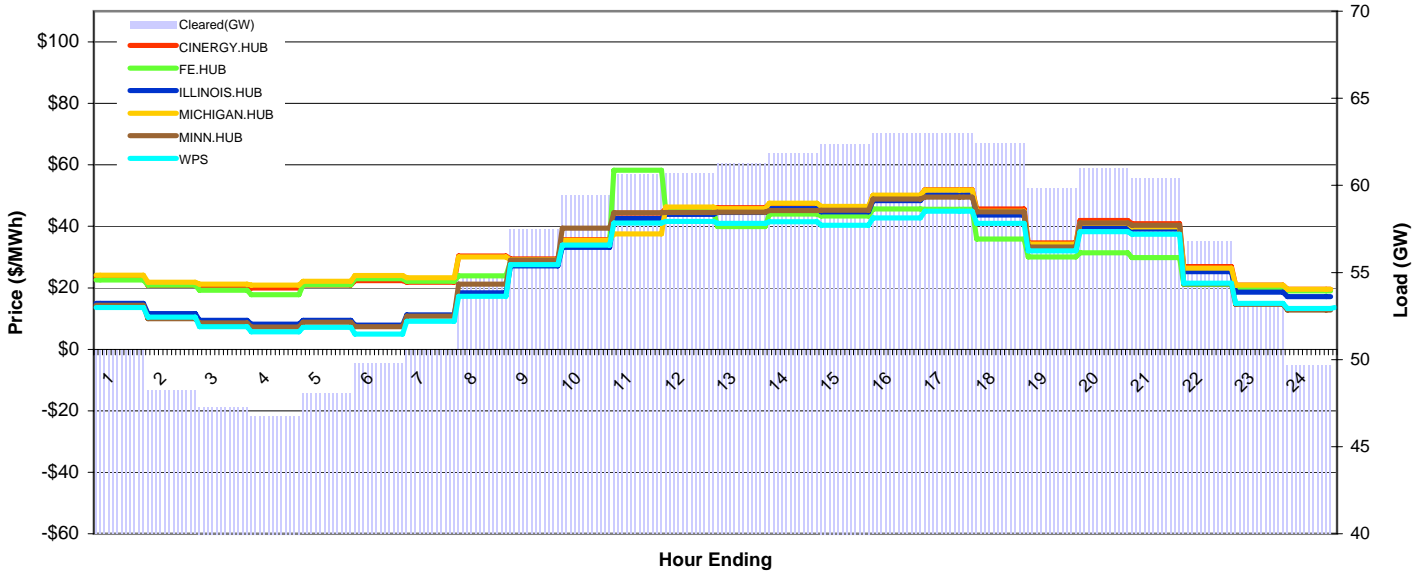
MISO Daily Report

Delivery Day: Saturday, September 6, 2008

Price Color Codes: ≤0 ≥100 ≥200

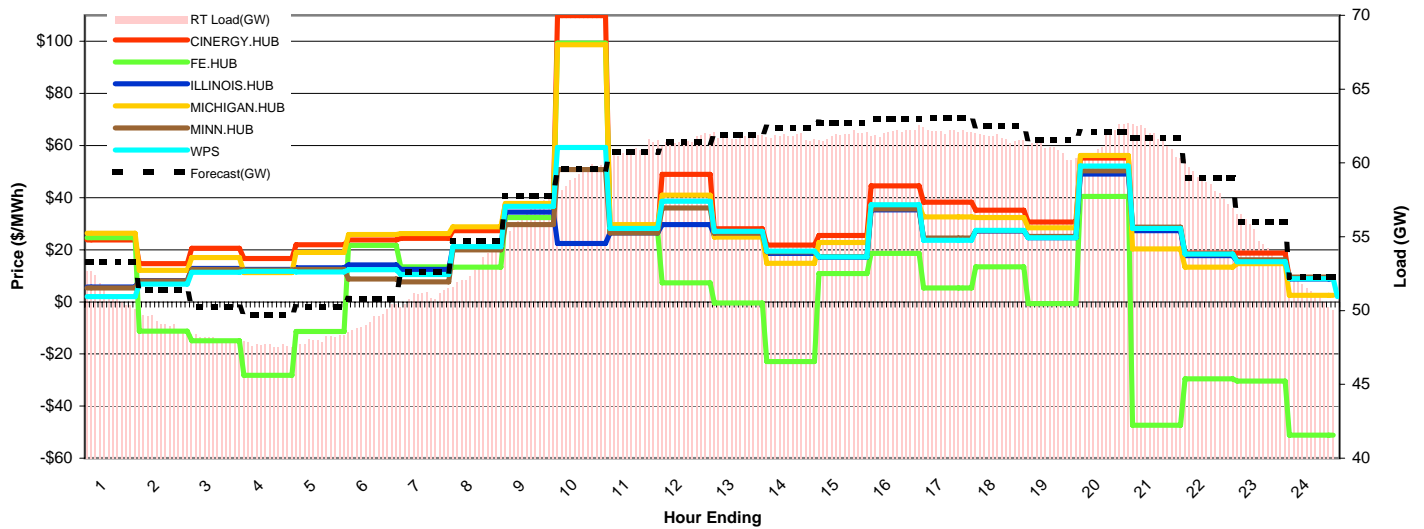
Day-Ahead Prices and Cleared Load

	HE1	HE2	HE3	HE4	HE5	HE6	HE7	HE8	HE9	HE10	HE11	HE12	HE13	HE14	HE15	HE16	HE17	HE18	HE19	HE20	HE21	HE22	HE23	HE24
CINERGY.HUB	23.37	20.82	20.13	19.94	20.89	22.30	21.87	30.33	29.46	35.66	44.27	45.76	46.07	47.32	46.17	50.00	51.93	45.63	34.60	41.89	40.88	26.96	20.89	19.50
FE.HUB	22.59	20.88	19.27	17.72	21.04	22.92	22.10	23.92	28.51	34.55	58.30	45.37	39.91	44.02	43.38	45.62	45.61	35.88	30.00	31.42	29.84	21.08	20.07	19.05
ILLINOIS.HUB	14.92	11.59	9.46	8.14	9.48	7.87	11.17	18.41	27.12	33.18	42.51	43.94	44.52	45.82	44.75	48.36	50.23	43.68	32.22	39.87	39.08	25.22	18.60	17.16
MICHIGAN.HUB	24.16	21.87	21.15	20.84	22.13	23.97	23.29	30.06	29.13	35.51	37.57	46.32	45.80	47.53	46.50	50.09	51.79	44.89	34.24	41.03	39.88	26.42	20.92	19.58
MINN.HUB	14.36	10.00	8.59	7.30	8.77	7.33	10.81	21.23	29.04	39.41	44.38	44.49	44.61	45.19	45.23	48.88	49.56	44.77	33.31	41.07	40.33	21.35	14.62	12.78
WPS	13.62	10.52	7.36	5.70	7.18	4.95	9.13	17.20	27.60	33.86	41.10	41.55	40.95	41.50	40.36	42.73	44.94	40.98	32.04	38.24	37.40	21.50	15.00	13.34
Cleared(GW)	50.6	48.2	47.3	46.8	48.1	49.8	50.6	54.7	57.5	59.4	60.6	60.7	61.3	61.9	62.4	63.0	63.0	62.4	59.8	61.0	60.4	56.8	53.0	49.7



Preliminary Real-Time Prices with Forecasted and Actual System Load

	HE1	HE2	HE3	HE4	HE5	HE6	HE7	HE8	HE9	HE10	HE11	HE12	HE13	HE14	HE15	HE16	HE17	HE18	HE19	HE20	HE21	HE22	HE23	HE24
CINERGY.HUB	23.82	14.68	20.60	16.67	21.91	23.75	24.37	27.37	37.37	109.83	26.68	48.91	28.04	21.82	25.43	44.49	38.30	35.20	30.64	55.18	27.74	18.71	18.74	9.02
FE.HUB	24.62	-11.20	-14.92	-28.17	-11.41	21.68	13.41	13.32	32.40	99.29	26.87	7.33	-0.44	-22.91	10.89	18.62	5.29	13.43	-0.64	40.49	-47.35	-29.58	-30.36	-51.11
ILLINOIS.HUB	5.76	8.14	12.86	12.47	13.10	14.16	12.46	21.00	34.43	22.38	26.49	29.66	25.50	18.67	17.20	35.33	24.28	27.16	24.65	49.08	27.31	17.79	15.46	8.83
MICHIGAN.HUB	26.30	12.08	17.01	11.30	18.96	25.80	26.21	28.76	37.75	98.73	29.64	40.91	24.89	14.81	22.82	37.09	32.56	32.33	28.47	56.16	20.35	13.38	14.66	2.52
MINN.HUB	5.30	8.05	12.46	12.28	12.43	8.76	7.70	19.99	29.63	50.75	26.42	36.00	26.29	19.26	17.44	35.66	24.46	27.38	25.13	50.36	28.66	18.40	16.16	9.56
WPS	2.05	6.85	11.36	11.70	11.44	12.32	10.54	21.14	36.64	59.28	28.19	38.61	27.13	19.52	17.23	37.24	23.59	27.46	24.61	52.10	28.24	18.40	15.36	8.87
Forecasted(GW)	53.3	51.4	50.2	49.7	50.2	50.8	52.6	54.7	57.7	59.6	60.7	61.4	61.9	62.4	62.7	63.0	63.0	62.5	61.6	62.1	61.7	59.0	56.0	52.3
(RT) - (DA Load)	0.71	1.01	0.85	0.93	-0.03	-0.32	0.42	-1.62	-0.84	-0.17	0.29	0.85	0.54	-0.06	-0.48	-0.86	-0.80	-0.68	1.08	0.51	1.30	1.76	1.78	1.67



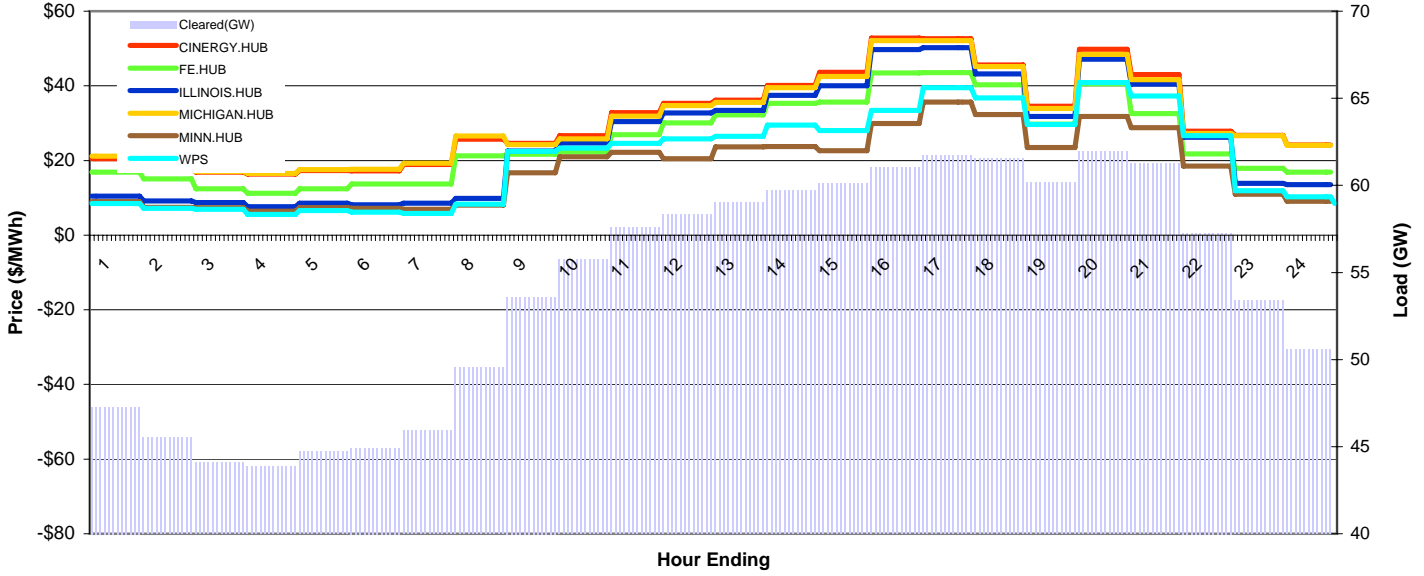
MISO Daily Report

Delivery Day: Sunday, September 7, 2008

Price Color Codes: <=0 >=100 >=200

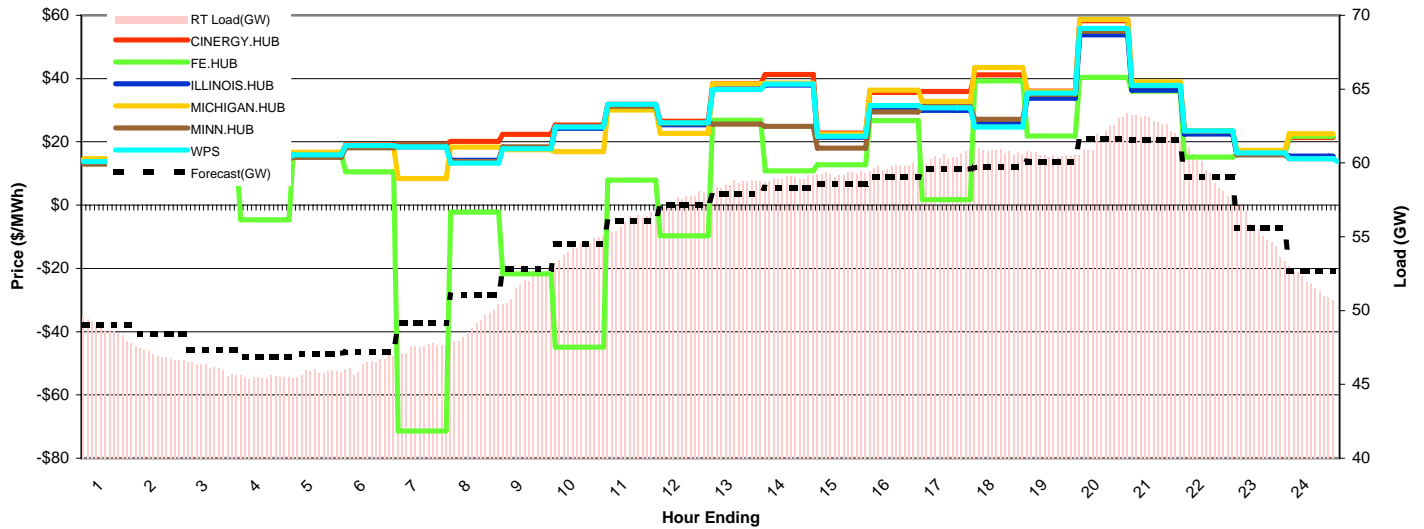
Day-Ahead Prices and Cleared Load

	HE1	HE2	HE3	HE4	HE5	HE6	HE7	HE8	HE9	HE10	HE11	HE12	HE13	HE14	HE15	HE16	HE17	HE18	HE19	HE20	HE21	HE22	HE23	HE24
CINERGY.HUB	20.52	19.12	16.85	16.38	17.33	17.22	18.96	25.74	24.61	26.68	32.85	35.30	36.14	40.08	43.64	52.83	52.64	45.63	34.54	49.76	43.00	27.82	26.71	24.19
FE.HUB	16.88	15.05	12.44	11.24	12.46	13.68	13.68	21.29	21.67	22.31	26.93	30.08	32.24	35.29	35.61	43.44	43.56	40.32	29.70	40.56	32.58	21.73	17.94	16.86
ILLINOIS.HUB	10.42	9.14	8.70	7.58	8.52	8.13	8.58	9.82	22.56	24.66	30.45	32.75	33.42	37.47	40.05	49.68	50.26	43.20	31.83	47.10	40.48	26.19	13.89	13.53
MICHIGAN.HUB	21.16	19.62	17.08	16.52	17.54	17.65	19.26	26.56	24.22	25.76	31.84	34.73	35.58	39.48	42.55	52.11	52.07	45.13	33.98	48.42	41.63	27.21	26.61	24.06
MINN.HUB	8.98	7.47	7.35	6.44	7.32	7.16	6.97	8.08	16.70	20.98	22.21	20.50	23.64	23.73	22.59	29.93	35.67	32.33	23.51	31.78	28.81	18.49	10.99	9.11
WPS	8.46	7.16	6.93	5.59	6.61	6.14	5.85	8.33	22.42	23.29	24.57	25.79	26.50	29.49	27.98	33.43	39.54	36.79	29.65	40.91	37.30	26.67	11.92	10.31
Cleared(GW)	47.3	45.5	44.1	43.9	44.7	44.9	45.9	49.6	53.6	55.7	57.6	58.3	59.0	59.7	60.1	61.0	61.7	61.5	60.2	62.0	61.2	57.3	53.4	50.6



Preliminary Real-Time Prices with Forecasted and Actual System Load

	HE1	HE2	HE3	HE4	HE5	HE6	HE7	HE8	HE9	HE10	HE11	HE12	HE13	HE14	HE15	HE16	HE17	HE18	HE19	HE20	HE21	HE22	HE23	HE24
CINERGY.HUB	14.23	18.22	15.53	15.44	16.29	19.03	19.24	20.16	22.33	25.27	31.88	26.54	38.42	41.29	22.79	35.62	35.88	41.20	36.07	58.29	37.85	23.40	16.71	21.32
FE.HUB	14.24	18.39	15.50	-4.59	16.33	10.55	-71.37	-2.19	-21.70	-44.94	7.95	-9.66	26.80	10.85	12.75	26.70	1.71	39.30	21.83	40.35	36.00	15.20	16.14	21.74
ILLINOIS.HUB	13.42	14.02	14.54	14.58	15.45	18.29	18.47	14.15	18.16	24.27	30.83	25.42	36.70	37.92	21.48	30.68	29.94	26.21	33.80	53.83	36.31	22.49	16.00	15.49
MICHIGAN.HUB	14.69	19.08	15.95	13.32	16.68	18.36	8.43	18.28	17.50	16.86	30.05	22.72	38.32	38.56	22.46	36.34	32.82	43.54	35.83	58.72	38.98	23.51	17.31	22.55
MINN.HUB	12.95	13.42	14.38	14.68	15.07	18.09	19.03	13.78	18.39	24.87	31.32	25.95	25.63	24.85	18.06	29.49	31.22	27.16	35.00	54.95	37.79	23.41	15.85	14.69
WPS	13.78	13.60	14.96	14.89	15.85	18.83	18.40	13.23	17.82	24.73	31.90	26.05	36.55	38.26	21.77	31.43	30.74	24.73	35.47	55.85	37.86	23.51	16.49	14.66
Forecasted(GW)	49.0	48.4	47.3	46.8	47.1	47.2	49.1	51.0	52.8	54.5	56.0	57.1	57.9	58.3	58.6	59.0	59.6	59.7	60.1	61.7	61.5	59.0	55.6	52.7
(RT) - (DA Load)	1.47	1.46	2.02	1.65	1.08	1.50	1.54	-0.56	-1.78	-1.46	-1.49	-0.76	-0.44	-0.73	-0.84	-1.27	-1.33	-0.74	0.41	0.03	1.46	2.13	1.95	1.22



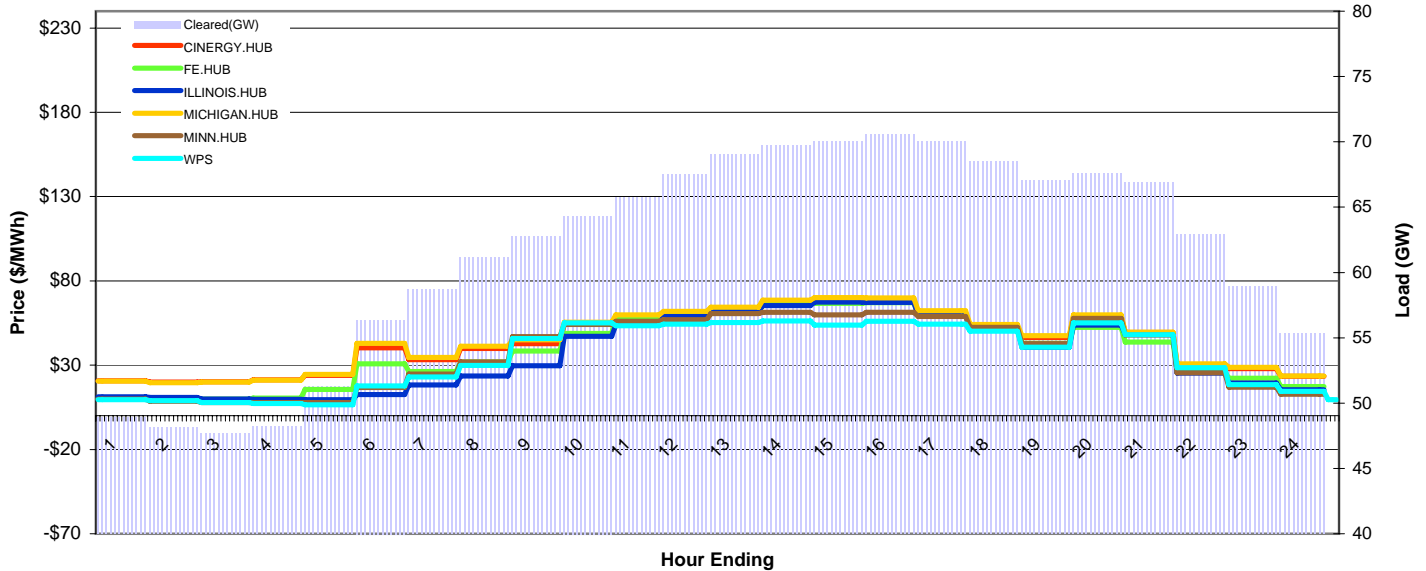
MISO Daily Report

Delivery Day: Monday, September 8, 2008

Price Color Codes: <=0 >=100 >=200

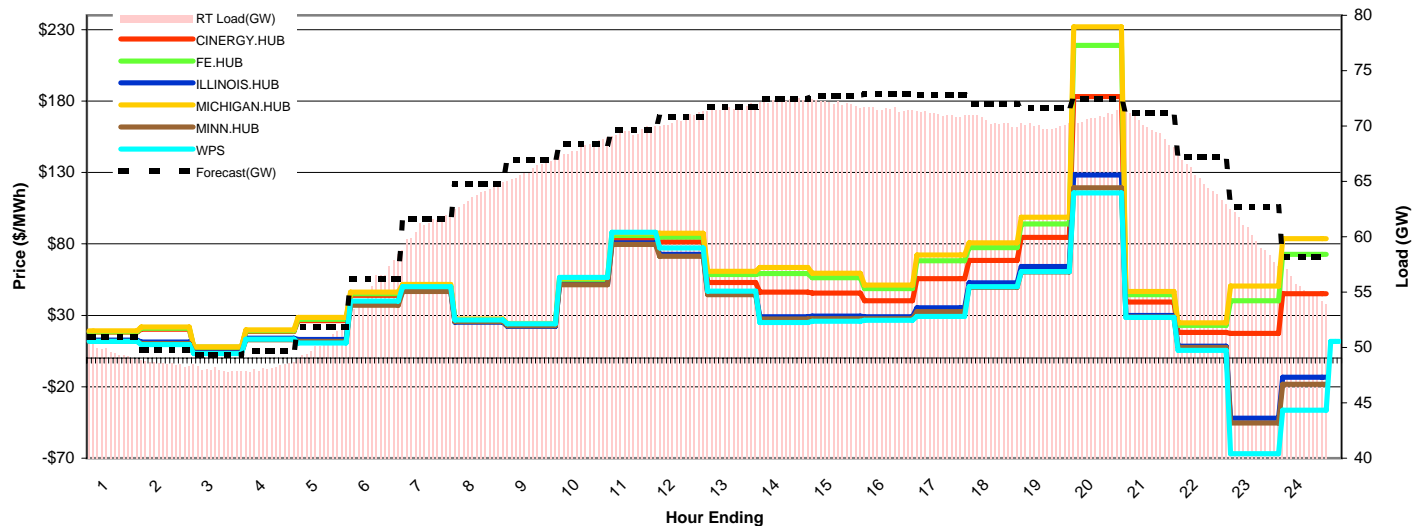
Day-Ahead Prices and Cleared Load

	HE1	HE2	HE3	HE4	HE5	HE6	HE7	HE8	HE9	HE10	HE11	HE12	HE13	HE14	HE15	HE16	HE17	HE18	HE19	HE20	HE21	HE22	HE23	HE24
CINERGY.HUB	20.78	19.96	20.23	21.25	24.03	40.36	33.29	39.82	42.70	54.30	58.17	60.72	63.32	67.18	69.20	68.86	61.03	53.04	46.39	58.79	49.35	30.10	28.00	23.32
FE.HUB	10.34	10.00	9.99	10.49	15.67	30.81	26.21	31.96	38.41	48.90	58.18	60.60	63.10	67.10	66.73	67.07	60.45	53.02	42.98	52.48	43.68	25.90	22.17	17.31
ILLINOIS.HUB	11.32	10.81	9.99	9.64	9.49	12.55	18.28	23.59	29.66	47.19	54.01	58.92	61.68	65.44	67.36	67.20	59.67	51.82	40.72	53.68	48.27	25.38	19.43	15.51
MICHIGAN.HUB	20.47	19.63	19.96	21.05	24.50	42.86	34.61	41.25	45.02	55.52	59.79	61.95	64.41	68.53	70.13	69.88	62.23	54.15	47.60	59.77	49.66	30.76	28.66	23.52
MINN.HUB	9.86	8.60	7.92	7.89	7.90	16.81	24.66	31.87	47.01	54.18	56.00	57.04	60.60	61.46	59.81	61.29	58.91	52.40	42.76	57.69	47.86	25.42	16.87	12.85
WPS	9.48	9.00	7.90	7.29	6.52	17.78	23.04	29.83	45.89	55.12	53.42	54.31	55.30	56.20	53.81	55.96	54.40	50.12	40.67	55.04	48.14	28.49	18.42	14.56
Cleared(GW)	48.9	48.1	47.7	48.2	51.3	56.4	58.7	61.1	62.7	64.3	65.7	67.5	69.1	69.7	70.0	70.5	70.1	68.5	67.0	67.6	66.9	62.9	58.9	55.3



Preliminary Real-Time Prices with Forecasted and Actual System Load

	HE1	HE2	HE3	HE4	HE5	HE6	HE7	HE8	HE9	HE10	HE11	HE12	HE13	HE14	HE15	HE16	HE17	HE18	HE19	HE20	HE21	HE22	HE23	HE24
CINERGY.HUB	18.15	20.34	7.47	18.71	26.33	44.07	50.19	26.05	23.17	53.58	83.97	81.35	53.07	46.17	45.69	40.29	55.59	68.49	84.51	183.15	39.20	17.97	17.37	45.05
FE.HUB	18.56	20.92	7.68	19.11	27.22	45.03	50.23	26.68	23.76	54.75	85.93	84.86	58.53	59.32	56.26	48.82	68.22	77.30	93.95	218.88	44.56	22.89	40.26	72.78
ILLINOIS.HUB	12.67	11.29	3.92	13.93	13.12	39.08	47.13	25.11	22.37	51.63	80.64	72.74	45.49	28.94	29.41	29.11	35.29	52.71	64.27	128.17	29.97	8.35	-42.04	-13.28
MICHIGAN.HUB	19.23	21.92	8.05	19.81	28.53	46.27	51.69	27.50	24.30	56.10	87.75	87.44	60.75	63.41	59.53	51.28	72.24	80.75	98.58	232.02	46.75	24.85	50.41	83.68
MINN.HUB	11.78	10.27	3.55	12.83	11.83	37.11	46.74	25.60	22.72	51.46	79.69	71.40	44.43	27.43	27.67	27.63	32.63	49.63	60.31	119.32	28.78	7.48	-45.34	-18.15
WPS	11.80	9.56	3.25	13.28	10.67	40.08	50.05	26.86	24.14	56.50	88.12	77.27	46.93	24.92	25.97	26.63	29.31	50.12	60.65	115.60	28.57	5.53	-66.80	-36.42
Forecasted(GW)	50.9	49.8	49.3	49.7	51.8	56.2	61.6	64.8	66.9	68.4	69.6	70.8	71.8	72.5	72.7	72.9	72.8	72.0	71.6	72.5	71.2	67.2	62.7	58.2
(RT) - (DA Load)	0.75	0.46	0.38	-0.03	-0.87	-0.68	2.24	2.66	3.31	3.81	3.79	3.18	2.60	2.60	2.06	1.00	1.01	1.94	2.97	3.22	2.93	2.29	1.06	0.07



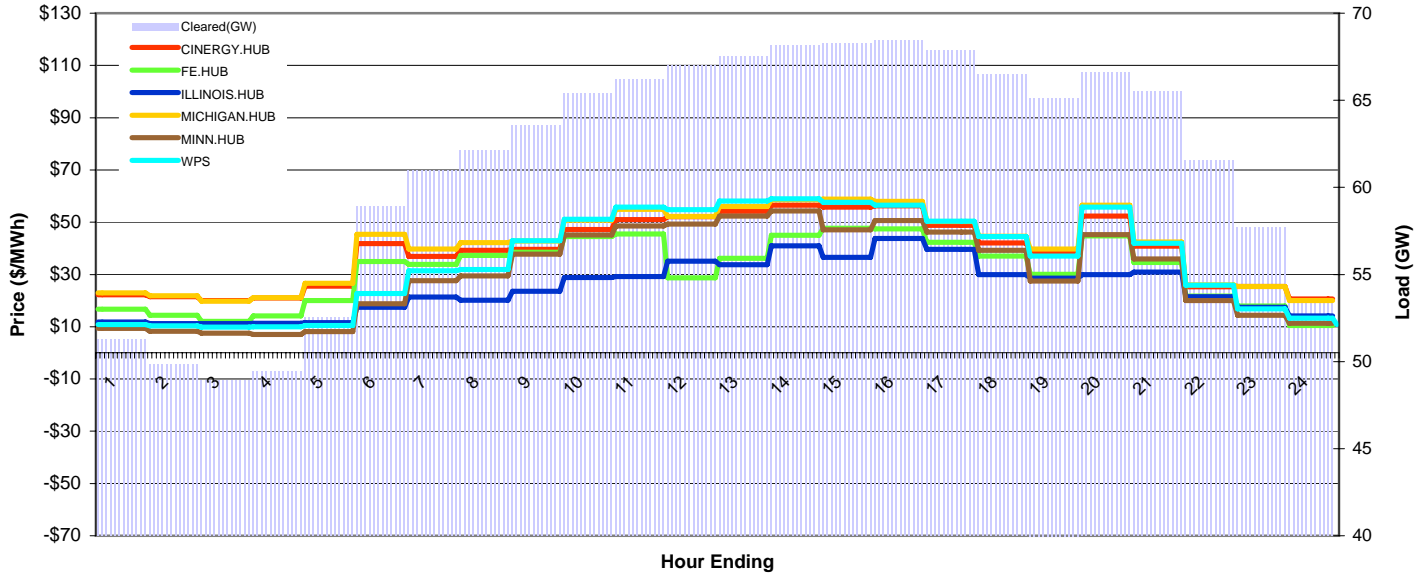
MISO Daily Report

Delivery Day: Tuesday, September 9, 2008

Price Color Codes: ≤0 ≥100 ≥200

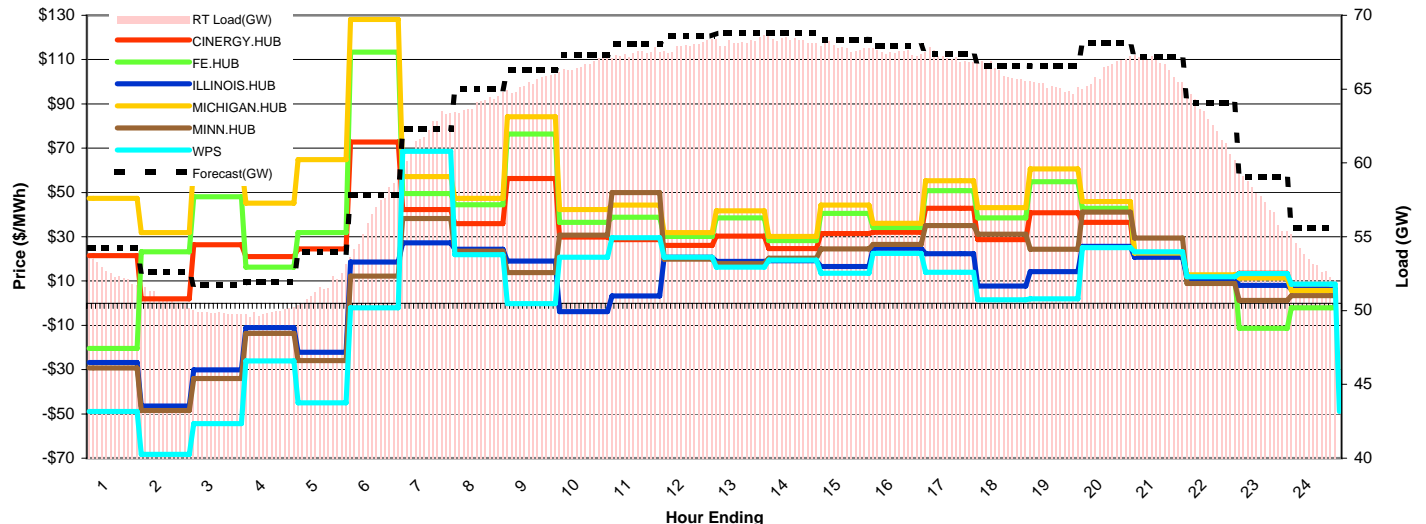
Day-Ahead Prices and Cleared Load

	HE1	HE2	HE3	HE4	HE5	HE6	HE7	HE8	HE9	HE10	HE11	HE12	HE13	HE14	HE15	HE16	HE17	HE18	HE19	HE20	HE21	HE22	HE23	HE24
CINERGY.HUB	22.18	21.52	19.96	20.94	25.52	41.85	36.94	39.24	39.64	47.15	50.99	52.05	54.18	56.49	55.72	56.23	48.77	42.10	38.61	52.30	40.89	25.23	25.35	20.65
FE.HUB	16.72	14.34	12.07	14.13	20.00	35.02	33.86	37.31	38.56	44.49	45.44	28.76	36.15	45.02	47.73	47.43	42.32	37.04	30.09	44.79	34.55	21.78	17.91	10.44
ILLINOIS.HUB	11.77	11.16	11.23	11.33	11.59	17.47	21.34	20.08	23.60	28.87	29.23	35.07	33.79	41.00	36.57	43.81	39.63	30.00	28.55	29.95	30.97	21.47	17.46	14.10
MICHIGAN.HUB	22.91	21.82	19.83	21.13	26.58	45.34	39.74	42.18	42.84	50.79	54.98	52.22	56.07	58.56	58.89	58.02	50.29	44.61	39.78	56.49	42.41	25.99	25.44	20.04
MINN.HUB	9.41	8.28	7.55	7.09	8.13	18.79	27.67	29.43	37.75	45.14	48.52	49.26	52.35	54.37	47.12	50.62	46.21	39.24	27.43	45.22	35.89	20.00	14.44	11.36
WPS	10.80	10.39	9.85	9.94	10.51	22.69	31.41	31.90	42.90	51.08	55.81	54.78	58.16	58.97	57.60	56.54	50.44	44.47	37.00	55.80	41.96	25.95	16.83	13.34
Cleared(GW)	51.3	49.8	48.9	49.4	52.5	58.9	61.0	62.1	63.5	65.4	66.2	67.0	67.5	68.2	68.3	68.4	67.9	66.5	65.1	66.6	65.5	61.5	57.7	53.5



Preliminary Real-Time Prices with Forecasted and Actual System Load

	HE1	HE2	HE3	HE4	HE5	HE6	HE7	HE8	HE9	HE10	HE11	HE12	HE13	HE14	HE15	HE16	HE17	HE18	HE19	HE20	HE21	HE22	HE23	HE24
CINERGY.HUB	21.47	1.94	26.32	21.08	24.56	72.77	42.23	35.93	56.37	29.86	28.66	26.07	30.30	24.62	31.47	32.06	42.87	28.74	40.90	36.44	21.44	12.18	13.46	6.47
FE.HUB	-20.39	23.16	48.07	16.30	31.83	113.33	49.52	44.40	76.33	36.56	38.77	30.14	38.50	28.33	40.59	34.21	50.79	38.48	54.83	42.84	21.96	12.45	-11.28	-2.15
ILLINOIS.HUB	-26.84	-46.43	-30.17	-10.97	-22.18	18.56	27.19	24.31	19.08	-3.79	3.26	20.71	18.90	19.20	16.59	24.83	22.30	7.79	14.20	25.66	20.73	11.05	8.03	6.24
MICHIGAN.HUB	47.41	31.82	63.54	45.21	64.82	128.15	57.16	47.40	84.12	42.31	44.31	31.92	41.66	30.10	44.32	36.12	55.34	43.11	60.67	45.89	22.66	12.80	11.35	5.66
MINN.HUB	-29.20	-48.46	-33.97	-13.57	-25.98	12.27	38.25	23.48	13.83	30.75	49.96	19.86	17.84	20.34	24.54	26.59	35.10	31.13	24.33	41.14	29.39	8.88	1.31	3.46
WPS	-48.97	-68.25	-54.37	-26.01	-44.95	-2.06	68.61	21.84	-0.17	20.74	29.64	20.69	16.22	19.42	13.50	22.55	14.03	1.47	2.02	25.03	23.14	11.99	13.44	8.58
Forecasted(GW)	54.3	52.6	51.7	51.9	53.9	57.8	62.3	65.0	66.3	67.3	68.1	68.6	68.8	68.8	68.3	67.9	67.4	66.6	66.6	68.1	67.2	64.1	59.1	55.6
(RT) - (DA Load)	1.30	1.06	0.95	0.49	-0.97	-2.38	0.97	1.92	1.87	1.29	1.20	0.94	0.71	0.18	-0.43	-0.94	-0.67	-0.29	0.02	-0.38	1.14	1.17	-0.28	-0.14



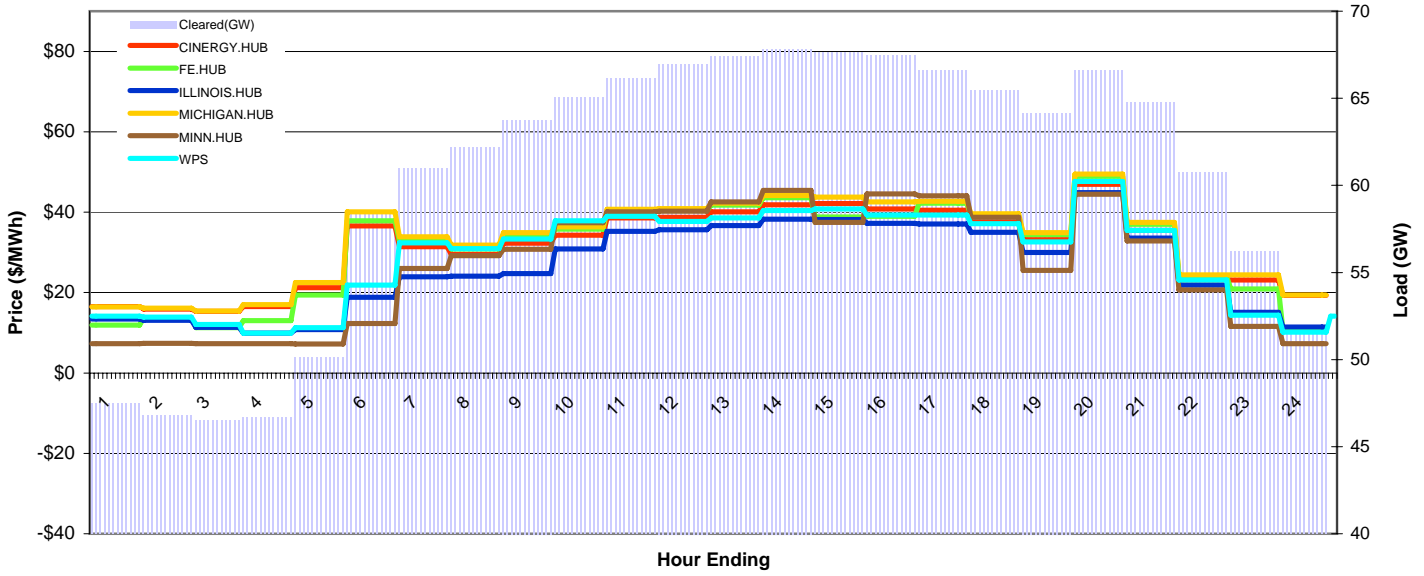
MISO Daily Report

Delivery Day: Wednesday, September 10, 2008

Price Color Codes: <=0 >=100 >=200

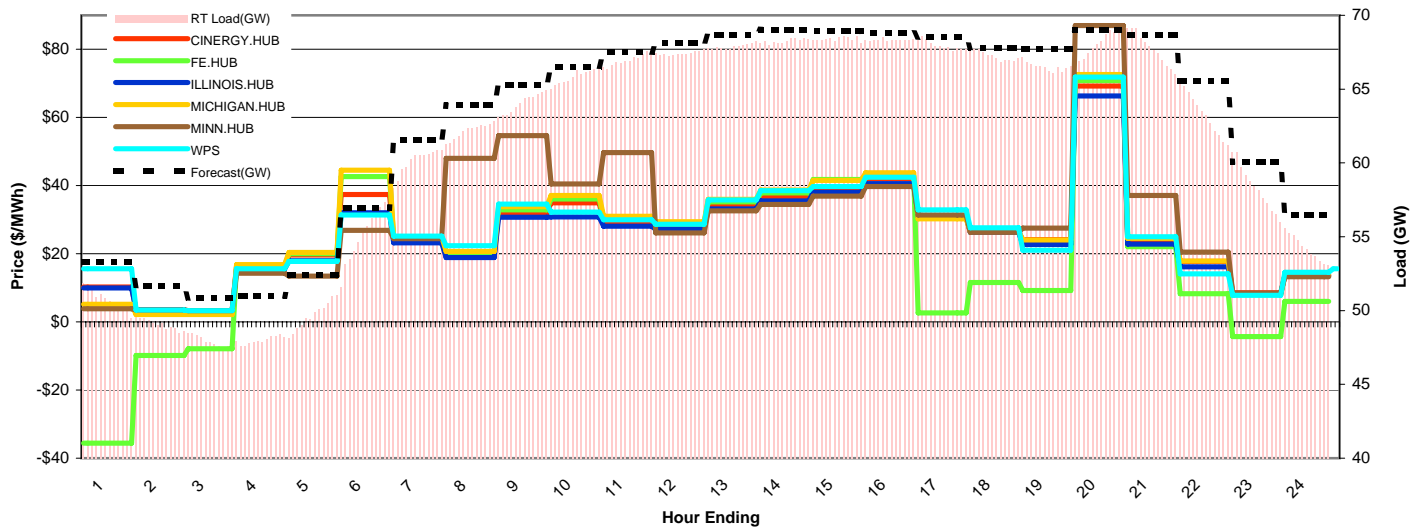
Day-Ahead Prices and Cleared Load

	HE1	HE2	HE3	HE4	HE5	HE6	HE7	HE8	HE9	HE10	HE11	HE12	HE13	HE14	HE15	HE16	HE17	HE18	HE19	HE20	HE21	HE22	HE23	HE24
CINERGY.HUB	16.49	15.88	15.34	16.55	21.22	36.62	31.44	29.53	32.30	34.29	38.55	38.76	40.06	41.82	42.12	40.82	40.52	37.53	33.14	46.91	35.48	23.16	23.14	19.31
FE.HUB	11.91	13.64	11.29	13.02	19.42	37.85	32.82	30.87	33.76	35.80	40.19	40.38	41.73	43.59	38.85	38.96	42.20	39.10	34.47	48.89	36.98	24.12	20.92	10.62
ILLINOIS.HUB	13.44	13.06	11.32	9.92	10.76	18.83	23.96	24.08	24.69	30.89	35.25	35.59	36.65	38.24	38.20	37.24	37.09	34.99	29.99	44.90	33.52	21.87	15.10	11.39
MICHIGAN.HUB	16.41	16.12	15.42	17.02	22.51	40.12	33.91	31.81	34.91	36.33	40.72	40.88	42.25	44.11	43.71	42.55	42.72	39.58	34.88	49.48	37.42	24.42	24.39	19.40
MINN.HUB	7.28	7.36	7.29	7.28	7.19	12.30	25.96	29.17	30.77	37.37	40.09	40.25	42.52	45.39	37.44	44.53	44.07	38.73	25.52	44.44	32.84	20.63	11.58	7.28
WPS	14.17	13.88	12.05	9.93	11.31	21.88	32.33	30.90	33.36	37.87	38.94	37.72	38.60	40.43	40.84	39.31	39.33	37.15	32.57	47.68	35.46	23.17	14.34	10.17
Cleared(GW)	47.5	46.8	46.5	46.7	50.1	58.3	61.0	62.2	63.8	65.1	66.2	67.0	67.4	67.8	67.6	67.5	66.6	65.4	64.1	66.6	64.8	60.7	56.2	51.9



Preliminary Real-Time Prices with Forecasted and Actual System Load

	HE1	HE2	HE3	HE4	HE5	HE6	HE7	HE8	HE9	HE10	HE11	HE12	HE13	HE14	HE15	HE16	HE17	HE18	HE19	HE20	HE21	HE22	HE23	HE24
CINERGY.HUB	10.29	3.54	3.34	16.27	19.66	37.41	23.92	19.47	31.93	34.93	29.37	28.09	34.28	36.77	39.50	42.02	30.59	26.48	24.12	69.24	23.53	17.73	8.53	13.77
FE.HUB	-35.54	-9.88	-7.92	16.47	19.98	42.64	24.56	20.04	32.91	36.06	30.33	28.87	35.28	37.89	41.86	42.87	2.67	11.57	9.19	70.82	22.10	8.26	-4.34	6.07
ILLINOIS.HUB	9.99	3.45	3.25	15.49	17.97	32.05	23.18	18.86	30.74	30.87	28.10	27.17	33.18	35.48	38.07	40.62	30.94	26.29	22.73	66.37	22.85	16.16	8.28	13.58
MICHIGAN.HUB	5.22	2.13	2.20	16.86	20.36	44.53	25.01	20.65	33.84	37.16	31.00	29.45	36.00	38.67	41.57	43.80	30.30	26.53	24.08	72.59	24.52	17.89	8.03	13.59
MINN.HUB	3.84	3.48	3.27	14.32	13.47	26.87	24.48	48.05	54.64	40.50	49.75	26.17	32.60	34.45	36.90	39.72	31.42	26.32	27.55	86.98	37.12	20.50	8.46	13.25
WPS	15.58	3.50	3.30	15.60	17.73	31.38	25.22	22.36	34.62	32.27	29.99	28.69	35.85	38.54	39.73	42.44	32.93	27.65	21.05	71.87	24.96	14.08	7.79	14.61
Forecasted(GW)	53.3	51.7	50.8	51.0	52.4	57.0	61.5	63.9	65.3	66.5	67.5	68.1	68.7	69.0	68.9	68.8	68.5	67.8	67.7	69.0	68.6	65.5	60.1	56.5
(RT) - (DA Load)	3.24	2.27	1.49	1.32	-0.46	-3.06	-0.86	-0.01	0.31	0.78	0.83	0.47	0.51	0.44	0.78	0.87	1.36	1.82	2.38	1.52	2.97	2.63	2.11	2.29



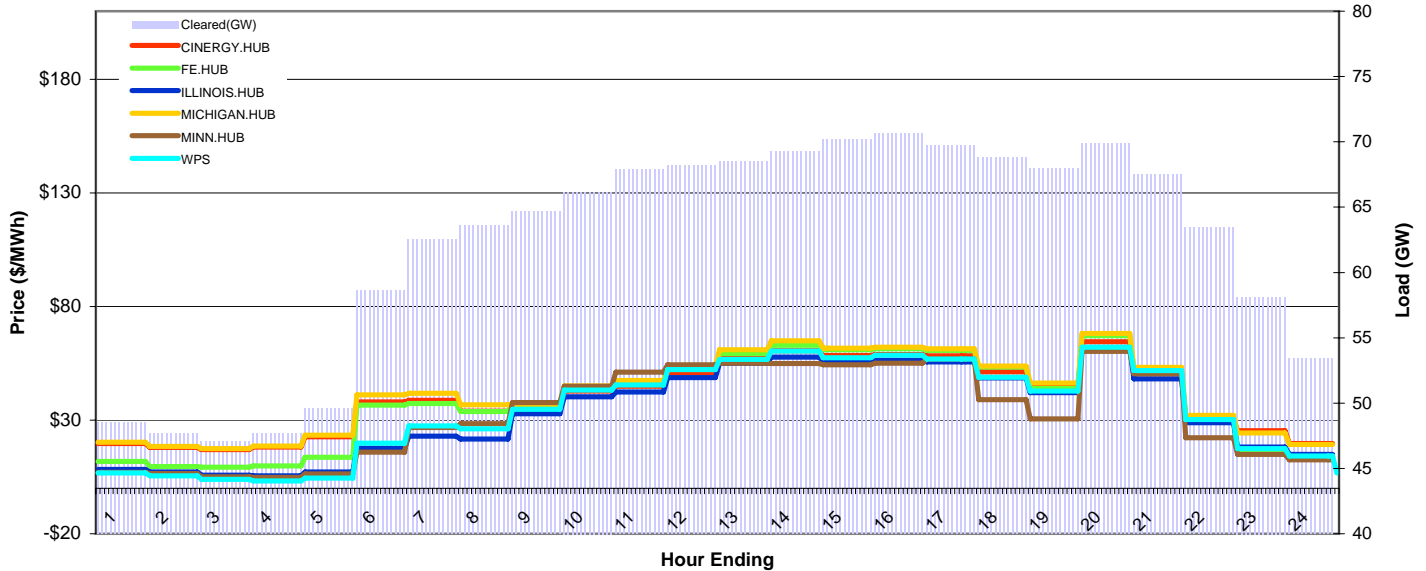
MISO Daily Report

Delivery Day: Thursday, September 11, 2008

Price Color Codes: <=0 >=100 >=200

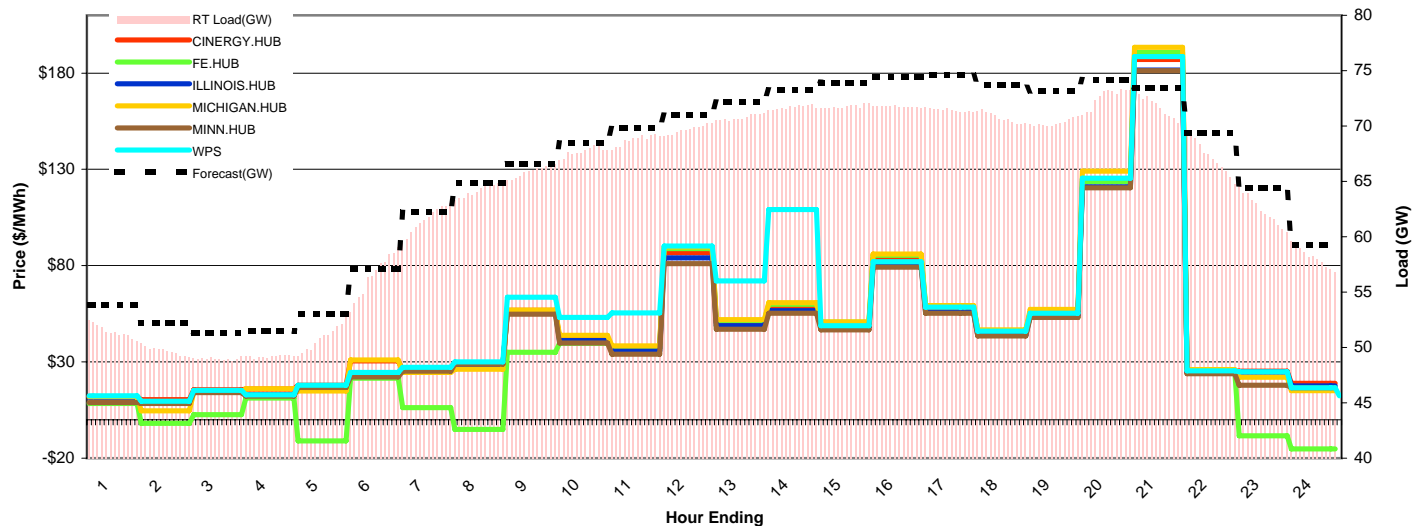
Day-Ahead Prices and Cleared Load

	HE1	HE2	HE3	HE4	HE5	HE6	HE7	HE8	HE9	HE10	HE11	HE12	HE13	HE14	HE15	HE16	HE17	HE18	HE19	HE20	HE21	HE22	HE23	HE24
CINERGY.HUB	19.66	18.01	17.11	18.13	22.64	37.99	38.74	33.93	35.04	42.75	44.90	51.02	57.86	60.54	58.49	58.88	58.27	51.23	44.34	64.53	50.47	30.63	25.33	19.78
FE.HUB	11.79	9.60	9.25	9.80	13.68	36.56	37.36	33.74	36.55	44.59	46.85	53.21	59.27	62.90	60.94	61.38	60.74	53.33	43.93	67.23	51.83	30.44	16.48	13.60
ILLINOIS.HUB	8.33	7.12	5.74	5.56	7.18	17.54	22.89	21.70	32.75	40.26	42.40	48.69	55.10	57.74	56.01	56.34	55.57	48.53	42.07	61.92	48.20	28.90	18.12	14.90
MICHIGAN.HUB	20.24	18.47	17.52	18.55	23.44	41.15	41.86	36.70	36.99	45.13	47.43	53.91	60.94	64.87	61.68	62.10	61.46	53.83	46.40	68.11	53.18	32.10	24.42	19.25
MINN.HUB	7.05	6.44	5.09	4.72	6.35	15.97	26.82	28.39	37.80	44.94	51.06	54.35	55.14	55.00	54.41	55.14	56.89	39.08	30.53	60.30	50.38	22.31	15.00	12.51
WPS	6.80	5.54	3.91	3.26	4.50	19.92	27.48	26.20	34.75	43.25	45.47	52.22	56.71	60.36	57.51	58.61	56.94	48.84	42.82	62.08	51.77	30.22	17.44	14.18
Cleared(GW)	48.6	47.7	47.0	47.7	49.6	58.6	62.5	63.6	64.7	66.2	67.9	68.2	68.5	69.3	70.2	70.6	69.7	68.8	68.0	69.9	67.5	63.5	58.1	53.4



Preliminary Real-Time Prices with Forecasted and Actual System Load

	HE1	HE2	HE3	HE4	HE5	HE6	HE7	HE8	HE9	HE10	HE11	HE12	HE13	HE14	HE15	HE16	HE17	HE18	HE19	HE20	HE21	HE22	HE23	HE24
CINERGY.HUB	11.88	10.37	15.49	15.97	17.82	30.58	25.69	28.20	56.84	42.34	36.84	86.74	50.32	58.59	49.68	83.87	57.85	45.48	56.00	124.85	187.03	25.37	25.27	18.87
FE.HUB	8.46	-1.90	2.58	11.23	-10.98	21.54	6.26	-5.08	35.03	39.63	36.96	88.88	51.48	59.86	50.65	85.44	58.94	46.34	53.16	123.56	190.71	25.84	-8.31	-15.10
ILLINOIS.HUB	11.62	9.28	14.70	12.86	17.05	23.95	25.53	28.60	55.97	41.23	35.73	83.99	48.72	56.67	47.99	80.95	55.78	43.85	54.06	120.91	181.54	24.68	24.70	17.54
MICHIGAN.HUB	11.83	4.64	14.18	16.02	14.83	31.10	24.55	26.27	57.02	43.74	38.41	89.75	52.01	60.81	50.80	86.01	59.28	46.67	57.31	129.02	193.44	26.11	22.07	15.12
MINN.HUB	8.99	8.42	14.11	12.18	16.78	22.28	25.19	28.85	54.86	39.76	34.00	80.98	46.95	55.21	46.68	79.26	55.24	43.45	53.10	120.41	181.24	23.87	17.95	16.52
WPS	12.37	9.60	15.29	12.95	17.83	24.46	27.26	29.99	63.57	53.04	55.49	90.15	72.08	109.10	48.81	82.03	58.37	45.92	55.29	125.48	188.50	25.42	24.83	16.63
Forecasted(GW)	53.9	52.2	51.3	51.4	53.0	57.1	62.2	64.9	66.6	68.5	69.9	71.0	72.2	73.3	73.9	74.5	74.6	73.7	73.2	74.2	73.4	69.4	64.4	59.2
(RT) - (DA Load)	2.91	2.00	1.95	1.50	1.28	-2.17	-0.99	0.59	1.22	1.54	0.88	1.47	2.34	2.42	1.57	1.12	1.78	1.94	2.33	2.70	4.18	3.82	4.28	4.75



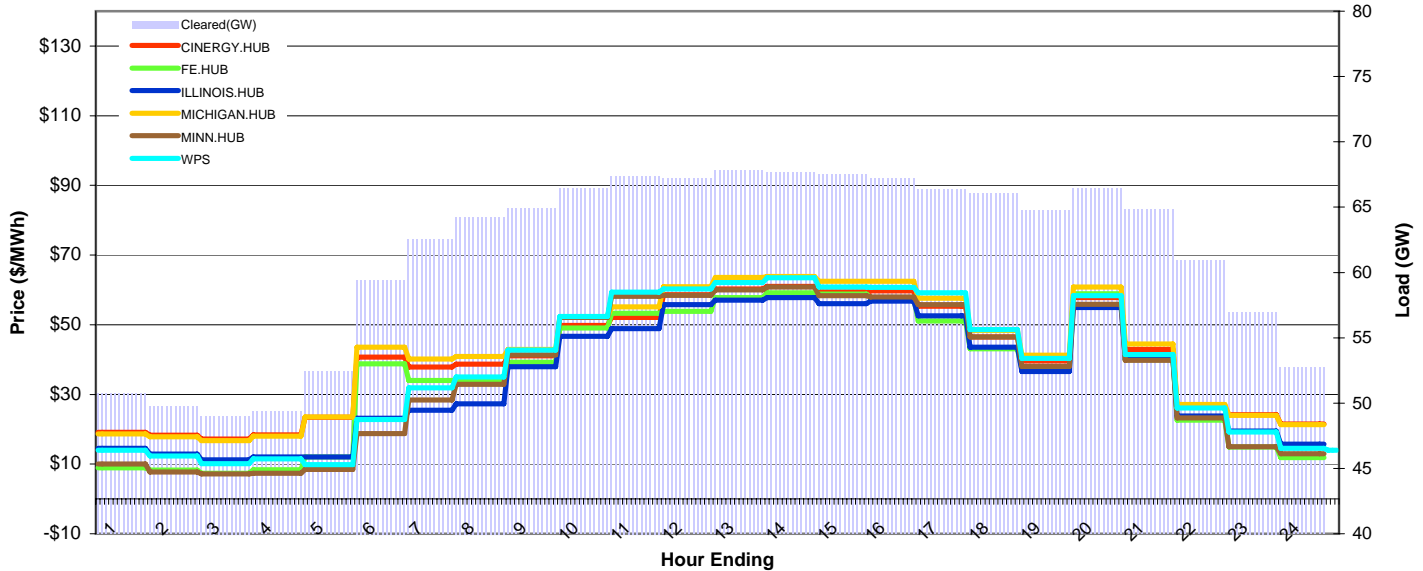
MISO Daily Report

Delivery Day: Friday, September 12, 2008

Price Color Codes: <=0 >=100 >=200

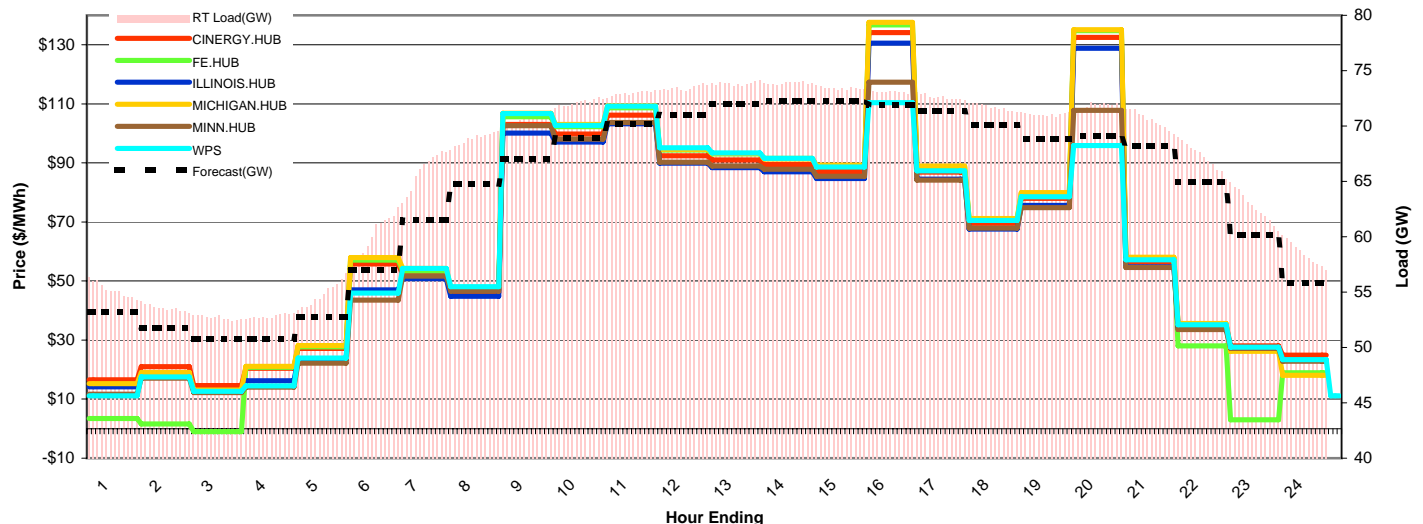
Day-Ahead Prices and Cleared Load

	HE1	HE2	HE3	HE4	HE5	HE6	HE7	HE8	HE9	HE10	HE11	HE12	HE13	HE14	HE15	HE16	HE17	HE18	HE19	HE20	HE21	HE22	HE23	HE24
CINERGY.HUB	19.16	18.25	17.16	18.37	23.43	40.75	37.88	38.66	41.11	49.78	52.10	58.66	60.28	60.98	59.47	59.74	55.34	46.53	39.63	57.80	42.87	26.34	24.13	21.52
FE.HUB	8.90	8.25	7.32	8.33	12.01	38.73	34.00	34.06	39.21	49.09	53.29	53.83	57.75	59.21	58.77	57.81	51.10	43.05	37.11	58.89	39.93	22.65	14.92	11.90
ILLINOIS.HUB	14.51	12.85	11.20	12.09	12.02	23.17	25.50	27.29	37.98	46.69	48.84	55.76	57.03	57.80	56.09	56.77	52.52	43.54	36.57	54.90	40.03	23.81	19.52	15.71
MICHIGAN.HUB	18.67	17.82	16.72	18.01	23.50	43.52	40.17	40.86	42.89	52.20	55.08	60.94	63.58	63.83	62.46	62.45	57.60	48.36	41.25	60.81	44.50	27.11	23.98	21.32
MINN.HUB	10.00	7.76	7.20	7.36	8.50	18.79	28.36	32.88	41.39	52.06	58.12	58.42	59.95	60.85	58.34	57.99	55.81	46.47	38.01	55.84	39.76	23.23	15.00	12.99
WPS	13.94	12.32	10.15	11.48	9.87	22.83	31.85	34.99	42.68	52.39	59.39	60.23	62.14	63.51	60.83	60.72	59.14	48.61	40.31	58.33	41.45	26.07	19.25	14.56
Cleared(GW)	50.8	49.8	49.0	49.3	52.4	59.4	62.5	64.3	64.9	66.4	67.4	67.2	67.8	67.7	67.5	67.2	66.4	66.0	64.7	66.4	64.8	60.9	57.0	52.7



Preliminary Real-Time Prices with Forecasted and Actual System Load

	HE1	HE2	HE3	HE4	HE5	HE6	HE7	HE8	HE9	HE10	HE11	HE12	HE13	HE14	HE15	HE16	HE17	HE18	HE19	HE20	HE21	HE22	HE23	HE24
CINERGY.HUB	16.57	21.03	14.65	20.49	27.20	55.84	52.21	46.07	103.01	99.78	106.21	92.46	91.01	89.48	87.15	134.19	86.93	69.55	77.98	132.53	56.42	35.19	28.09	24.91
FE.HUB	3.49	1.58	-1.03	20.81	27.76	57.04	53.35	47.13	105.64	102.32	108.66	94.39	93.11	91.56	88.99	136.80	88.59	70.72	79.50	134.85	57.66	28.03	2.99	18.90
ILLINOIS.HUB	14.15	18.98	12.71	16.28	23.22	46.98	50.76	44.86	100.11	97.08	103.25	89.88	88.46	87.04	84.70	130.56	84.53	67.58	75.67	128.80	54.83	34.20	27.49	23.12
MICHIGAN.HUB	15.28	19.01	13.04	21.10	28.19	57.93	54.23	47.64	106.88	103.07	109.34	94.59	93.17	91.39	89.23	137.58	88.94	71.13	79.94	135.17	58.09	35.58	26.25	18.10
MINN.HUB	11.67	17.14	12.22	14.05	22.20	43.54	51.64	46.59	102.64	98.04	103.73	90.26	88.91	87.87	85.47	117.38	84.17	67.91	74.90	107.83	54.56	33.60	27.13	22.84
WPS	11.17	17.49	12.62	14.50	23.87	45.91	54.22	48.12	106.72	102.76	109.26	95.18	93.41	91.60	88.64	110.42	87.28	70.54	78.56	95.89	57.19	35.16	27.62	23.38
Forecasted(GW)	53.2	51.8	50.8	50.8	52.7	57.0	61.5	64.7	67.0	68.9	70.2	71.0	72.0	72.3	72.3	71.9	71.3	70.1	68.8	69.1	68.2	64.9	60.2	55.8
(RT) - (DA Load)	4.46	3.83	3.68	3.48	2.39	0.59	3.45	4.61	5.80	5.70	5.57	6.28	6.09	6.23	5.91	5.92	6.23	5.69	6.35	5.43	5.76	6.40	5.78	5.77



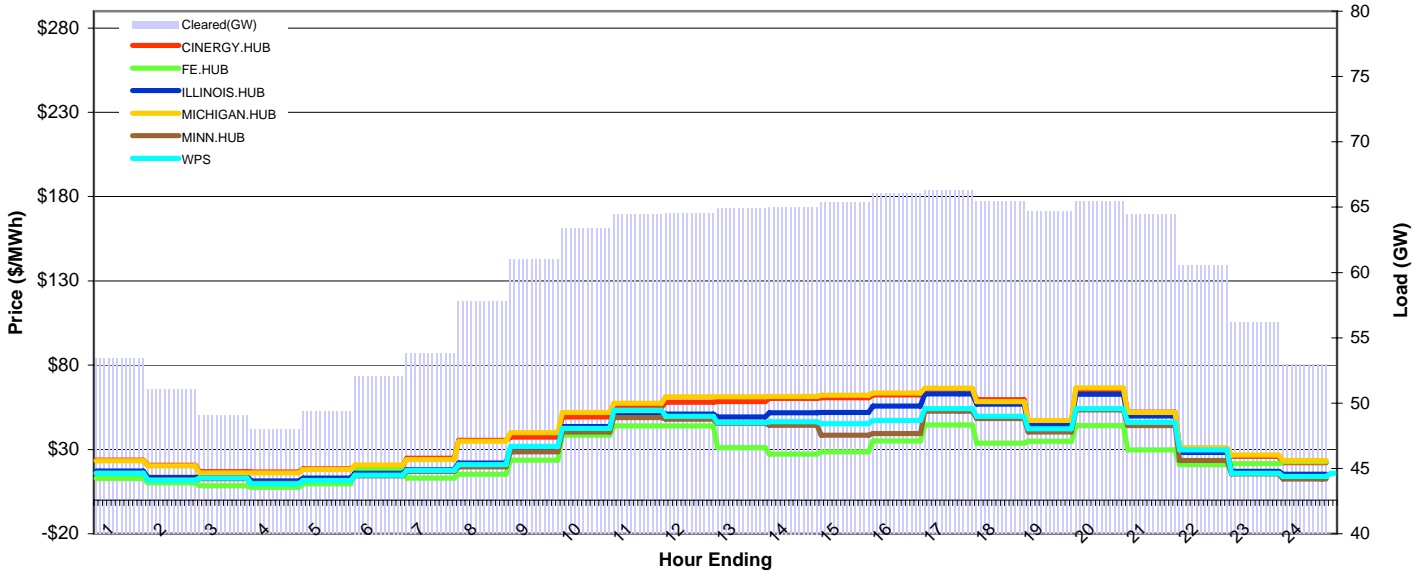
MISO Daily Report

Delivery Day: Saturday, September 13, 2008

Price Color Codes: <=0 >=100 >=200

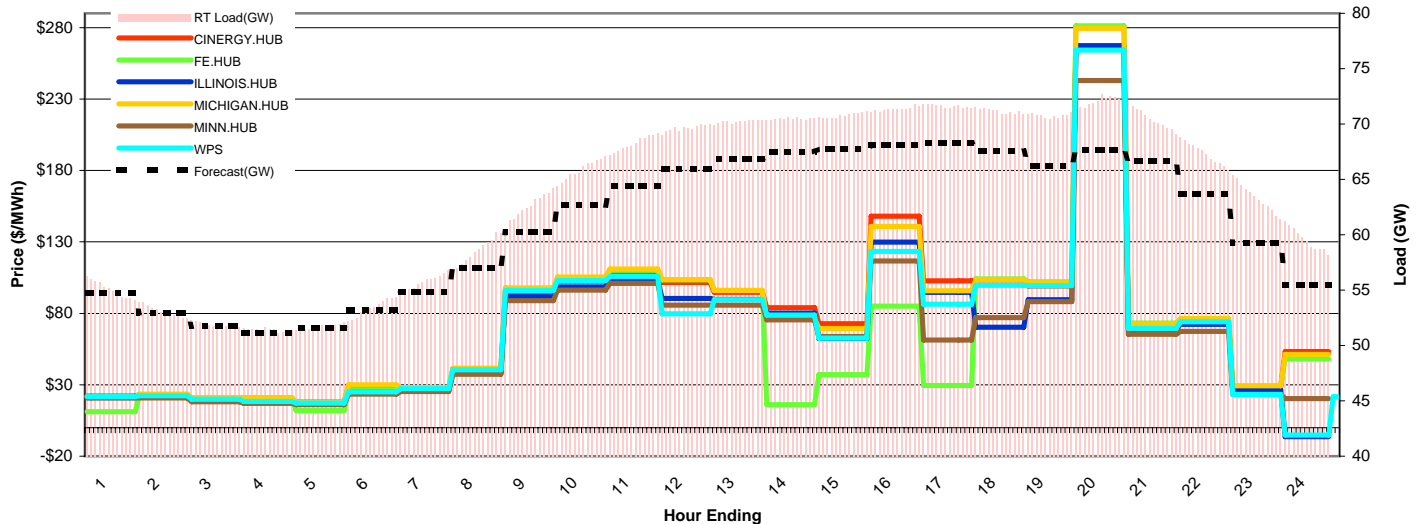
Day-Ahead Prices and Cleared Load

	HE1	HE2	HE3	HE4	HE5	HE6	HE7	HE8	HE9	HE10	HE11	HE12	HE13	HE14	HE15	HE16	HE17	HE18	HE19	HE20	HE21	HE22	HE23	HE24
CINERGY.HUB	23.73	20.66	16.74	16.55	18.63	20.29	24.73	35.48	37.39	49.31	55.00	58.00	58.47	60.29	60.68	62.46	65.75	59.47	47.00	65.49	52.12	30.60	25.87	22.23
FE.HUB	12.79	10.25	8.46	7.59	9.68	18.00	12.94	15.25	23.69	38.49	43.89	43.97	31.07	27.36	28.66	35.07	44.62	33.79	34.94	44.14	29.67	20.91	21.50	22.65
ILLINOIS.HUB	17.16	13.34	13.91	11.24	13.07	15.88	17.95	22.03	30.82	43.52	50.03	51.04	49.35	51.82	51.99	55.70	62.99	56.91	44.98	62.74	49.85	28.21	17.02	15.34
MICHIGAN.HUB	23.28	20.21	16.10	16.00	18.16	20.75	24.09	34.80	39.96	52.04	57.46	61.29	61.23	61.52	62.19	63.45	66.40	58.36	47.29	66.57	51.93	30.92	26.79	23.45
MINN.HUB	16.05	12.12	12.70	9.98	11.76	14.39	17.02	19.66	28.61	40.28	48.86	47.90	45.57	44.43	38.40	39.37	52.68	48.42	40.35	53.50	44.14	23.49	15.51	12.53
WPS	15.86	11.67	12.95	9.69	11.55	14.68	17.52	21.01	31.78	42.53	53.36	49.63	45.83	46.51	45.21	47.19	54.15	49.74	42.21	54.28	46.11	29.67	15.82	14.07
Cleared(GW)	53.4	51.1	49.1	48.0	49.3	52.1	53.8	57.8	61.0	63.3	64.4	64.5	64.9	65.0	65.4	66.0	66.3	65.4	64.7	65.4	64.4	60.5	56.2	53.0



Preliminary Real-Time Prices with Forecasted and Actual System Load

	HE1	HE2	HE3	HE4	HE5	HE6	HE7	HE8	HE9	HE10	HE11	HE12	HE13	HE14	HE15	HE16	HE17	HE18	HE19	HE20	HE21	HE22	HE23	HE24
CINERGY.HUB	22.10	22.99	20.25	20.31	17.75	29.07	27.18	40.20	95.44	102.49	108.13	101.68	94.72	83.84	72.65	147.93	102.76	103.39	99.20	265.27	66.04	74.60	28.51	53.33
FE.HUB	11.21	21.86	20.61	20.67	11.99	26.31	27.82	41.34	90.64	104.56	110.19	103.40	96.04	16.09	37.19	85.10	29.39	104.19	101.99	281.27	73.22	75.96	28.95	48.11
ILLINOIS.HUB	20.98	21.51	19.35	18.11	16.82	24.72	26.02	38.44	91.68	98.54	103.19	90.42	89.69	80.20	62.45	129.83	94.60	70.37	89.62	267.48	68.91	72.39	26.58	-6.28
MICHIGAN.HUB	21.76	23.47	20.96	21.01	17.60	29.86	27.98	41.62	97.87	105.41	111.07	103.55	95.92	76.34	69.38	140.93	95.71	103.32	101.35	279.44	72.82	76.42	29.38	51.21
MINN.HUB	20.87	20.72	18.04	16.92	16.01	23.40	25.18	37.37	88.85	96.33	101.06	85.69	85.75	75.35	63.78	116.66	61.34	77.00	88.25	242.89	65.28	67.30	23.33	20.27
WPS	21.60	22.44	19.77	18.32	17.19	24.97	27.15	40.37	95.98	102.87	105.85	79.64	89.49	78.76	62.75	123.44	86.45	99.51	99.29	264.14	69.47	73.99	23.12	-5.25
Forecasted(GW)	54.7	52.9	51.7	51.1	51.6	53.2	54.8	57.0	60.2	62.7	64.4	66.0	66.9	67.5	67.8	68.1	68.3	67.5	66.2	67.6	66.6	63.6	59.2	55.5
(RT) - (DA Load)	1.62	2.06	2.80	3.46	2.33	1.32	1.97	0.77	1.55	2.54	3.80	5.11	5.33	5.47	5.41	5.35	5.33	5.76	6.09	6.62	6.06	6.86	7.21	6.61



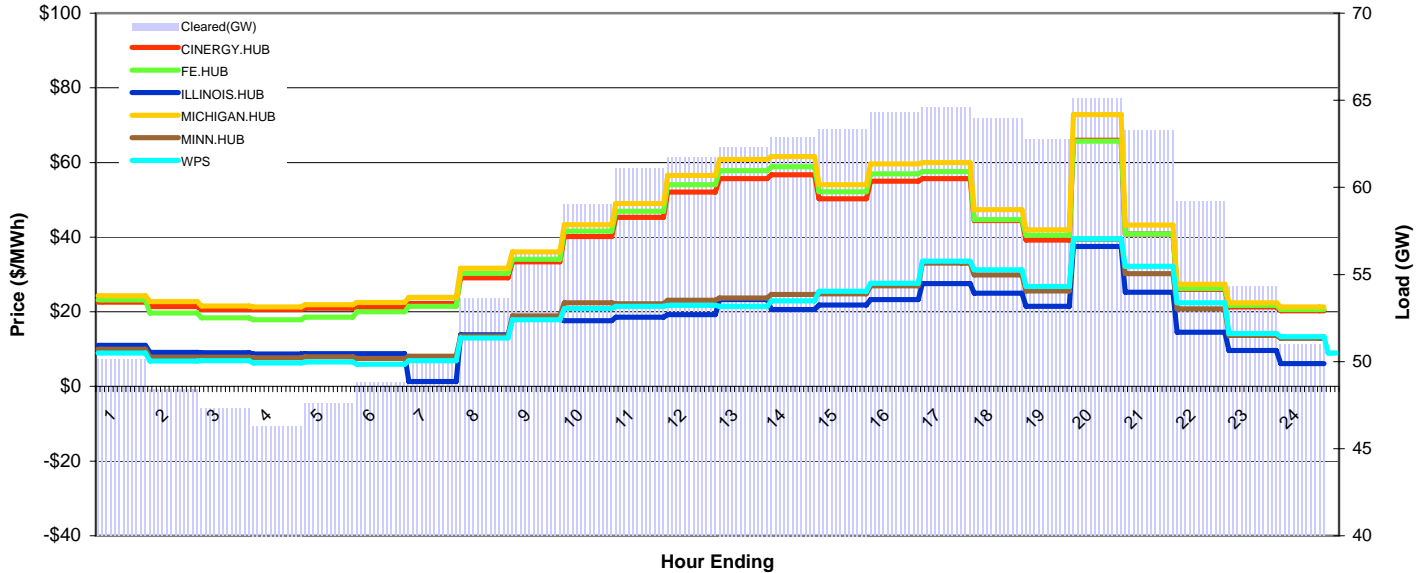
MISO Daily Report

Delivery Day: Sunday, September 14, 2008

Price Color Codes: ≤0 ≥100 ≥200

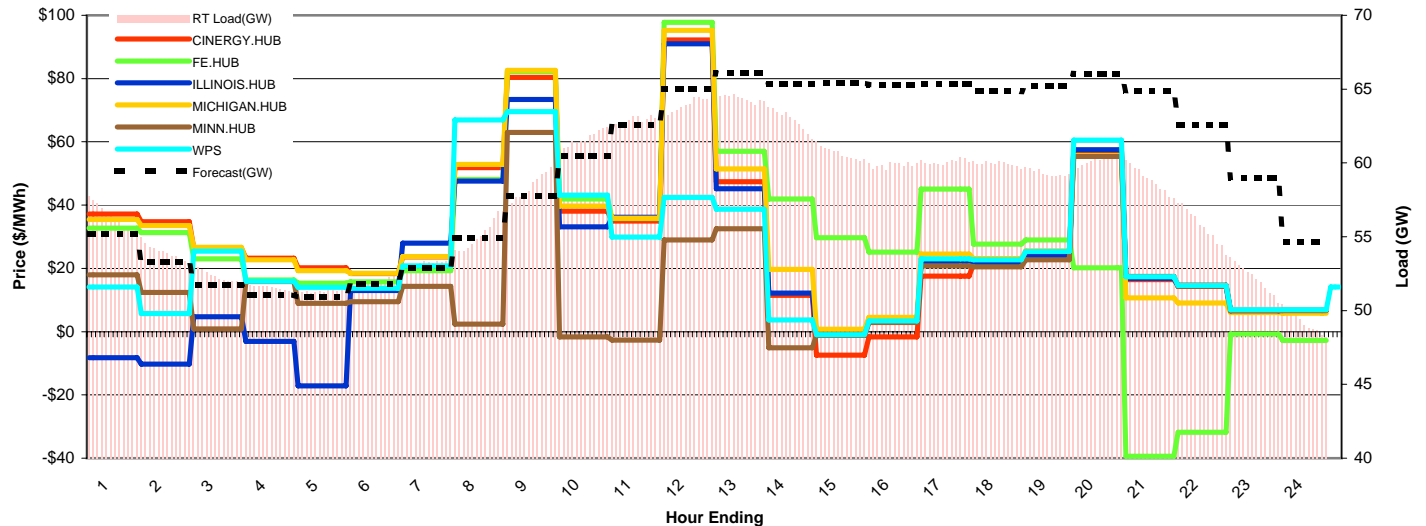
Day-Ahead Prices and Cleared Load

	HE1	HE2	HE3	HE4	HE5	HE6	HE7	HE8	HE9	HE10	HE11	HE12	HE13	HE14	HE15	HE16	HE17	HE18	HE19	HE20	HE21	HE22	HE23	HE24
CINERGY.HUB	22.60	21.37	20.65	20.57	20.94	21.12	22.26	29.14	33.39	40.17	45.30	52.04	55.68	56.68	50.26	55.00	55.71	44.41	39.23	65.99	40.83	25.98	21.31	20.23
FE.HUB	23.20	19.69	18.42	17.90	18.54	20.02	21.50	30.29	34.07	41.63	46.93	54.05	57.82	58.89	52.18	56.95	57.56	44.72	40.46	65.69	40.85	26.29	21.71	20.57
ILLINOIS.HUB	10.98	9.11	9.08	8.70	8.76	8.74	1.33	13.87	18.07	17.61	18.57	19.23	23.31	20.57	21.79	23.23	27.52	24.96	21.46	37.46	25.24	14.50	9.61	6.10
MICHIGAN.HUB	24.31	22.73	21.54	21.34	21.86	22.52	23.84	31.66	36.03	43.35	49.00	56.52	60.82	61.60	54.01	59.64	59.99	47.39	41.92	72.85	43.27	27.38	22.44	21.27
MINN.HUB	10.00	7.86	7.84	7.68	7.89	7.49	8.06	13.51	18.88	22.38	22.19	23.11	23.69	24.67	24.80	26.97	33.02	29.90	25.61	39.47	30.23	20.81	13.64	12.89
WPS	8.94	6.81	6.90	6.30	6.53	5.97	6.87	13.00	17.85	20.87	21.49	21.75	21.45	22.89	25.46	27.61	33.60	31.27	26.83	39.52	32.14	22.44	14.16	13.36
Cleared(GW)	50.1	48.4	47.3	46.3	47.6	48.8	50.1	53.6	56.3	59.0	61.1	61.7	62.3	62.9	63.4	64.3	64.6	64.0	62.8	65.1	63.3	59.2	54.3	51.0



Preliminary Real-Time Prices with Forecasted and Actual System Load

	HE1	HE2	HE3	HE4	HE5	HE6	HE7	HE8	HE9	HE10	HE11	HE12	HE13	HE14	HE15	HE16	HE17	HE18	HE19	HE20	HE21	HE22	HE23	HE24
CINERGY.HUB	37.23	34.80	26.38	23.24	20.22	18.41	23.60	51.80	80.39	38.12	35.00	92.25	47.43	11.52	-7.38	-1.71	17.53	21.49	23.87	57.21	16.41	14.72	6.77	6.75
FE.HUB	32.76	31.30	22.99	16.35	15.35	15.69	19.32	48.14	82.19	41.91	35.79	97.74	56.96	41.93	29.71	25.11	45.05	27.65	29.02	20.21	-39.41	-31.85	-0.74	-2.80
ILLINOIS.HUB	-8.28	-10.27	4.72	-3.12	-17.12	13.05	27.98	47.58	73.35	33.18	36.14	90.98	45.19	12.19	-1.01	3.09	21.77	21.45	23.84	57.47	16.82	14.32	6.67	6.70
MICHIGAN.HUB	35.49	33.49	26.67	22.72	19.28	18.46	23.70	52.91	82.60	39.68	35.86	95.23	51.46	19.68	0.80	4.49	24.52	23.10	25.52	55.74	10.63	9.09	6.04	5.85
MINN.HUB	18.01	12.39	0.84	15.83	8.96	9.51	14.28	2.34	62.94	-1.67	-2.64	28.94	32.50	-5.15	-1.13	2.89	20.80	20.52	22.67	55.36	17.46	14.36	6.56	6.65
WPS	14.14	5.70	25.43	15.91	14.01	13.68	20.83	66.91	69.50	43.11	29.92	42.47	38.68	3.74	-0.92	3.40	23.05	22.76	25.33	60.56	17.33	14.58	6.91	6.92
Forecasted(GW)	55.2	53.3	51.7	51.1	50.9	51.8	52.9	54.9	57.8	60.4	62.5	65.0	66.1	65.4	65.4	65.3	65.3	64.8	65.2	66.0	64.9	62.6	59.0	54.7
(RT) - (DA Load)	6.26	5.59	5.04	5.25	3.72	3.12	2.99	1.51	2.14	2.61	1.86	2.24	2.05	0.04	-2.68	-4.42	-4.51	-4.03	-3.42	-5.00	-4.38	-3.44	-2.13	-1.76



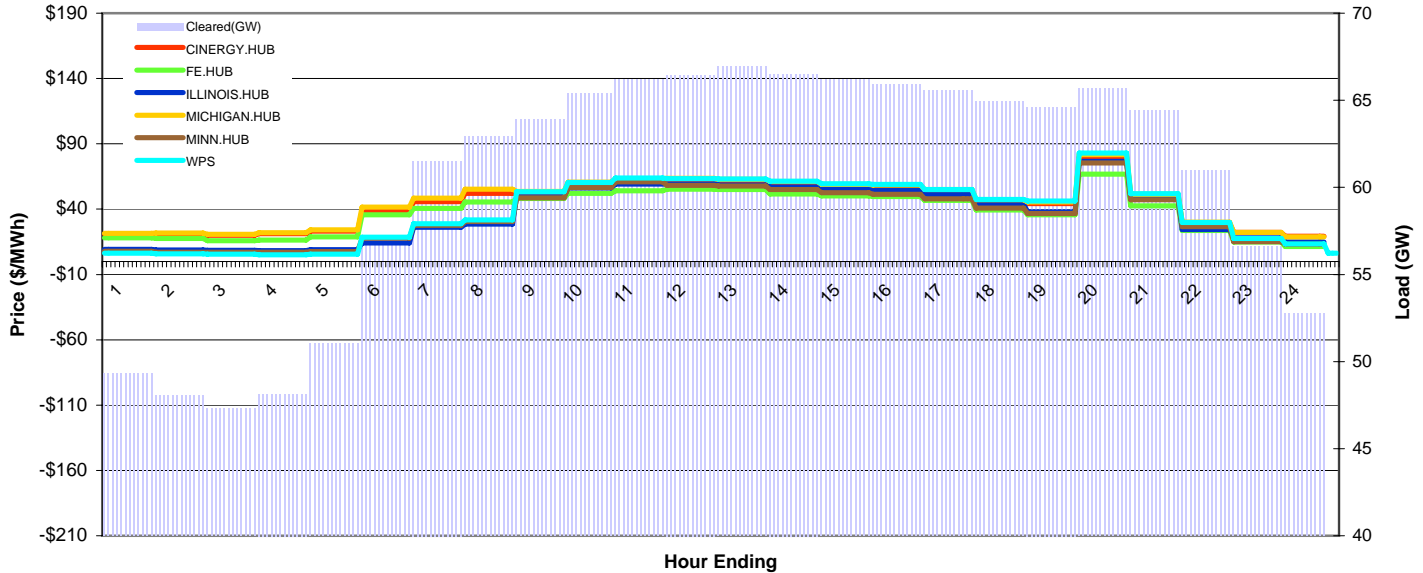
MISO Daily Report

Delivery Day: Monday, September 15, 2008

Price Color Codes: ≤0 ≥100 ≥200

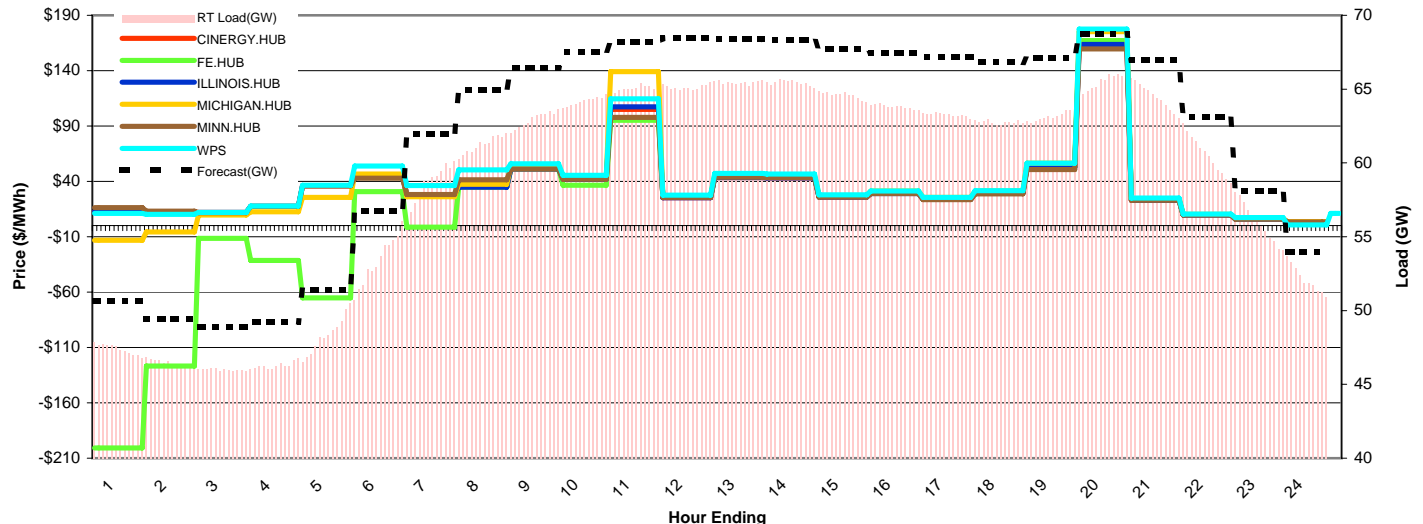
Day-Ahead Prices and Cleared Load

	HE1	HE2	HE3	HE4	HE5	HE6	HE7	HE8	HE9	HE10	HE11	HE12	HE13	HE14	HE15	HE16	HE17	HE18	HE19	HE20	HE21	HE22	HE23	HE24
CINERGY.HUB	21.08	20.75	19.90	21.13	23.13	38.55	45.83	52.18	51.78	59.01	61.80	61.73	60.97	59.48	57.46	56.86	53.48	46.07	44.14	79.86	50.03	29.21	22.26	19.26
FE.HUB	18.13	17.44	15.93	16.44	18.82	35.58	40.64	45.55	48.07	52.14	54.09	55.27	54.92	51.55	50.15	49.61	46.66	39.25	35.61	66.78	42.64	23.65	14.89	11.42
ILLINOIS.HUB	9.14	8.70	8.43	8.29	8.88	14.05	26.09	28.58	49.45	56.27	59.11	59.10	58.52	57.03	55.09	54.57	51.18	44.01	37.98	76.60	47.97	24.43	18.05	14.96
MICHIGAN.HUB	21.39	21.72	20.73	21.99	24.19	41.46	48.40	55.24	53.53	60.65	63.46	63.50	62.78	61.10	59.06	58.42	54.95	47.22	45.47	81.75	51.31	30.16	22.22	18.76
MINN.HUB	7.79	7.12	7.05	6.98	7.56	17.91	27.51	30.66	48.61	56.56	60.95	58.26	57.62	55.11	52.65	51.40	47.90	40.91	36.68	75.45	47.27	26.50	15.00	13.10
WPS	6.23	5.82	5.63	5.16	5.54	18.60	28.83	31.65	53.25	60.47	63.78	63.39	63.12	61.49	59.39	58.83	55.09	47.49	46.14	82.86	51.92	29.76	17.59	13.45
Cleared(GW)	49.3	48.1	47.3	48.1	51.1	56.7	61.5	62.9	63.9	65.4	66.2	66.4	66.9	66.5	66.2	65.9	65.6	64.9	64.6	65.7	64.4	61.0	56.6	52.8



Preliminary Real-Time Prices with Forecasted and Actual System Load

	HE1	HE2	HE3	HE4	HE5	HE6	HE7	HE8	HE9	HE10	HE11	HE12	HE13	HE14	HE15	HE16	HE17	HE18	HE19	HE20	HE21	HE22	HE23	HE24
CINERGY.HUB	12.74	12.12	11.91	17.54	36.07	45.49	27.87	35.15	51.15	41.99	105.14	25.39	43.54	43.19	25.87	29.42	24.01	29.57	53.11	164.86	23.05	9.74	6.13	3.59
FE.HUB	-200.78	-126.87	-11.49	-31.31	-65.21	30.89	-1.47	34.84	51.24	36.43	95.16	25.92	44.48	44.11	26.43	30.05	24.47	30.07	53.03	167.19	23.42	9.88	6.18	3.14
ILLINOIS.HUB	12.97	11.40	11.86	17.55	36.13	44.72	27.86	34.84	51.28	42.08	107.30	25.40	43.53	43.09	25.73	29.09	23.72	29.22	52.41	163.63	22.92	9.63	5.92	2.28
MICHIGAN.HUB	-13.11	-5.68	9.56	12.40	25.48	46.54	26.08	37.53	54.16	43.74	139.24	26.79	45.79	45.32	27.27	31.20	25.48	31.39	56.41	175.23	24.37	10.21	6.38	3.68
MINN.HUB	16.40	12.98	11.72	17.60	35.91	42.80	28.22	41.47	51.26	42.06	97.88	25.55	43.65	43.40	25.89	28.93	23.55	28.78	50.72	159.65	22.91	9.59	5.84	3.31
WPS	11.05	10.11	12.05	17.68	36.46	53.77	36.12	50.29	55.81	45.49	114.70	27.47	47.19	46.73	27.86	31.19	25.56	31.50	56.52	177.70	24.92	10.52	7.23	0.82
Forecasted(GW)	50.6	49.4	48.9	49.2	51.4	56.7	61.9	64.9	66.4	67.5	68.2	68.4	68.4	68.3	67.8	67.4	67.2	66.8	67.1	68.7	66.9	63.1	58.1	54.0
(RT) - (DA Load)	-1.93	-1.58	-1.32	-1.86	-2.70	-3.33	-2.92	-1.67	-0.95	-1.22	-1.13	-1.30	-1.46	-1.07	-1.58	-2.07	-2.30	-2.17	-1.40	-0.25	0.06	-0.40	-0.69	-0.64



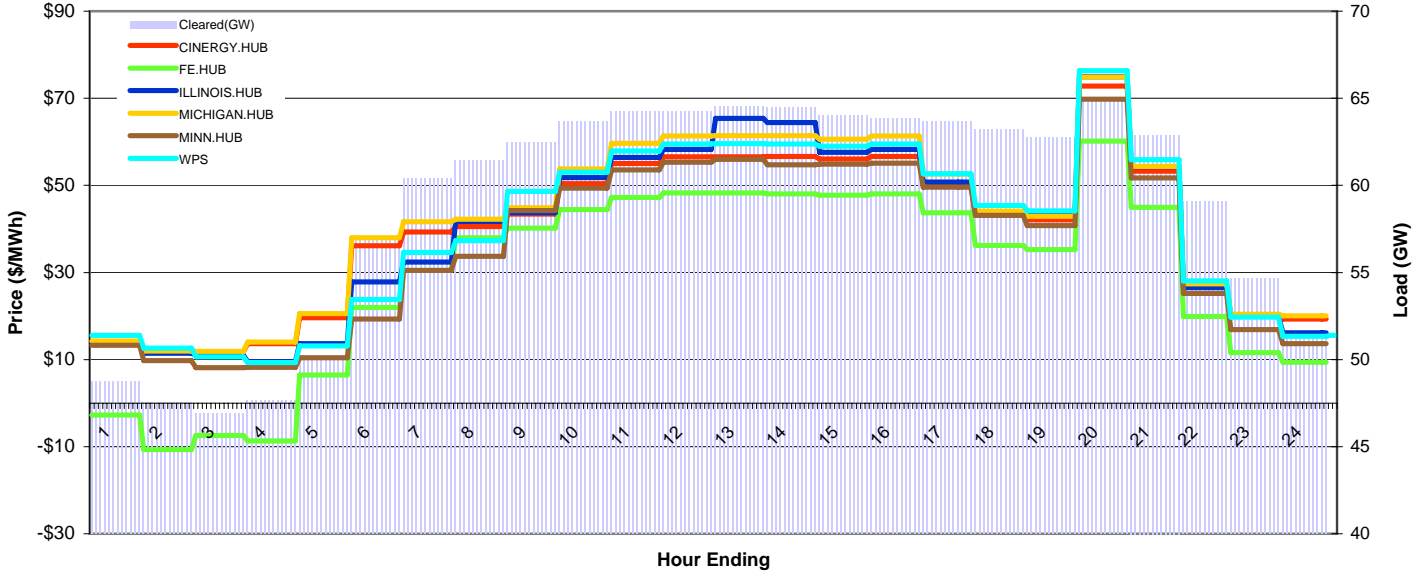
MISO Daily Report

Delivery Day: Tuesday, September 16, 2008

Price Color Codes: <=0 >=100 >=200

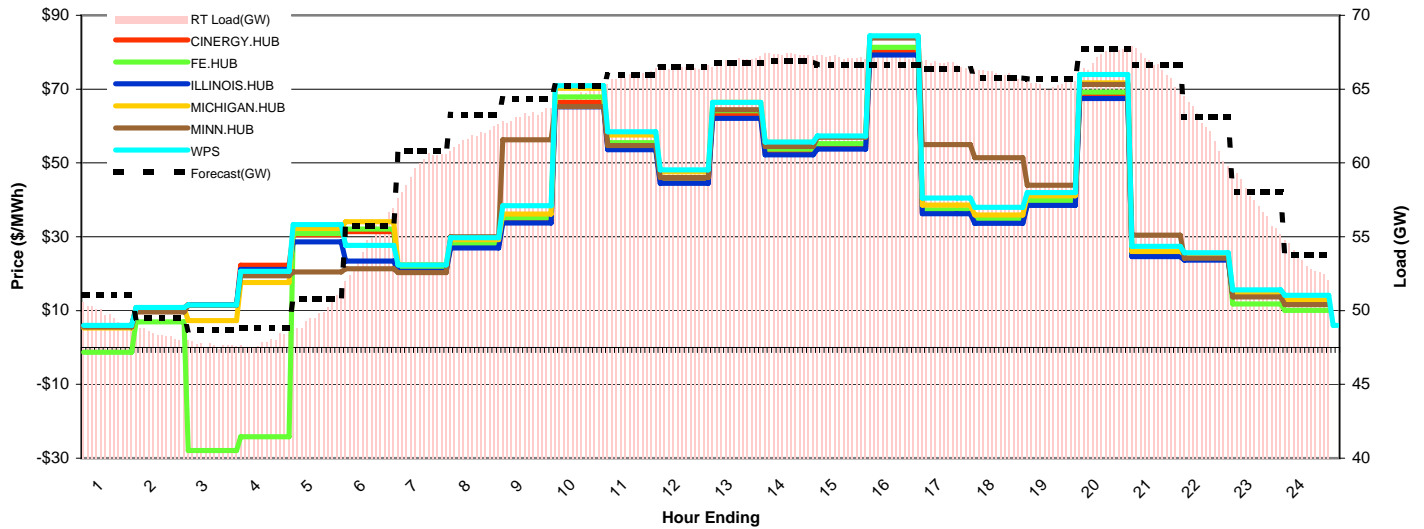
Day-Ahead Prices and Cleared Load

	HE1	HE2	HE3	HE4	HE5	HE6	HE7	HE8	HE9	HE10	HE11	HE12	HE13	HE14	HE15	HE16	HE17	HE18	HE19	HE20	HE21	HE22	HE23	HE24
CINERGY.HUB	14.16	11.99	11.79	13.63	19.62	36.10	39.32	40.53	43.40	50.37	55.01	56.54	56.56	56.64	56.03	56.61	50.00	43.20	42.07	72.83	53.26	26.61	19.97	19.28
FE.HUB	-2.75	-10.69	-7.41	-8.72	6.44	21.95	30.48	37.98	40.17	44.42	47.26	48.24	48.25	48.02	47.74	48.01	43.67	36.22	35.28	60.17	44.99	19.89	11.60	9.38
ILLINOIS.HUB	14.05	11.44	10.97	9.53	13.65	27.84	32.39	41.71	43.69	51.80	56.45	58.22	65.40	64.42	57.59	58.27	50.79	43.80	43.17	74.94	54.31	26.50	19.99	16.16
MICHIGAN.HUB	14.27	11.98	11.91	14.00	20.54	38.00	41.64	42.23	44.85	53.80	59.66	61.37	61.40	61.40	60.60	61.36	52.63	44.05	42.90	74.85	54.33	27.38	20.41	20.01
MINN.HUB	13.28	9.76	8.17	8.22	10.44	19.34	30.49	33.71	44.22	49.33	53.58	55.30	55.99	54.76	54.91	55.07	49.59	43.14	40.76	69.82	51.73	25.22	16.88	13.68
WPS	15.59	12.64	10.64	9.30	13.17	23.76	34.56	37.30	48.62	53.07	57.92	59.52	59.59	59.53	58.96	59.53	52.69	45.40	44.13	76.31	55.89	28.08	19.72	15.33
Cleared(GW)	48.7	47.5	46.9	47.7	50.2	57.0	60.4	61.4	62.5	63.7	64.3	64.2	64.5	64.5	64.0	63.9	63.6	63.2	62.7	64.8	62.9	59.1	54.7	51.2



Preliminary Real-Time Prices with Forecasted and Actual System Load

	HE1	HE2	HE3	HE4	HE5	HE6	HE7	HE8	HE9	HE10	HE11	HE12	HE13	HE14	HE15	HE16	HE17	HE18	HE19	HE20	HE21	HE22	HE23	HE24
CINERGY.HUB	5.91	10.72	11.61	22.25	30.50	31.38	21.10	27.55	34.39	66.42	54.32	45.05	62.93	52.74	54.33	80.12	36.66	34.09	39.05	68.21	24.89	24.13	14.45	12.46
FE.HUB	-1.31	6.94	-27.89	-24.16	30.91	32.09	21.49	28.12	35.14	67.91	55.47	45.97	64.18	53.72	55.25	81.30	37.24	34.67	39.80	69.17	25.29	24.50	11.82	10.08
ILLINOIS.HUB	5.74	10.38	11.52	21.17	28.60	23.37	20.62	26.96	33.72	65.24	53.62	44.50	62.08	52.16	53.78	79.21	36.26	33.65	38.46	67.46	24.66	23.71	14.08	12.02
MICHIGAN.HUB	5.26	10.71	7.31	17.59	32.25	34.04	22.43	29.19	36.18	70.24	57.59	47.63	66.45	55.59	57.12	84.04	38.60	35.90	41.07	71.73	26.05	25.20	14.91	12.83
MINN.HUB	5.54	9.66	11.47	19.42	20.50	21.34	20.30	29.98	56.26	65.31	54.72	46.00	64.46	54.46	56.97	83.88	55.00	51.40	43.99	71.25	30.43	24.21	13.74	11.62
WPS	5.99	10.82	11.56	20.60	33.30	27.64	22.39	29.74	38.44	70.92	58.40	48.11	66.43	55.70	57.28	84.43	40.53	37.99	41.98	73.99	27.43	25.67	15.58	14.14
Forecasted(GW)	51.0	49.5	48.7	48.8	50.7	55.8	60.8	63.3	64.3	65.2	65.9	66.5	66.7	66.9	66.6	66.6	66.3	65.8	65.7	67.7	66.6	63.1	58.0	53.8
(RT) - (DA Load)	0.99	0.88	0.79	0.26	-0.41	-2.36	-0.70	0.38	0.76	0.96	1.69	2.24	2.41	2.87	3.18	3.29	3.10	2.81	2.62	2.36	3.64	3.23	2.69	2.13



MISO Daily Report

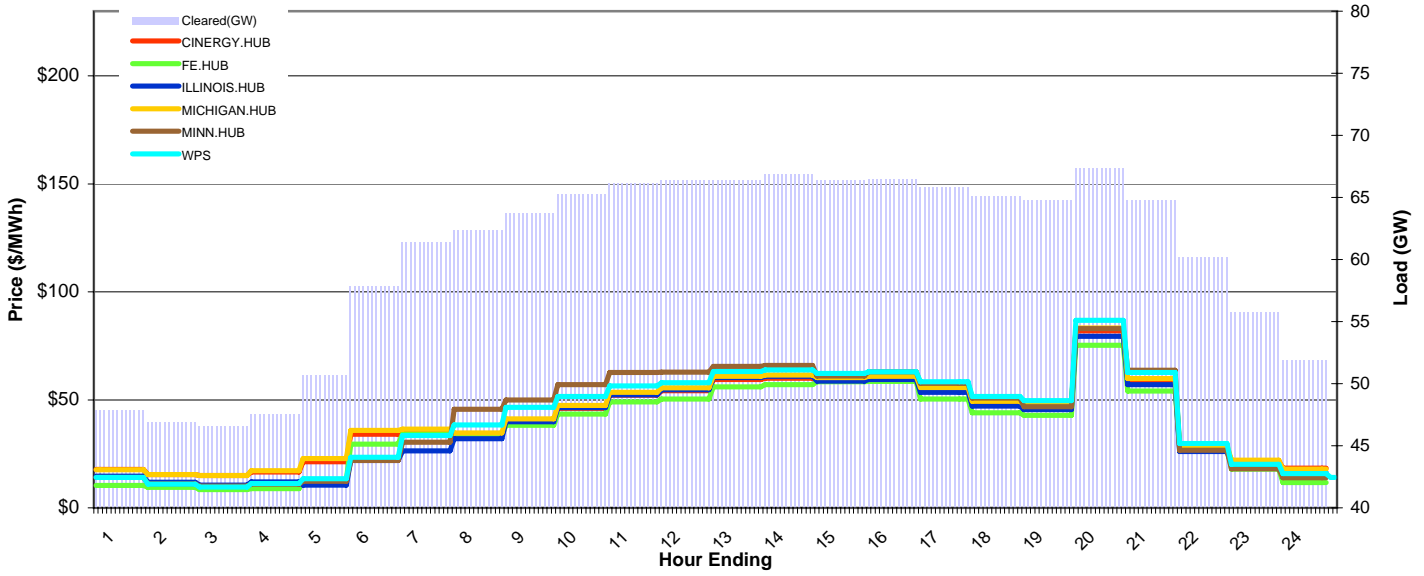
Delivery Day: Wednesday, September 17, 2008

Price Color Codes:

≤0	≥100	≥200
----	------	------

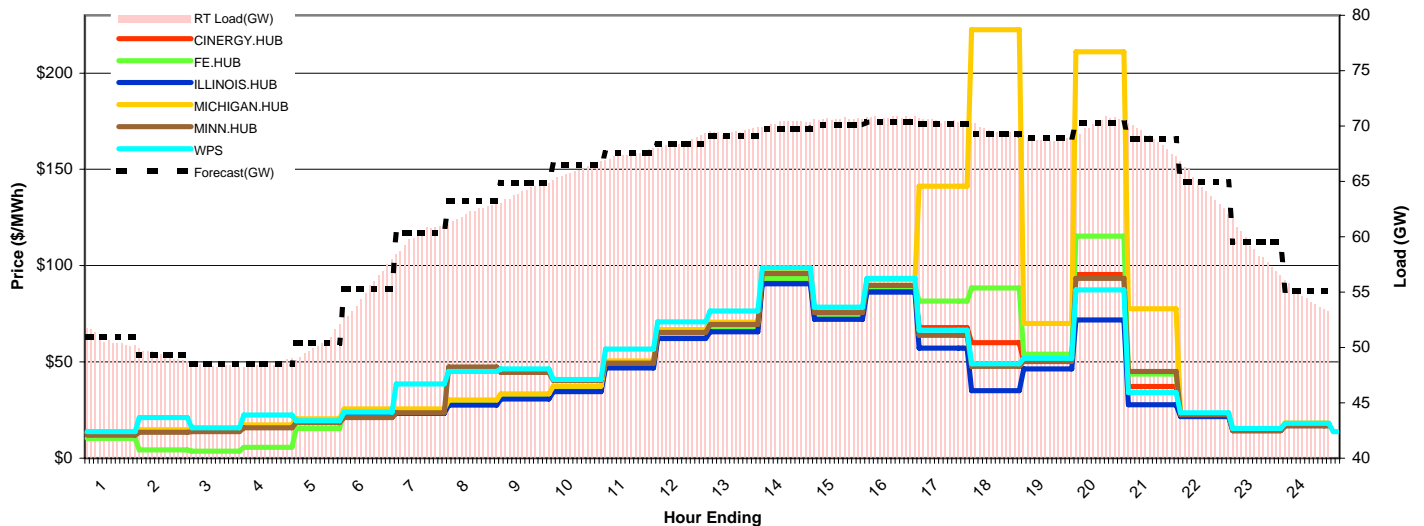
Day-Ahead Prices and Cleared Load

	HE1	HE2	HE3	HE4	HE5	HE6	HE7	HE8	HE9	HE10	HE11	HE12	HE13	HE14	HE15	HE16	HE17	HE18	HE19	HE20	HE21	HE22	HE23	HE24
CINERGY.HUB	17.71	15.44	14.93	16.53	21.35	34.04	34.64	33.42	40.00	46.15	52.11	54.22	59.38	60.01	58.61	59.24	55.00	48.62	46.94	81.99	58.95	27.93	21.67	18.34
FE.HUB	10.44	9.49	8.44	8.95	12.88	29.55	34.27	33.48	38.22	43.48	49.06	50.46	56.09	57.07	58.36	58.56	50.39	43.96	42.88	75.35	54.03	28.44	17.91	11.75
ILLINOIS.HUB	14.65	11.83	10.58	12.02	10.52	22.00	26.31	32.00	39.93	46.40	52.29	54.64	60.36	60.96	58.74	59.41	53.56	47.06	45.48	79.36	57.05	26.14	20.04	16.30
MICHIGAN.HUB	17.70	15.47	14.95	17.21	22.87	35.80	36.41	34.62	41.19	47.41	53.48	55.58	60.90	61.57	60.28	60.90	55.78	49.33	47.65	83.32	59.91	28.88	22.14	17.88
MINN.HUB	14.11	11.06	10.08	10.90	12.33	21.87	30.44	45.71	49.94	56.99	62.73	62.88	65.48	65.93	61.02	62.91	57.65	50.79	46.84	83.00	63.73	26.65	18.14	13.94
WPS	14.07	11.03	9.62	11.33	13.45	23.42	33.47	38.37	46.52	51.61	56.51	57.93	63.15	63.87	62.31	62.97	58.33	51.62	49.62	86.83	62.75	29.74	20.11	15.88
Cleared(GW)	47.9	46.9	46.6	47.5	50.7	57.9	61.4	62.4	63.7	65.2	66.2	66.3	66.4	66.9	66.4	66.5	65.9	65.1	64.7	67.3	64.8	60.2	55.8	51.8



Preliminary Real-Time Prices with Forecasted and Actual System Load

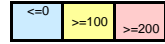
	HE1	HE2	HE3	HE4	HE5	HE6	HE7	HE8	HE9	HE10	HE11	HE12	HE13	HE14	HE15	HE16	HE17	HE18	HE19	HE20	HE21	HE22	HE23	HE24
CINERGY.HUB	12.77	14.37	14.57	16.89	19.74	24.44	24.15	28.41	31.55	35.43	47.84	63.44	67.13	92.56	73.65	88.13	67.83	60.07	50.24	95.44	37.26	22.10	14.74	17.74
FE.HUB	10.32	4.35	3.67	5.64	15.45	24.86	24.54	28.92	32.09	35.98	48.55	64.21	67.81	93.36	74.43	89.09	81.56	88.41	53.98	115.29	43.63	22.31	14.85	17.49
ILLINOIS.HUB	12.29	13.89	14.09	16.27	18.87	21.64	23.29	27.57	30.75	34.58	46.85	62.15	65.69	90.64	72.10	86.21	57.22	35.12	46.43	71.86	27.77	21.64	14.31	17.03
MICHIGAN.HUB	13.17	14.72	14.79	17.28	20.51	25.57	25.51	30.17	33.44	37.35	50.58	66.78	70.60	96.96	77.49	92.75	141.26	222.50	70.00	211.04	77.65	22.93	15.13	18.26
MINN.HUB	11.94	13.52	13.82	15.87	18.39	21.08	23.57	47.41	44.53	40.32	49.34	65.36	69.43	95.85	75.55	89.66	63.87	47.71	50.32	93.40	45.04	22.55	14.29	16.73
WPS	13.83	21.17	15.72	22.36	19.45	23.94	38.56	45.09	46.33	40.84	56.63	70.87	76.47	98.94	78.41	93.44	66.42	48.94	51.77	87.47	34.08	23.61	15.39	18.19
Forecasted(GW)	51.0	49.4	48.5	48.5	50.4	55.3	60.4	63.2	64.9	66.5	67.5	68.4	69.1	69.8	70.0	70.4	70.2	69.2	68.9	70.3	68.8	65.0	59.6	55.1
(RT) - (DA Load)	2.83	2.44	1.83	0.98	-0.46	-2.69	-1.27	-0.17	0.40	0.72	1.28	2.19	3.11	3.42	4.21	4.27	4.61	4.50	4.08	2.87	4.08	4.22	3.04	2.66



MISO Daily Report

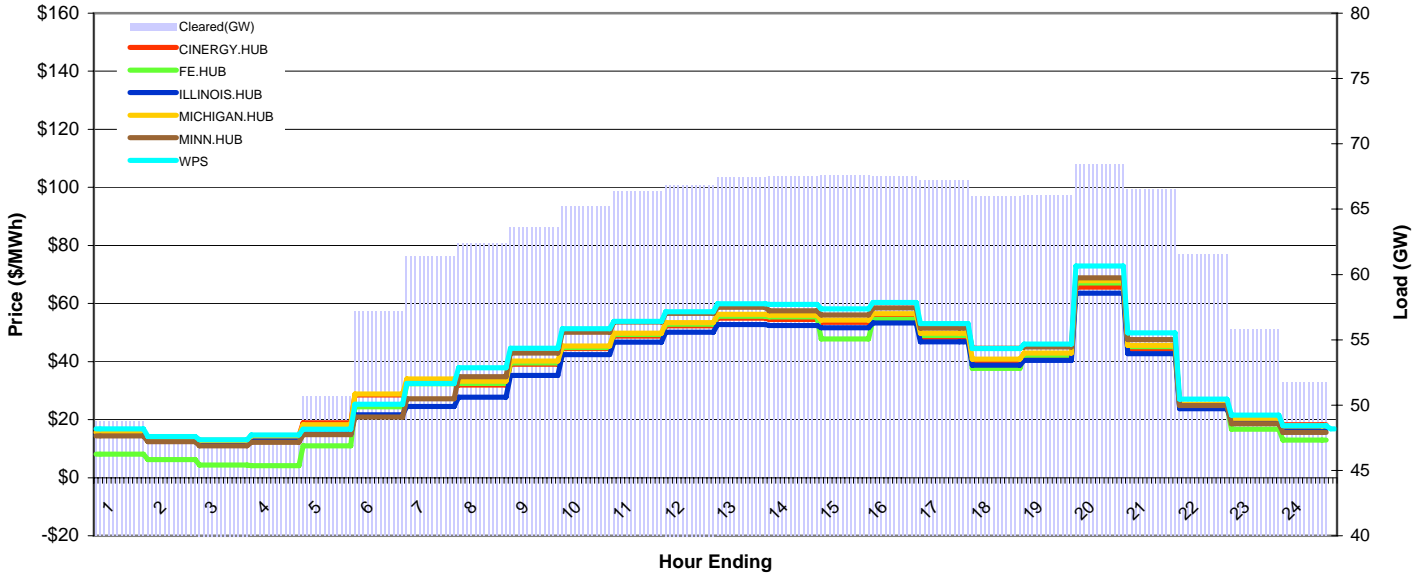
Delivery Day: Thursday, September 18, 2008

Price Color Codes:



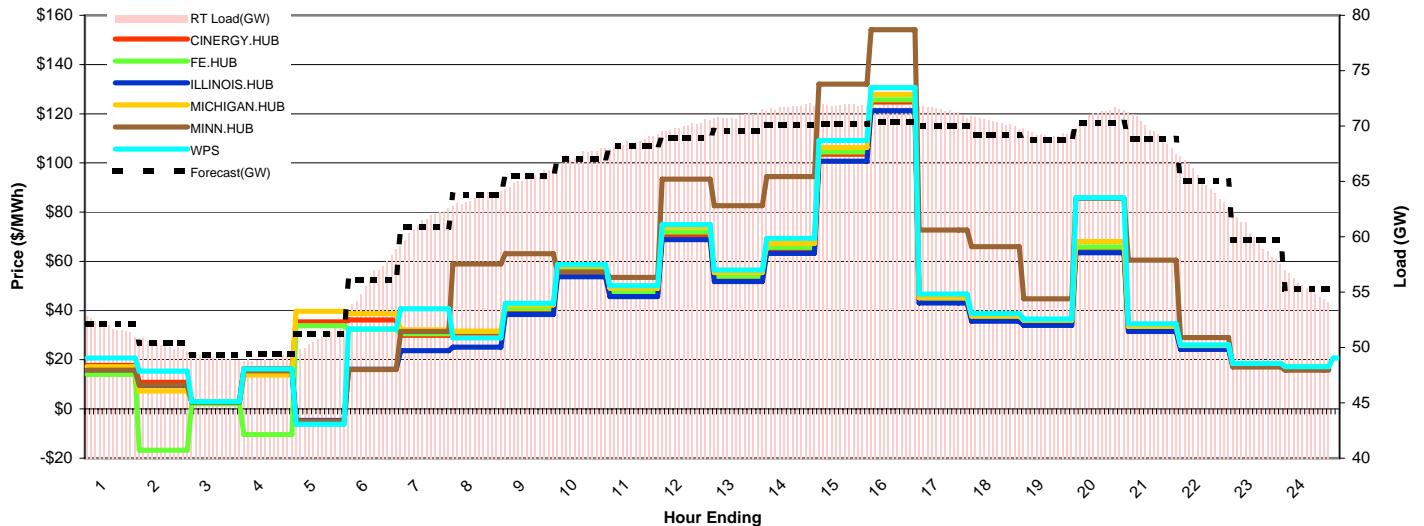
Day-Ahead Prices and Cleared Load

	HE1	HE2	HE3	HE4	HE5	HE6	HE7	HE8	HE9	HE10	HE11	HE12	HE13	HE14	HE15	HE16	HE17	HE18	HE19	HE20	HE21	HE22	HE23	HE24
CINERGY.HUB	15.44	14.06	12.83	14.35	18.87	28.54	32.58	31.93	39.05	44.51	48.80	52.34	54.98	54.49	53.57	55.12	48.38	40.11	41.75	65.68	44.21	24.58	20.54	18.30
FE.HUB	8.16	6.26	4.37	4.09	10.97	24.43	32.34	32.49	39.52	44.86	49.29	52.87	55.66	55.34	47.81	54.46	48.97	37.60	42.16	67.04	45.14	25.09	16.74	12.94
ILLINOIS.HUB	14.78	13.04	11.89	13.06	15.06	21.65	24.56	27.70	35.23	42.40	46.71	50.11	52.76	52.44	51.64	53.28	46.77	38.76	40.36	63.50	42.74	23.77	19.73	16.79
MICHIGAN.HUB	15.57	13.64	12.81	14.44	18.20	28.87	34.04	33.28	40.23	45.35	49.79	53.39	56.26	55.95	54.29	56.54	49.80	40.88	42.97	67.80	45.60	25.33	20.45	17.85
MINN.HUB	14.42	12.40	10.95	12.17	14.78	20.86	27.19	34.76	42.97	50.07	53.58	56.58	58.65	57.46	56.03	58.45	51.54	44.59	44.99	68.82	47.62	24.89	18.61	15.58
WPS	16.77	14.13	13.01	14.76	16.68	25.33	32.45	37.84	44.54	51.34	53.88	57.13	59.97	59.73	58.14	60.33	53.04	44.51	46.05	72.94	49.94	27.11	21.61	17.91
Cleared(GW)	48.8	47.6	47.2	47.8	50.7	57.2	61.4	62.3	63.6	65.2	66.4	66.9	67.4	67.5	67.6	67.5	67.2	65.9	66.0	68.4	66.5	61.5	55.8	51.7



Preliminary Real-Time Prices with Forecasted and Actual System Load

	HE1	HE2	HE3	HE4	HE5	HE6	HE7	HE8	HE9	HE10	HE11	HE12	HE13	HE14	HE15	HE16	HE17	HE18	HE19	HE20	HE21	HE22	HE23	HE24
CINERGY.HUB	17.75	10.82	2.99	16.45	35.38	36.12	29.99	29.69	40.17	55.42	46.96	70.91	53.30	64.97	103.51	124.78	44.28	36.82	35.06	65.33	32.36	24.89	18.07	16.88
FE.HUB	14.07	-16.76	2.09	-10.34	33.79	32.47	30.64	31.44	40.88	56.30	47.68	71.93	54.03	65.71	104.42	125.71	44.54	37.10	35.37	65.81	32.66	25.13	18.18	16.96
ILLINOIS.HUB	16.21	9.46	2.88	15.82	-4.59	16.18	23.72	25.13	38.43	53.68	45.66	68.82	51.75	63.24	100.63	121.30	43.06	35.68	33.91	63.47	31.54	24.23	17.48	16.26
MICHIGAN.HUB	17.26	7.35	2.99	13.88	39.65	38.80	32.12	31.66	42.26	58.00	49.02	73.99	55.38	67.24	106.33	127.84	45.21	37.70	36.08	68.11	33.61	25.73	18.50	17.33
MINN.HUB	15.80	9.62	2.78	15.50	-4.96	16.04	31.49	58.96	63.12	55.67	53.50	93.35	82.57	94.43	132.08	154.11	72.79	66.00	44.71	85.62	60.47	29.05	17.11	15.72
WPS	20.66	15.33	3.02	16.32	-6.16	32.51	40.76	28.87	42.97	58.67	50.08	75.00	56.45	69.29	109.13	130.64	46.73	38.73	36.53	85.89	34.61	26.10	18.51	17.18
Forecasted(GW)	52.1	50.4	49.4	49.4	51.2	56.1	60.9	63.8	65.5	67.0	68.2	68.9	69.6	70.1	70.2	70.4	70.0	69.2	68.7	70.3	68.9	65.0	59.7	55.3
(RT) - (DA Load)	3.15	2.65	1.96	1.28	0.28	-0.97	-0.09	1.17	1.72	2.21	2.20	3.19	3.54	4.27	4.33	4.36	4.26	4.46	3.29	2.67	3.06	3.49	4.03	3.72



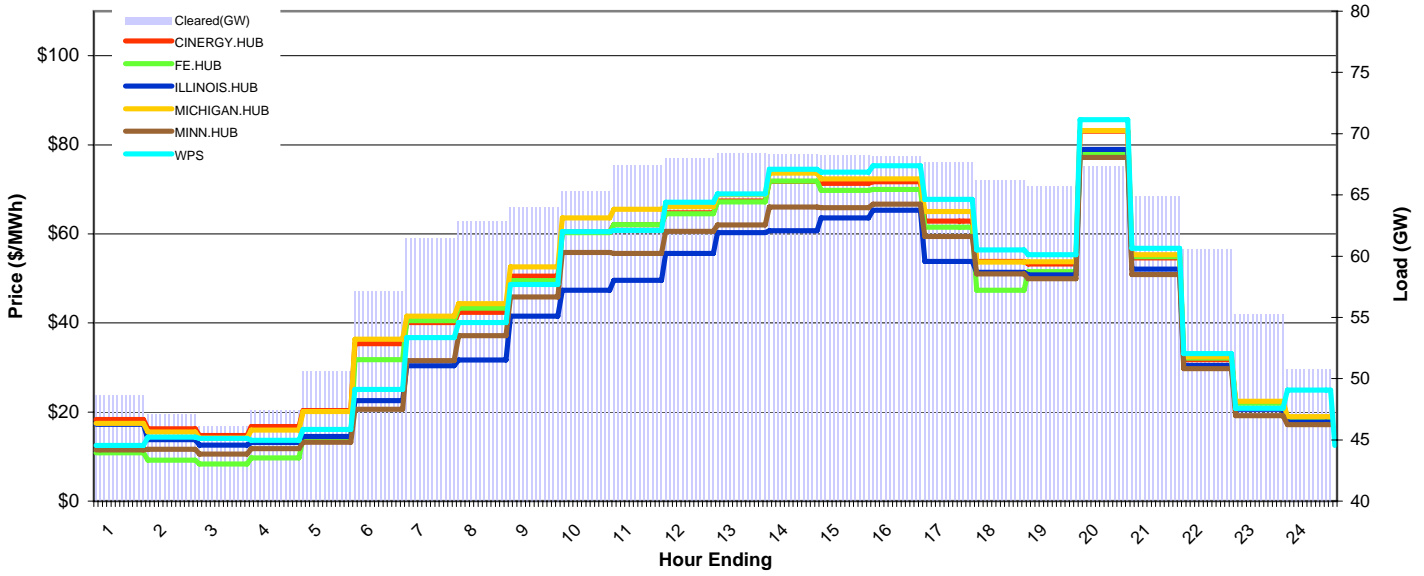
MISO Daily Report

Delivery Day: Friday, September 19, 2008

Price Color Codes: <=0 >=100 >=200

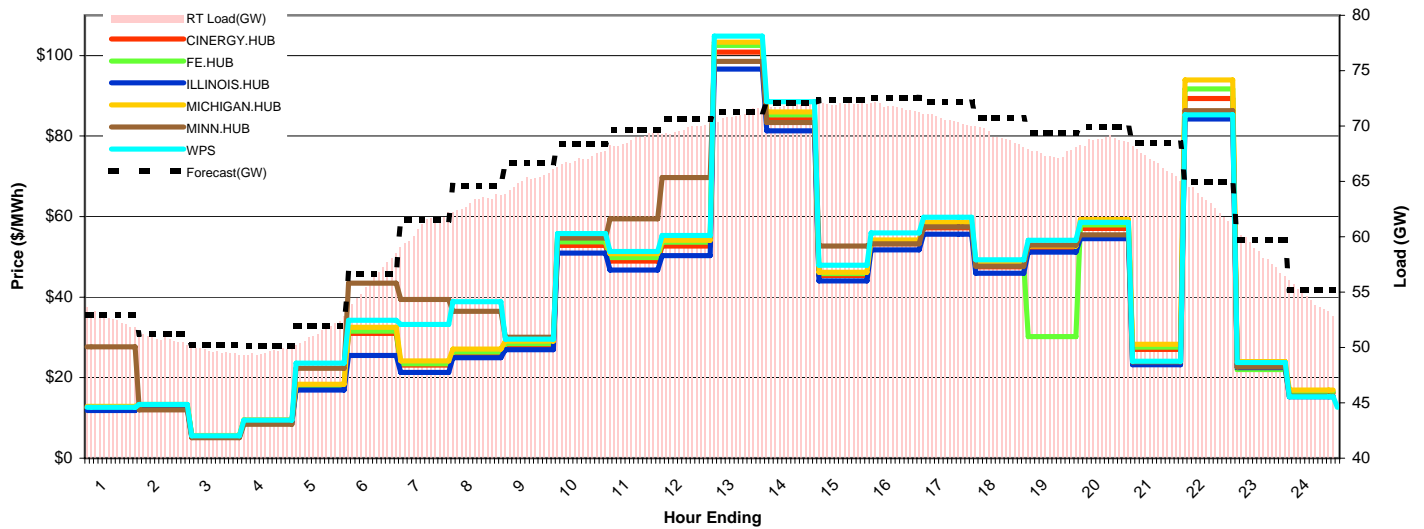
Day-Ahead Prices and Cleared Load

	HE1	HE2	HE3	HE4	HE5	HE6	HE7	HE8	HE9	HE10	HE11	HE12	HE13	HE14	HE15	HE16	HE17	HE18	HE19	HE20	HE21	HE22	HE23	HE24
CINERGY.HUB	18.33	16.21	14.75	16.71	20.36	35.36	40.06	42.39	50.54	60.46	62.05	64.76	67.41	71.77	71.35	71.69	62.89	53.80	53.21	83.05	54.57	31.73	22.19	18.46
FE.HUB	10.85	9.23	8.35	9.69	14.22	31.74	40.52	43.29	49.48	60.29	62.05	64.52	67.20	71.83	69.79	69.95	61.48	47.32	51.48	77.90	54.86	32.15	22.02	18.56
ILLINOIS.HUB	17.26	13.83	12.54	13.18	14.53	22.58	30.39	31.69	41.54	47.33	49.57	55.59	60.31	60.74	63.61	65.30	53.82	51.36	50.80	78.98	52.06	30.46	20.61	17.75
MICHIGAN.HUB	17.47	15.52	14.13	15.98	20.09	36.34	41.52	44.31	52.61	63.62	65.53	66.11	68.80	73.68	72.32	72.35	65.01	53.68	53.72	83.18	55.33	32.42	22.41	19.00
MINN.HUB	11.50	11.65	10.55	11.75	13.20	20.62	31.56	37.11	45.87	55.83	55.64	60.56	62.03	66.00	65.88	66.66	59.42	50.98	49.94	77.18	50.88	29.75	19.15	17.19
WPS	12.47	14.38	14.06	13.69	16.08	25.10	36.72	40.07	48.64	60.51	60.78	67.09	68.97	74.48	73.83	75.32	67.76	56.40	55.31	85.66	56.74	33.14	20.83	24.95
Cleared(GW)	48.6	47.1	46.1	47.4	50.6	57.1	61.5	62.8	64.0	65.3	67.4	67.9	68.4	68.3	68.2	68.2	67.6	66.2	65.7	67.3	64.8	60.5	55.2	50.8



Preliminary Real-Time Prices with Forecasted and Actual System Load

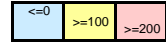
	HE1	HE2	HE3	HE4	HE5	HE6	HE7	HE8	HE9	HE10	HE11	HE12	HE13	HE14	HE15	HE16	HE17	HE18	HE19	HE20	HE21	HE22	HE23	HE24
CINERGY.HUB	12.39	12.99	5.49	9.25	17.70	30.98	23.10	25.98	28.01	52.86	48.96	52.68	100.85	84.09	45.37	53.22	57.25	47.52	52.05	57.09	27.03	89.33	23.16	16.22
FE.HUB	12.46	13.03	5.51	9.30	17.85	31.54	23.45	26.35	28.45	53.74	49.80	53.64	102.52	85.27	45.87	53.72	57.87	48.08	30.23	57.96	27.59	91.72	22.04	16.50
ILLINOIS.HUB	11.83	12.52	5.29	8.88	16.90	25.53	21.33	24.97	26.93	50.92	46.74	50.30	96.64	81.33	44.05	51.77	55.64	45.91	51.16	54.55	23.22	84.25	22.50	15.26
MICHIGAN.HUB	12.85	13.36	5.64	9.54	18.34	32.48	24.15	27.14	29.09	55.00	50.79	54.10	103.29	85.96	46.19	54.19	58.60	48.79	52.68	59.31	28.28	93.96	24.02	16.93
MINN.HUB	27.65	12.00	5.05	8.44	22.36	43.47	39.41	36.45	30.05	54.68	59.45	69.67	98.54	83.35	52.72	53.26	57.44	47.65	52.96	55.51	23.89	86.34	22.69	15.42
WPS	12.60	13.36	5.56	9.47	23.62	34.25	33.19	38.86	29.53	55.79	51.31	55.28	104.84	88.53	47.93	55.94	59.86	49.25	54.16	58.55	24.09	85.25	23.73	15.23
Forecasted(GW)	53.0	51.2	50.2	50.1	51.9	56.7	61.5	64.6	66.7	68.4	69.7	70.6	71.3	72.1	72.3	72.5	72.2	70.7	69.4	69.9	68.4	64.9	59.7	55.2
(RT) - (DA Load)	3.98	3.72	3.58	2.17	0.82	-1.06	-0.59	0.31	1.07	1.71	1.37	1.77	2.62	3.65	3.80	3.52	2.93	2.89	1.87	1.41	1.80	2.52	3.25	3.55



MISO Daily Report

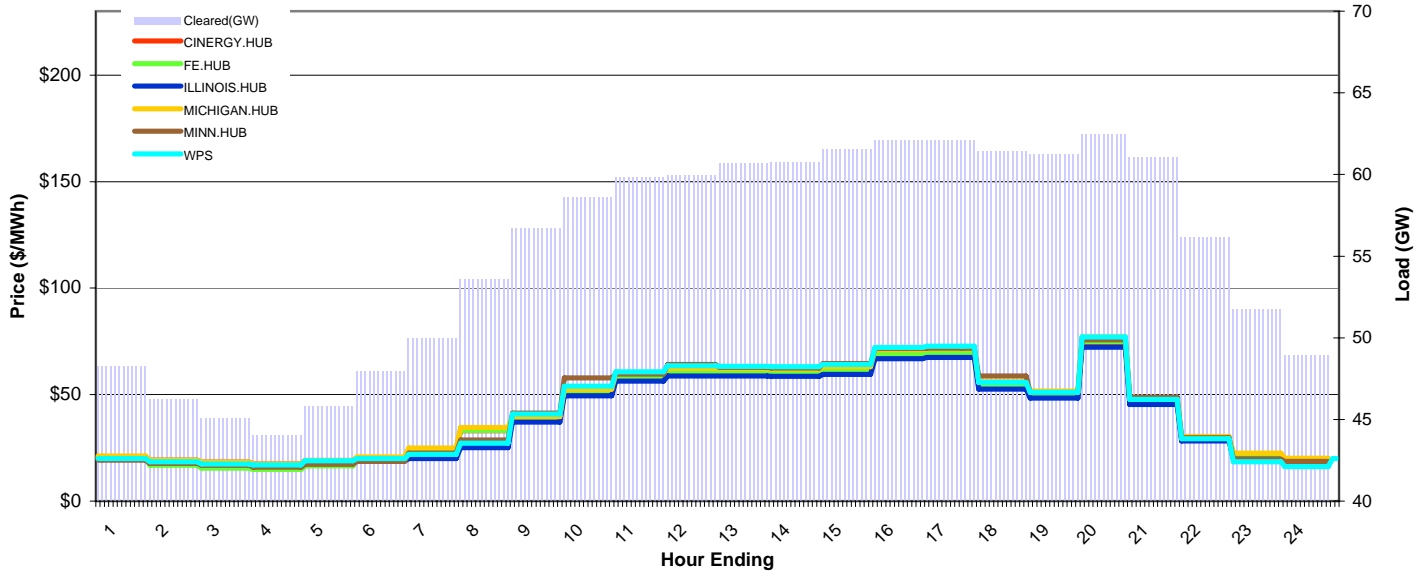
Delivery Day: Saturday, September 20, 2008

Price Color Codes:



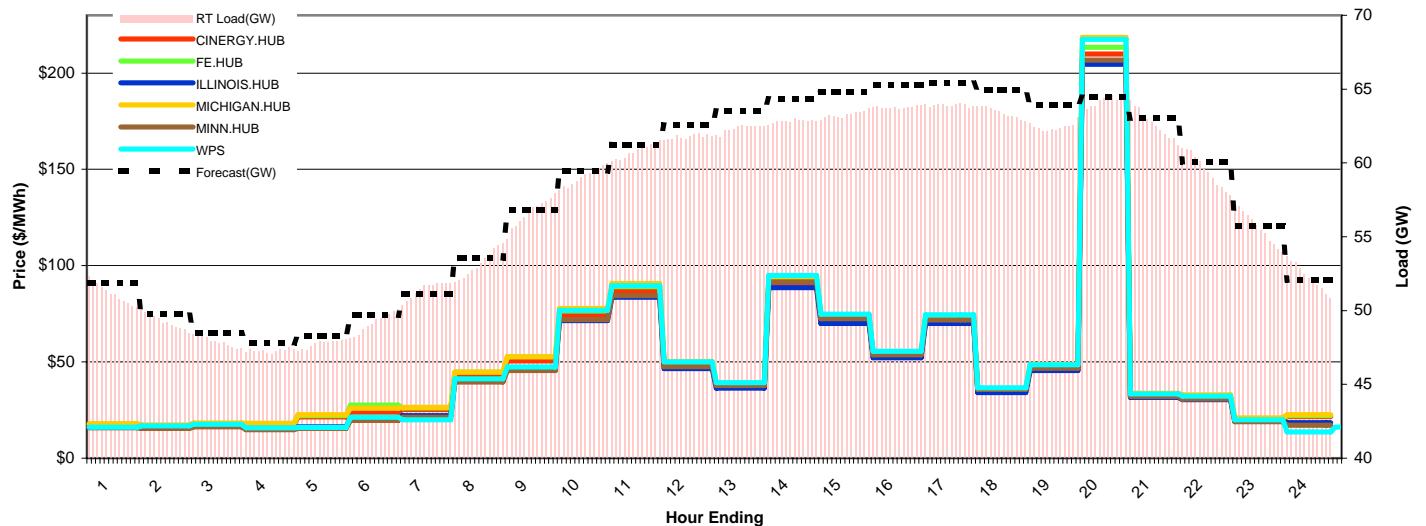
Day-Ahead Prices and Cleared Load

	HE1	HE2	HE3	HE4	HE5	HE6	HE7	HE8	HE9	HE10	HE11	HE12	HE13	HE14	HE15	HE16	HE17	HE18	HE19	HE20	HE21	HE22	HE23	HE24
CINERGY.HUB	20.77	19.19	18.31	17.42	19.15	20.35	24.05	33.00	38.12	50.75	57.56	60.06	60.00	59.84	60.81	68.47	68.99	54.01	49.63	74.39	46.63	28.93	21.90	19.21
FE.HUB	20.17	16.86	15.43	14.86	16.53	20.14	24.06	33.25	38.43	51.77	58.01	60.52	60.54	60.38	61.35	68.93	69.43	54.83	50.14	74.82	47.14	29.41	21.81	19.49
ILLINOIS.HUB	19.57	18.01	17.11	16.31	17.71	18.73	19.95	25.07	37.08	49.49	56.30	58.73	58.68	58.52	59.48	66.90	67.39	52.58	48.30	72.31	45.36	28.22	19.64	17.68
MICHIGAN.HUB	21.20	19.24	18.31	17.47	19.11	20.74	24.96	34.59	39.62	52.60	59.75	62.34	62.23	62.06	63.09	71.00	71.51	56.03	51.65	77.06	48.56	30.30	22.60	20.07
MINN.HUB	19.22	17.71	16.82	15.87	17.24	18.61	22.54	28.65	41.37	57.87	59.58	64.17	62.77	62.49	64.60	71.60	71.81	58.78	50.93	75.68	48.89	29.74	19.70	18.56
WPS	20.03	18.46	17.45	16.95	18.90	19.97	21.88	27.12	40.82	53.97	60.73	63.49	63.31	63.14	64.19	72.18	72.69	55.75	51.02	77.01	47.80	29.25	18.46	16.16
Cleared(GW)	48.2	46.2	45.1	44.0	45.8	47.9	50.0	53.6	56.7	58.6	59.8	60.0	60.7	60.7	61.5	62.1	62.1	61.4	61.2	62.5	61.1	56.2	51.7	48.9



Preliminary Real-Time Prices with Forecasted and Actual System Load

	HE1	HE2	HE3	HE4	HE5	HE6	HE7	HE8	HE9	HE10	HE11	HE12	HE13	HE14	HE15	HE16	HE17	HE18	HE19	HE20	HE21	HE22	HE23	HE24
CINERGY.HUB	17.34	16.60	17.70	17.54	21.47	23.94	25.24	42.60	50.48	74.21	86.59	48.05	37.57	91.26	72.13	53.64	71.86	35.04	47.06	209.87	32.35	31.38	20.06	21.67
FE.HUB	17.51	16.87	17.99	17.83	22.03	27.56	26.10	44.64	52.60	76.47	89.08	49.30	38.50	93.34	73.55	54.63	73.18	35.71	47.98	213.40	33.00	32.05	20.50	22.13
ILLINOIS.HUB	16.12	15.94	16.97	16.29	16.27	20.74	22.02	40.44	46.98	71.41	83.60	46.53	36.46	88.57	70.01	52.15	69.96	34.09	45.59	204.60	31.52	30.45	19.23	18.40
MICHIGAN.HUB	17.91	17.23	18.31	18.12	22.64	25.85	26.49	44.78	52.71	77.81	90.79	50.23	39.02	94.30	74.27	55.15	74.08	36.01	48.66	218.53	33.77	32.89	21.01	22.67
MINN.HUB	15.85	15.50	16.36	14.79	15.47	19.67	21.31	39.60	45.57	71.97	84.42	47.60	37.65	91.51	72.51	53.62	71.79	35.76	46.73	206.79	32.01	30.67	18.89	17.06
WPS	16.09	16.74	17.69	15.85	15.96	21.20	19.98	41.20	47.40	76.76	89.62	49.97	39.15	94.88	74.73	55.54	74.38	36.49	48.50	217.61	33.45	32.17	19.91	13.57
Forecasted(GW)	51.9	49.8	48.5	47.8	48.3	49.7	51.1	53.5	56.8	59.5	61.2	62.6	63.5	64.3	64.8	65.3	65.4	64.9	63.9	64.4	63.0	60.1	55.8	52.1
(RT) - (DA Load)	2.91	3.02	2.82	3.25	1.92	1.20	1.41	-0.43	-0.05	0.47	0.94	1.77	1.62	2.10	1.74	1.67	1.79	1.97	1.23	1.65	1.60	3.33	3.91	3.34



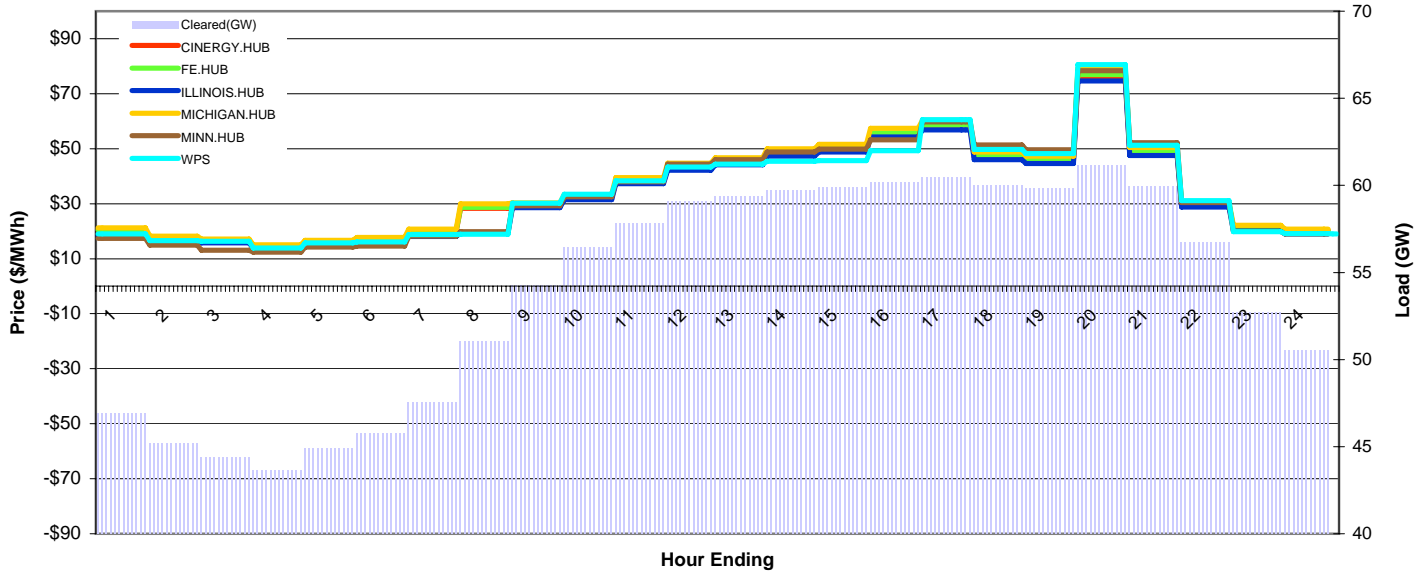
MISO Daily Report

Delivery Day: Sunday, September 21, 2008

Price Color Codes: ≤0 ≥100 ≥200

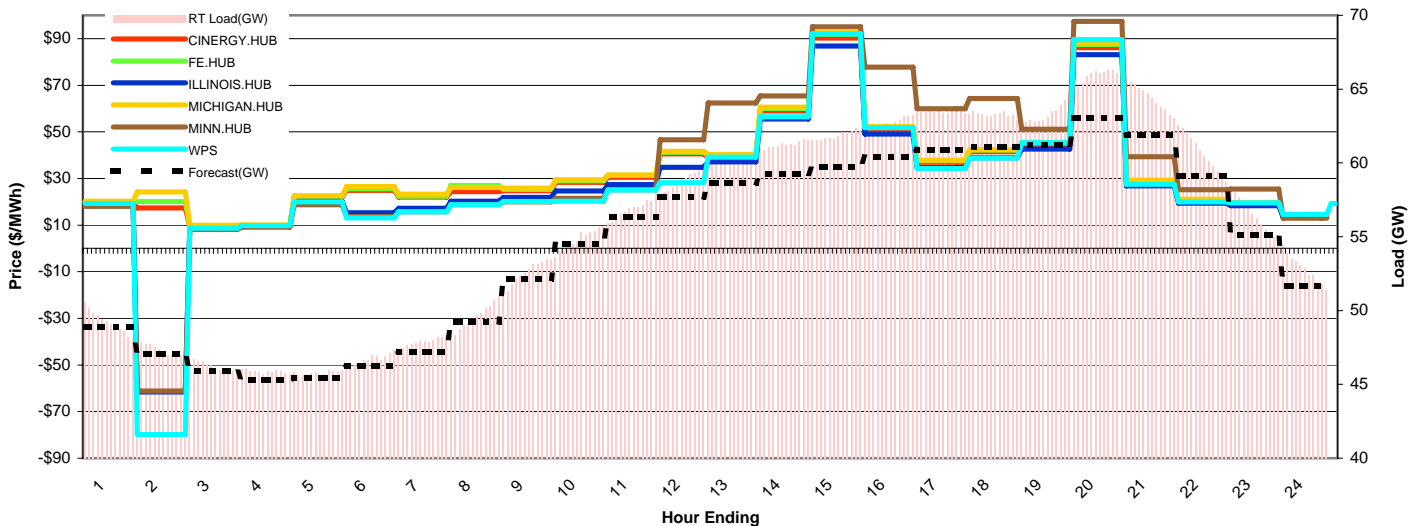
Day-Ahead Prices and Cleared Load

	HE1	HE2	HE3	HE4	HE5	HE6	HE7	HE8	HE9	HE10	HE11	HE12	HE13	HE14	HE15	HE16	HE17	HE18	HE19	HE20	HE21	HE22	HE23	HE24
CINERGY.HUB	20.53	17.68	16.64	14.43	16.27	17.21	20.00	28.29	29.15	32.03	37.89	42.95	44.99	48.18	49.69	55.38	58.08	46.91	45.47	75.95	48.48	29.13	21.58	20.29
FE.HUB	20.58	17.70	16.65	14.61	16.29	17.23	20.13	28.68	29.36	32.39	38.40	43.44	45.57	48.89	50.13	55.79	58.56	47.64	46.07	76.91	49.00	29.68	21.58	20.18
ILLINOIS.HUB	18.45	16.19	15.81	13.76	15.50	15.85	18.05	19.41	28.52	31.45	37.30	42.20	44.19	47.29	48.76	54.28	56.88	46.04	44.65	74.68	47.58	28.80	20.08	19.03
MICHIGAN.HUB	21.21	18.22	17.11	15.02	16.74	17.71	20.78	29.92	30.26	33.37	39.53	44.72	46.76	49.92	51.57	57.36	60.31	48.75	47.35	79.21	50.48	30.57	22.19	20.74
MINN.HUB	17.34	14.92	13.04	12.34	14.27	14.62	18.24	19.84	29.22	32.50	37.97	44.38	46.03	48.83	49.90	53.26	59.80	51.41	49.67	78.40	52.15	30.39	19.95	19.04
WPS	18.98	16.55	16.29	13.92	15.74	16.12	18.77	18.86	30.17	33.49	38.39	43.29	44.34	45.39	45.71	49.26	60.56	49.69	48.19	80.53	51.31	31.06	19.81	19.11
Cleared(GW)	46.9	45.2	44.4	43.7	44.9	45.8	47.5	51.1	54.3	56.4	57.8	59.1	59.4	59.7	59.9	60.2	60.4	60.0	59.8	61.1	59.9	56.7	52.7	50.5



Preliminary Real-Time Prices with Forecasted and Actual System Load

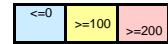
	HE1	HE2	HE3	HE4	HE5	HE6	HE7	HE8	HE9	HE10	HE11	HE12	HE13	HE14	HE15	HE16	HE17	HE18	HE19	HE20	HE21	HE22	HE23	HE24
CINERGY.HUB	19.37	17.33	9.52	9.72	21.82	24.97	22.00	24.42	24.83	28.38	30.53	40.53	39.05	58.99	90.21	51.06	37.03	41.57	44.43	86.08	28.36	20.40	19.04	13.88
FE.HUB	19.81	20.11	9.65	9.80	22.06	25.61	22.47	26.96	25.29	29.01	31.32	41.25	39.81	60.04	91.88	51.90	37.61	42.19	45.17	87.55	28.87	20.71	18.66	13.19
ILLINOIS.HUB	18.51	-61.55	8.75	9.38	20.19	15.25	17.23	20.17	21.91	24.62	27.34	34.84	37.10	55.54	86.88	49.12	34.63	38.85	42.59	83.13	26.84	19.39	18.30	13.34
MICHIGAN.HUB	20.21	24.19	9.90	10.04	22.56	26.62	23.22	26.17	25.87	29.41	31.53	41.67	40.24	60.56	92.57	52.22	37.85	42.36	45.45	88.20	29.24	21.06	19.63	14.34
MINN.HUB	17.98	-61.15	8.17	9.06	18.76	13.68	15.66	18.88	19.99	21.47	25.24	46.53	62.33	65.45	95.11	77.70	59.90	64.27	51.09	97.34	39.37	25.22	25.48	12.98
WPS	19.23	-79.85	8.68	9.80	20.02	13.09	15.75	18.76	20.07	20.24	25.07	28.15	39.22	56.43	91.98	51.88	34.19	38.73	45.32	89.56	27.49	19.90	19.49	14.59
Forecasted(GW)	48.9	47.1	45.9	45.3	45.4	46.2	47.2	49.2	52.2	54.5	56.3	57.7	58.7	59.3	59.7	60.4	60.9	61.1	61.2	63.0	61.9	59.1	55.1	51.6
(RT) - (DA Load)	2.32	2.18	1.88	2.21	0.90	0.91	0.35	-1.49	-1.69	-1.61	-0.93	-0.30	1.02	1.55	1.99	2.52	3.04	3.30	3.55	4.74	4.55	3.99	3.76	2.32



MISO Daily Report

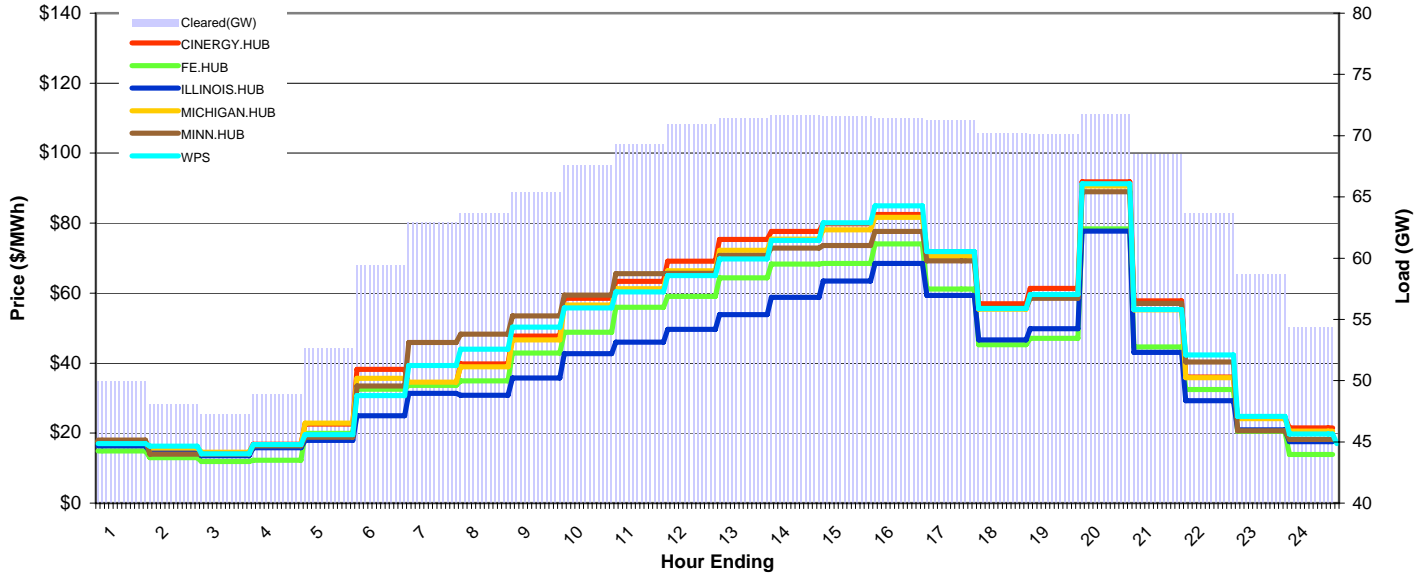
Delivery Day: Tuesday, September 23, 2008

Price Color Codes:



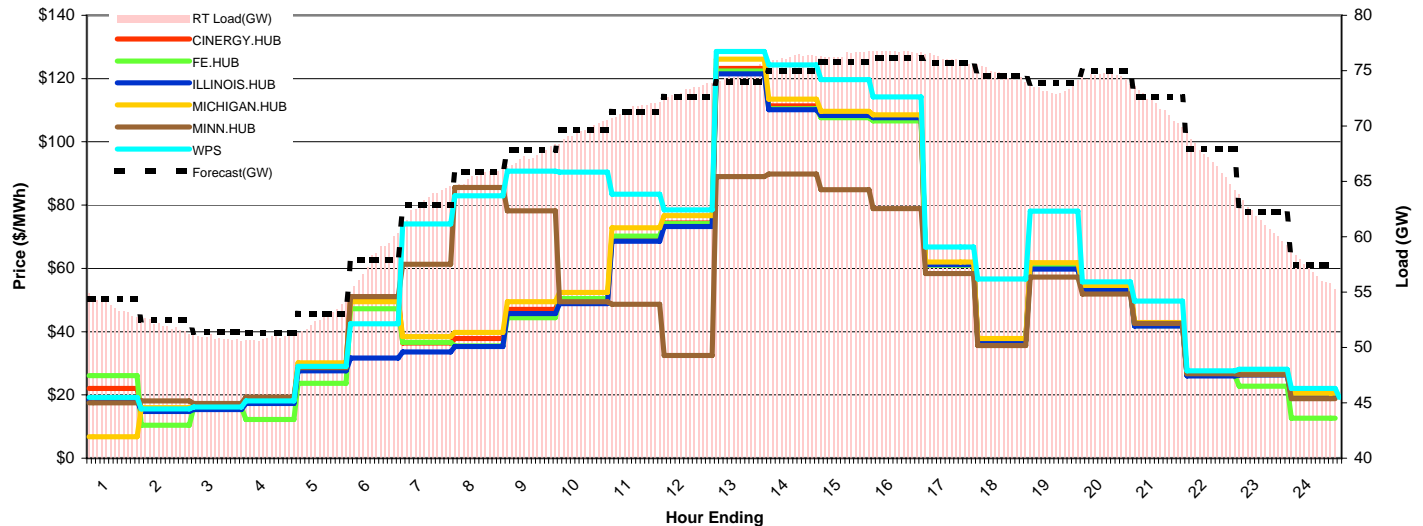
Day-Ahead Prices and Cleared Load

	HE1	HE2	HE3	HE4	HE5	HE6	HE7	HE8	HE9	HE10	HE11	HE12	HE13	HE14	HE15	HE16	HE17	HE18	HE19	HE20	HE21	HE22	HE23	HE24
CINERGY.HUB	17.48	15.58	14.44	16.79	22.59	38.25	33.87	39.76	47.72	58.48	63.38	69.17	75.34	77.61	79.82	82.50	71.89	56.96	61.33	91.83	57.75	36.00	24.37	21.52
FE.HUB	14.90	12.98	11.88	12.25	19.94	32.55	33.61	34.93	42.85	48.82	55.92	59.11	64.41	68.31	68.52	74.03	61.15	45.28	47.12	78.36	44.67	32.44	20.48	13.90
ILLINOIS.HUB	16.38	14.65	13.55	15.82	17.88	24.92	31.37	30.85	35.78	42.68	45.96	49.64	53.90	58.77	63.43	68.51	59.31	46.65	49.87	77.70	43.08	29.30	20.94	17.55
MICHIGAN.HUB	17.70	15.74	14.56	16.52	22.83	35.68	34.55	38.99	46.63	56.59	61.24	66.43	72.28	75.42	78.05	81.66	70.54	55.42	59.36	90.59	55.24	35.83	24.17	20.62
MINN.HUB	18.02	14.00	14.00	16.40	18.85	33.44	45.88	48.27	53.45	59.41	65.61	65.64	70.76	72.89	73.58	77.59	69.26	55.80	58.49	88.93	57.09	40.36	20.68	18.20
WPS	17.04	16.31	14.07	16.70	19.61	30.71	39.28	43.99	50.32	55.77	60.36	65.06	69.77	75.04	80.14	84.92	71.86	55.58	59.60	91.26	55.36	42.37	24.80	19.78
Cleared(GW)	49.9	48.1	47.2	48.9	52.6	59.4	62.9	63.6	65.3	67.6	69.3	70.9	71.4	71.7	71.6	71.4	71.3	70.1	70.1	71.7	68.5	63.7	58.7	54.4



Preliminary Real-Time Prices with Forecasted and Actual System Load

	HE1	HE2	HE3	HE4	HE5	HE6	HE7	HE8	HE9	HE10	HE11	HE12	HE13	HE14	HE15	HE16	HE17	HE18	HE19	HE20	HE21	HE22	HE23	HE24
CINERGY.HUB	22.07	15.46	16.07	18.07	29.33	50.91	36.44	37.79	47.01	49.93	69.90	74.37	123.22	111.40	109.01	108.18	61.73	37.53	60.89	53.63	42.09	26.24	26.79	19.89
FE.HUB	26.09	10.42	16.09	12.28	23.71	47.22	36.66	35.55	44.37	50.48	70.17	74.16	122.35	110.51	107.59	106.62	60.95	37.08	60.51	53.23	41.91	26.24	22.72	12.68
ILLINOIS.HUB	18.44	14.81	15.40	17.25	27.66	31.64	33.58	35.29	45.68	48.84	68.63	73.27	121.45	110.18	108.34	107.61	61.25	37.10	59.81	53.05	41.80	25.98	26.34	19.42
MICHIGAN.HUB	6.75	15.94	16.59	18.57	30.11	49.44	38.44	39.75	49.48	52.38	72.82	76.64	126.12	113.48	109.67	108.52	62.05	37.85	61.82	54.64	42.93	27.01	27.67	20.55
MINN.HUB	17.48	18.14	17.25	19.36	28.66	51.10	61.32	85.54	78.17	49.49	48.65	32.49	89.01	89.80	84.83	78.94	58.35	35.58	57.25	51.92	42.59	26.68	26.45	18.84
WPS	19.25	15.61	16.20	18.11	29.07	42.50	74.09	82.91	90.70	90.45	83.44	78.52	128.57	124.37	119.63	114.18	66.79	56.70	78.09	55.78	49.70	27.64	28.08	22.01
Forecasted(GW)	54.4	52.5	51.4	51.3	53.1	57.9	62.9	65.8	67.8	69.7	71.3	72.7	74.0	75.0	75.8	76.1	75.7	74.6	73.9	75.0	72.6	67.9	62.2	57.4
(RT) - (DA Load)	3.77	3.84	3.62	2.00	-0.01	-1.54	0.28	1.83	1.93	1.99	2.26	2.27	3.35	4.49	4.82	5.28	4.83	4.58	3.27	2.74	3.27	3.19	2.66	2.55



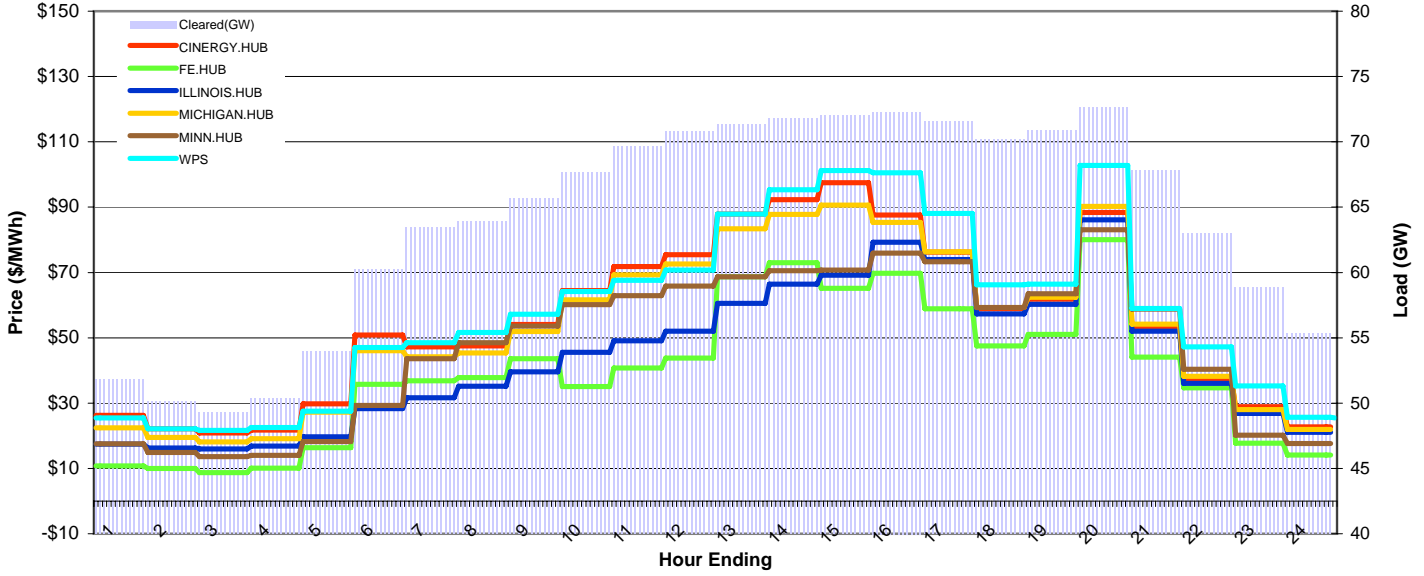
MISO Daily Report

Delivery Day: Wednesday, September 24, 2008

Price Color Codes: ≤0 ≥100 ≥200

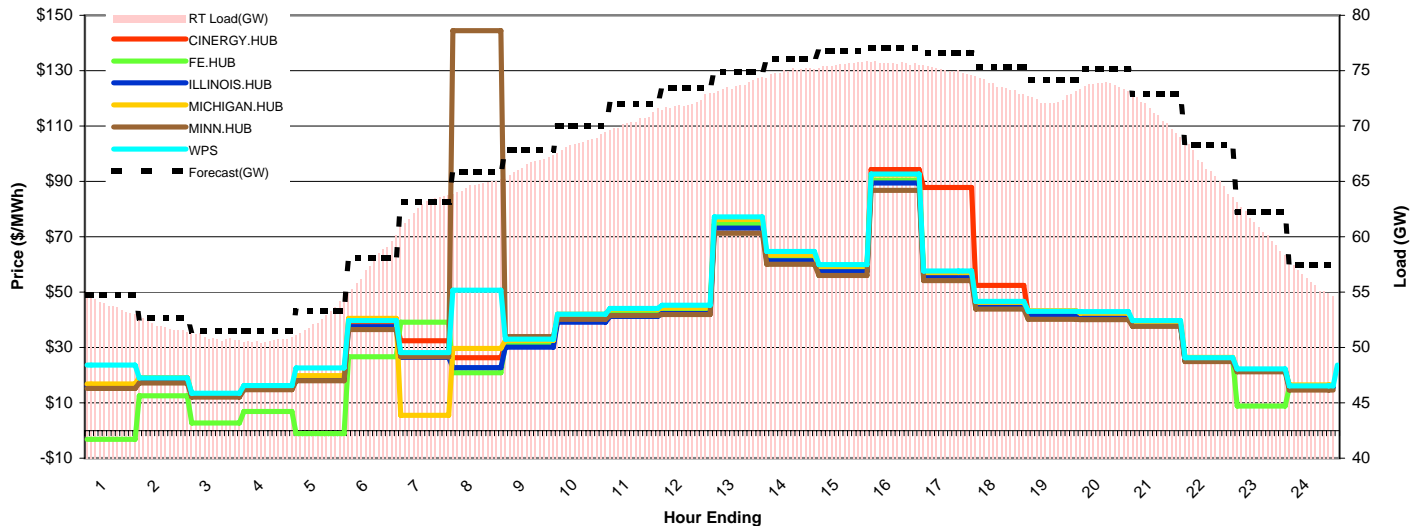
Day-Ahead Prices and Cleared Load

	HE1	HE2	HE3	HE4	HE5	HE6	HE7	HE8	HE9	HE10	HE11	HE12	HE13	HE14	HE15	HE16	HE17	HE18	HE19	HE20	HE21	HE22	HE23	HE24
CINERGY.HUB	26.21	22.14	20.88	21.71	29.81	50.84	47.19	47.52	54.06	64.45	71.86	75.47	87.85	92.26	97.47	87.56	76.19	58.87	61.83	88.39	53.42	37.18	28.91	22.73
FE.HUB	10.79	10.02	8.71	10.05	16.37	35.73	36.88	37.83	43.55	35.09	40.73	43.80	68.72	73.02	65.12	69.72	58.88	47.55	51.08	80.00	44.13	34.69	17.69	14.09
ILLINOIS.HUB	17.43	16.21	15.97	16.80	19.65	28.33	31.62	35.21	39.54	45.53	49.05	52.05	60.58	66.39	69.17	79.30	73.94	57.33	60.24	86.15	51.98	36.06	26.81	21.04
MICHIGAN.HUB	22.39	19.48	18.14	19.14	27.19	46.05	44.18	45.35	51.96	61.66	69.29	72.55	83.41	87.83	90.63	85.37	76.32	59.30	62.42	90.19	54.17	38.22	27.97	21.93
MINN.HUB	17.58	14.85	13.65	14.00	18.24	29.25	43.58	48.51	53.54	60.12	62.85	65.87	68.67	70.57	70.77	75.94	73.24	59.27	63.50	83.11	58.78	40.36	20.21	17.59
WPS	25.47	22.15	21.63	22.52	27.52	47.06	48.49	51.63	57.25	64.19	67.60	70.73	87.83	95.37	101.18	100.52	88.10	66.22	66.47	102.81	58.96	47.26	35.25	25.70
Cleared(GW)	51.8	50.1	49.3	50.3	53.9	60.3	63.4	63.9	65.7	67.7	69.7	70.8	71.4	71.8	72.0	72.3	71.5	70.2	70.9	72.6	67.8	63.0	58.9	55.3



Preliminary Real-Time Prices with Forecasted and Actual System Load

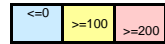
	HE1	HE2	HE3	HE4	HE5	HE6	HE7	HE8	HE9	HE10	HE11	HE12	HE13	HE14	HE15	HE16	HE17	HE18	HE19	HE20	HE21	HE22	HE23	HE24
CINERGY.HUB	16.32	18.57	12.91	15.67	19.21	39.18	32.46	26.33	30.89	40.06	41.99	42.98	74.41	62.17	58.08	94.30	87.76	52.37	42.37	41.38	38.18	25.48	22.05	15.75
FE.HUB	-3.18	12.53	2.77	6.86	-1.05	26.66	39.13	20.81	31.24	40.37	42.30	43.16	74.51	62.06	57.86	90.30	55.89	45.40	42.34	41.34	38.12	25.54	8.88	15.83
ILLINOIS.HUB	15.86	17.98	12.47	15.14	18.49	37.54	26.39	22.69	30.06	39.13	41.22	42.24	73.07	61.30	57.35	89.45	55.47	44.97	41.63	40.91	37.92	25.20	21.75	15.38
MICHIGAN.HUB	16.85	19.14	13.27	16.11	19.80	40.57	5.54	29.67	32.52	42.07	43.82	44.28	76.30	63.43	59.21	92.35	57.07	46.32	43.26	42.37	39.19	26.39	21.49	16.47
MINN.HUB	15.24	17.18	12.03	14.75	17.98	36.52	26.67	144.47	33.88	40.15	41.52	41.91	71.23	60.07	55.97	86.75	54.12	43.93	40.21	40.05	37.58	24.94	21.16	14.67
WPS	23.64	19.01	13.42	16.28	22.58	39.71	28.15	50.73	33.02	42.03	44.16	45.25	77.18	64.71	59.93	92.61	57.58	46.66	43.08	42.95	39.73	26.35	22.21	16.07
Forecasted(GW)	54.7	52.7	51.5	51.5	53.3	58.1	63.2	65.8	67.9	70.0	72.0	73.4	74.9	76.0	76.8	77.1	76.6	75.3	74.2	75.2	72.9	68.3	62.2	57.4
(RT) - (DA Load)	2.02	1.86	1.62	0.30	-1.33	-2.67	-0.70	0.75	0.77	0.84	0.83	1.27	2.33	3.16	3.62	3.41	3.52	3.44	1.57	1.03	3.25	3.13	1.85	0.75



MISO Daily Report

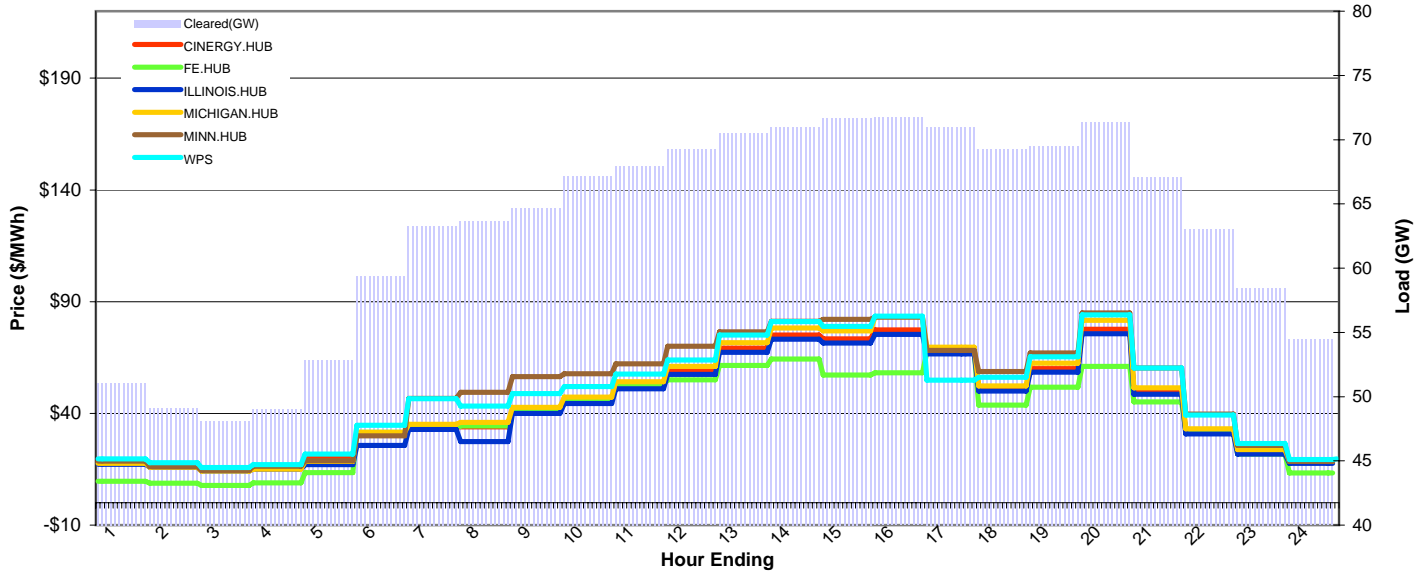
Delivery Day: Thursday, September 25, 2008

Price Color Codes:



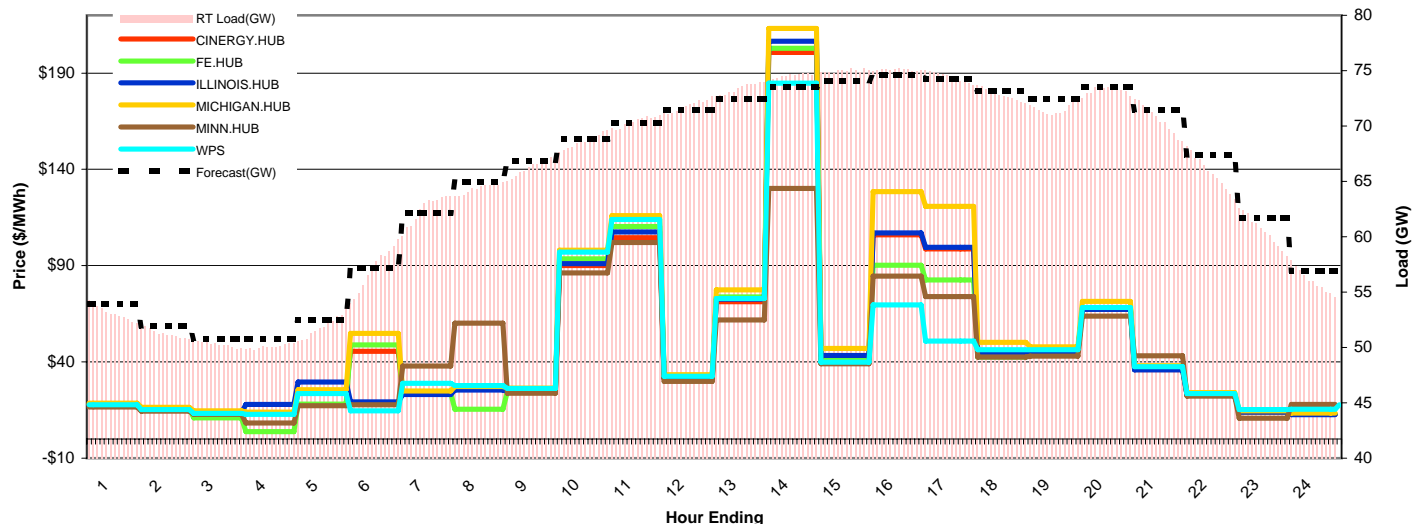
Day-Ahead Prices and Cleared Load

	HE1	HE2	HE3	HE4	HE5	HE6	HE7	HE8	HE9	HE10	HE11	HE12	HE13	HE14	HE15	HE16	HE17	HE18	HE19	HE20	HE21	HE22	HE23	HE24
CINERGY.HUB	18.57	16.63	15.12	16.15	19.84	31.26	33.98	33.94	41.14	45.63	52.38	58.99	69.18	75.08	73.37	77.29	68.64	51.40	60.00	77.67	50.09	31.80	23.05	18.50
FE.HUB	9.63	8.83	7.75	8.84	13.51	31.54	33.99	34.44	41.62	46.15	52.95	55.04	61.51	64.37	57.20	58.12	67.29	43.69	51.74	61.05	45.11	32.20	21.84	13.35
ILLINOIS.HUB	17.23	15.89	14.20	15.09	17.03	25.67	32.75	27.43	39.96	44.38	51.00	57.45	67.39	73.15	71.48	75.30	66.69	50.06	58.44	75.67	48.58	30.79	21.84	17.64
MICHIGAN.HUB	17.60	15.85	14.19	15.01	18.43	31.52	35.11	36.04	42.68	47.30	54.23	61.06	71.58	78.23	76.86	83.18	69.65	52.25	62.52	81.72	51.48	33.06	23.74	18.43
MINN.HUB	18.62	16.24	14.53	16.31	18.79	30.00	46.69	49.38	56.46	57.79	62.15	70.08	76.47	81.20	82.12	83.08	68.13	58.78	67.00	84.88	60.28	39.71	25.65	18.48
WPS	19.61	17.96	15.83	17.05	21.76	34.74	46.61	43.32	48.89	51.96	57.58	63.90	75.09	81.03	78.90	83.49	54.83	56.12	65.36	84.14	60.38	39.32	26.59	19.35
Cleared(GW)	51.0	49.1	48.1	49.0	52.9	59.4	63.3	63.6	64.7	67.2	68.0	69.2	70.5	71.0	71.7	71.7	71.0	69.3	69.5	71.4	67.1	63.0	58.5	54.5



Preliminary Real-Time Prices with Forecasted and Actual System Load

	HE1	HE2	HE3	HE4	HE5	HE6	HE7	HE8	HE9	HE10	HE11	HE12	HE13	HE14	HE15	HE16	HE17	HE18	HE19	HE20	HE21	HE22	HE23	HE24
CINERGY.HUB	17.76	15.76	13.99	13.46	24.34	45.52	23.57	25.85	25.02	90.12	104.54	31.19	71.32	200.80	43.10	106.08	98.73	44.95	45.50	67.40	36.01	22.92	14.01	12.83
FE.HUB	17.84	15.82	11.01	3.87	18.15	48.76	23.85	15.47	24.53	93.57	110.32	31.76	73.80	202.85	41.54	90.23	82.54	42.48	45.83	67.84	36.36	23.16	14.14	12.96
ILLINOIS.HUB	17.25	15.27	13.56	17.94	29.51	19.32	23.04	25.37	24.65	91.00	107.56	31.39	72.66	206.47	43.42	106.99	99.56	45.03	45.36	67.30	35.94	22.77	13.86	12.56
MICHIGAN.HUB	18.57	16.46	14.57	13.98	25.59	54.76	24.89	27.28	26.35	97.94	115.95	33.38	77.41	213.26	47.03	128.49	120.82	50.22	47.84	71.35	38.05	24.09	14.64	13.48
MINN.HUB	16.54	14.45	12.85	8.27	17.22	17.80	37.80	60.16	23.66	86.28	101.93	29.82	61.81	130.07	39.08	84.57	73.88	42.59	43.02	63.79	43.22	22.26	10.76	17.97
WPS	17.74	15.21	13.21	12.80	23.62	14.54	28.94	27.75	26.15	97.05	114.04	32.62	73.00	184.85	39.82	69.55	50.89	46.36	46.39	68.26	37.47	23.50	15.18	15.41
Forecasted(GW)	53.9	51.9	50.8	50.7	52.5	57.2	62.1	65.0	66.9	68.8	70.2	71.4	72.5	73.6	74.1	74.6	74.3	73.2	72.4	73.6	71.5	67.4	61.7	56.9
(RT) - (DA Load)	2.08	2.17	2.17	1.09	-1.00	-2.34	-0.78	0.72	1.66	1.45	2.42	2.61	2.90	3.60	3.33	3.37	3.50	3.58	2.04	1.83	3.51	2.79	2.11	1.57



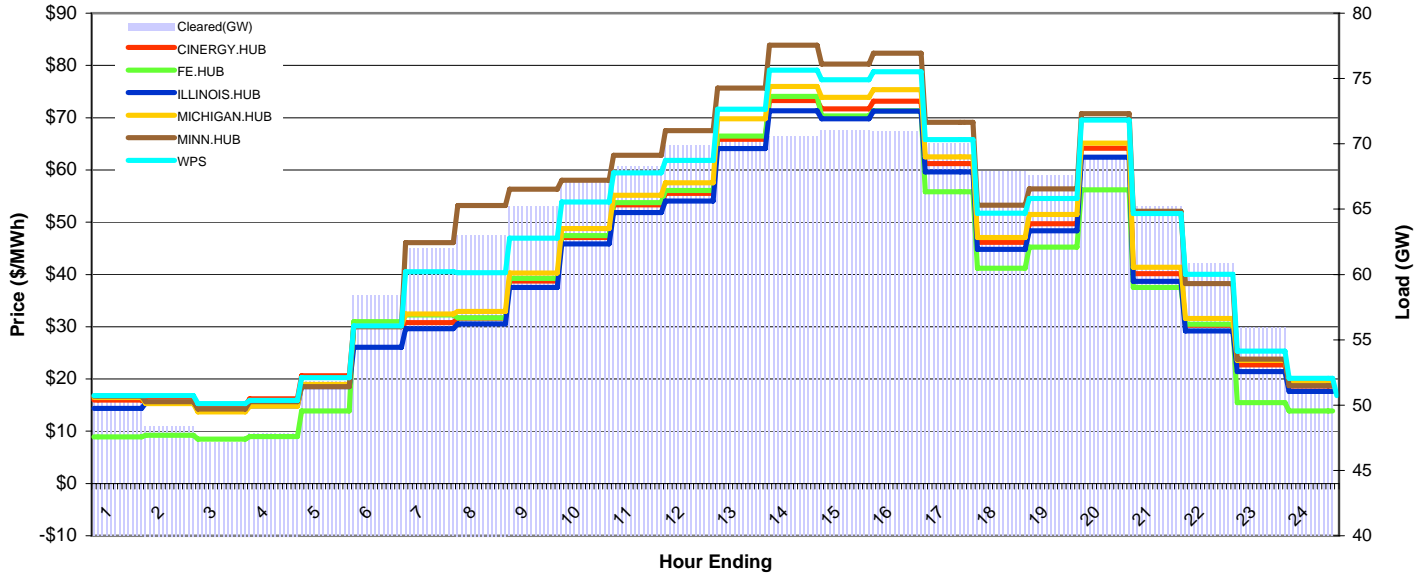
MISO Daily Report

Delivery Day: Friday, September 26, 2008

Price Color Codes: ≤0 ≥100 ≥200

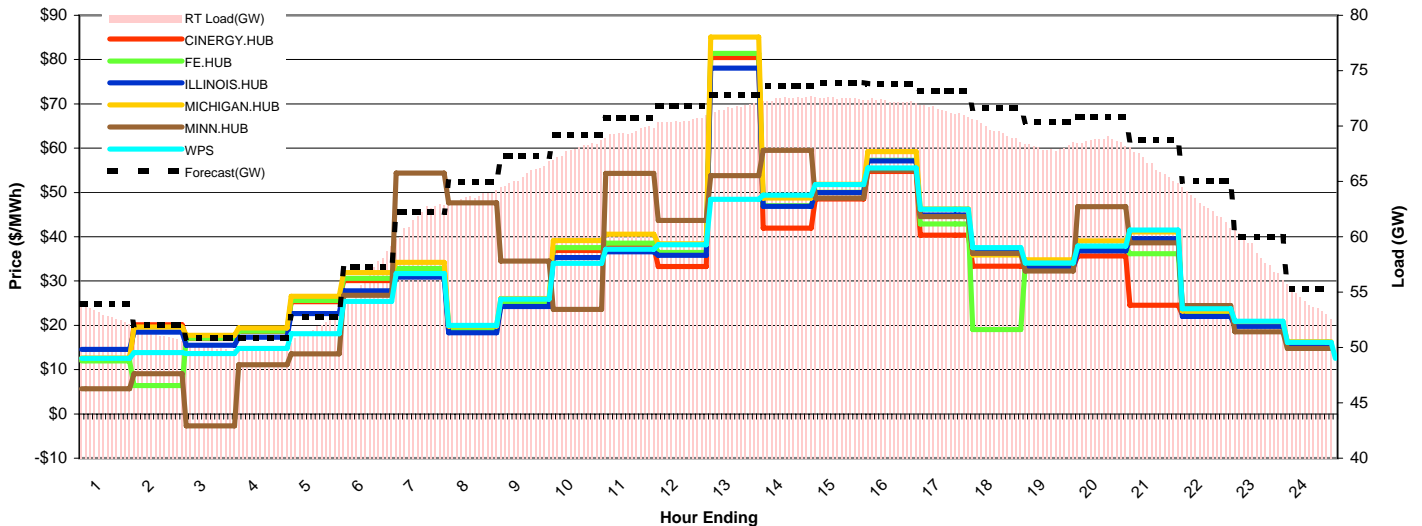
Day-Ahead Prices and Cleared Load

	HE1	HE2	HE3	HE4	HE5	HE6	HE7	HE8	HE9	HE10	HE11	HE12	HE13	HE14	HE15	HE16	HE17	HE18	HE19	HE20	HE21	HE22	HE23	HE24
CINERGY.HUB	15.99	16.55	14.91	16.20	20.60	30.06	30.80	31.64	38.73	47.08	53.29	55.53	65.85	73.28	71.67	73.18	61.24	46.16	49.72	64.14	40.15	30.30	22.68	18.63
FE.HUB	8.93	9.24	8.52	8.96	13.89	30.94	32.25	31.68	39.23	47.45	53.75	56.07	66.49	74.06	70.33	71.30	55.83	41.17	45.22	56.19	37.54	30.45	15.50	13.90
ILLINOIS.HUB	14.38	15.39	14.13	14.87	18.52	26.09	29.59	30.55	37.53	45.82	51.87	54.06	64.09	71.35	69.78	71.25	59.61	44.82	48.37	62.42	38.70	29.21	21.39	17.62
MICHIGAN.HUB	16.43	15.30	13.70	14.83	18.97	30.16	32.41	32.92	40.27	48.77	55.18	57.52	69.79	75.95	73.87	75.35	62.51	47.05	51.49	65.13	41.37	31.58	23.53	19.31
MINN.HUB	16.70	15.68	14.24	15.65	18.55	30.00	46.11	53.19	56.32	58.03	62.81	67.54	75.70	83.87	80.26	82.32	69.09	53.26	56.39	70.78	52.09	38.27	23.80	18.70
WPS	16.85	16.83	15.31	15.89	20.25	30.19	40.52	40.31	46.96	53.85	59.43	61.82	71.60	79.12	77.26	78.81	65.79	51.74	54.56	69.54	51.65	40.02	25.31	20.11
Cleared(GW)	50.4	48.4	47.2	47.9	51.8	58.4	62.0	63.0	65.2	67.3	68.3	69.9	70.5	70.5	71.0	70.9	70.0	67.9	67.6	68.9	65.2	60.8	55.9	51.4



Preliminary Real-Time Prices with Forecasted and Actual System Load

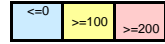
	HE1	HE2	HE3	HE4	HE5	HE6	HE7	HE8	HE9	HE10	HE11	HE12	HE13	HE14	HE15	HE16	HE17	HE18	HE19	HE20	HE21	HE22	HE23	HE24
CINERGY.HUB	12.15	20.15	17.02	18.59	25.34	30.09	32.31	18.70	24.61	36.86	37.89	33.28	80.49	41.94	48.55	54.73	40.33	33.32	33.12	35.65	24.51	22.38	20.22	15.85
FE.HUB	11.99	6.37	17.11	18.71	25.60	30.61	32.82	19.09	25.09	37.51	38.57	36.49	81.39	47.02	50.04	57.26	42.89	19.05	33.77	37.63	36.15	22.52	20.38	15.06
ILLINOIS.HUB	14.59	18.47	15.48	17.30	22.67	27.80	30.88	18.31	24.23	35.27	36.64	35.79	78.09	46.89	49.94	57.15	44.90	36.62	32.95	36.81	39.60	21.99	19.80	15.48
MICHIGAN.HUB	12.59	19.59	17.73	19.38	26.55	31.91	34.20	19.85	26.02	39.15	40.61	38.39	85.06	48.75	51.85	59.23	46.32	35.90	34.83	39.07	41.05	23.23	20.87	16.29
MINN.HUB	5.68	9.08	-2.68	11.12	13.53	26.81	54.39	47.64	34.48	23.59	54.30	43.70	53.79	59.54	48.77	55.00	44.52	36.21	32.25	46.80	38.63	24.44	18.51	14.80
WPS	12.56	13.87	13.62	14.80	18.11	25.38	31.70	19.99	25.93	33.97	37.18	38.22	48.43	49.37	51.75	55.53	46.25	37.58	34.05	37.92	41.51	23.76	20.94	16.14
Forecasted(GW)	53.9	52.1	50.9	50.9	52.7	57.3	62.2	65.0	67.3	69.2	70.8	71.8	72.8	73.6	73.9	73.8	73.2	71.6	70.4	70.8	68.7	65.0	60.0	55.3
(RT) - (DA Load)	2.61	2.79	2.91	2.05	0.10	-1.97	-0.21	0.59	0.32	0.59	1.22	0.67	1.20	1.96	1.52	1.34	1.40	1.68	0.48	-0.18	1.19	1.87	2.51	2.63



MISO Daily Report

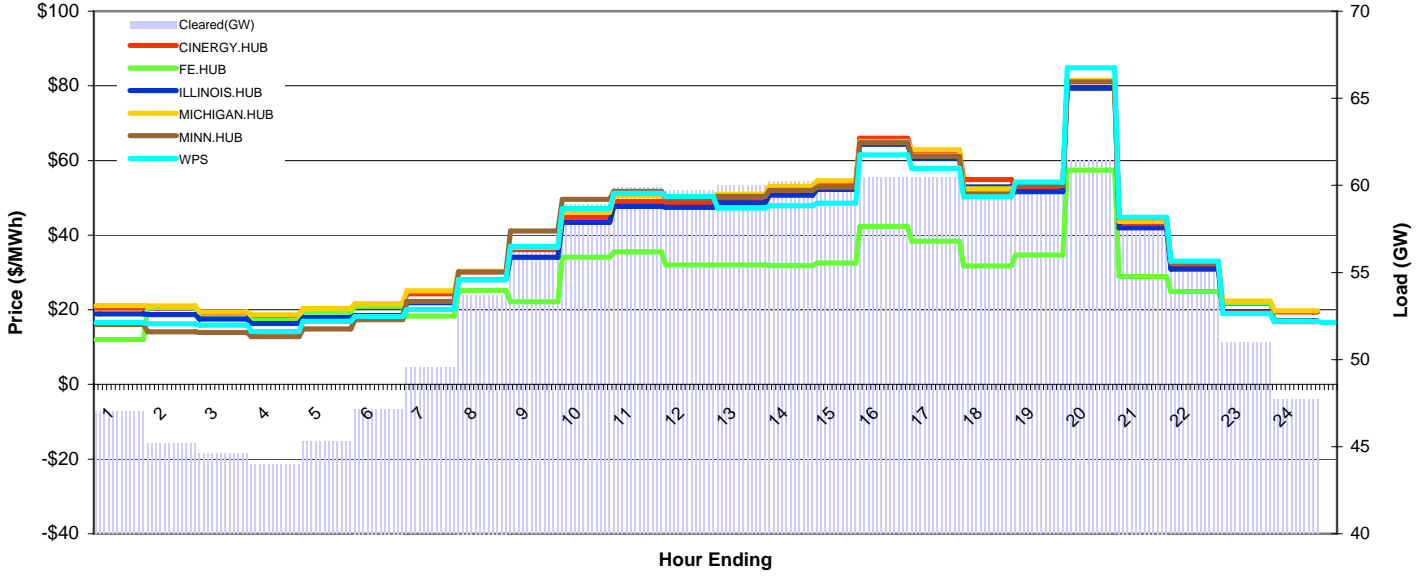
Delivery Day: Saturday, September 27, 2008

Price Color Codes:



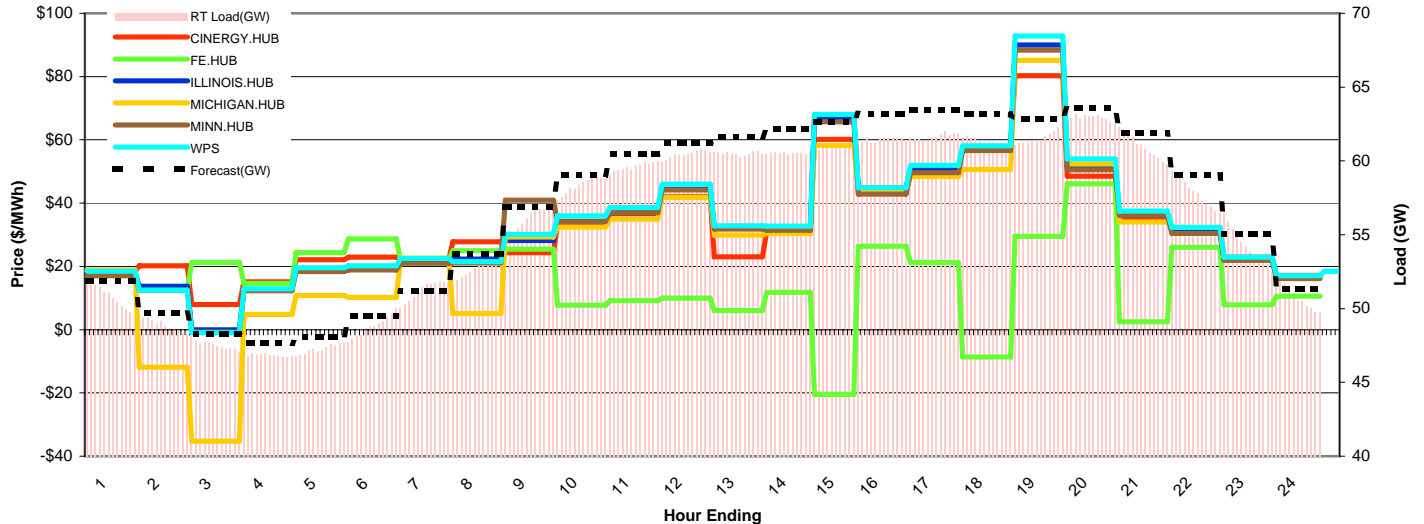
Day-Ahead Prices and Cleared Load

	HE1	HE2	HE3	HE4	HE5	HE6	HE7	HE8	HE9	HE10	HE11	HE12	HE13	HE14	HE15	HE16	HE17	HE18	HE19	HE20	HE21	HE22	HE23	HE24
CINERGY.HUB	20.56	20.46	19.17	18.37	19.74	20.94	24.29	30.22	36.13	44.76	48.99	48.73	49.86	52.03	53.59	65.96	62.50	54.90	52.96	81.28	43.31	31.74	21.74	19.37
FE.HUB	12.00	20.57	17.74	17.22	19.44	20.99	18.26	25.16	22.12	34.03	35.51	31.99	32.01	31.83	32.53	42.34	38.33	31.72	34.69	67.38	28.96	24.87	21.91	17.14
ILLINOIS.HUB	18.88	18.76	17.54	16.35	17.94	18.51	21.93	28.05	34.10	43.39	47.70	47.45	48.61	50.74	52.27	64.32	60.66	52.97	51.69	79.33	41.96	30.88	19.40	17.02
MICHIGAN.HUB	21.10	21.06	19.42	18.64	20.37	21.61	25.05	30.33	36.77	46.15	50.49	50.22	50.95	53.03	54.55	65.08	62.84	52.45	53.40	81.44	43.71	32.71	22.33	19.72
MINN.HUB	16.10	14.09	13.91	12.78	14.87	17.35	22.21	30.17	41.11	49.62	51.70	49.94	50.32	51.99	52.81	64.75	61.10	51.05	53.31	81.02	44.74	32.44	19.19	16.86
WPS	16.55	16.24	15.86	14.14	16.92	18.23	20.11	28.04	37.03	47.07	51.19	50.38	47.28	47.86	48.54	61.52	57.90	50.29	54.20	84.85	44.78	33.08	18.98	16.94
Cleared(GW)	47.0	45.2	44.6	44.0	45.3	47.2	49.6	53.7	56.5	58.9	59.9	59.7	60.0	60.2	60.0	60.5	60.5	59.7	59.9	61.4	58.3	55.2	51.0	47.7



Preliminary Real-Time Prices with Forecasted and Actual System Load

	HE1	HE2	HE3	HE4	HE5	HE6	HE7	HE8	HE9	HE10	HE11	HE12	HE13	HE14	HE15	HE16	HE17	HE18	HE19	HE20	HE21	HE22	HE23	HE24
CINERGY.HUB	18.33	20.18	7.94	15.08	22.12	22.93	22.26	27.79	24.33	33.09	36.68	42.06	23.03	30.94	60.13	44.84	51.14	57.86	80.24	48.47	35.21	31.36	22.92	17.15
FE.HUB	18.44	12.66	21.22	14.62	24.32	28.68	21.85	24.96	25.47	7.74	9.18	9.93	6.00	11.84	-20.43	26.32	21.17	-8.62	29.48	46.13	2.49	26.06	7.82	10.54
ILLINOIS.HUB	17.77	13.72	-0.05	12.73	19.20	19.70	21.56	22.36	28.18	34.26	37.01	44.36	32.08	31.90	67.07	44.36	50.71	57.11	89.94	51.40	36.29	31.20	22.51	16.65
MICHIGAN.HUB	18.88	-11.86	-35.21	4.86	10.73	10.14	22.66	5.10	29.29	32.43	35.00	41.81	29.90	30.45	58.19	43.46	48.41	50.63	85.11	52.35	34.03	32.33	21.94	16.89
MINN.HUB	17.10	12.46	-0.79	12.27	18.39	18.89	20.97	21.14	40.92	34.10	36.94	44.17	31.78	31.37	65.72	42.84	49.66	56.61	88.41	50.57	36.18	30.44	21.88	16.11
WPS	18.48	12.50	-0.96	12.89	19.58	20.19	22.48	21.54	30.09	35.95	38.59	45.96	32.84	32.77	68.07	44.84	51.91	58.13	92.77	53.95	37.52	32.37	22.87	17.08
Forecasted(GW)	51.8	49.7	48.3	47.7	48.0	49.5	51.2	53.7	56.9	59.1	60.5	61.2	61.6	62.2	62.6	63.2	63.5	63.1	62.9	63.6	61.9	59.0	55.0	51.4
(RT) - (DA Load)	3.81	3.68	2.95	2.88	1.96	1.65	1.68	-0.87	-0.47	-0.58	-0.29	0.77	0.52	0.35	0.92	0.97	1.19	1.64	1.76	1.48	2.68	2.61	3.23	3.15



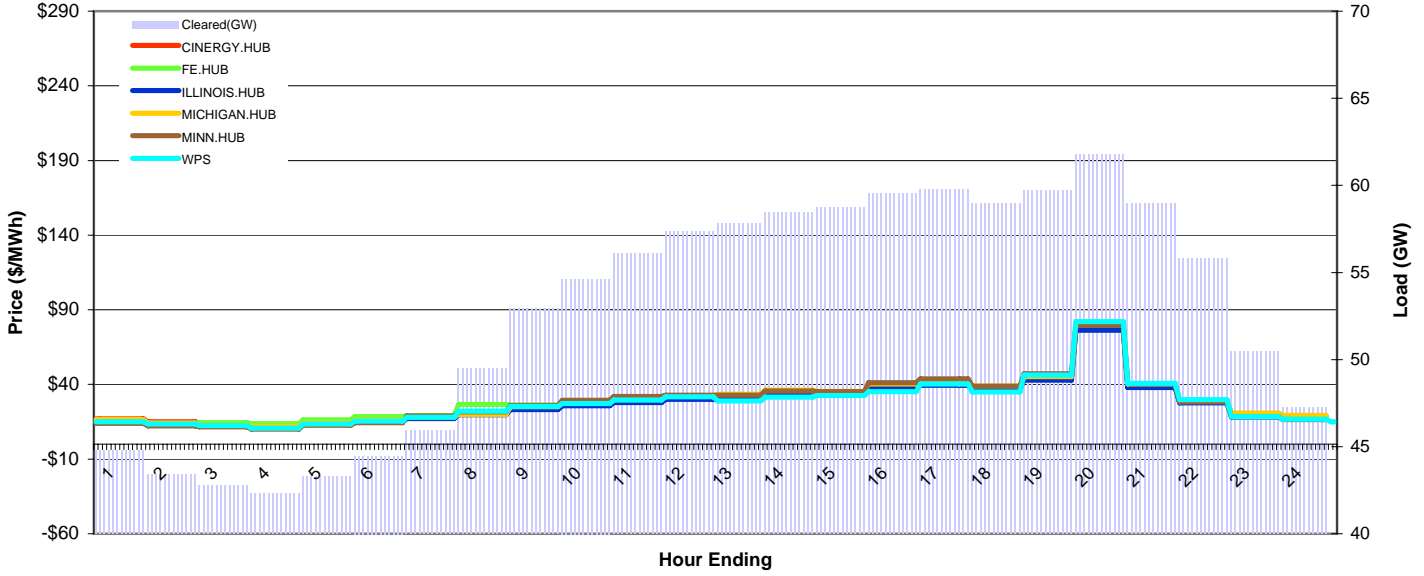
MISO Daily Report

Delivery Day: Sunday, September 28, 2008

Price Color Codes: <=0 >=100 >=200

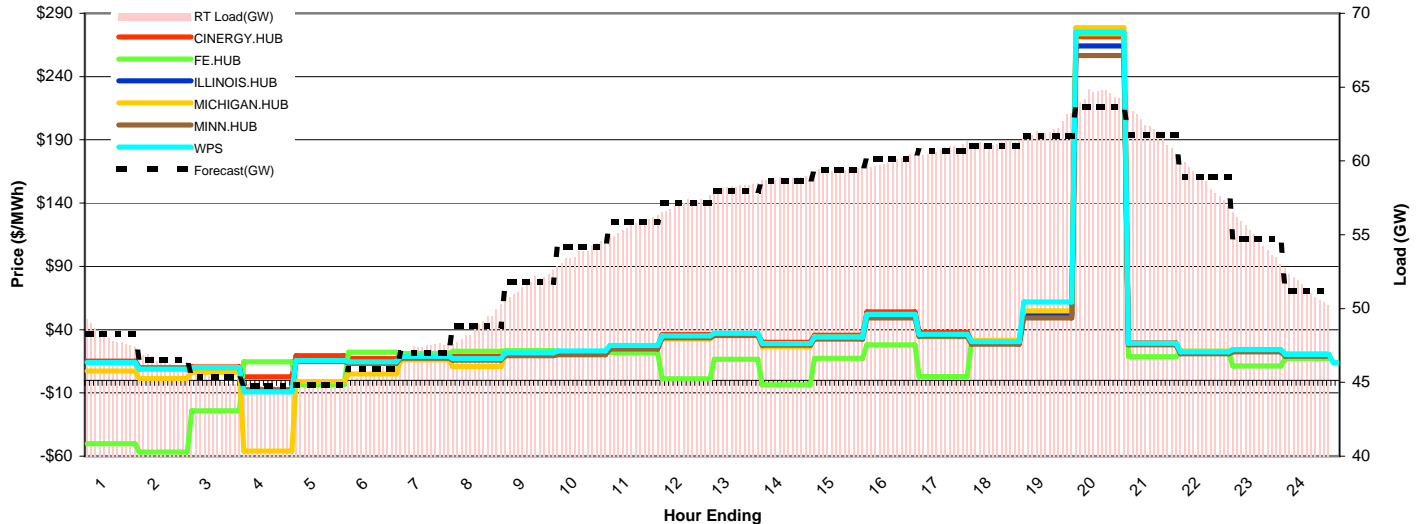
Day-Ahead Prices and Cleared Load

	HE1	HE2	HE3	HE4	HE5	HE6	HE7	HE8	HE9	HE10	HE11	HE12	HE13	HE14	HE15	HE16	HE17	HE18	HE19	HE20	HE21	HE22	HE23	HE24
CINERGY.HUB	17.04	14.92	13.67	12.53	14.86	17.14	18.57	21.75	24.92	26.63	28.99	31.48	32.61	35.35	34.56	39.73	41.46	38.55	43.95	78.14	39.34	28.38	20.31	18.69
FE.HUB	14.67	13.93	14.38	13.74	16.22	18.47	19.17	26.53	26.12	26.55	28.91	31.39	32.32	34.76	33.77	38.86	40.74	36.05	43.51	77.93	38.00	28.30	20.65	18.80
ILLINOIS.HUB	14.94	13.48	12.29	10.89	13.39	15.22	17.18	19.78	23.06	25.68	27.77	29.93	31.34	34.02	32.84	37.68	39.48	37.01	42.94	76.37	38.04	27.73	18.17	16.58
MICHIGAN.HUB	16.48	14.23	12.76	11.94	14.14	16.12	18.14	19.89	25.09	27.47	29.89	32.45	33.43	36.21	35.29	40.36	42.48	38.92	45.27	80.55	40.37	29.25	20.84	19.27
MINN.HUB	13.95	12.31	11.65	10.16	12.61	14.27	18.77	21.75	25.99	29.43	31.85	32.80	32.75	35.63	35.11	41.19	43.77	38.88	47.10	79.58	40.45	28.20	18.42	16.43
WPS	14.99	13.55	12.48	10.81	13.46	15.39	17.93	22.05	25.40	27.16	29.63	31.77	28.88	31.61	32.51	35.26	40.34	34.91	46.22	82.10	40.67	29.78	18.53	16.83
Cleared(GW)	44.8	43.4	42.8	42.3	43.3	44.5	45.9	49.5	52.9	54.6	56.1	57.3	57.8	58.5	58.7	59.5	59.8	59.0	59.7	61.8	59.0	55.8	50.4	47.2



Preliminary Real-Time Prices with Forecasted and Actual System Load

	HE1	HE2	HE3	HE4	HE5	HE6	HE7	HE8	HE9	HE10	HE11	HE12	HE13	HE14	HE15	HE16	HE17	HE18	HE19	HE20	HE21	HE22	HE23	HE24
CINERGY.HUB	15.12	9.70	10.43	2.67	19.46	17.20	19.65	18.90	21.42	21.31	26.56	36.02	36.01	30.00	35.71	53.96	37.84	30.83	53.17	271.42	29.43	22.26	24.30	20.44
FE.HUB	-50.20	-56.72	-24.20	14.64	-3.45	22.26	21.23	23.04	23.38	22.30	22.02	1.13	16.52	-3.49	17.50	27.95	2.93	31.12	53.75	273.73	18.71	22.92	11.26	17.24
ILLINOIS.HUB	14.49	9.24	10.02	-7.72	15.68	14.33	18.25	16.59	20.02	20.57	25.54	34.63	36.60	28.83	34.30	51.85	36.21	29.31	51.35	264.24	28.55	21.59	23.51	19.75
MICHIGAN.HUB	7.19	1.40	6.23	-56.02	-1.10	5.02	16.21	10.85	20.91	22.19	26.84	32.65	36.34	26.60	34.31	52.02	34.26	31.64	54.72	278.56	28.82	22.99	23.53	20.82
MINN.HUB	14.61	9.54	9.96	-8.05	14.95	13.39	17.36	15.92	19.34	20.19	24.73	33.45	35.26	27.69	32.55	49.21	34.78	28.52	49.18	256.62	28.03	20.88	22.43	18.78
WPS	14.19	8.72	9.94	-9.12	15.53	14.62	18.94	17.23	21.66	23.31	27.42	35.06	37.07	28.95	34.07	52.08	36.36	30.65	62.01	275.37	29.27	22.39	24.12	20.32
Forecasted(GW)	48.3	46.5	45.4	44.7	44.9	45.9	47.0	48.8	51.8	54.2	55.9	57.1	58.0	58.6	59.4	60.1	60.7	61.0	61.7	63.7	61.7	58.9	54.7	51.2
(RT) - (DA Load)	3.37	3.01	2.46	2.39	1.65	1.30	1.40	-0.69	-1.29	-0.77	-0.43	-0.21	0.43	0.34	0.68	0.49	1.04	2.27	2.45	2.62	3.22	2.80	4.35	4.14



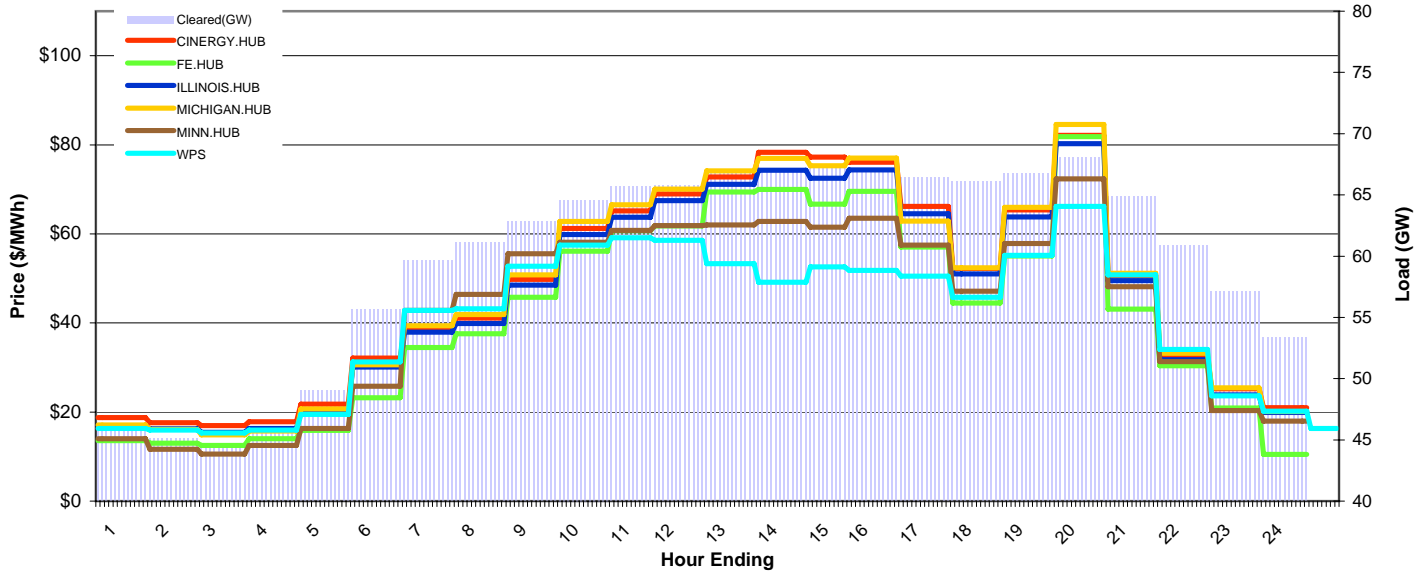
MISO Daily Report

Delivery Day: Monday, September 29, 2008

Price Color Codes: ≤0 ≥100 ≥200

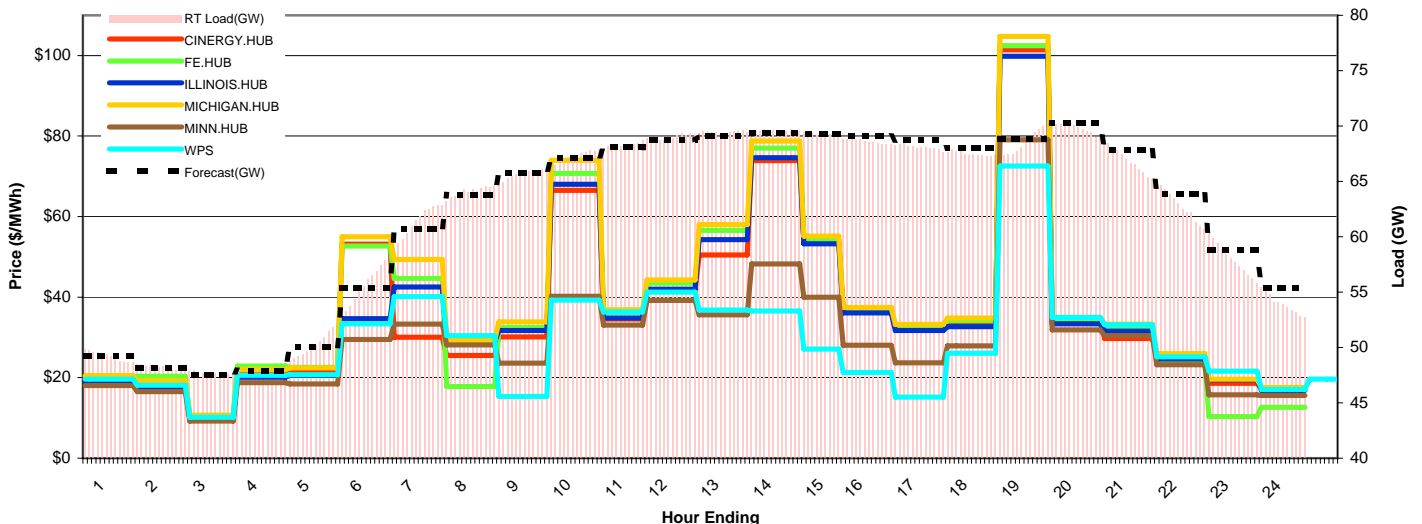
Day-Ahead Prices and Cleared Load

	HE1	HE2	HE3	HE4	HE5	HE6	HE7	HE8	HE9	HE10	HE11	HE12	HE13	HE14	HE15	HE16	HE17	HE18	HE19	HE20	HE21	HE22	HE23	HE24
CINERGY.HUB	18.73	17.62	16.93	17.81	21.76	32.14	38.85	41.10	49.79	61.24	65.20	69.01	72.75	78.28	77.25	76.09	66.14	52.24	65.40	82.09	50.67	32.51	25.25	20.97
FE.HUB	13.60	13.03	12.50	14.01	15.87	23.24	34.48	37.56	45.80	56.12	60.69	61.81	69.41	70.00	66.68	69.54	57.02	44.47	55.04	81.87	43.14	30.40	20.94	10.51
ILLINOIS.HUB	16.86	16.22	15.44	16.30	20.18	30.10	37.92	39.84	48.51	59.82	63.72	67.43	71.12	74.29	72.53	74.36	64.55	51.01	63.81	80.28	49.48	31.76	23.87	19.91
MICHIGAN.HUB	17.08	16.10	14.84	15.74	20.68	30.64	39.35	41.89	50.79	62.79	66.55	70.07	74.17	76.96	75.32	77.02	62.88	52.39	65.94	84.56	51.15	33.21	25.44	20.10
MINN.HUB	14.00	11.61	10.58	12.50	16.28	25.79	42.82	46.42	55.54	58.14	60.80	61.85	61.97	62.78	61.48	63.50	57.51	47.10	57.86	72.33	48.16	31.36	20.36	17.93
WPS	16.29	15.93	15.28	15.94	19.46	31.25	42.81	43.20	52.73	57.48	59.13	58.53	53.34	49.11	52.61	51.77	50.50	45.78	55.16	66.20	50.82	34.05	23.66	20.17
Cleared(GW)	45.7	45.1	44.6	45.8	49.0	55.6	59.7	61.1	62.8	64.6	65.7	65.8	66.9	66.9	67.2	67.2	66.4	66.1	66.7	68.1	64.9	60.9	57.1	53.3



Preliminary Real-Time Prices with Forecasted and Actual System Load

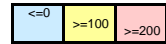
	HE1	HE2	HE3	HE4	HE5	HE6	HE7	HE8	HE9	HE10	HE11	HE12	HE13	HE14	HE15	HE16	HE17	HE18	HE19	HE20	HE21	HE22	HE23	HE24
CINERGY.HUB	19.76	18.16	10.17	20.78	21.47	53.19	30.02	25.51	30.13	66.55	34.61	41.82	50.46	73.91	53.84	36.57	32.49	33.81	102.42	34.00	29.69	25.01	18.61	17.44
FE.HUB	20.23	20.31	10.66	22.86	22.59	52.69	44.64	17.78	32.43	70.76	36.17	43.50	56.58	77.01	54.32	36.88	32.77	34.14	102.47	34.28	32.55	23.50	10.30	12.67
ILLINOIS.HUB	19.03	17.60	9.81	20.12	20.56	34.62	42.56	28.83	31.70	68.01	34.84	41.94	54.29	74.63	53.27	36.06	31.73	32.69	99.84	33.36	31.57	24.60	19.48	16.83
MICHIGAN.HUB	20.51	19.20	10.63	22.05	22.42	55.02	49.33	29.26	33.82	73.99	36.90	44.25	58.03	78.76	55.14	37.47	33.23	34.78	104.77	35.00	33.30	26.02	19.65	17.53
MINN.HUB	18.03	16.53	9.22	18.73	18.46	29.51	33.27	28.11	23.63	40.22	33.04	39.20	35.63	48.25	39.95	28.05	23.68	27.87	79.11	31.84	30.42	23.21	15.77	15.61
WPS	19.65	18.15	10.16	20.59	20.71	33.41	40.16	30.44	15.32	39.25	36.31	41.22	36.79	36.54	27.10	21.30	15.19	26.08	72.57	34.95	33.11	25.16	21.64	17.11
Forecasted(GW)	49.2	48.2	47.5	47.9	50.0	55.4	60.7	63.8	65.8	67.1	68.1	68.7	69.1	69.4	69.3	69.1	68.7	68.0	68.9	70.3	67.9	63.9	58.8	55.4
(RT) - (DA Load)	3.52	3.07	3.06	2.38	1.23	0.08	1.64	2.99	2.83	2.62	2.58	3.25	2.48	2.67	2.15	1.41	1.66	1.40	1.81	1.69	2.05	1.92	0.87	0.58



MISO Daily Report

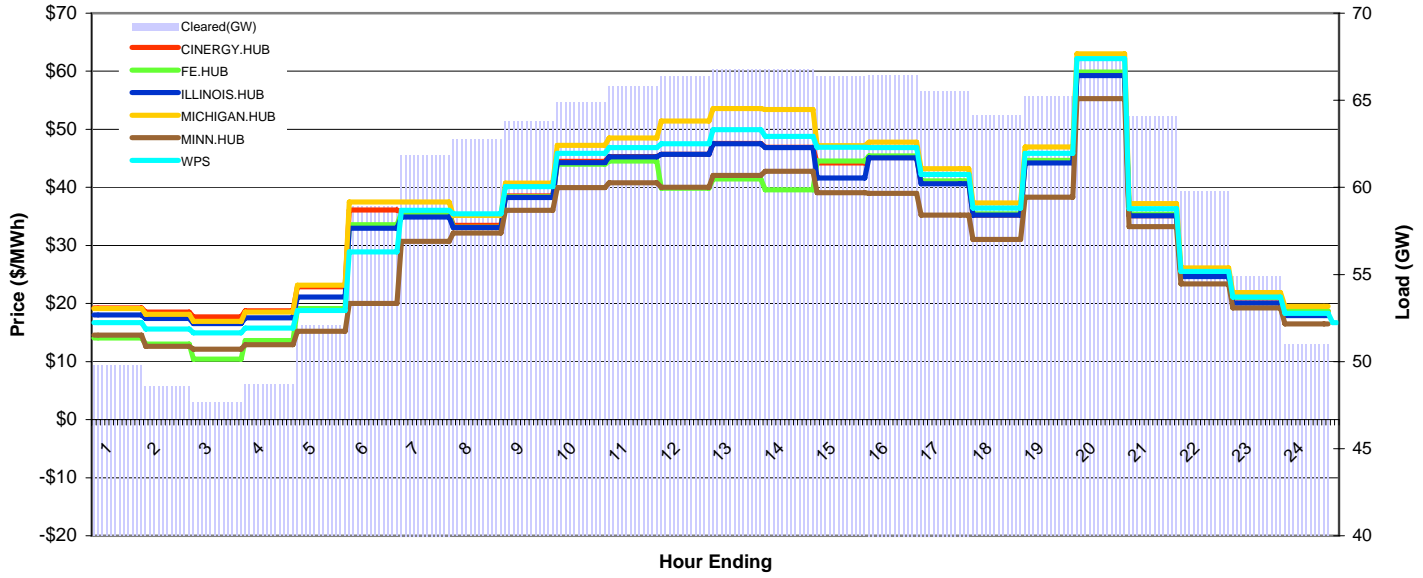
Delivery Day: Tuesday, September 30, 2008

Price Color Codes:



Day-Ahead Prices and Cleared Load

	HE1	HE2	HE3	HE4	HE5	HE6	HE7	HE8	HE9	HE10	HE11	HE12	HE13	HE14	HE15	HE16	HE17	HE18	HE19	HE20	HE21	HE22	HE23	HE24
CINERGY.HUB	19.24	18.50	17.69	18.76	22.87	36.11	35.71	33.46	38.51	44.51	45.32	45.71	47.58	46.88	44.21	45.15	40.84	35.23	44.36	59.49	35.14	24.68	20.94	18.71
FE.HUB	14.05	12.99	10.40	13.61	19.13	33.58	35.57	33.13	38.35	43.97	44.53	39.84	41.44	39.58	44.54	45.43	41.10	35.45	44.64	59.86	35.37	24.84	21.04	18.75
ILLINOIS.HUB	18.01	17.43	16.52	17.52	21.09	32.99	34.88	33.05	38.26	44.25	45.28	45.68	47.50	46.84	41.59	45.07	40.64	35.20	44.23	59.25	35.11	24.66	20.07	17.90
MICHIGAN.HUB	19.15	18.16	16.92	18.52	23.18	37.48	37.51	35.15	40.72	47.24	48.52	51.44	53.56	53.41	47.20	47.79	43.22	37.30	46.95	63.01	37.23	26.14	21.90	19.51
MINN.HUB	14.56	12.61	12.12	12.89	15.22	20.00	30.71	32.13	36.06	39.99	40.79	40.00	42.06	42.77	39.08	38.95	35.24	31.02	38.33	55.28	33.26	23.36	19.26	16.51
WPS	16.70	15.61	14.96	15.77	18.83	28.89	36.08	35.43	40.13	45.83	46.86	47.54	49.95	48.76	46.93	46.85	42.24	36.44	45.86	62.16	36.33	25.51	21.12	18.32
Cleared(GW)	49.8	48.6	47.6	48.7	52.1	58.9	61.9	62.7	63.8	64.9	65.8	66.4	66.8	66.8	66.4	66.5	65.5	64.1	65.2	67.2	64.0	59.8	54.9	51.0



Preliminary Real-Time Prices with Forecasted and Actual System Load

	HE1	HE2	HE3	HE4	HE5	HE6	HE7	HE8	HE9	HE10	HE11	HE12	HE13	HE14	HE15	HE16	HE17	HE18	HE19	HE20	HE21	HE22	HE23	HE24
CINERGY.HUB	18.55	16.39	16.64	20.40	19.50	42.88	37.64	22.25	23.40	33.20	33.28	25.29	34.86	33.37	25.52	24.21	20.93	28.34	49.57	27.12	24.50	22.39	22.29	19.92
FE.HUB	9.36	-17.03	6.25	20.60	19.75	43.32	44.04	22.62	23.82	33.91	33.91	25.76	35.52	33.91	25.94	24.64	21.28	28.90	50.57	27.53	24.93	23.18	14.75	9.74
ILLINOIS.HUB	17.88	15.77	16.01	19.59	18.55	40.53	41.28	21.67	21.78	32.47	28.06	24.75	33.99	32.50	24.87	23.53	20.36	27.52	48.20	26.64	23.99	21.93	21.79	19.52
MICHIGAN.HUB	18.05	12.47	15.86	21.18	20.32	44.47	45.76	23.35	24.70	34.82	35.87	26.36	36.42	34.91	26.66	25.15	21.74	29.50	51.96	28.42	25.74	23.46	22.41	19.75
MINN.HUB	16.69	15.12	14.96	17.99	15.79	37.21	33.74	20.78	12.33	31.34	-9.29	22.04	31.22	29.58	22.85	21.02	19.70	24.74	46.48	26.44	23.61	17.89	18.54	16.03
WPS	17.27	15.12	16.19	19.74	18.44	41.87	40.28	22.97	18.49	34.82	9.64	26.90	36.46	34.86	26.56	25.18	21.68	29.51	51.21	28.57	25.65	24.28	24.55	21.09
Forecasted(GW)	52.9	51.3	50.3	50.5	52.4	56.6	61.7	64.3	65.4	66.2	66.6	66.8	66.7	66.6	66.1	65.7	65.5	65.2	66.1	67.7	65.8	62.6	58.2	54.2
(RT) - (DA Load)	1.43	1.05	1.30	0.11	-1.32	-3.31	-0.45	0.83	0.47	0.51	0.16	-0.14	-0.45	-0.53	-1.02	-1.81	-1.48	-0.59	-0.39	-0.73	0.27	0.82	1.00	0.91

