

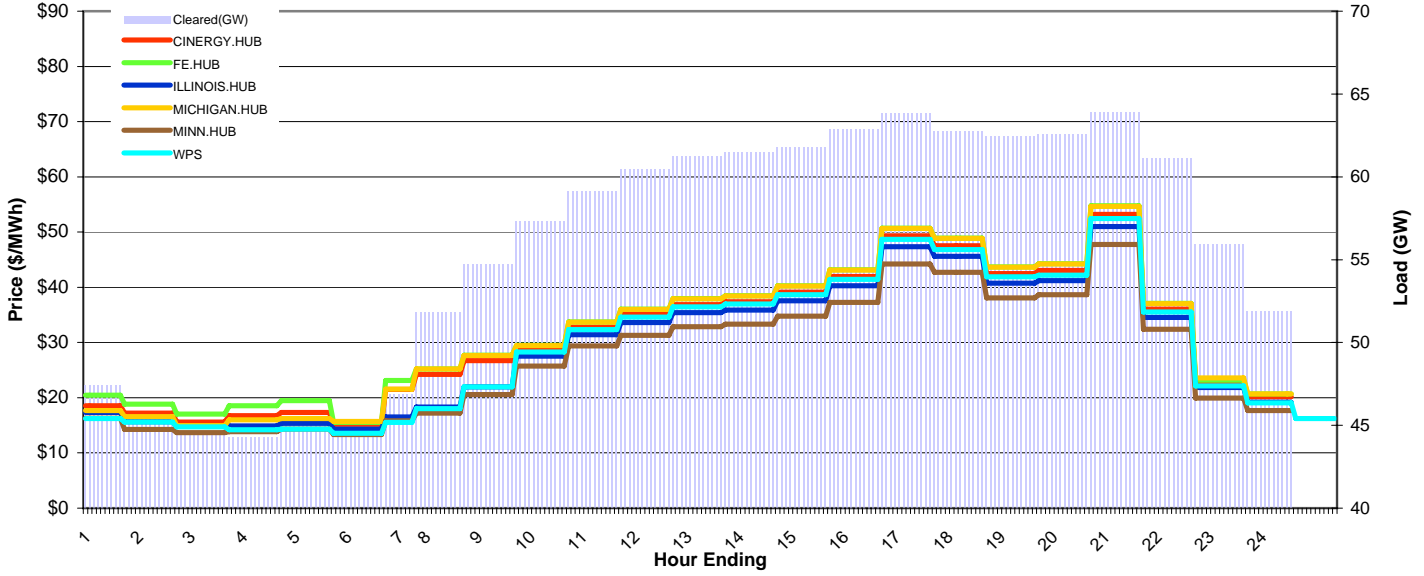
MISO Daily Report

Delivery Day: Sunday, June 1, 2008

Price Color Codes: ≤0 ≥100 ≥200

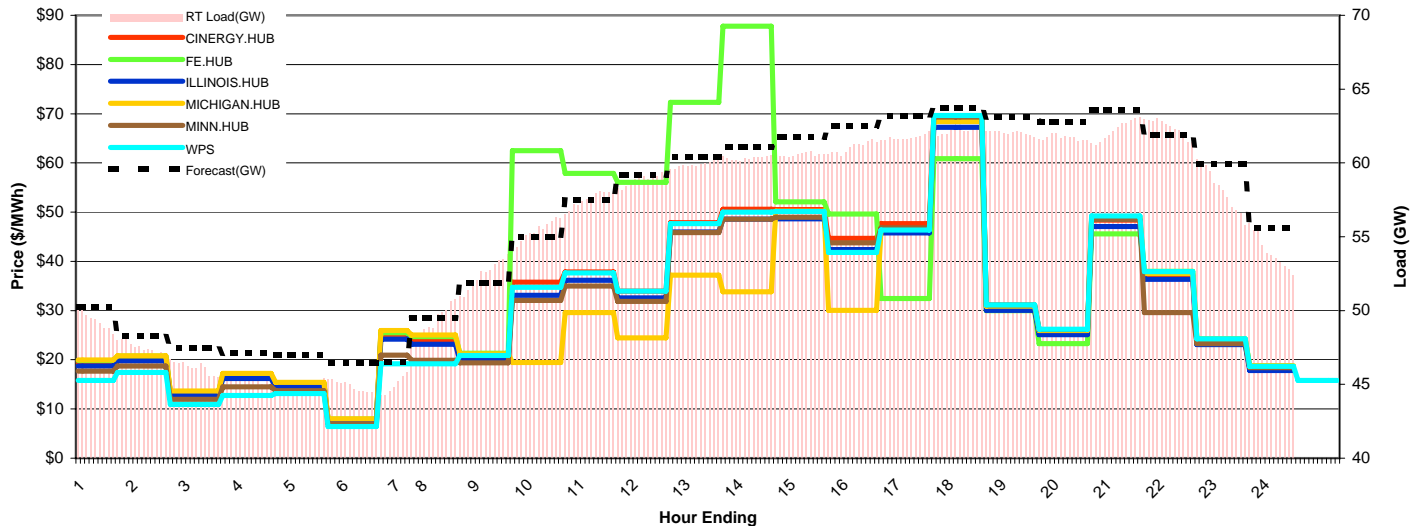
Day-Ahead Prices and Cleared Load

	HE1	HE2	HE3	HE4	HE5	HE6	HE7	HE8	HE9	HE10	HE11	HE12	HE13	HE14	HE15	HE16	HE17	HE18	HE19	HE20	HE21	HE22	HE23	HE24
CINERGY.HUB	18.57	17.20	15.60	16.77	17.34	15.20	21.48	24.20	26.69	28.67	32.75	35.04	36.88	37.39	39.13	41.96	49.30	47.54	42.46	43.05	53.21	36.07	22.75	20.16
FE.HUB	20.43	18.84	17.05	18.52	19.48	15.54	23.10	25.20	27.69	29.49	33.70	36.05	37.94	38.47	40.26	43.17	50.72	48.91	43.68	44.28	54.74	37.11	23.16	20.71
ILLINOIS.HUB	17.32	15.62	14.84	14.91	15.34	14.32	16.52	18.34	21.95	27.51	31.43	33.63	35.38	35.88	37.56	40.28	47.33	45.61	40.73	41.21	51.01	34.55	21.87	19.17
MICHIGAN.HUB	17.67	16.59	14.96	16.01	16.24	15.72	21.54	25.19	27.66	29.45	33.65	36.00	37.88	38.42	40.20	43.11	50.65	48.84	43.62	44.22	54.66	37.06	23.61	20.71
MINN.HUB	16.30	14.27	13.68	13.87	14.33	13.32	15.80	17.23	20.60	25.72	29.39	31.27	32.88	33.33	34.75	37.28	44.22	42.70	38.09	38.63	47.74	32.38	19.94	17.69
WPS	16.21	15.57	14.70	14.20	14.30	13.55	15.56	18.03	21.97	28.28	32.36	34.62	36.42	36.95	38.65	41.46	48.70	46.82	41.89	42.21	52.44	35.50	22.13	19.06
Cleared(GW)	47.4	45.6	44.5	44.3	45.1	44.4	46.9	51.8	54.7	57.3	59.1	60.5	61.2	61.5	61.8	62.9	63.8	62.7	62.5	62.6	63.9	61.1	55.9	51.9



Preliminary Real-Time Prices with Forecasted and Actual System Load

	HE1	HE2	HE3	HE4	HE5	HE6	HE7	HE8	HE9	HE10	HE11	HE12	HE13	HE14	HE15	HE16	HE17	HE18	HE19	HE20	HE21	HE22	HE23	HE24
CINERGY.HUB	19.48	20.50	13.38	16.77	15.06	7.84	25.17	24.13	20.70	35.77	37.83	33.96	47.88	50.60	50.53	44.70	47.69	69.28	30.86	25.83	48.41	37.22	23.70	18.42
FE.HUB	19.84	20.77	13.51	16.96	15.19	7.91	25.50	24.71	21.33	62.49	57.90	56.03	72.32	87.79	52.12	49.62	32.44	60.86	29.99	23.28	45.60	37.98	24.24	18.75
ILLINOIS.HUB	18.75	19.78	12.91	16.20	14.53	7.57	24.20	23.13	19.85	33.08	36.18	32.55	45.98	48.58	48.65	42.42	45.79	67.25	30.02	25.13	47.06	36.32	23.10	17.85
MICHIGAN.HUB	19.97	20.84	13.65	17.24	15.38	8.03	25.95	25.01	21.19	19.46	29.61	24.44	37.20	33.82	50.19	30.05	46.48	68.41	30.92	25.93	48.89	37.54	24.19	18.79
MINN.HUB	17.69	18.72	11.98	14.47	13.75	6.98	20.97	19.92	19.38	32.03	35.01	31.87	45.82	48.57	48.96	43.76	46.83	69.29	31.12	26.13	48.53	29.58	23.31	18.43
WPS	15.80	17.40	10.93	12.75	13.12	6.43	19.20	19.20	20.90	34.73	37.65	33.93	47.65	50.03	50.15	41.84	46.39	69.67	31.17	26.21	49.23	37.92	24.28	18.64
Forecasted(GW)	58.0	55.8	54.4	53.6	53.2	53.5	54.8	55.7	56.7	58.1	58.3	58.1	57.7	57.2	56.6	56.0	56.0	58.1	61.6	65.3	63.8	63.0	60.8	58.8
(RT) - (DA Load)	1.89	1.88	1.63	1.05	0.14	0.40	-1.98	-2.61	-2.29	-1.95	-1.60	-1.60	-1.35	-1.18	-1.19	-1.87	-2.10	-0.54	-0.44	-0.88	-1.71	1.29	2.28	2.13



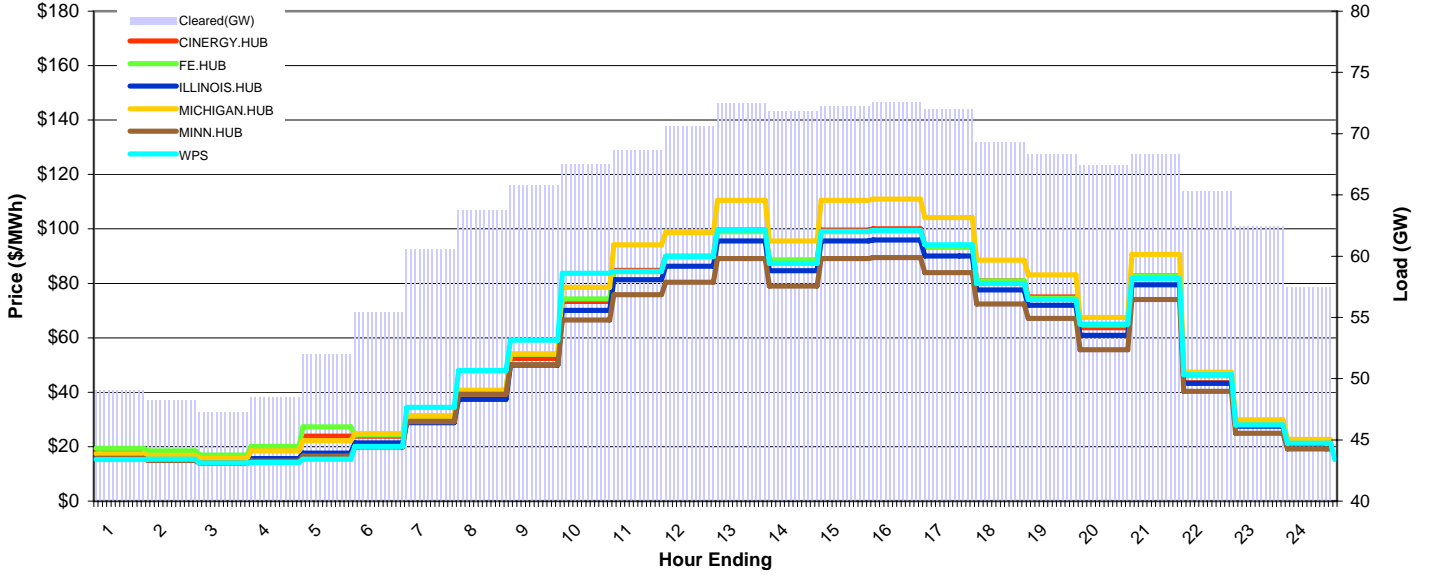
MISO Daily Report

Delivery Day: Monday, June 2, 2008

Price Color Codes: ≤0 ≥100 ≥200

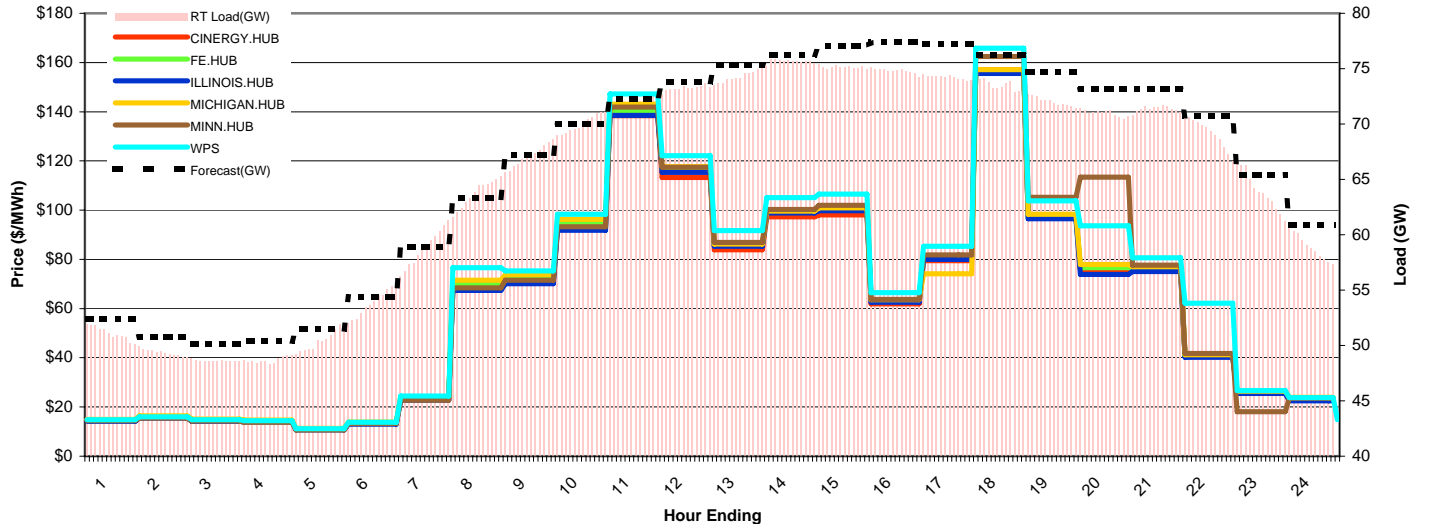
Day-Ahead Prices and Cleared Load

	HE1	HE2	HE3	HE4	HE5	HE6	HE7	HE8	HE9	HE10	HE11	HE12	HE13	HE14	HE15	HE16	HE17	HE18	HE19	HE20	HE21	HE22	HE23	HE24
CINERGY.HUB	17.94	17.17	15.88	18.71	23.92	23.88	30.28	39.35	52.41	73.35	84.81	89.99	99.63	88.25	99.62	100.00	93.83	80.87	75.00	63.74	82.79	43.55	28.49	21.82
FE.HUB	19.39	18.47	16.88	20.14	27.27	24.38	31.22	40.63	54.01	74.26	84.32	89.94	98.99	88.89	98.98	99.40	93.23	80.85	74.57	64.71	82.78	46.08	28.85	22.22
ILLINOIS.HUB	16.65	16.06	14.83	15.62	17.63	21.37	28.79	37.37	49.99	70.13	81.36	86.26	95.58	84.68	95.57	95.94	90.01	77.59	71.93	60.92	79.42	43.26	27.48	20.99
MICHIGAN.HUB	17.40	16.77	15.70	18.48	22.18	24.85	31.22	40.65	54.07	78.52	94.12	98.63	110.54	95.55	110.48	110.95	104.20	88.58	83.09	67.54	90.66	47.41	29.91	22.64
MINN.HUB	15.75	14.95	13.93	14.69	16.63	19.88	29.21	39.22	50.13	66.52	75.86	80.44	89.11	79.00	89.11	89.45	83.91	72.37	67.10	55.64	74.09	40.33	24.94	19.11
WPS	15.34	15.38	13.97	14.21	15.36	20.11	34.46	47.96	59.08	83.75	84.37	89.78	99.63	87.30	99.07	99.46	94.17	79.94	74.06	65.07	81.83	46.48	28.02	21.26
Cleared(GW)	49.0	48.2	47.2	48.5	52.0	55.4	60.5	63.8	65.8	67.5	68.6	70.6	72.5	71.8	72.2	72.5	71.9	69.3	68.3	67.4	68.3	65.3	62.5	57.5



Preliminary Real-Time Prices with Forecasted and Actual System Load

	HE1	HE2	HE3	HE4	HE5	HE6	HE7	HE8	HE9	HE10	HE11	HE12	HE13	HE14	HE15	HE16	HE17	HE18	HE19	HE20	HE21	HE22	HE23	HE24
CINERGY.HUB	14.67	16.01	14.76	14.39	11.08	13.47	23.36	68.86	71.26	93.10	138.44	113.22	83.87	97.28	98.00	61.87	79.41	157.17	97.47	75.81	76.09	40.60	25.86	23.19
FE.HUB	14.85	16.15	14.86	14.50	11.23	13.74	23.83	70.24	72.35	94.42	140.17	116.57	85.66	99.12	100.52	63.44	80.63	155.93	97.28	76.64	76.71	40.90	26.24	23.74
ILLINOIS.HUB	14.20	15.44	14.24	13.87	10.66	13.04	22.71	67.39	70.06	91.85	138.56	115.39	85.36	98.78	99.76	62.54	79.95	155.61	96.55	73.81	75.10	40.14	25.46	22.55
MICHIGAN.HUB	14.94	16.36	15.08	14.70	11.35	13.85	24.06	71.51	73.69	96.18	143.12	117.72	86.25	99.66	100.95	63.62	74.09	157.15	98.29	77.85	77.05	41.20	26.39	23.88
MINN.HUB	14.46	15.52	14.27	13.85	10.65	13.30	22.73	68.39	71.48	93.26	141.90	117.44	86.87	100.22	101.92	63.73	81.85	162.41	105.17	113.46	77.68	41.79	18.08	23.60
WPS	14.82	16.06	14.79	14.44	11.14	13.83	24.39	76.58	75.30	98.37	147.20	122.13	91.66	105.05	106.54	66.47	85.26	165.87	103.80	93.69	80.67	62.13	26.62	23.75
Forecasted(GW)	58.0	55.8	54.4	53.6	53.2	53.5	54.8	55.7	56.7	58.1	58.3	58.1	57.7	57.2	56.6	56.0	56.0	58.1	61.6	65.3	63.8	63.0	60.8	58.8
(RT) - (DA Load)	2.05	1.13	1.36	0.23	-1.60	-1.63	-1.78	-0.05	1.28	2.54	3.40	2.66	1.81	3.83	2.93	2.25	2.26	4.21	3.74	3.61	3.05	3.85	1.47	1.45



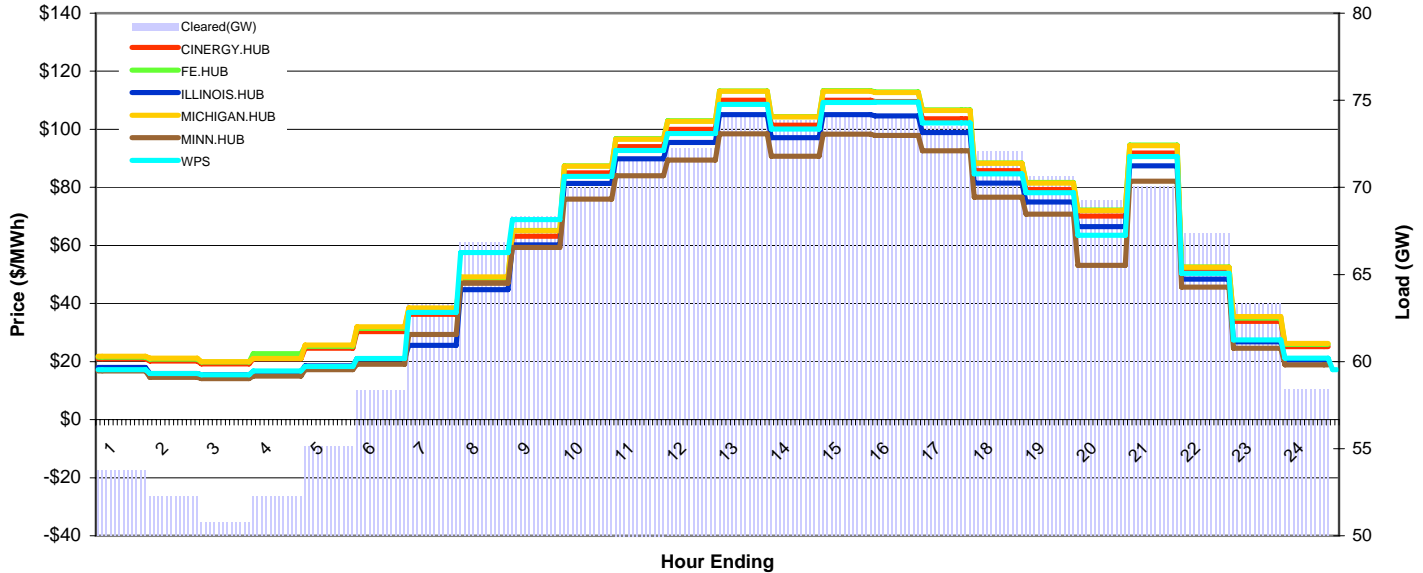
MISO Daily Report

Delivery Day: Tuesday, June 3, 2008

Price Color Codes: ≤0 ≥100 ≥200

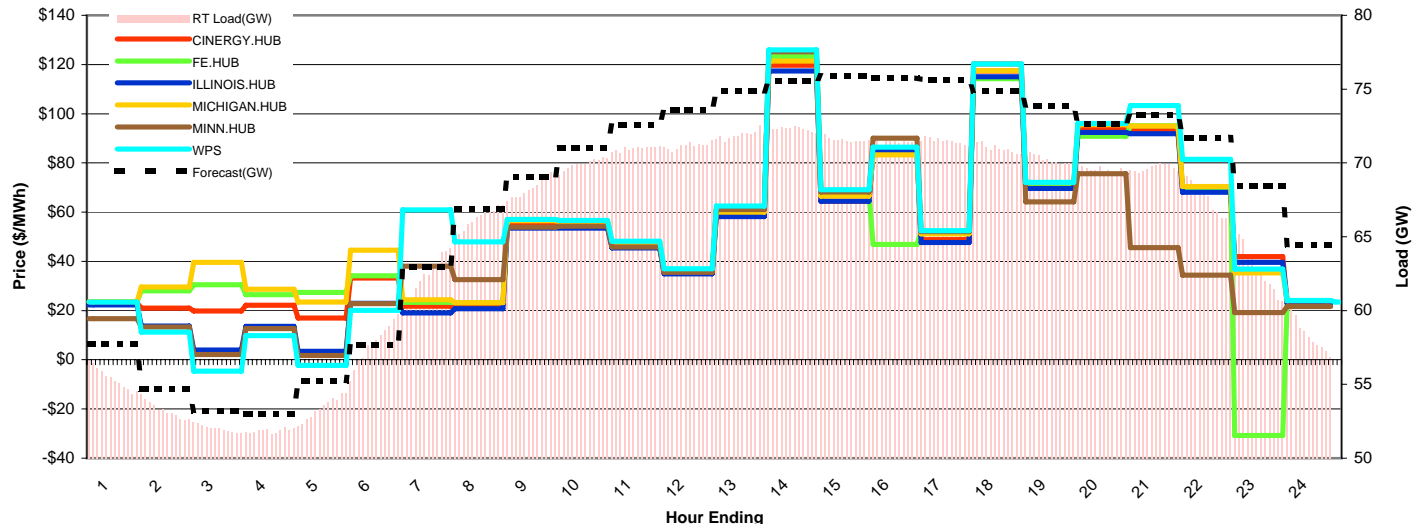
Day-Ahead Prices and Cleared Load

	HE1	HE2	HE3	HE4	HE5	HE6	HE7	HE8	HE9	HE10	HE11	HE12	HE13	HE14	HE15	HE16	HE17	HE18	HE19	HE20	HE21	HE22	HE23	HE24
CINERGY.HUB	20.96	20.23	19.15	20.91	24.57	30.36	36.32	47.29	63.21	84.97	94.05	100.00	110.00	101.41	110.00	109.56	103.65	85.80	79.23	70.17	91.88	51.06	33.87	25.13
FE.HUB	21.46	20.85	19.81	22.75	25.30	31.38	37.91	48.84	65.16	87.46	96.82	102.94	113.27	104.43	113.30	112.85	106.75	88.43	81.66	72.17	94.57	52.56	34.97	25.90
ILLINOIS.HUB	17.94	15.90	15.44	16.39	18.52	20.91	25.59	44.74	60.20	81.32	89.80	95.49	105.05	97.11	105.04	104.67	98.92	81.51	74.92	66.44	87.42	48.44	26.81	20.56
MICHIGAN.HUB	21.82	21.14	19.92	21.12	25.75	31.97	38.50	49.16	65.08	87.28	96.62	102.73	113.06	104.24	113.11	112.69	106.53	88.25	81.50	71.98	94.41	52.46	35.50	26.28
MINN.HUB	16.73	14.53	14.15	15.03	17.25	19.11	29.28	47.01	59.28	75.97	84.01	89.39	98.41	90.75	98.33	97.90	92.64	76.65	70.77	53.14	82.17	45.64	24.60	18.83
WPS	17.20	15.93	15.44	16.77	18.32	21.07	36.90	57.59	68.96	83.79	92.70	98.61	108.55	100.12	109.27	109.33	102.21	84.61	78.13	63.46	90.64	50.35	27.42	21.20
Cleared(GW)	53.7	52.2	50.8	52.3	55.1	58.4	63.3	66.8	68.4	70.0	71.5	72.3	74.1	73.8	74.2	74.0	73.5	72.1	70.7	69.2	70.1	67.3	63.3	58.4



Preliminary Real-Time Prices with Forecasted and Actual System Load

	HE1	HE2	HE3	HE4	HE5	HE6	HE7	HE8	HE9	HE10	HE11	HE12	HE13	HE14	HE15	HE16	HE17	HE18	HE19	HE20	HE21	HE22	HE23	HE24
CINERGY.HUB	23.06	21.01	19.88	22.13	16.91	33.27	21.83	22.10	55.01	54.79	46.36	35.69	59.32	119.75	64.44	85.34	48.87	117.37	71.26	94.38	93.52	69.25	41.98	23.60
FE.HUB	23.59	27.99	30.51	26.43	27.35	34.15	23.34	23.23	56.97	56.51	47.68	36.58	61.06	123.23	67.43	46.91	51.69	114.21	71.01	90.90	95.10	70.07	-30.80	23.19
ILLINOIS.HUB	22.33	13.74	4.02	13.61	3.45	22.89	19.10	20.78	53.56	53.50	45.40	34.93	58.14	117.34	64.40	84.63	47.70	115.05	69.67	92.34	91.90	68.06	39.62	22.83
MICHIGAN.HUB	23.64	29.55	39.59	28.66	23.52	44.52	24.35	23.26	56.54	56.25	47.26	36.21	59.96	121.36	66.49	83.25	51.13	117.49	71.95	95.58	95.03	70.40	35.27	23.98
MINN.HUB	16.73	13.38	2.18	12.70	1.72	22.88	38.02	32.53	53.92	54.25	45.88	35.59	61.02	125.13	68.24	90.11	52.06	120.29	64.13	75.56	45.53	34.44	19.19	21.71
WPS	23.47	11.26	-4.61	9.85	-2.26	20.10	60.95	47.86	56.98	56.66	48.15	36.97	62.50	126.01	69.10	86.46	52.50	120.20	72.17	96.08	103.35	81.43	36.92	24.11
Forecasted(GW)	58.0	55.8	54.4	53.6	53.2	53.5	54.8	55.7	56.7	58.1	58.3	58.1	57.7	57.2	56.6	56.0	56.0	58.1	61.6	65.3	63.8	63.0	60.8	58.8
(RT) - (DA Load)	1.70	1.03	1.27	-0.42	-1.74	-0.61	-1.00	-0.66	-0.05	-0.02	-0.54	-1.09	-2.21	-1.51	-2.60	-2.58	-2.00	-1.05	-0.42	0.36	-0.39	0.29	-0.41	0.06



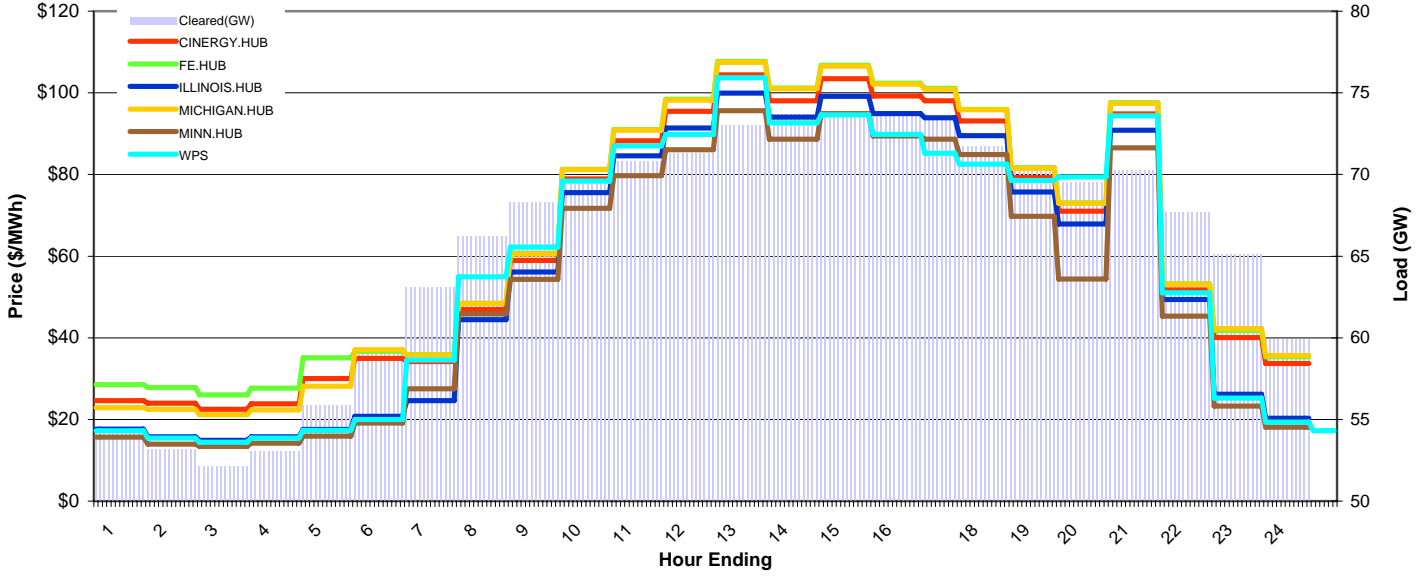
MISO Daily Report

Delivery Day: Wednesday, June 4, 2008

Price Color Codes: ≤0 ≥100 ≥200

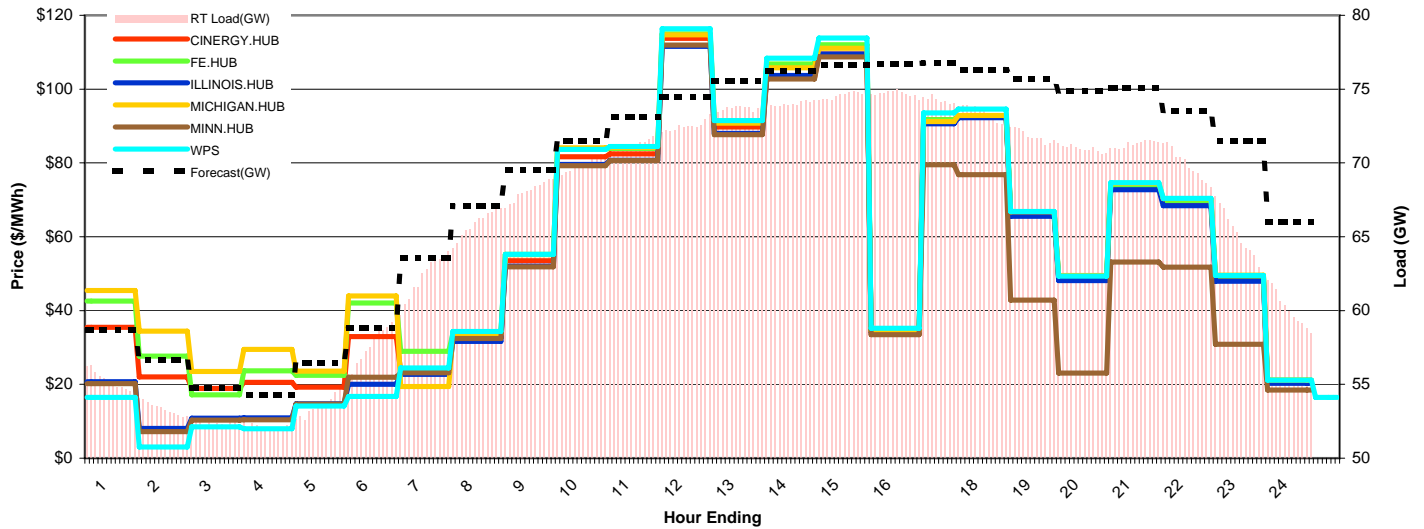
Day-Ahead Prices and Cleared Load

	HE1	HE2	HE3	HE4	HE5	HE6	HE7	HE8	HE9	HE10	HE11	HE12	HE13	HE14	HE15	HE16	HE17	HE18	HE19	HE20	HE21	HE22	HE23	HE24
CINERGY.HUB	24.63	24.00	22.50	23.82	30.00	34.98	34.14	46.98	58.91	78.92	88.29	95.45	104.39	98.05	103.47	99.26	98.05	93.14	79.27	70.98	94.82	51.72	40.02	33.69
FE.HUB	28.56	27.85	25.99	27.65	35.12	36.72	35.88	48.46	60.66	81.29	90.97	98.42	107.68	101.17	106.73	102.38	101.08	95.96	81.66	73.07	97.58	53.24	41.78	35.32
ILLINOIS.HUB	17.60	15.76	14.92	15.79	17.54	20.76	24.63	44.45	56.10	75.59	84.58	91.36	99.92	94.03	99.17	94.91	93.91	89.50	75.75	67.89	90.82	49.36	26.19	20.32
MICHIGAN.HUB	22.89	22.49	21.16	22.30	28.13	37.10	35.81	48.46	60.54	81.17	90.84	98.24	107.49	101.00	106.54	102.15	100.89	95.82	81.53	72.98	97.43	53.15	42.26	35.69
MINN.HUB	15.67	13.92	13.40	14.16	15.92	19.10	27.48	45.87	54.35	71.69	79.68	86.09	95.63	88.64	94.89	89.42	88.63	84.89	69.73	54.41	86.53	45.33	23.30	18.07
WPS	17.21	15.40	14.41	15.47	17.29	19.99	34.60	54.94	62.20	78.41	87.03	89.79	103.71	92.65	94.60	89.81	85.18	82.57	78.53	79.42	94.37	51.05	25.27	19.39
Cleared(GW)	54.4	53.2	52.1	53.0	55.9	59.2	63.1	66.2	68.3	69.5	70.8	71.3	73.0	73.7	73.6	73.7	73.6	71.7	70.2	69.5	70.2	67.7	65.1	59.9



Preliminary Real-Time Prices with Forecasted and Actual System Load

	HE1	HE2	HE3	HE4	HE5	HE6	HE7	HE8	HE9	HE10	HE11	HE12	HE13	HE14	HE15	HE16	HE17	HE18	HE19	HE20	HE21	HE22	HE23	HE24
CINERGY.HUB	35.49	22.04	18.94	20.53	19.28	32.92	23.61	32.55	53.46	81.71	82.49	113.77	89.75	103.00	109.54	34.09	91.71	92.43	66.46	48.85	73.77	69.41	48.81	20.76
FE.HUB	42.60	27.65	17.18	23.64	22.44	42.07	28.94	33.64	55.27	83.74	83.92	114.95	91.32	106.81	112.04	34.65	91.72	92.59	66.35	49.05	73.84	69.82	49.35	21.16
ILLINOIS.HUB	20.69	8.03	10.81	10.96	14.76	20.00	22.69	31.63	51.99	79.60	80.74	111.63	88.04	103.74	109.52	34.08	90.58	92.23	65.58	48.12	72.77	68.44	47.99	20.26
MICHIGAN.HUB	45.47	34.38	23.54	29.45	23.58	43.98	19.44	33.50	55.16	84.12	84.17	114.70	90.81	105.75	111.08	34.33	91.21	92.85	66.78	49.47	74.44	70.33	49.59	21.15
MINN.HUB	20.21	7.20	10.33	10.43	14.68	21.94	23.15	32.39	51.86	79.25	80.64	111.90	87.63	102.75	108.76	33.47	79.51	76.82	42.81	23.03	53.16	51.75	30.84	18.50
WPS	16.50	3.05	8.51	7.95	14.12	16.76	24.48	34.33	55.22	83.68	84.42	116.36	91.44	108.41	113.87	35.19	93.54	94.57	66.88	49.31	74.64	70.41	49.48	21.12
Forecasted(GW)	58.0	55.8	54.4	53.6	53.2	53.5	54.8	55.7	56.7	58.1	58.3	58.1	57.7	57.2	56.6	56.0	56.0	58.1	61.6	65.3	63.8	63.0	60.8	58.8
(RT) - (DA Load)	0.83	0.19	0.29	-0.84	-2.31	-1.54	-0.83	-0.35	-0.25	0.30	0.49	1.20	0.64	0.26	0.98	0.94	0.69	1.63	1.59	1.44	1.04	2.26	0.01	0.25



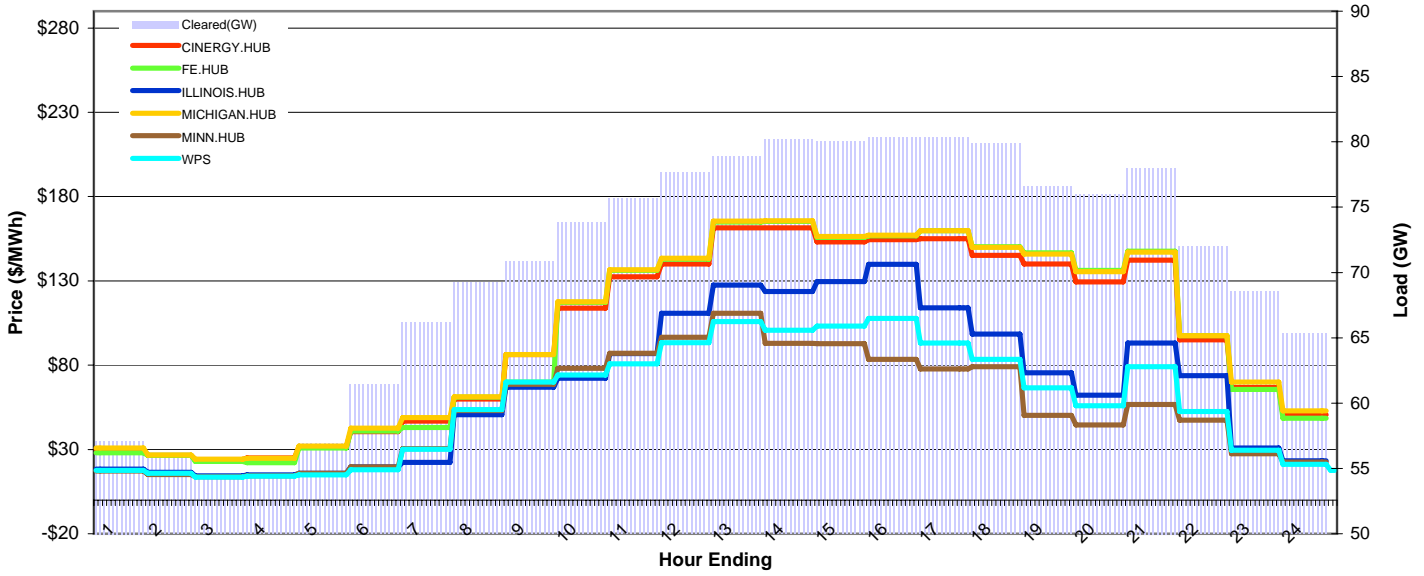
MISO Daily Report

Delivery Day: Thursday, June 5, 2008

Price Color Codes: ≤0 ≥100 ≥200

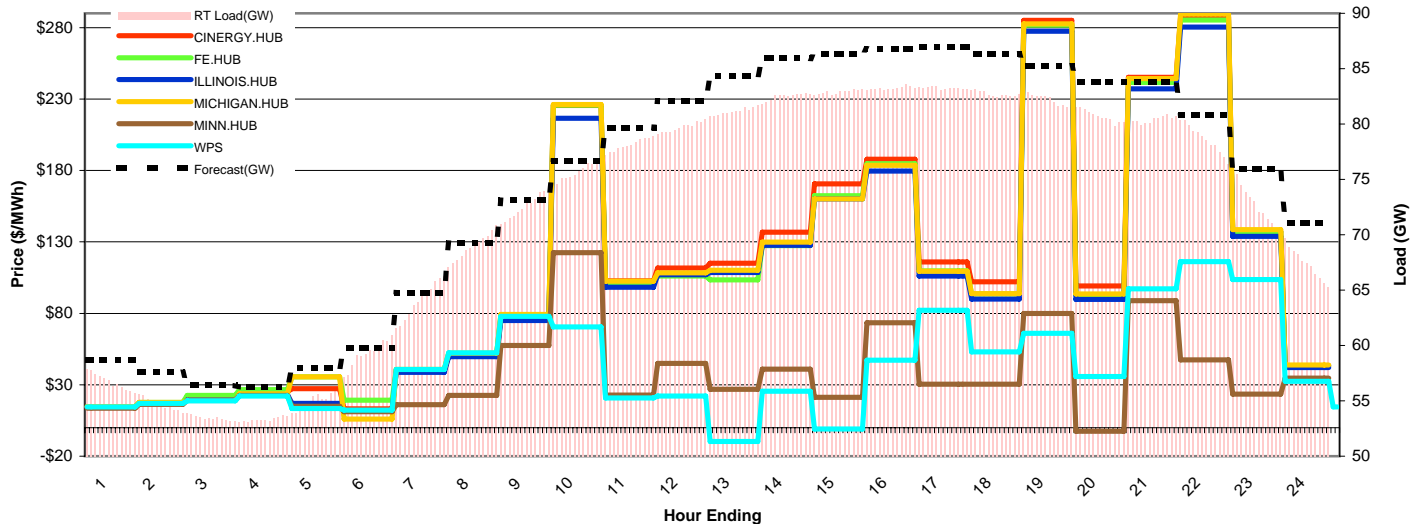
Day-Ahead Prices and Cleared Load

	HE1	HE2	HE3	HE4	HE5	HE6	HE7	HE8	HE9	HE10	HE11	HE12	HE13	HE14	HE15	HE16	HE17	HE18	HE19	HE20	HE21	HE22	HE23	HE24
CINERGY.HUB	30.11	26.43	24.02	24.92	31.69	40.63	46.79	59.98	86.30	113.81	132.44	140.00	161.50	161.52	153.09	154.40	155.00	145.24	140.00	129.40	142.23	95.00	66.75	50.61
FE.HUB	28.10	26.50	22.99	22.12	30.89	40.98	43.00	61.03	69.93	117.19	136.24	142.96	164.94	165.21	155.86	156.77	159.85	150.37	146.67	136.27	147.58	97.59	65.68	48.49
ILLINOIS.HUB	18.31	16.40	14.29	14.88	15.97	19.59	22.24	50.56	66.87	72.35	86.96	110.83	127.46	123.62	129.61	139.80	113.99	98.53	75.53	62.27	93.14	73.73	30.94	23.34
MICHIGAN.HUB	30.87	26.65	24.16	24.76	32.09	42.62	48.95	61.18	86.33	117.57	136.70	143.38	165.43	165.72	156.29	157.17	159.85	149.96	145.95	135.54	147.14	97.49	69.94	52.87
MINN.HUB	17.20	15.04	13.82	14.43	15.87	19.72	30.54	53.05	68.69	78.20	87.13	96.54	110.78	92.96	92.85	83.49	77.70	79.05	50.16	44.55	56.75	47.42	27.50	22.61
WPS	17.57	15.86	13.57	14.15	14.92	18.06	30.15	53.70	70.07	74.07	80.74	93.28	105.80	100.70	103.14	107.68	93.11	83.40	66.63	55.92	79.03	52.49	29.53	21.14
Cleared(GW)	57.1	55.8	54.2	54.6	56.9	61.4	66.2	69.2	70.9	73.9	75.7	77.6	78.9	80.2	80.0	80.3	80.3	79.8	76.6	76.0	78.0	72.0	68.5	65.3



Preliminary Real-Time Prices with Forecasted and Actual System Load

	HE1	HE2	HE3	HE4	HE5	HE6	HE7	HE8	HE9	HE10	HE11	HE12	HE13	HE14	HE15	HE16	HE17	HE18	HE19	HE20	HE21	HE22	HE23	HE24
CINERGY.HUB	14.50	17.36	20.75	24.91	27.20	13.12	39.80	50.85	77.40	225.58	102.84	111.81	115.12	136.81	170.57	187.76	115.87	102.18	285.11	99.15	245.13	287.41	137.30	43.43
FE.HUB	14.71	17.57	22.59	26.65	35.45	19.17	40.68	51.95	79.10	225.61	101.55	106.15	103.42	127.33	162.41	184.71	109.67	93.64	281.78	93.13	241.56	285.28	136.92	43.26
ILLINOIS.HUB	14.08	16.68	19.36	23.24	16.95	11.71	38.67	49.60	74.99	216.55	98.19	107.02	108.63	127.55	160.11	179.53	106.07	90.02	277.40	89.81	237.14	280.32	133.92	42.13
MICHIGAN.HUB	14.72	17.64	19.09	23.60	35.47	6.03	40.77	52.05	79.12	226.13	102.47	108.41	110.10	129.83	160.11	183.62	109.45	93.79	282.50	93.47	244.33	289.59	138.53	43.91
MINN.HUB	13.51	16.19	18.91	22.50	14.86	11.19	15.97	22.46	57.55	122.49	22.67	44.96	26.86	40.82	21.16	73.44	30.40	30.30	79.88	-2.60	88.88	47.31	23.51	34.74
WPS	14.51	16.91	18.70	22.21	13.41	12.32	40.78	52.37	77.90	70.51	20.73	22.14	-9.74	25.38	-0.90	47.23	82.14	52.97	65.93	35.79	97.22	116.23	103.74	32.38
Forecasted(GW)	58.0	55.8	54.4	53.6	53.2	53.5	54.8	55.7	56.7	58.1	58.3	58.1	57.7	57.2	56.6	56.0	56.0	58.1	61.6	65.3	63.8	63.0	60.8	58.8
(RT) - (DA Load)	-0.38	-1.08	-0.76	-1.25	-1.79	-2.20	-2.12	-0.31	1.71	1.82	2.44	2.07	2.23	2.30	2.87	2.93	2.91	2.90	5.65	4.76	2.40	6.68	4.25	2.04



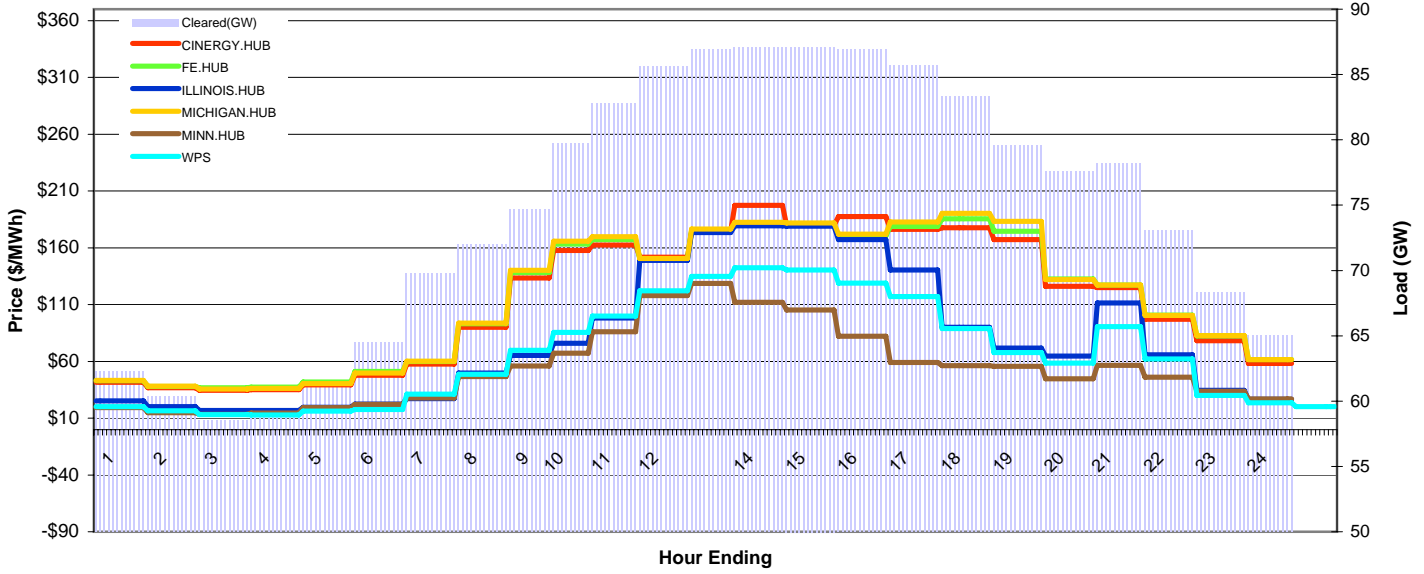
MISO Daily Report

Delivery Day: Friday, June 6, 2008

Price Color Codes: <=0 >=100 >=200

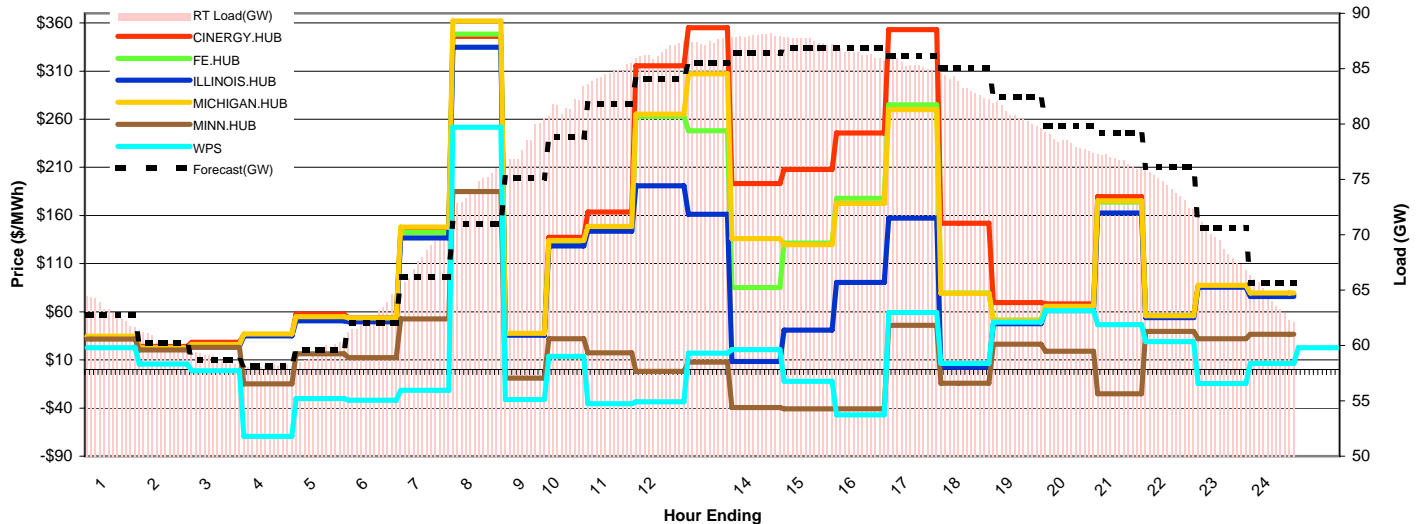
Day-Ahead Prices and Cleared Load

	HE1	HE2	HE3	HE4	HE5	HE6	HE7	HE8	HE9	HE10	HE11	HE12	HE13	HE14	HE15	HE16	HE17	HE18	HE19	HE20	HE21	HE22	HE23	HE24
CINERGY.HUB	41.59	36.70	34.53	35.02	39.16	47.64	57.55	90.00	133.38	157.48	162.39	151.80	174.14	197.21	179.48	187.59	176.25	177.70	167.11	126.05	125.00	97.18	78.04	58.26
FE.HUB	42.83	38.02	36.72	37.30	41.78	51.05	59.78	93.08	138.23	163.17	167.08	150.25	175.30	180.51	179.88	170.36	178.87	185.62	174.54	132.46	127.17	100.69	82.41	61.43
ILLINOIS.HUB	25.25	20.08	16.69	16.70	19.70	22.29	27.13	49.64	65.11	75.92	98.07	148.81	173.47	179.36	178.93	167.13	140.43	90.08	71.75	64.53	111.46	65.82	34.37	26.66
MICHIGAN.HUB	43.11	38.20	35.67	36.20	40.46	49.69	60.14	93.53	140.24	165.83	169.69	150.57	176.58	182.38	181.96	172.09	182.65	190.18	183.32	132.07	127.18	100.44	82.64	61.62
MINN.HUB	19.29	14.78	13.51	14.60	19.29	22.22	27.81	46.54	55.85	67.12	85.92	117.89	128.64	111.87	105.25	82.04	59.03	56.28	55.70	44.55	56.41	46.16	33.54	26.93
WPS	20.04	16.43	12.98	12.84	16.08	17.72	31.19	48.67	69.83	85.36	99.97	122.02	134.72	142.48	140.46	128.74	116.99	88.79	67.77	58.56	90.49	62.17	29.96	23.62
Cleared(GW)	62.3	60.4	58.5	58.9	61.3	64.5	69.7	72.0	74.6	79.7	82.8	85.6	86.9	87.0	87.1	86.9	85.7	83.3	79.6	77.6	78.2	73.1	68.3	65.0



Preliminary Real-Time Prices with Forecasted and Actual System Load

	HE1	HE2	HE3	HE4	HE5	HE6	HE7	HE8	HE9	HE10	HE11	HE12	HE13	HE14	HE15	HE16	HE17	HE18	HE19	HE20	HE21	HE22	HE23	HE24
CINERGY.HUB	33.94	24.01	28.23	36.40	57.49	53.66	144.46	346.13	36.96	137.43	163.54	315.62	354.94	193.18	207.66	245.79	353.01	152.03	69.59	68.32	179.50	55.71	86.67	77.98
FE.HUB	34.15	22.29	25.86	36.10	53.65	52.13	142.49	348.38	36.61	131.81	146.64	263.03	248.15	85.24	131.38	177.90	275.07	79.63	51.14	65.51	173.82	55.95	86.79	77.97
ILLINOIS.HUB	32.67	20.86	24.09	35.02	50.70	49.58	136.70	334.88	35.71	128.46	143.73	190.70	161.33	8.25	41.04	90.32	157.27	2.42	47.69	61.26	162.60	53.90	85.61	76.00
MICHIGAN.HUB	34.53	22.45	26.16	36.89	54.82	53.49	148.09	361.89	37.47	133.95	148.80	265.31	307.22	135.89	129.82	172.59	270.06	79.18	51.12	65.70	175.38	55.88	87.49	79.59
MINN.HUB	31.58	20.22	23.16	-15.00	16.39	12.27	52.71	184.83	-9.04	32.07	17.48	-1.94	7.76	-39.45	-40.74	-40.84	45.81	-14.25	26.24	18.86	-25.28	39.61	31.86	36.57
WPS	22.70	5.89	-1.13	-69.39	-30.20	-31.68	-21.40	251.65	-31.22	13.86	-35.43	-33.34	16.99	20.83	-12.33	-47.23	59.13	6.37	49.27	61.36	46.67	28.97	-14.54	6.50
Forecasted(GW)	58.0	55.8	54.4	53.6	53.2	53.5	54.8	55.7	56.7	58.1	58.3	58.1	57.7	57.2	56.6	56.0	56.0	58.1	61.6	65.3	63.8	63.0	60.8	58.8
(RT) - (DA Load)	0.86	0.06	0.34	-0.75	-1.83	-1.68	-1.55	2.28	3.58	2.03	1.78	0.95	0.53	0.94	0.49	-0.56	-0.35	0.07	1.20	0.71	-1.50	1.16	0.78	-0.88



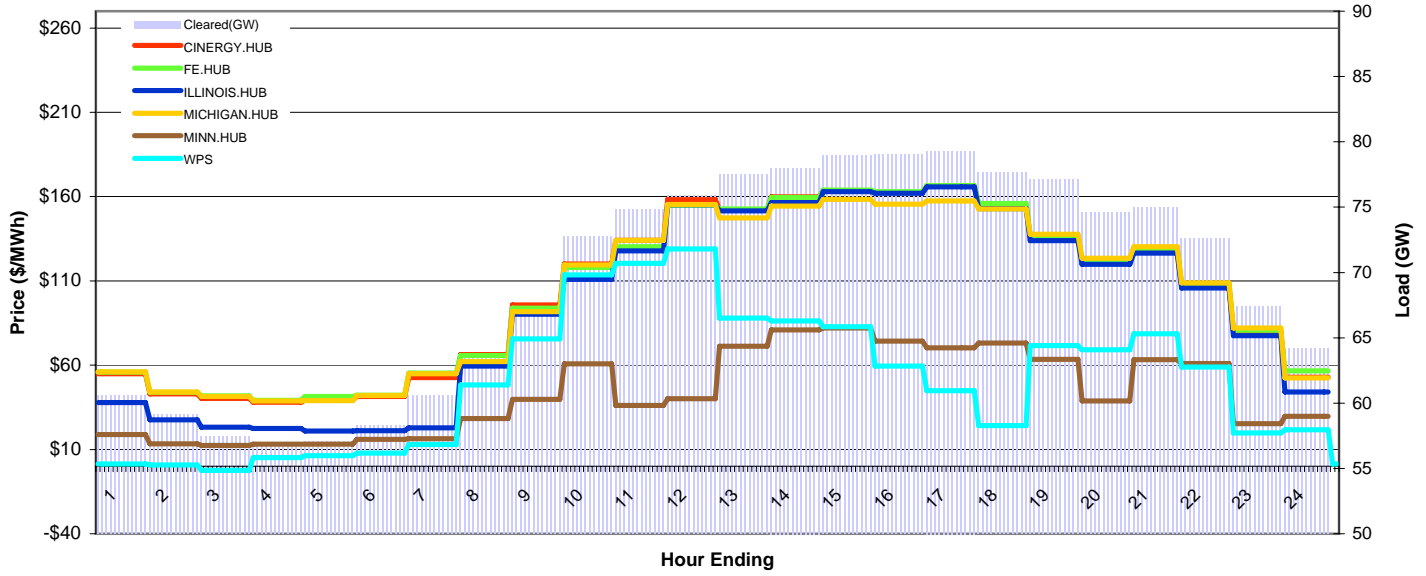
MISO Daily Report

Delivery Day: Saturday, June 7, 2008

Price Color Codes: <=0 >=100 >=200

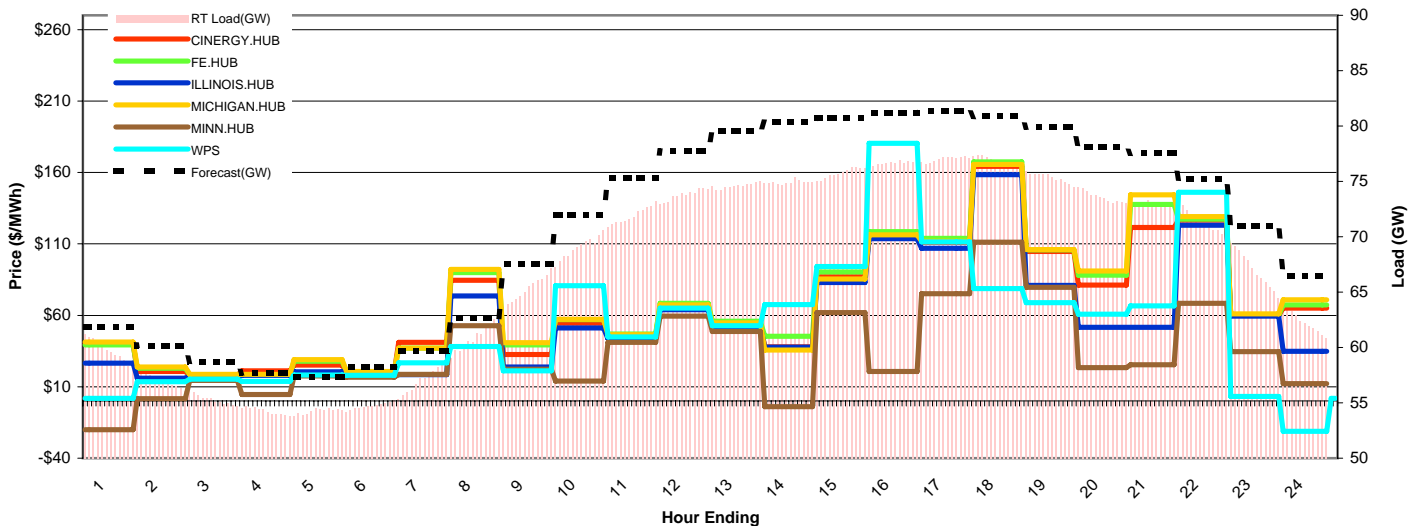
Day-Ahead Prices and Cleared Load

	HE1	HE2	HE3	HE4	HE5	HE6	HE7	HE8	HE9	HE10	HE11	HE12	HE13	HE14	HE15	HE16	HE17	HE18	HE19	HE20	HE21	HE22	HE23	HE24
CINERGY.HUB	55.00	42.94	40.38	37.94	39.36	41.37	52.57	66.36	95.77	120.09	134.09	158.20	152.30	159.99	163.23	162.39	166.24	155.36	135.87	122.12	128.93	107.35	80.00	52.78
FE.HUB	55.85	43.95	41.78	39.07	41.37	42.25	55.26	65.72	93.82	117.88	130.35	154.95	152.69	159.51	163.86	162.96	166.60	155.94	136.72	122.56	129.38	108.18	80.68	56.59
ILLINOIS.HUB	37.90	27.64	23.19	22.42	20.96	21.06	22.79	59.53	90.30	110.89	127.72	155.11	151.57	156.45	162.87	161.89	165.82	152.78	133.97	119.83	126.55	105.85	77.53	44.02
MICHIGAN.HUB	56.08	44.08	41.38	38.76	39.05	41.95	54.84	62.06	91.74	119.54	134.12	155.36	147.39	154.45	158.30	155.44	157.49	152.76	137.64	123.43	130.25	108.78	82.01	52.45
MINN.HUB	18.94	13.36	12.32	13.06	13.06	15.92	16.38	28.37	39.69	60.85	36.14	40.11	71.22	80.88	82.10	74.32	70.35	73.05	63.46	38.78	63.29	61.03	25.24	29.60
WPS	1.34	0.74	-2.42	5.11	6.23	7.90	12.99	48.24	75.61	113.55	120.35	128.95	87.90	86.15	82.86	59.42	44.94	24.13	71.69	69.19	78.71	58.99	19.79	21.75
Cleared(GW)	60.6	59.1	57.5	56.7	57.1	58.3	60.6	63.9	67.4	72.8	74.8	75.9	77.5	78.0	78.9	79.0	79.3	77.7	77.1	74.6	75.0	72.6	67.4	64.2



Preliminary Real-Time Prices with Forecasted and Actual System Load

	HE1	HE2	HE3	HE4	HE5	HE6	HE7	HE8	HE9	HE10	HE11	HE12	HE13	HE14	HE15	HE16	HE17	HE18	HE19	HE20	HE21	HE22	HE23	HE24
CINERGY.HUB	40.29	20.66	18.07	21.10	25.14	20.26	41.18	84.58	32.65	54.51	45.23	65.89	53.92	38.05	87.03	115.46	111.22	164.35	104.80	81.12	121.53	126.63	59.79	65.01
FE.HUB	39.26	22.88	18.40	18.48	27.98	20.49	37.11	90.01	39.25	56.97	46.86	68.48	55.91	45.28	90.34	118.60	113.87	167.38	105.79	88.17	137.69	127.36	59.96	67.34
ILLINOIS.HUB	26.43	16.04	17.02	18.11	20.44	18.11	18.49	73.59	23.79	51.27	43.65	63.87	52.29	37.68	82.98	113.68	107.02	158.56	80.94	51.71	51.59	122.97	59.42	34.72
MICHIGAN.HUB	41.33	23.78	18.65	18.70	28.93	20.64	36.95	92.24	40.87	57.12	46.44	67.28	54.65	35.72	85.34	116.38	111.94	165.52	106.10	91.07	144.31	129.05	61.01	70.98
MINN.HUB	-19.98	1.57	14.46	4.61	17.53	16.65	18.78	52.84	22.32	14.05	41.12	59.40	48.78	-3.92	61.85	20.69	75.10	111.22	79.60	23.36	25.48	68.49	34.54	12.09
WPS	1.96	13.46	15.26	13.83	18.18	18.04	26.82	38.18	21.06	80.72	44.86	64.99	52.80	67.41	94.20	180.44	111.31	78.73	68.96	60.74	66.73	146.08	3.19	-21.13
Forecasted(GW)	58.0	55.8	54.4	53.6	53.2	53.5	54.8	55.7	56.7	58.1	58.3	58.1	57.7	57.2	56.6	56.0	56.0	58.1	61.6	65.3	63.8	63.0	60.8	58.8
(RT) - (DA Load)	-0.81	-2.04	-2.17	-2.44	-2.81	-3.59	-3.47	-2.86	-2.18	-3.75	-2.90	-2.08	-2.91	-3.07	-3.20	-2.37	-2.30	-0.96	-1.77	-0.99	-1.92	-1.26	-0.32	-1.87



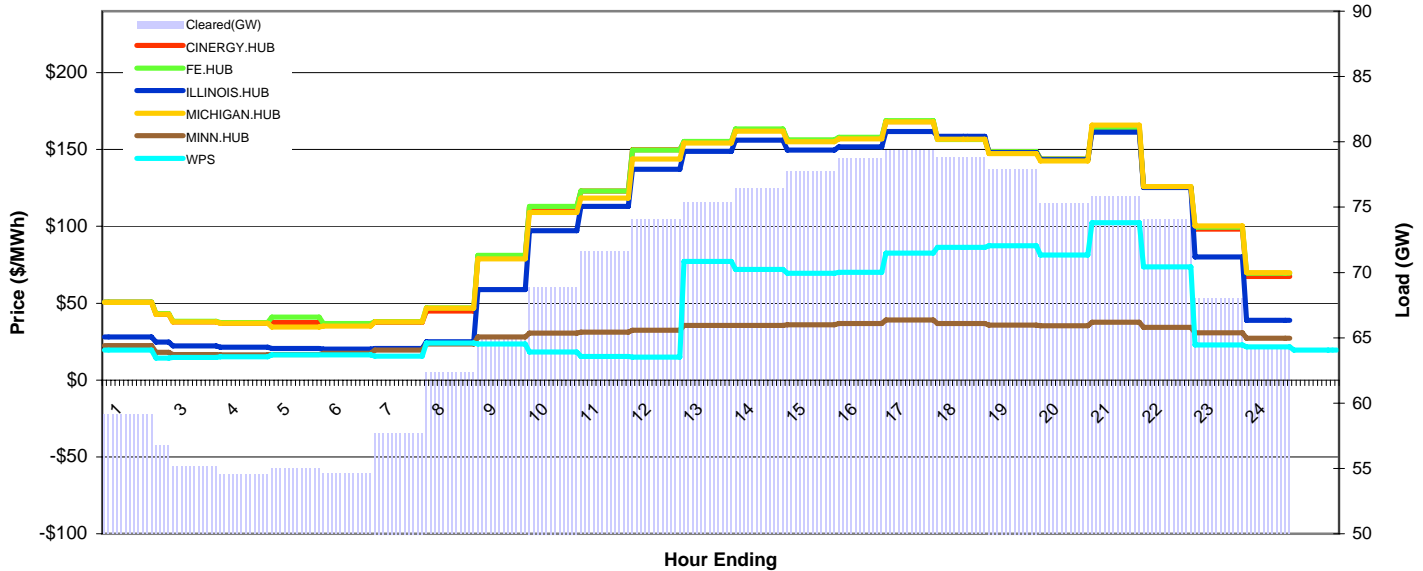
MISO Daily Report

Delivery Day: Sunday, June 8, 2008

Price Color Codes: <=0 >=100 >=200

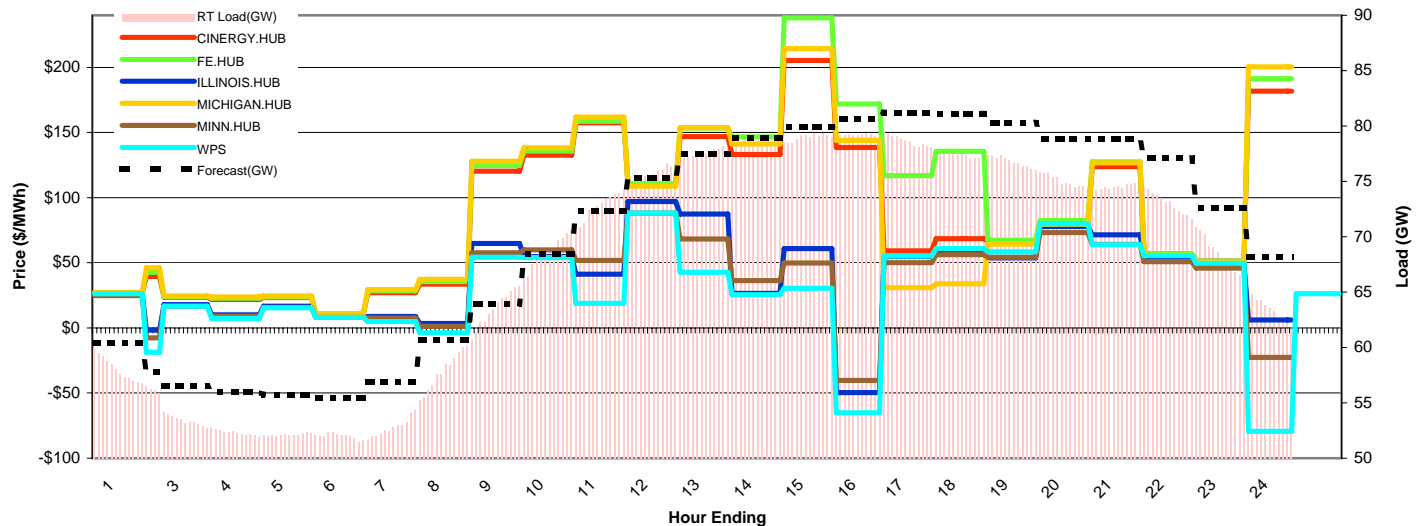
Day-Ahead Prices and Cleared Load

	HE1	HE2	HE3	HE4	HE5	HE6	HE7	HE8	HE9	HE10	HE11	HE12	HE13	HE14	HE15	HE16	HE17	HE18	HE19	HE20	HE21	HE22	HE23	HE24
CINERGY.HUB	50.80	42.79	37.86	37.01	37.45	35.89	37.64	45.01	80.72	112.27	123.02	149.77	154.79	162.86	155.87	157.44	168.09	156.63	148.56	143.77	163.89	125.50	98.13	67.41
FE.HUB	50.74	43.33	38.20	37.32	41.05	36.86	38.06	46.96	81.20	113.01	122.99	149.69	155.31	163.33	156.39	158.03	168.73	156.56	148.59	143.76	164.04	125.69	99.53	69.50
ILLINOIS.HUB	27.99	24.71	22.15	21.38	20.52	20.22	20.65	24.98	58.92	97.18	113.08	137.13	148.85	155.99	149.66	151.68	161.80	158.60	147.94	143.41	161.27	125.26	80.16	38.90
MICHIGAN.HUB	50.61	42.84	37.82	36.97	34.54	35.19	37.74	46.71	78.85	109.11	118.40	143.81	154.26	161.96	155.11	156.85	168.06	156.72	147.29	142.58	165.81	125.82	100.24	69.80
MINN.HUB	22.36	17.98	16.50	16.43	16.68	17.46	19.53	23.43	28.07	30.57	31.07	32.47	35.52	35.50	35.98	36.89	39.15	36.83	35.77	35.28	37.55	34.30	30.77	27.21
WPS	19.56	14.39	14.81	15.19	16.43	16.40	15.59	24.11	23.57	18.27	15.45	14.91	77.11	71.98	69.56	70.13	82.60	86.34	87.46	81.42	102.35	73.58	22.75	21.64
Cleared(GW)	59.1	56.8	55.2	54.5	55.0	54.6	57.7	62.4	64.9	68.9	71.6	74.1	75.4	76.5	77.8	78.7	79.3	78.8	77.9	75.2	75.8	74.0	68.0	64.3



Preliminary Real-Time Prices with Forecasted and Actual System Load

	HE1	HE2	HE3	HE4	HE5	HE6	HE7	HE8	HE9	HE10	HE11	HE12	HE13	HE14	HE15	HE16	HE17	HE18	HE19	HE20	HE21	HE22	HE23	HE24
CINERGY.HUB	26.72	39.66	23.49	21.79	23.31	10.72	27.10	33.66	120.46	132.56	157.34	110.23	146.94	133.18	205.33	138.62	59.07	68.44	66.74	81.25	123.78	56.66	51.31	181.81
FE.HUB	27.09	42.80	24.02	22.72	23.93	10.94	28.41	35.70	124.71	135.75	158.62	110.60	153.48	146.64	238.00	171.84	116.93	135.60	67.35	82.48	127.56	57.04	51.43	191.28
ILLINOIS.HUB	25.82	-1.68	17.80	10.12	16.67	8.41	8.86	3.51	64.90	54.73	41.28	97.12	87.48	26.55	60.99	-49.67	55.04	58.92	53.88	77.78	71.54	54.51	49.23	6.18
MICHIGAN.HUB	27.26	46.16	24.64	23.85	24.49	11.11	29.41	37.42	127.89	138.25	161.76	108.70	153.88	141.19	214.33	144.03	30.83	33.97	64.41	79.46	126.85	55.75	50.60	200.33
MINN.HUB	24.71	-7.65	16.69	9.02	15.71	8.01	7.71	1.30	57.65	59.89	51.91	88.07	68.26	36.26	49.76	-40.36	50.05	56.13	54.26	73.20	64.05	50.82	45.86	-22.64
WPS	26.26	-18.71	16.72	7.29	15.47	8.09	4.95	-3.67	54.17	54.13	18.89	88.26	42.73	25.43	30.38	-65.16	55.30	60.94	58.41	80.08	63.77	55.50	49.67	-79.47
Forecasted(GW)	58.0	55.8	54.4	53.6	53.2	53.5	54.8	55.7	56.7	58.1	58.3	58.1	57.7	57.2	56.6	56.0	56.0	58.1	61.6	65.3	63.8	63.0	60.8	58.8
(RT) - (DA Load)	-1.07	-0.55	-1.74	-2.18	-2.81	-2.59	-4.93	-4.48	-1.38	-0.32	1.14	1.54	2.17	2.07	1.23	0.49	-0.64	-1.32	-1.14	-0.18	-1.30	-0.96	0.44	-0.77



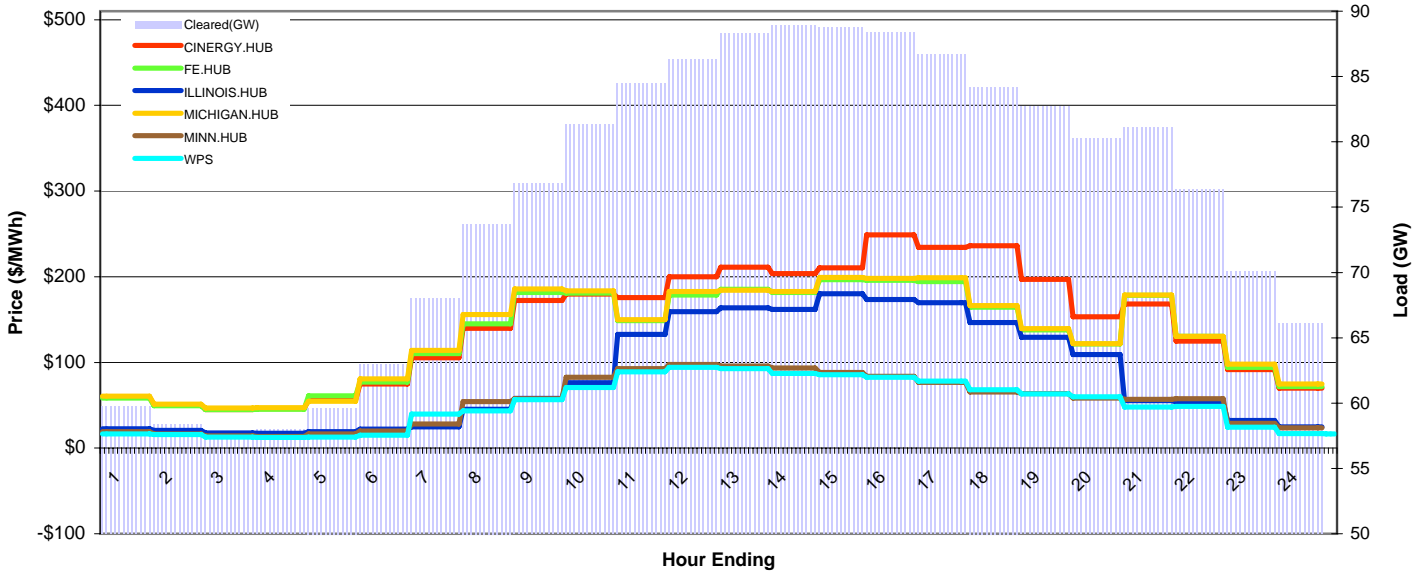
MISO Daily Report

Delivery Day: Monday, June 9, 2008

Price Color Codes: ≤0 ≥100 ≥200

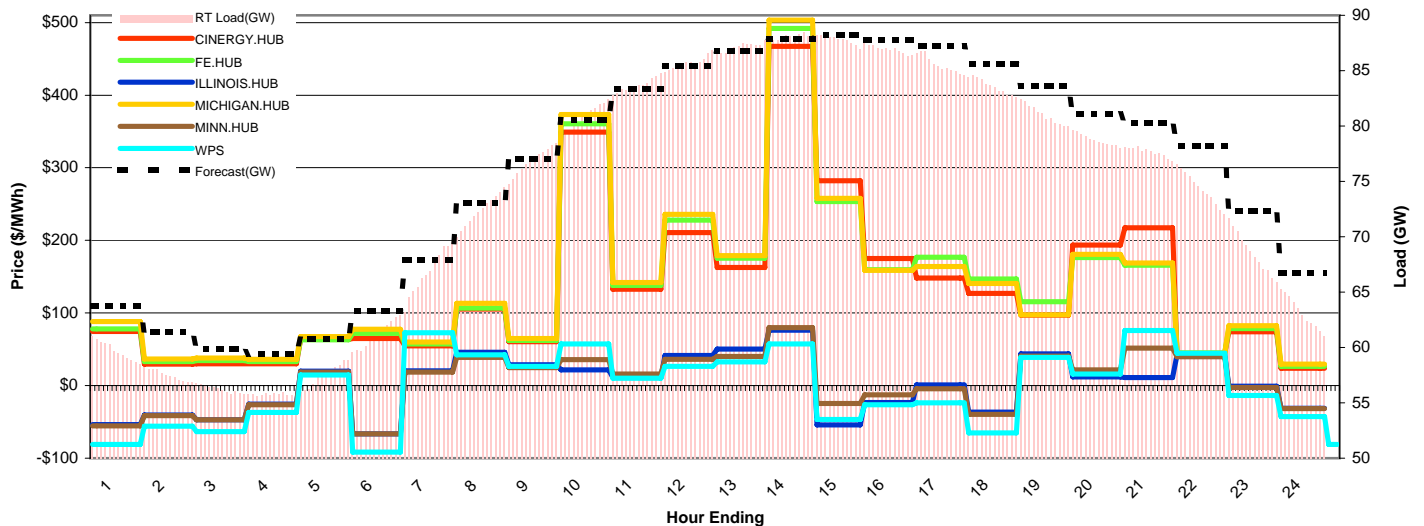
Day-Ahead Prices and Cleared Load

	HE1	HE2	HE3	HE4	HE5	HE6	HE7	HE8	HE9	HE10	HE11	HE12	HE13	HE14	HE15	HE16	HE17	HE18	HE19	HE20	HE21	HE22	HE23	HE24
CINERGY.HUB	59.57	50.55	45.00	46.08	56.07	75.00	105.48	139.76	172.16	179.85	175.53	200.00	211.01	203.66	210.37	249.00	234.31	236.24	196.99	153.35	168.33	125.03	91.70	69.96
FE.HUB	58.45	49.38	44.99	45.41	60.96	77.01	110.27	144.93	181.83	180.95	148.61	178.68	185.29	181.81	196.75	195.74	194.34	164.39	137.83	121.35	178.46	130.39	94.08	71.94
ILLINOIS.HUB	22.64	20.70	17.62	17.25	19.23	22.17	24.91	45.31	57.94	76.36	132.75	159.32	163.61	161.94	180.00	173.44	169.83	146.46	129.50	109.23	55.23	53.98	32.27	24.62
MICHIGAN.HUB	60.61	51.10	46.63	47.10	54.72	80.64	114.20	155.95	185.62	183.41	149.99	182.70	184.30	182.74	199.14	198.03	198.70	166.17	139.40	121.89	178.80	130.62	97.98	74.92
MINN.HUB	19.15	16.41	14.40	13.65	16.44	19.78	27.94	54.34	57.46	82.69	92.74	97.55	95.71	93.51	88.43	83.77	76.71	65.57	63.70	58.21	56.87	57.73	28.77	23.53
WPS	16.58	15.94	12.89	12.59	12.93	14.89	39.60	43.56	56.69	70.65	89.10	94.35	92.67	87.11	85.67	82.71	78.24	68.07	63.10	59.90	48.10	48.79	24.47	16.91
Cleared(GW)	59.7	58.4	57.8	58.0	59.6	62.9	68.0	73.7	76.8	81.3	84.5	86.3	88.3	88.9	88.8	88.4	86.7	84.2	82.7	80.3	81.1	76.4	70.1	66.1



Preliminary Real-Time Prices with Forecasted and Actual System Load

	HE1	HE2	HE3	HE4	HE5	HE6	HE7	HE8	HE9	HE10	HE11	HE12	HE13	HE14	HE15	HE16	HE17	HE18	HE19	HE20	HE21	HE22	HE23	HE24
CINERGY.HUB	74.52	29.41	30.23	30.12	63.31	64.73	54.51	105.48	60.30	349.23	132.79	210.84	162.57	467.46	281.93	175.00	148.33	126.96	96.99	193.58	217.41	43.99	74.05	23.88
FE.HUB	78.06	33.13	34.27	33.26	63.23	71.79	57.27	106.77	62.04	360.69	137.81	227.89	175.46	491.94	253.44	159.49	176.78	146.62	115.37	176.47	165.79	44.95	78.64	26.70
ILLINOIS.HUB	-53.83	-40.56	-46.89	-25.65	19.88	-66.30	20.18	45.93	28.63	21.50	11.00	41.60	50.14	76.15	-54.23	0.99	-36.32	43.81	12.04	10.96	42.21	-0.81	-31.15	
MICHIGAN.HUB	88.14	36.85	38.17	36.07	67.55	77.67	60.01	113.43	65.00	373.17	141.84	235.97	178.87	503.51	258.00	158.69	163.84	140.44	97.26	180.68	168.73	44.68	82.53	29.61
MINN.HUB	-55.52	-41.47	-47.28	-26.50	18.72	-66.31	18.64	39.02	24.59	35.58	16.07	36.41	40.12	79.67	-24.75	-12.53	-4.19	-39.58	40.72	21.81	51.75	39.69	-2.79	-31.87
WPS	-80.96	-55.74	-63.43	-37.18	14.39	-91.51	72.72	42.41	26.58	57.36	10.27	26.45	32.62	57.33	-46.58	-26.38	-23.62	-64.99	38.66	15.82	75.65	44.51	-13.64	-42.60
Forecasted(GW)	58.0	55.8	54.4	53.6	53.2	53.5	54.8	55.7	56.7	58.1	58.3	58.1	57.7	57.2	56.6	56.0	56.0	58.1	61.6	65.3	63.8	63.0	60.8	58.8
(RT) - (DA Load)	0.00	-0.85	-1.52	-2.16	-2.15	-1.74	-1.19	-1.38	0.04	-0.42	-0.83	-0.56	-1.14	-0.84	-0.98	-1.41	-1.13	-0.59	-1.68	-1.51	-3.43	-2.01	-1.49	-2.94



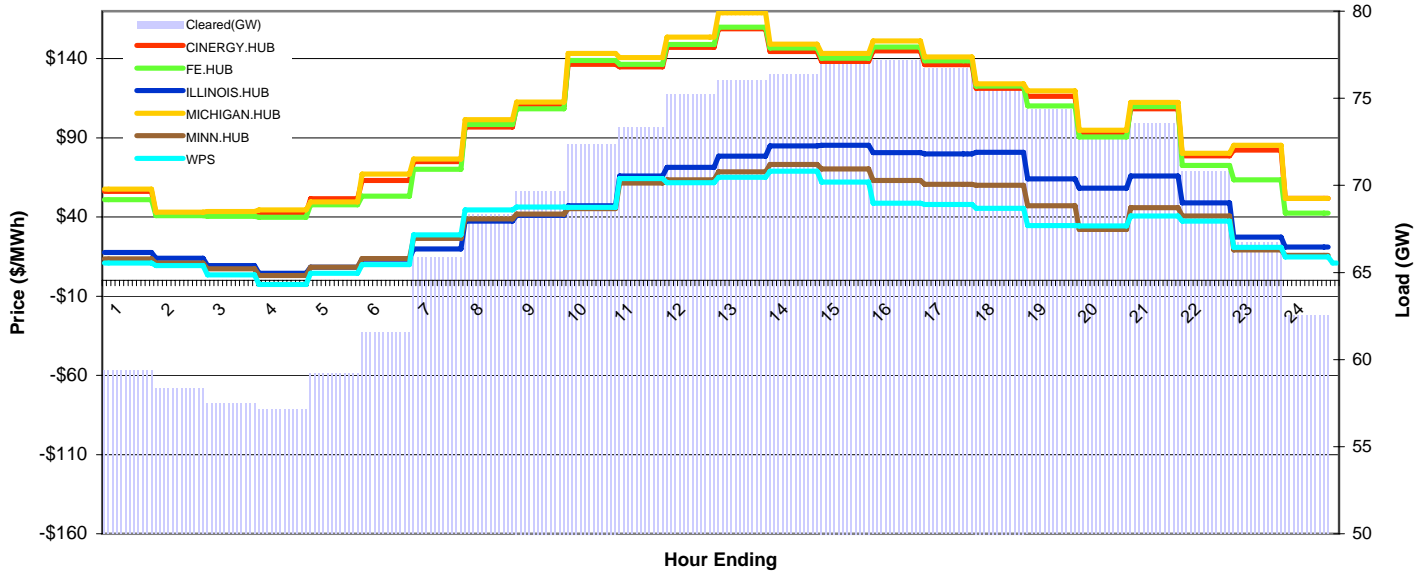
MISO Daily Report

Delivery Day: Tuesday, June 10, 2008

Price Color Codes: <=0 >=100 >=200

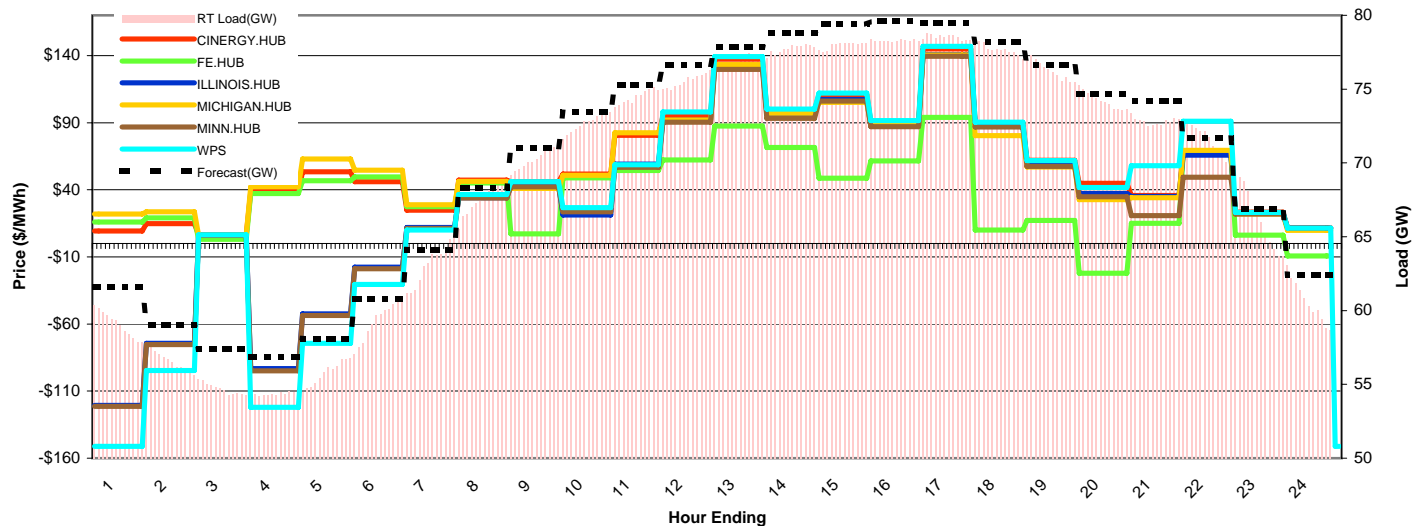
Day-Ahead Prices and Cleared Load

	HE1	HE2	HE3	HE4	HE5	HE6	HE7	HE8	HE9	HE10	HE11	HE12	HE13	HE14	HE15	HE16	HE17	HE18	HE19	HE20	HE21	HE22	HE23	HE24
CINERGY.HUB	56.16	41.83	41.57	42.10	51.68	63.02	75.00	96.76	110.19	136.40	134.76	147.11	158.97	144.52	138.30	144.99	136.30	121.20	116.20	92.58	108.28	78.70	82.23	51.83
FE.HUB	51.06	40.83	40.43	39.87	47.81	53.20	70.22	98.46	108.40	138.85	136.55	149.08	159.99	146.66	140.28	147.37	138.66	122.67	110.19	90.62	109.76	72.63	63.48	42.56
ILLINOIS.HUB	17.54	13.90	9.28	4.55	8.24	13.32	19.82	37.47	41.07	47.12	66.00	71.43	78.40	85.01	85.27	80.60	79.79	80.93	64.12	58.31	65.91	48.95	27.23	21.16
MICHIGAN.HUB	57.60	43.15	43.55	44.54	49.58	67.15	76.64	101.44	112.60	143.41	140.60	153.57	168.97	149.15	143.27	151.24	141.17	124.22	119.66	94.84	112.43	80.30	85.31	51.79
MINN.HUB	13.67	10.92	7.24	3.07	8.38	13.70	26.55	38.93	41.81	45.23	61.53	63.53	68.58	73.13	70.46	63.17	60.64	60.02	47.14	32.10	45.83	40.64	19.29	15.77
WPS	10.93	9.34	3.56	-2.48	4.41	9.97	28.68	44.56	46.23	46.19	64.21	61.73	65.13	68.97	62.07	48.65	47.86	45.58	34.70	34.43	40.59	37.38	20.82	14.88
Cleared(GW)	59.4	58.3	57.5	57.1	59.2	61.6	65.8	68.3	69.7	72.4	73.3	75.2	76.0	76.4	77.4	77.2	76.7	75.6	74.3	73.0	73.6	70.8	66.7	62.5



Preliminary Real-Time Prices with Forecasted and Actual System Load

	HE1	HE2	HE3	HE4	HE5	HE6	HE7	HE8	HE9	HE10	HE11	HE12	HE13	HE14	HE15	HE16	HE17	HE18	HE19	HE20	HE21	HE22	HE23	HE24
CINERGY.HUB	9.40	14.67	6.38	38.56	53.35	45.90	24.70	47.16	46.04	51.71	80.66	95.00	137.42	98.83	110.79	90.24	144.89	89.53	61.89	44.82	35.76	67.38	23.32	11.73
FE.HUB	15.85	18.98	3.17	37.14	46.80	49.66	27.33	45.05	7.05	48.89	54.42	62.33	87.50	71.64	48.64	61.55	93.95	10.05	17.21	-22.22	15.08	67.27	6.12	-9.29
ILLINOIS.HUB	-120.64	-74.32	6.11	-93.35	-52.41	-17.59	11.87	34.08	42.81	21.29	59.02	91.89	132.82	95.62	107.39	87.67	140.57	87.21	59.64	37.12	34.96	65.77	22.63	11.36
MICHIGAN.HUB	21.92	23.55	6.09	42.29	62.87	54.65	28.93	46.27	40.89	50.83	82.61	92.10	133.26	97.01	105.03	88.11	140.49	80.35	56.98	32.57	34.11	69.37	21.94	9.66
MINN.HUB	-121.49	-75.34	6.00	-94.82	-53.61	-18.77	11.17	33.81	42.27	23.64	56.85	90.27	129.67	93.33	106.14	87.01	139.46	86.83	57.47	34.91	20.72	49.30	22.02	11.41
WPS	-151.14	-94.65	6.42	-122.17	-74.33	-30.51	10.07	36.42	45.93	26.78	58.68	97.91	139.35	100.09	112.07	91.62	146.85	90.35	61.65	41.67	57.86	91.09	23.17	11.37
Forecasted(GW)	58.0	55.8	54.4	53.6	53.2	53.5	54.8	55.7	56.7	58.1	58.3	58.1	57.7	57.2	56.6	56.0	56.0	58.1	61.6	65.3	63.8	63.0	60.8	58.8
(RT) - (DA Load)	-0.30	-1.72	-2.79	-2.72	-3.43	-2.26	-2.71	-0.76	0.61	0.32	1.18	0.34	0.89	1.33	0.60	1.14	1.83	2.14	1.94	1.28	-0.72	0.76	-0.42	-1.90



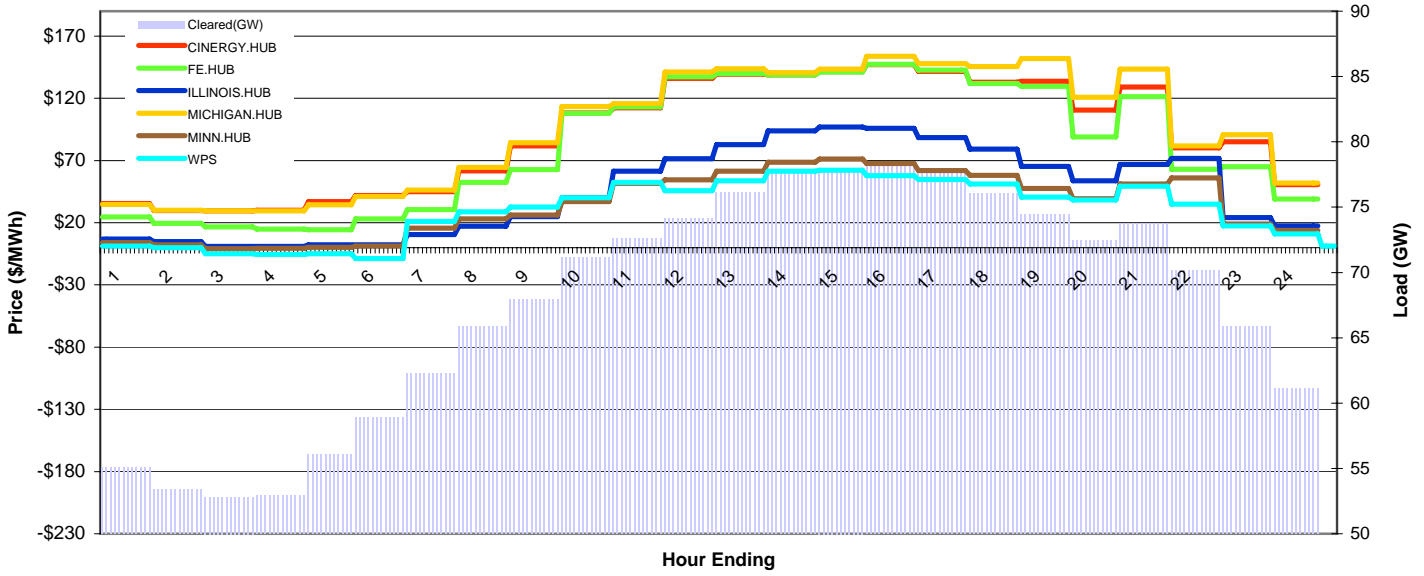
MISO Daily Report

Delivery Day: Wednesday, June 11, 2008

Price Color Codes: ≤0 ≥100 ≥200

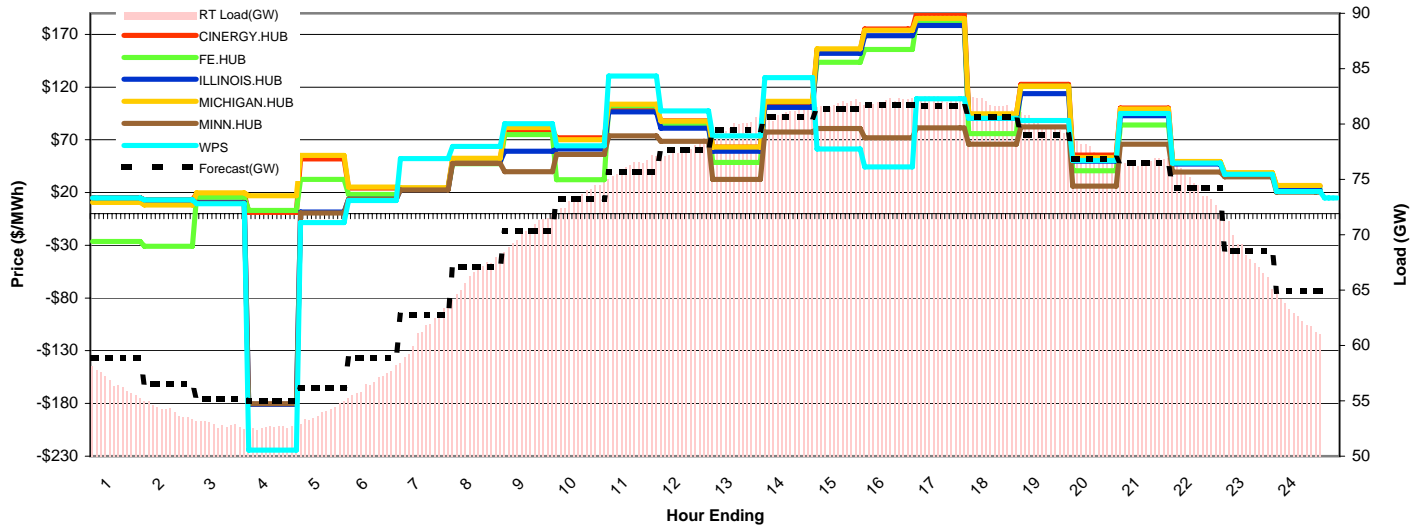
Day-Ahead Prices and Cleared Load

	HE1	HE2	HE3	HE4	HE5	HE6	HE7	HE8	HE9	HE10	HE11	HE12	HE13	HE14	HE15	HE16	HE17	HE18	HE19	HE20	HE21	HE22	HE23	HE24
CINERGY.HUB	35.47	29.75	29.47	29.93	36.88	41.78	45.00	61.66	81.82	108.30	112.24	136.08	139.33	138.79	141.33	147.08	141.67	132.98	133.59	110.40	129.06	80.05	85.00	50.58
FE.HUB	24.62	19.60	16.62	14.95	14.23	23.00	30.66	52.44	62.57	107.95	112.99	137.38	139.92	138.78	141.17	147.29	142.70	131.76	129.62	88.97	121.41	62.89	64.93	38.93
ILLINOIS.HUB	6.75	4.94	0.95	0.97	2.13	2.36	10.45	17.25	24.94	39.95	61.37	71.36	82.67	93.76	96.85	95.84	88.32	79.08	65.19	53.79	66.84	71.78	24.01	17.52
MICHIGAN.HUB	34.54	29.91	29.43	29.42	34.31	41.21	46.25	64.52	84.21	113.48	115.78	141.24	143.66	140.69	143.49	153.81	147.86	145.49	151.92	120.88	143.34	81.78	90.68	51.88
MINN.HUB	4.06	2.31	-0.85	-0.48	0.28	1.22	15.68	23.19	26.16	37.01	51.62	54.46	61.36	68.57	71.18	67.69	62.04	57.98	47.50	39.33	51.15	55.97	19.02	13.80
WPS	1.25	0.06	-4.99	-5.34	-4.93	-8.75	21.03	28.80	32.48	40.08	52.41	45.79	53.71	61.32	62.16	57.72	54.84	51.03	40.61	38.14	49.32	34.79	17.35	11.05
Cleared(GW)	55.0	53.4	52.8	52.9	56.1	58.9	62.3	65.9	67.9	71.1	72.6	74.2	76.1	77.7	78.0	78.1	77.7	76.1	74.4	72.4	73.8	70.2	65.9	61.1



Preliminary Real-Time Prices with Forecasted and Actual System Load

	HE1	HE2	HE3	HE4	HE5	HE6	HE7	HE8	HE9	HE10	HE11	HE12	HE13	HE14	HE15	HE16	HE17	HE18	HE19	HE20	HE21	HE22	HE23	HE24
CINERGY.HUB	15.18	13.18	18.92	1.17	52.00	24.29	23.70	51.06	78.71	71.92	99.77	88.05	63.12	104.91	154.54	174.99	189.91	93.84	122.71	55.60	100.10	48.64	38.25	26.05
FE.HUB	-26.37	-31.00	15.43	2.96	32.56	18.22	24.03	47.26	75.12	32.13	102.25	85.53	48.66	106.35	143.68	155.62	182.38	75.76	120.89	40.61	84.17	49.21	37.65	24.05
ILLINOIS.HUB	14.82	12.84	10.58	-180.97	1.45	13.64	22.93	49.54	59.18	61.40	96.51	81.19	59.27	100.67	152.02	168.83	178.37	90.58	113.77	49.69	92.96	47.08	36.76	22.44
MICHIGAN.HUB	10.58	8.28	19.87	17.13	55.39	25.21	24.53	52.49	81.63	70.06	103.95	87.64	63.16	106.40	156.43	173.80	185.23	94.82	120.72	52.99	99.36	49.45	38.75	26.66
MINN.HUB	14.96	13.06	10.09	-180.28	0.53	13.55	22.55	47.53	39.90	56.22	73.77	68.63	32.56	77.40	80.90	71.83	81.32	65.86	82.14	26.07	66.01	39.55	35.04	20.42
WPS	15.00	12.95	9.37	-224.10	-8.43	12.45	52.20	63.86	85.29	64.50	130.44	97.35	73.78	129.11	61.24	44.46	109.10	90.37	88.30	50.54	95.07	48.12	37.40	20.94
Forecasted(GW)	58.0	55.8	54.4	53.6	53.2	53.5	54.8	55.7	56.7	58.1	58.3	58.1	57.7	57.2	56.6	56.0	56.0	58.1	61.6	65.3	63.8	63.0	60.8	58.8
(RT) - (DA Load)	1.55	0.77	0.04	-0.30	-2.16	-2.25	-0.99	0.55	2.45	2.39	3.59	3.64	3.74	3.37	3.84	3.97	4.66	5.77	5.58	5.22	2.87	4.32	2.42	1.62



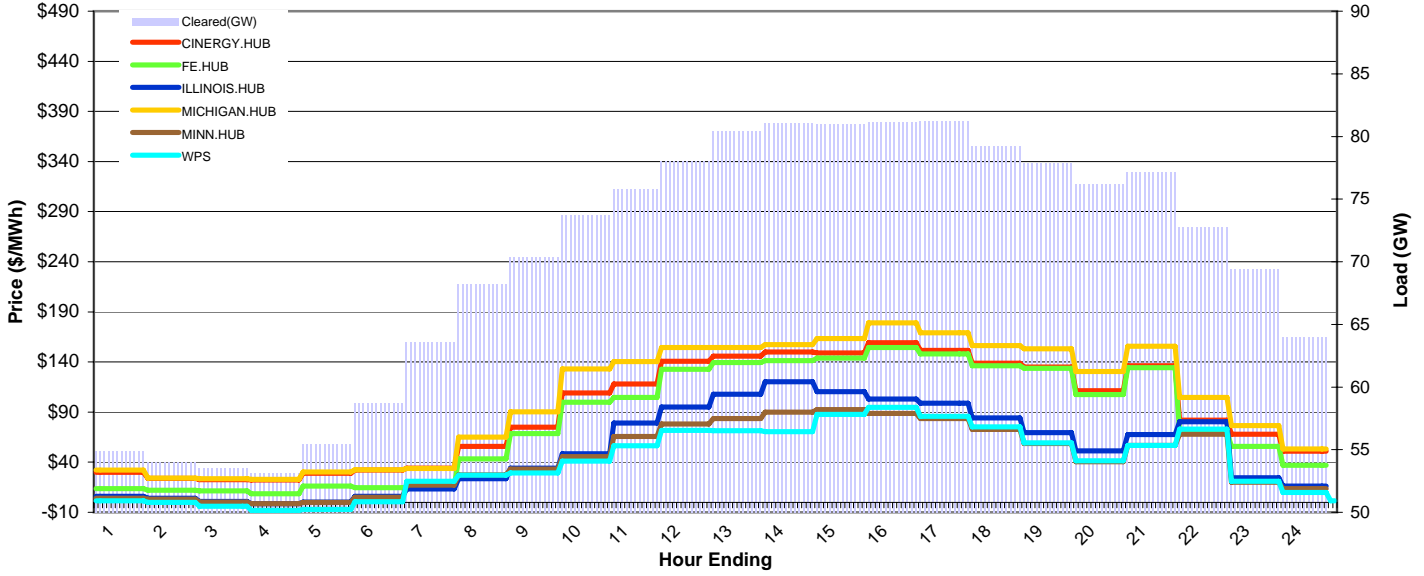
MISO Daily Report

Delivery Day: Thursday, June 12, 2008

Price Color Codes: <=0 >=100 >=200

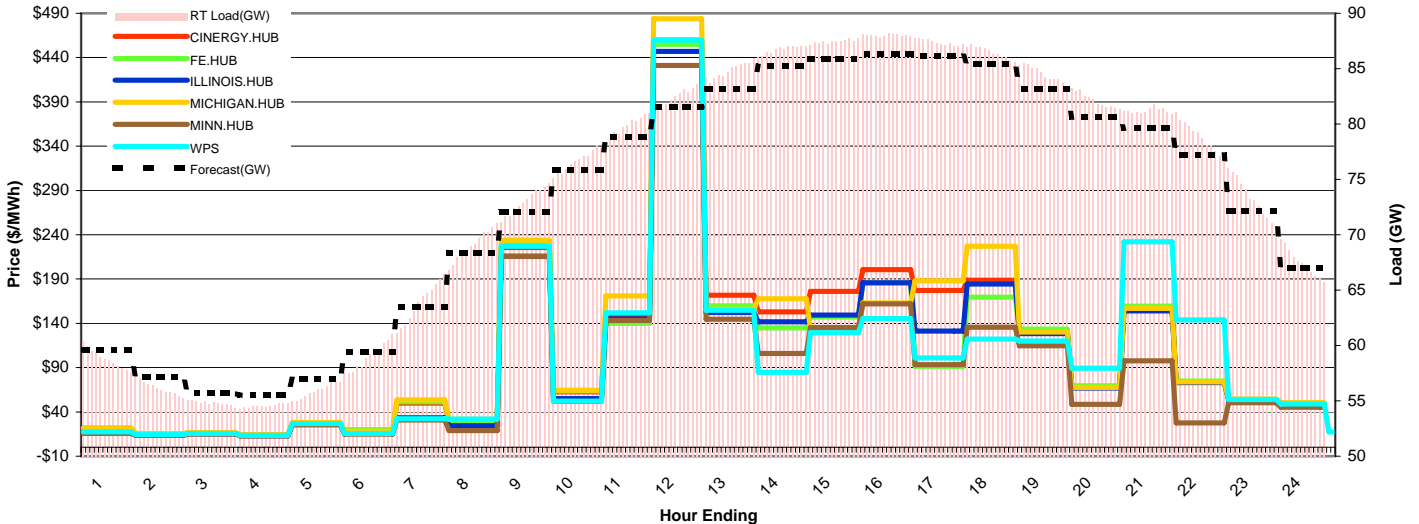
Day-Ahead Prices and Cleared Load

	HE1	HE2	HE3	HE4	HE5	HE6	HE7	HE8	HE9	HE10	HE11	HE12	HE13	HE14	HE15	HE16	HE17	HE18	HE19	HE20	HE21	HE22	HE23	HE24
CINERGY.HUB	29.82	23.70	22.69	22.21	29.10	32.06	33.97	55.76	75.00	109.24	118.07	140.67	145.93	149.92	149.14	159.11	151.60	138.79	135.00	111.42	136.26	81.82	67.80	51.02
FE.HUB	13.62	11.93	11.40	8.48	16.28	14.43	15.30	43.18	68.66	99.92	104.74	132.80	139.32	141.49	143.93	154.29	148.10	136.28	133.62	107.42	134.26	70.08	55.66	36.87
ILLINOIS.HUB	5.97	4.17	0.70	-1.48	0.37	5.87	13.44	23.53	34.17	48.51	79.04	95.12	107.68	120.37	110.38	103.03	99.02	84.26	69.46	51.19	67.60	80.25	24.55	16.13
MICHIGAN.HUB	32.13	24.18	23.52	22.81	30.27	32.53	33.79	65.15	90.13	132.88	140.46	154.51	154.49	157.43	163.22	178.87	169.24	156.32	153.02	130.58	155.79	104.75	76.40	53.22
MINN.HUB	4.11	3.19	0.17	-1.44	0.00	5.16	17.07	27.43	33.16	45.53	65.77	78.10	83.43	89.96	92.53	88.60	83.40	72.67	58.57	40.32	56.59	67.87	20.03	13.64
WPS	1.50	-0.23	-4.01	-8.09	-7.01	0.53	20.95	27.20	29.17	41.00	56.27	71.62	71.33	70.34	87.65	94.73	85.82	75.21	59.22	41.33	56.65	73.10	20.89	9.89
Cleared(GW)	54.8	54.0	53.5	53.1	55.4	58.7	63.6	68.2	70.4	73.7	75.8	78.1	80.4	81.1	81.0	81.2	81.2	79.2	77.8	76.2	77.1	72.7	69.4	64.0



Preliminary Real-Time Prices with Forecasted and Actual System Load

	HE1	HE2	HE3	HE4	HE5	HE6	HE7	HE8	HE9	HE10	HE11	HE12	HE13	HE14	HE15	HE16	HE17	HE18	HE19	HE20	HE21	HE22	HE23	HE24
CINERGY.HUB	21.46	15.24	15.97	13.68	26.82	18.60	49.85	29.69	225.49	62.76	148.95	459.68	171.67	152.97	176.11	200.68	177.22	188.60	130.59	68.26	156.98	74.12	54.02	49.63
FE.HUB	21.53	15.25	16.01	13.70	26.87	19.93	51.44	30.39	229.27	63.69	140.09	454.86	159.62	135.04	147.11	185.38	91.49	169.44	133.54	69.32	159.26	74.88	54.37	50.02
ILLINOIS.HUB	18.18	14.55	15.35	13.18	25.89	15.47	33.26	24.39	215.72	55.18	144.91	446.96	152.24	141.77	149.43	185.87	131.40	184.27	128.46	66.98	154.19	72.98	53.09	48.33
MICHIGAN.HUB	21.66	15.54	16.50	14.12	27.84	18.17	53.67	31.51	233.69	64.49	171.15	483.80	155.85	167.71	134.54	162.92	188.06	227.14	130.06	67.71	156.75	73.80	54.13	50.29
MINN.HUB	15.50	13.41	14.75	12.74	25.28	15.06	30.83	18.75	215.53	51.90	143.30	431.04	144.59	105.86	135.17	161.81	93.23	135.75	114.79	48.41	97.53	27.56	50.34	45.27
WPS	17.48	14.72	15.72	13.52	26.77	15.71	32.16	31.86	226.84	52.20	151.93	459.57	154.71	84.71	129.33	145.38	100.97	122.10	119.93	89.34	232.06	143.90	53.85	48.95
Forecasted(GW)	58.0	55.8	54.4	53.6	53.2	53.5	54.8	55.7	56.7	58.1	58.3	58.1	57.7	57.2	56.6	56.0	56.0	58.1	61.6	65.3	63.8	63.0	60.8	58.8
(RT) - (DA Load)	3.94	2.22	1.30	1.43	0.47	0.32	0.25	0.87	2.64	2.93	4.01	4.44	4.44	5.68	6.52	6.86	6.15	7.27	6.72	5.96	4.09	6.13	3.85	3.46



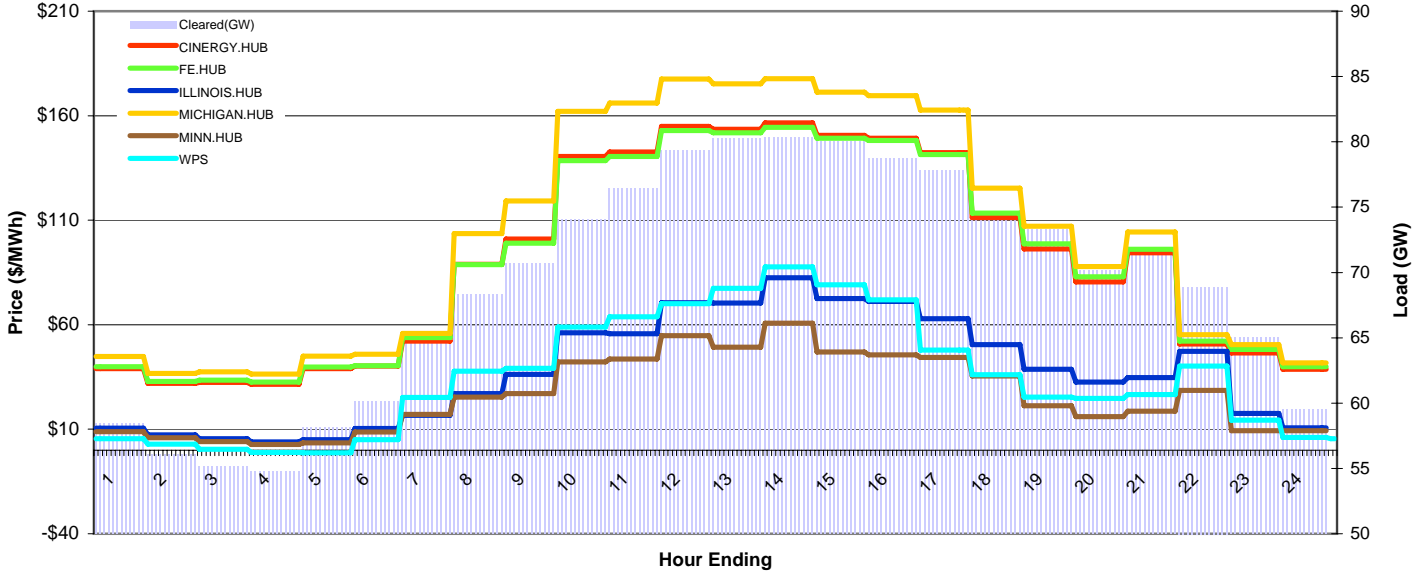
MISO Daily Report

Delivery Day: Friday, June 13, 2008

Price Color Codes: <=0 >=100 >=200

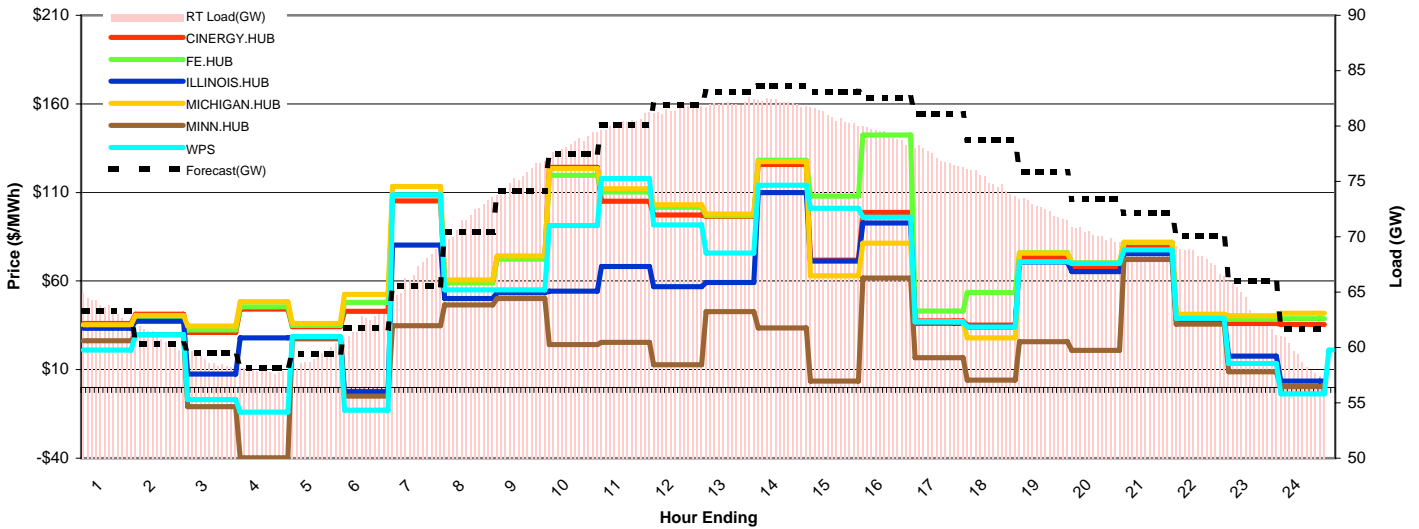
Day-Ahead Prices and Cleared Load

	HE1	HE2	HE3	HE4	HE5	HE6	HE7	HE8	HE9	HE10	HE11	HE12	HE13	HE14	HE15	HE16	HE17	HE18	HE19	HE20	HE21	HE22	HE23	HE24
CINERGY.HUB	38.95	31.93	32.44	31.50	38.98	40.19	52.12	88.93	101.01	140.48	142.67	154.93	153.49	156.52	150.57	149.21	142.35	111.30	96.28	80.48	94.40	50.78	46.52	38.62
FE.HUB	39.91	32.83	33.41	32.57	39.75	40.37	53.83	88.72	99.01	138.57	140.55	152.90	151.84	154.38	149.20	148.22	141.38	113.41	98.65	82.94	96.09	52.22	48.22	39.99
ILLINOIS.HUB	10.54	7.37	5.47	3.99	5.06	10.39	16.57	27.08	36.25	56.07	55.64	70.46	70.34	82.45	72.54	71.10	62.92	50.44	38.62	32.59	34.67	47.22	17.61	10.60
MICHIGAN.HUB	44.81	36.63	37.49	36.36	44.97	45.86	55.79	103.61	119.21	162.13	165.99	177.51	175.28	177.72	171.23	169.55	162.72	125.31	107.19	87.84	104.33	55.20	50.48	41.75
MINN.HUB	8.79	5.97	4.06	2.67	3.41	8.64	17.06	25.41	26.99	42.15	43.55	54.70	49.25	60.72	46.96	45.53	44.39	35.47	21.27	16.03	18.58	28.61	9.35	9.22
WPS	5.48	2.91	0.46	-1.18	-1.31	5.07	25.19	37.82	39.13	58.95	63.72	70.13	77.35	87.67	79.10	71.86	47.85	36.07	25.40	24.80	26.58	40.17	14.42	6.04
Cleared(GW)	58.4	56.1	55.1	54.8	58.2	60.1	64.7	68.3	70.7	74.0	76.4	79.3	80.3	80.4	80.0	78.7	77.8	74.7	73.3	70.2	71.7	68.9	65.0	59.5



Preliminary Real-Time Prices with Forecasted and Actual System Load

	HE1	HE2	HE3	HE4	HE5	HE6	HE7	HE8	HE9	HE10	HE11	HE12	HE13	HE14	HE15	HE16	HE17	HE18	HE19	HE20	HE21	HE22	HE23	HE24
CINERGY.HUB	36.10	41.30	30.96	44.12	34.31	42.90	105.15	60.01	73.08	124.13	105.12	97.24	96.53	125.83	71.81	98.66	37.48	35.16	73.17	67.73	79.61	39.48	36.06	35.50
FE.HUB	34.70	39.57	32.43	45.49	34.90	47.97	108.49	59.06	72.33	119.75	110.23	101.62	97.01	128.15	107.98	142.41	43.08	53.57	76.00	70.33	81.77	40.75	38.36	38.68
ILLINOIS.HUB	33.35	37.33	7.57	27.96	28.37	-2.35	80.30	50.05	53.47	54.34	68.21	56.85	59.17	109.96	71.34	92.77	36.25	34.03	70.69	65.38	75.49	38.14	17.71	3.52
MICHIGAN.HUB	35.30	40.65	34.56	48.31	35.98	52.49	113.42	60.63	74.17	123.40	112.11	103.06	97.83	127.49	62.97	81.30	36.91	28.00	75.73	70.20	81.96	41.32	40.44	41.77
MINN.HUB	26.38	29.69	-10.92	-39.73	27.30	-4.95	34.80	46.59	50.07	24.14	25.40	12.77	42.65	33.52	3.53	61.69	16.67	4.00	25.67	20.85	72.15	35.67	8.84	0.44
WPS	21.01	29.70	-7.00	-14.00	28.55	-12.83	108.64	54.98	55.09	91.24	117.91	91.69	75.83	114.05	101.05	95.99	36.94	33.99	70.98	70.03	77.67	39.03	13.48	-3.74
Forecasted(GW)	58.0	55.8	54.4	53.6	53.2	53.5	54.8	55.7	56.7	58.1	58.3	58.1	57.7	57.2	56.6	56.0	56.0	58.1	61.6	65.3	63.8	63.0	60.8	58.8
(RT) - (DA Load)	5.16	4.86	3.70	3.16	1.09	2.25	2.12	3.28	4.74	4.38	3.97	2.23	1.82	1.83	0.83	0.52	-0.64	0.29	-0.78	0.00	-2.35	-0.79	-1.33	-0.57



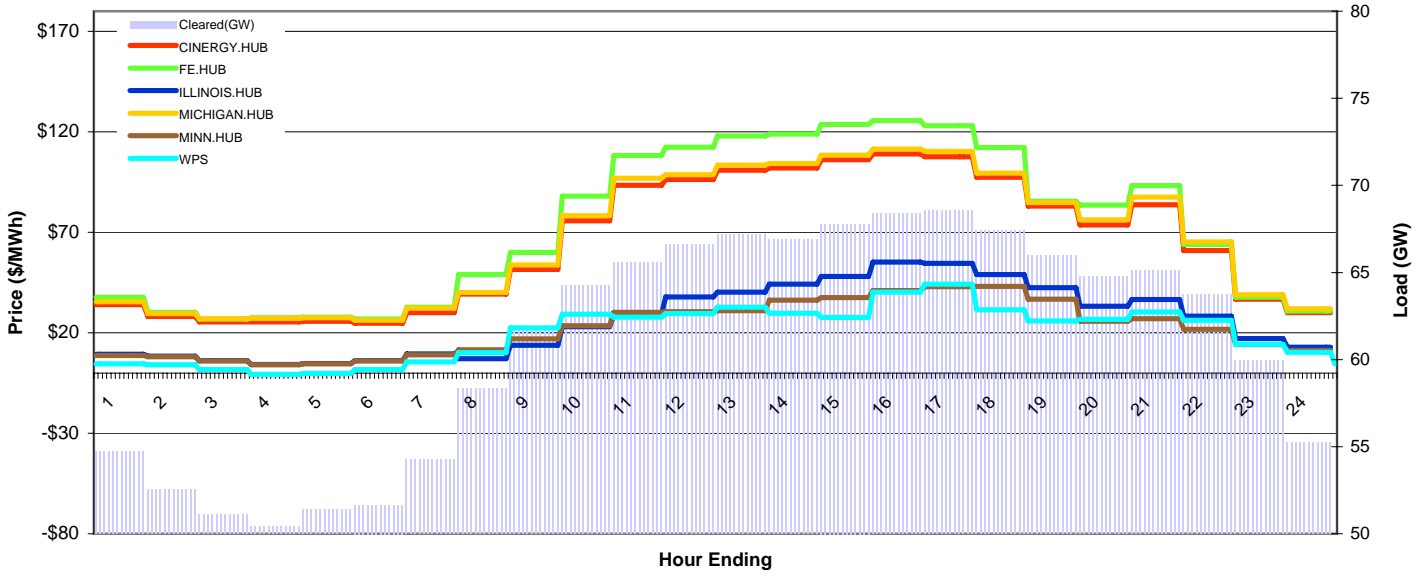
MISO Daily Report

Delivery Day: Saturday, June 14, 2008

Price Color Codes: ≤0 ≥100 ≥200

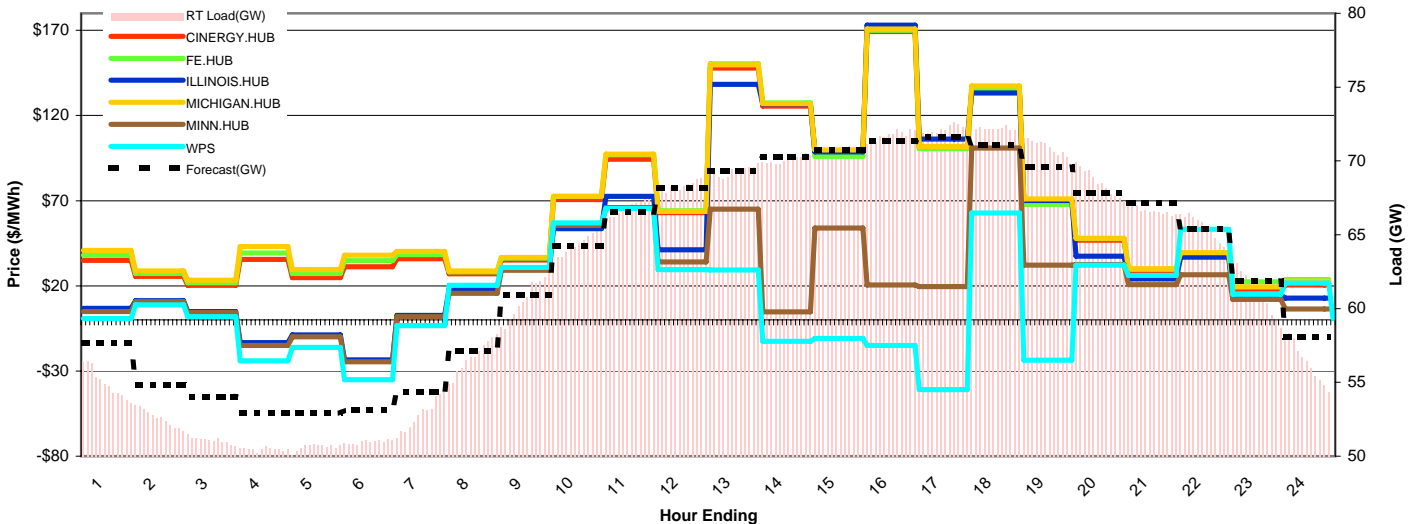
Day-Ahead Prices and Cleared Load

	HE1	HE2	HE3	HE4	HE5	HE6	HE7	HE8	HE9	HE10	HE11	HE12	HE13	HE14	HE15	HE16	HE17	HE18	HE19	HE20	HE21	HE22	HE23	HE24
CINERGY.HUB	34.02	28.05	25.33	25.44	25.79	24.82	30.09	39.32	51.58	75.64	93.41	96.27	100.85	101.92	106.14	109.04	107.48	97.30	83.05	73.62	83.67	60.96	36.69	29.97
FE.HUB	37.65	30.20	26.86	27.44	27.76	26.87	32.72	48.89	59.95	87.91	108.25	112.30	117.95	118.86	123.70	125.50	122.95	112.17	85.43	83.54	93.18	63.92	37.61	30.78
ILLINOIS.HUB	9.33	8.41	6.15	4.27	4.74	6.16	9.44	7.13	13.70	23.02	29.01	37.79	40.21	44.12	47.98	55.19	54.54	48.92	42.36	33.17	36.55	28.25	17.16	12.83
MICHIGAN.HUB	35.45	29.57	27.06	27.16	27.51	26.21	32.24	39.97	53.80	78.22	96.93	98.64	103.36	104.18	108.29	111.37	110.22	99.48	84.81	76.13	87.44	65.28	38.95	31.93
MINN.HUB	8.62	8.05	5.93	4.07	4.50	5.90	8.95	11.59	16.95	23.56	30.18	30.49	30.99	36.21	37.55	40.96	42.98	43.02	36.76	25.77	27.05	21.73	14.07	11.24
WPS	4.61	4.07	1.65	-0.69	-0.17	1.68	5.50	10.13	22.40	29.18	27.78	29.58	32.79	29.76	27.56	40.23	44.12	31.40	25.92	26.72	30.27	26.27	14.22	10.23
Cleared(GW)	54.7	52.6	51.1	50.4	51.4	51.7	54.2	58.3	61.9	64.3	65.6	66.6	67.2	66.9	67.8	68.4	68.6	67.4	66.0	64.8	65.1	63.7	59.9	55.2



Preliminary Real-Time Prices with Forecasted and Actual System Load

	HE1	HE2	HE3	HE4	HE5	HE6	HE7	HE8	HE9	HE10	HE11	HE12	HE13	HE14	HE15	HE16	HE17	HE18	HE19	HE20	HE21	HE22	HE23	HE24
CINERGY.HUB	35.00	25.64	20.38	35.61	24.85	31.29	35.97	27.15	35.16	70.67	94.34	62.89	147.92	125.54	98.74	169.25	101.44	134.45	68.19	46.85	28.88	38.21	18.01	20.55
FE.HUB	37.96	27.21	21.78	39.32	27.18	34.77	38.31	28.15	36.38	72.55	96.93	64.07	150.34	127.36	96.07	170.13	100.58	135.10	67.78	47.69	29.73	39.15	22.39	23.75
ILLINOIS.HUB	6.88	11.36	4.99	-13.30	-8.74	-23.46	2.73	18.19	30.17	53.52	72.57	41.24	138.24	126.88	98.57	173.01	106.08	133.24	70.11	37.41	24.08	36.80	14.76	12.81
MICHIGAN.HUB	40.85	28.79	23.33	42.99	29.45	37.99	40.30	28.79	36.67	72.62	97.32	63.75	149.80	126.95	99.74	170.84	101.84	137.30	71.01	48.02	30.18	39.54	19.34	22.68
MINN.HUB	4.98	10.68	4.27	-14.92	-9.94	-24.54	1.87	15.57	29.14	55.43	65.91	34.07	65.07	4.71	53.89	20.48	19.53	100.97	32.12	32.62	20.60	26.58	12.09	6.47
WPS	0.82	8.84	1.88	-24.01	-16.17	-35.05	-3.31	20.29	30.77	56.87	65.45	29.45	29.31	-12.63	-10.88	-14.94	-40.95	62.82	-23.73	32.07	26.22	53.23	15.07	21.67
Forecasted(GW)	58.0	55.8	54.4	53.6	53.2	53.5	54.8	55.7	56.7	58.1	58.3	58.1	57.7	57.2	56.6	56.0	56.0	58.1	61.6	65.3	63.8	63.0	60.8	58.8
(RT) - (DA Load)	0.23	0.05	-0.03	0.08	-0.78	-0.68	-1.39	-1.62	-1.29	0.08	1.30	1.71	2.11	3.18	2.78	3.34	3.60	4.74	4.93	3.77	1.51	1.70	1.23	1.17



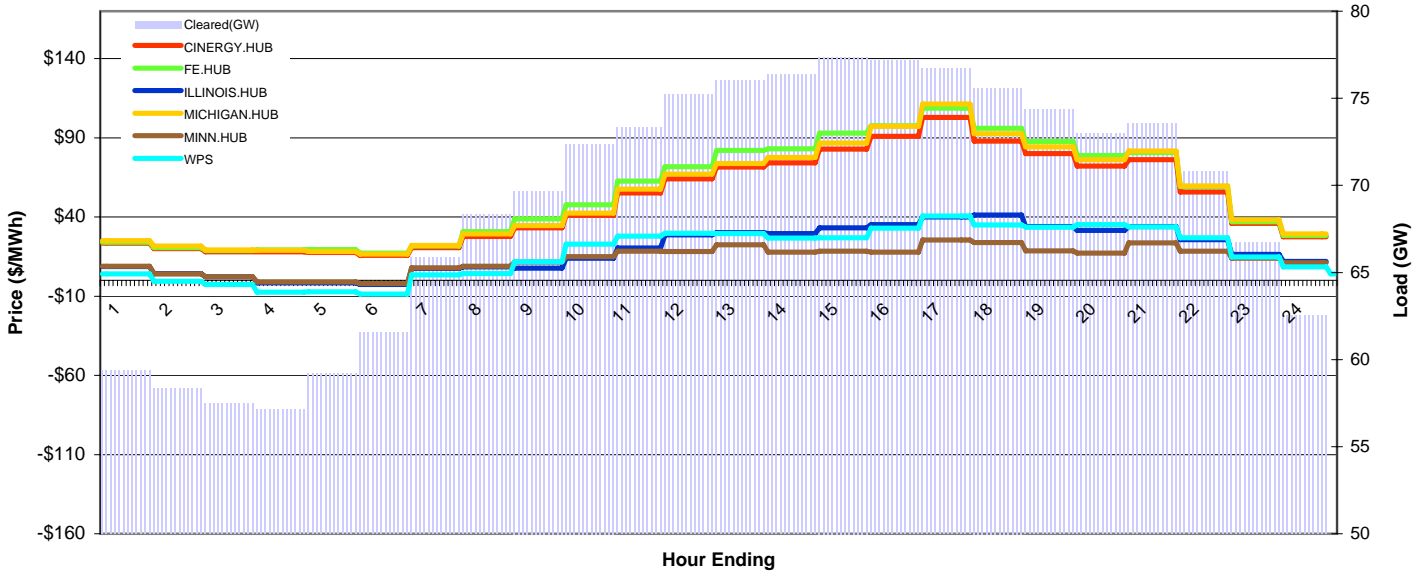
MISO Daily Report

Delivery Day: Sunday, June 15, 2008

Price Color Codes: ≤0 ≥100 ≥200

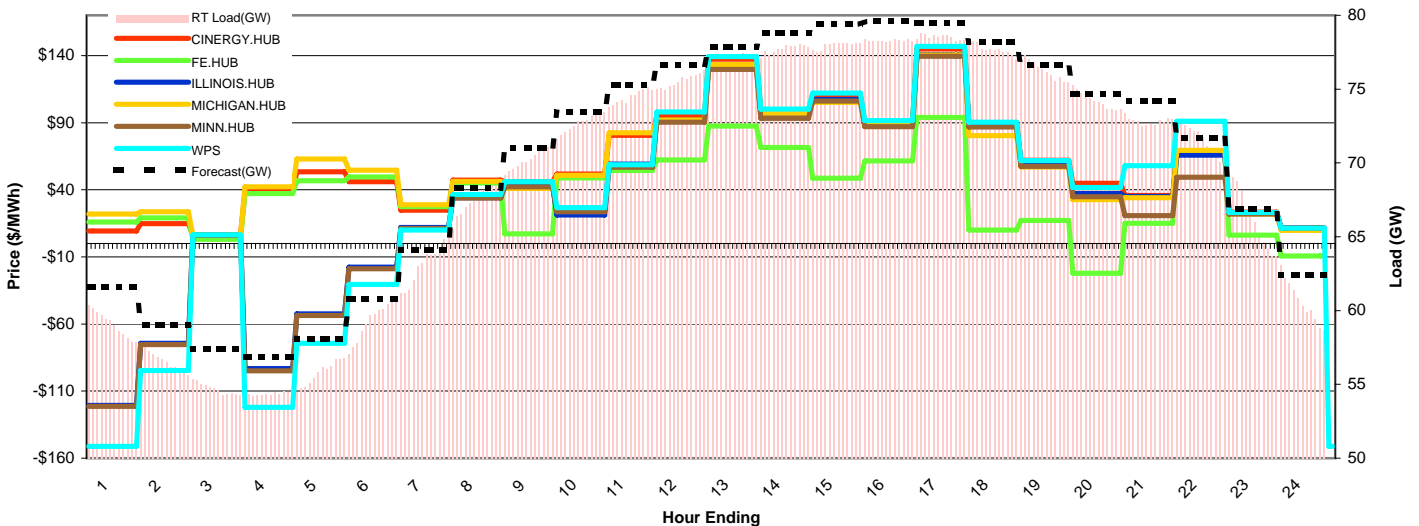
Day-Ahead Prices and Cleared Load

	HE1	HE2	HE3	HE4	HE5	HE6	HE7	HE8	HE9	HE10	HE11	HE12	HE13	HE14	HE15	HE16	HE17	HE18	HE19	HE20	HE21	HE22	HE23	HE24
CINERGY.HUB	23.50	19.99	17.99	17.99	17.69	15.87	20.59	27.78	33.13	41.00	55.13	64.20	71.52	74.22	82.94	90.89	102.90	88.00	79.98	72.23	76.17	55.85	36.06	27.53
FE.HUB	24.19	20.68	18.91	19.34	19.42	17.32	21.76	30.81	38.82	47.71	62.69	71.71	82.12	83.09	92.94	97.61	108.83	96.03	87.77	78.89	80.59	59.32	36.98	28.25
ILLINOIS.HUB	8.68	4.28	2.25	-1.53	-1.50	-2.56	7.52	8.55	7.67	14.09	20.49	28.68	30.24	29.58	33.22	35.13	39.97	41.26	33.99	31.50	34.08	25.64	16.36	11.93
MICHIGAN.HUB	25.03	21.60	19.22	19.13	18.18	16.64	22.16	29.41	34.64	42.57	57.68	67.04	73.86	77.71	86.78	97.31	111.35	92.68	84.35	76.24	81.70	59.75	38.32	29.27
MINN.HUB	9.00	4.18	2.20	-1.00	-1.00	-1.89	7.87	8.86	11.63	15.10	18.53	18.27	22.42	17.74	18.34	17.90	25.54	23.95	18.66	17.27	23.69	18.49	14.00	11.18
WPS	4.01	-0.51	-2.63	-7.48	-7.30	-8.55	3.44	4.27	11.69	22.89	28.03	29.76	29.59	26.79	26.89	32.98	40.62	35.01	33.62	35.24	33.79	26.97	14.71	8.62
Cleared(GW)	59.4	58.3	57.5	57.1	59.2	61.6	65.8	68.3	69.7	72.4	73.3	75.2	76.0	76.4	77.4	77.2	76.7	75.6	74.3	73.0	73.6	70.8	66.7	62.5



Preliminary Real-Time Prices with Forecasted and Actual System Load

	HE1	HE2	HE3	HE4	HE5	HE6	HE7	HE8	HE9	HE10	HE11	HE12	HE13	HE14	HE15	HE16	HE17	HE18	HE19	HE20	HE21	HE22	HE23	HE24
CINERGY.HUB	9.40	14.67	6.38	38.56	53.35	45.90	24.70	47.16	46.04	51.71	80.66	95.00	137.42	98.83	110.79	90.24	144.89	89.53	61.89	44.82	35.76	67.38	23.32	11.73
FE.HUB	15.85	18.98	3.17	37.14	46.80	49.66	27.33	45.05	7.05	48.89	54.42	62.33	87.50	71.64	48.64	61.55	93.95	10.05	17.21	-22.22	15.08	67.27	6.12	-9.29
ILLINOIS.HUB	-120.64	-74.32	6.11	-93.35	-52.41	-17.59	11.87	34.08	42.81	21.29	59.02	91.89	132.82	95.62	107.39	87.67	140.57	87.21	59.64	37.12	34.96	65.77	22.63	11.36
MICHIGAN.HUB	21.92	23.55	6.09	42.29	62.87	54.65	28.93	46.27	40.89	50.83	82.61	92.10	133.26	97.01	105.03	88.11	140.49	80.35	56.98	32.57	34.11	69.37	21.94	9.66
MINN.HUB	-121.49	-75.34	6.00	-94.82	-53.61	-18.77	11.17	33.81	42.27	23.64	56.85	90.27	129.67	93.33	106.14	87.01	139.46	86.83	57.47	34.91	20.72	49.30	22.02	11.41
WPS	-151.14	-94.65	6.42	-122.17	-74.33	-30.51	10.07	36.42	45.93	26.78	58.68	97.91	139.35	100.09	112.07	91.62	146.85	90.35	61.65	41.67	57.86	91.09	23.17	11.37
Forecasted(GW)	58.0	55.8	54.4	53.6	53.2	53.5	54.8	55.7	56.7	58.1	58.3	58.1	57.7	57.2	56.6	56.0	56.0	58.1	61.6	65.3	63.8	63.0	60.8	58.8
(RT) - (DA Load)	-0.30	-1.72	-2.79	-2.72	-3.43	-2.26	-2.71	-0.76	0.61	0.32	1.18	0.34	0.89	1.33	0.60	1.14	1.83	2.14	1.94	1.28	-0.72	0.76	-0.42	-1.90



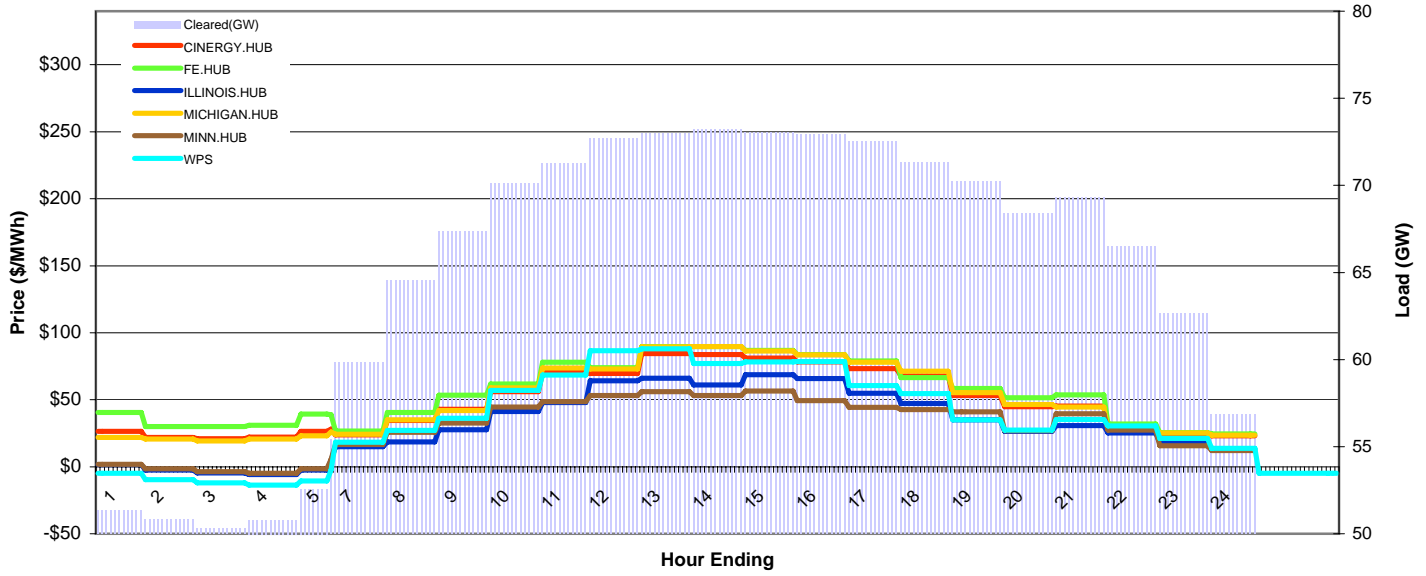
MISO Daily Report

Delivery Day: Monday, June 16, 2008

Price Color Codes: <=0 >=100 >=200

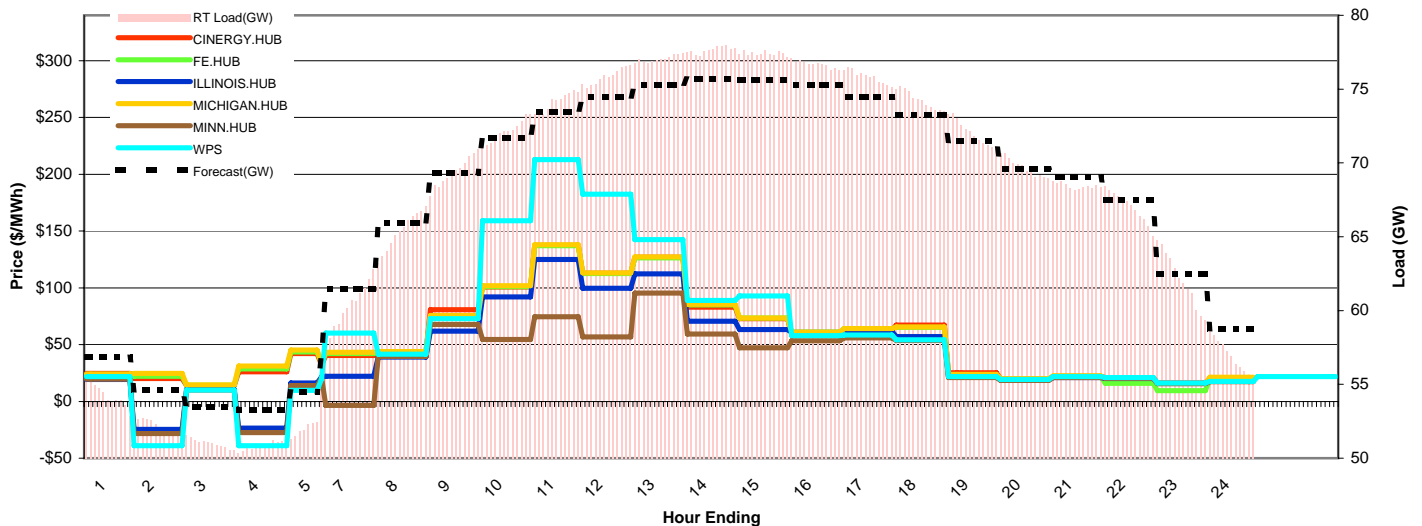
Day-Ahead Prices and Cleared Load

	HE1	HE2	HE3	HE4	HE5	HE6	HE7	HE8	HE9	HE10	HE11	HE12	HE13	HE14	HE15	HE16	HE17	HE18	HE19	HE20	HE21	HE22	HE23	HE24
CINERGY.HUB	26.45	21.91	21.00	22.03	26.50	28.16	23.85	34.55	42.82	56.01	70.44	69.73	84.40	83.66	81.16	78.24	73.25	67.66	53.22	44.70	45.37	28.18	24.63	23.10
FE.HUB	40.59	29.95	29.95	30.96	39.43	38.81	26.68	40.63	53.50	61.72	77.92	73.86	89.64	89.65	86.86	83.86	79.01	66.61	58.42	51.39	53.72	31.95	25.55	24.42
ILLINOIS.HUB	1.66	-2.43	-4.55	-5.72	-2.40	4.70	15.03	18.55	27.57	41.18	47.80	64.16	66.07	61.09	68.66	65.86	54.73	47.16	34.92	26.31	30.66	25.33	17.78	13.07
MICHIGAN.HUB	21.88	20.59	19.30	20.61	23.16	25.86	24.37	35.04	42.06	58.93	73.81	73.02	89.40	89.83	86.38	83.45	77.96	71.31	55.32	46.40	44.62	27.85	25.12	23.62
MINN.HUB	1.89	-1.51	-3.66	-4.87	-1.51	5.41	16.62	25.66	32.52	44.46	48.60	53.25	56.01	53.18	56.44	49.33	44.40	42.76	41.06	26.80	39.47	27.28	15.62	12.14
WPS	-4.92	-9.68	-12.05	-13.64	-10.53	-2.40	18.36	27.14	36.21	57.00	68.47	86.59	88.06	77.00	78.20	78.44	60.62	54.66	34.95	27.42	35.28	30.49	21.08	13.79
Cleared(GW)	51.4	50.8	50.3	50.8	52.6	55.4	59.9	64.5	67.4	70.1	71.3	72.7	73.0	73.2	73.0	72.9	72.5	71.3	70.2	68.4	69.3	66.5	62.6	56.9



Preliminary Real-Time Prices with Forecasted and Actual System Load

	HE1	HE2	HE3	HE4	HE5	HE6	HE7	HE8	HE9	HE10	HE11	HE12	HE13	HE14	HE15	HE16	HE17	HE18	HE19	HE20	HE21	HE22	HE23	HE24
CINERGY.HUB	24.79	20.23	13.98	26.19	42.13	31.93	40.55	43.20	80.72	100.87	137.48	112.97	126.98	83.04	72.77	59.92	62.86	67.34	25.27	19.52	22.06	20.94	16.26	20.58
FE.HUB	23.83	22.27	14.24	28.48	43.66	33.55	42.18	43.69	74.87	101.11	137.18	112.52	126.47	84.92	73.32	61.04	64.01	65.28	22.98	19.71	22.26	16.06	9.59	20.73
ILLINOIS.HUB	19.25	-24.77	10.49	-23.44	16.23	21.49	22.19	39.11	61.86	92.00	124.96	99.77	112.35	70.49	63.25	60.77	61.88	57.12	21.58	18.62	20.98	20.17	15.52	17.54
MICHIGAN.HUB	24.10	24.64	14.52	31.13	45.33	33.78	43.39	43.73	75.63	101.81	138.04	113.25	127.16	85.54	73.40	60.96	64.05	65.43	23.85	19.85	22.47	20.76	15.77	21.26
MINN.HUB	19.55	-28.36	10.06	-27.41	13.90	21.13	-3.46	39.72	67.82	54.59	74.60	56.93	95.28	59.37	47.19	53.33	55.88	53.66	21.02	18.36	20.92	20.57	15.87	17.47
WPS	21.82	-39.09	10.00	-39.07	9.67	19.76	60.15	41.63	72.73	159.05	212.84	182.48	142.40	88.89	92.80	57.90	58.42	54.13	21.83	19.20	21.73	21.10	16.11	17.77
Forecasted(GW)	58.0	55.8	54.4	53.6	53.2	53.5	54.8	55.7	56.7	58.1	58.3	58.1	57.7	57.2	56.6	56.0	56.0	58.1	61.6	65.3	63.8	63.0	60.8	58.8
(RT) - (DA Load)	2.95	1.36	0.72	0.11	-0.60	1.60	0.38	0.85	2.05	2.06	2.88	3.19	4.11	4.45	4.42	3.77	3.31	3.01	1.84	1.35	-0.89	0.54	-0.50	0.10



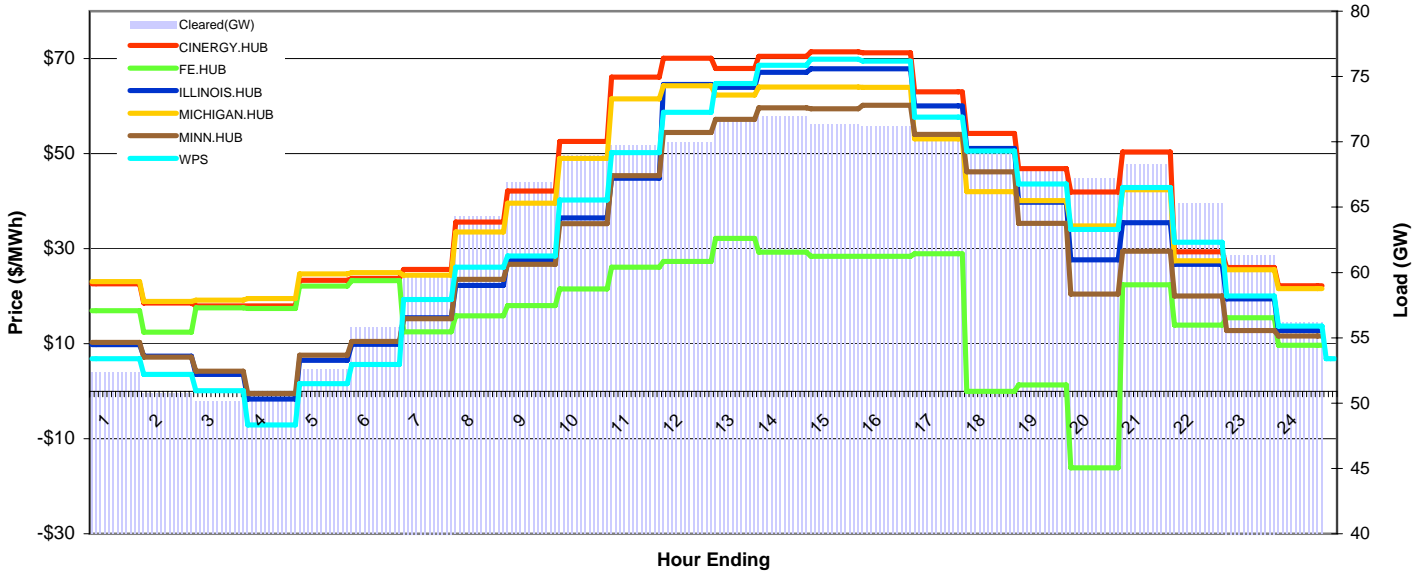
MISO Daily Report

Delivery Day: Tuesday, June 17, 2008

Price Color Codes: ≤0 ≥100 ≥200

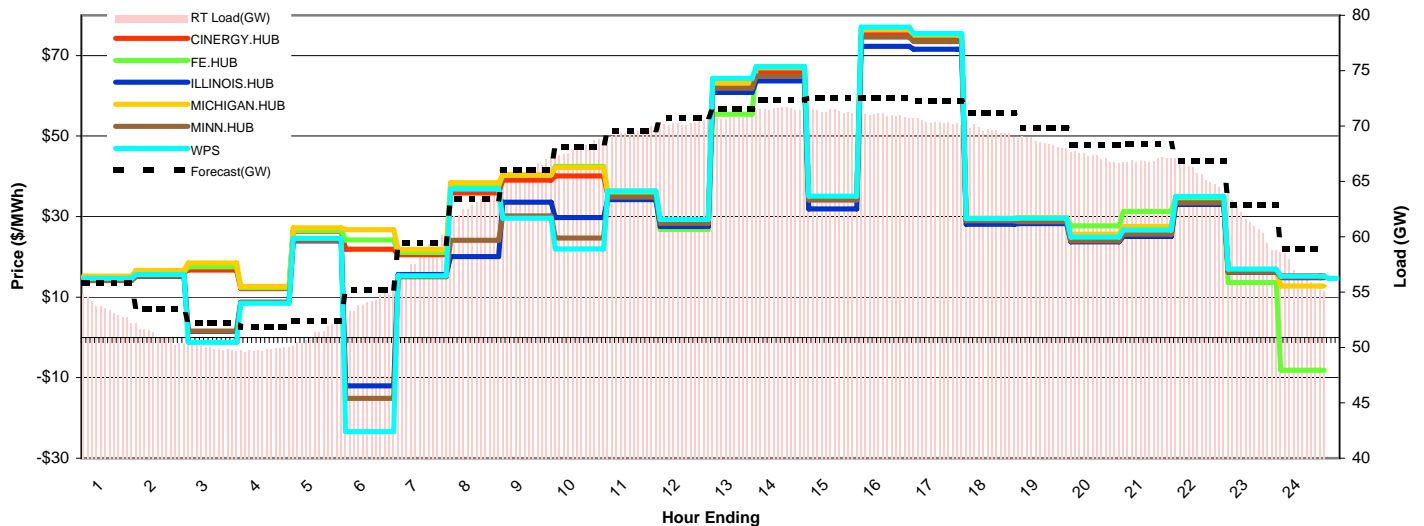
Day-Ahead Prices and Cleared Load

	HE1	HE2	HE3	HE4	HE5	HE6	HE7	HE8	HE9	HE10	HE11	HE12	HE13	HE14	HE15	HE16	HE17	HE18	HE19	HE20	HE21	HE22	HE23	HE24
CINERGY.HUB	22.58	18.58	17.99	17.99	23.34	23.78	25.67	35.63	42.11	52.59	66.14	70.10	67.95	70.47	71.42	71.26	63.00	54.25	46.83	41.97	50.34	29.33	26.06	22.20
FE.HUB	16.94	12.45	17.56	17.42	22.16	23.31	12.50	15.90	18.04	21.56	26.08	27.31	32.17	29.30	28.38	28.38	28.93	0.00	1.34	-16.12	22.38	13.90	15.46	9.68
ILLINOIS.HUB	9.81	7.41	3.56	-1.67	6.49	9.90	15.47	22.30	27.69	36.49	44.87	64.55	63.96	67.14	67.90	67.86	60.07	51.07	39.80	27.64	35.48	26.70	19.42	12.77
MICHIGAN.HUB	23.06	18.88	19.14	19.51	24.67	25.00	24.44	33.53	39.56	49.04	61.56	64.28	62.32	64.03	64.03	63.94	53.12	41.98	40.15	34.78	42.43	27.44	25.59	21.63
MINN.HUB	10.29	7.20	4.21	-0.50	7.57	10.47	15.27	23.57	26.75	35.29	45.39	54.50	57.24	59.65	59.43	60.18	54.06	46.16	35.35	20.43	29.47	20.05	12.75	11.60
WPS	6.81	3.53	0.09	-7.10	1.59	5.66	19.31	26.09	28.48	40.26	50.26	58.69	64.80	68.60	69.92	69.51	57.68	50.55	43.60	34.07	42.89	31.36	20.02	13.71
Cleared(GW)	52.3	50.8	50.1	50.4	52.6	55.8	60.0	64.3	66.9	68.9	69.7	69.9	71.7	71.9	71.3	71.2	70.4	69.7	67.8	67.2	68.2	65.3	61.3	56.1



Preliminary Real-Time Prices with Forecasted and Actual System Load

	HE1	HE2	HE3	HE4	HE5	HE6	HE7	HE8	HE9	HE10	HE11	HE12	HE13	HE14	HE15	HE16	HE17	HE18	HE19	HE20	HE21	HE22	HE23	HE24
CINERGY.HUB	14.89	16.20	16.71	12.15	26.33	21.91	20.55	35.86	39.10	40.07	35.40	28.70	63.21	66.02	34.18	75.15	74.18	29.14	29.18	24.66	26.12	34.03	16.65	15.29
FE.HUB	14.94	16.28	17.49	12.33	26.53	24.18	21.09	37.53	40.32	42.45	35.58	26.79	55.42	67.32	34.57	76.52	75.10	29.52	29.70	27.72	31.29	34.52	13.60	-8.15
ILLINOIS.HUB	14.23	15.18	1.46	8.73	23.99	-12.03	15.63	20.04	33.59	29.80	34.19	27.57	60.82	63.74	31.89	72.30	71.57	28.10	28.23	23.75	25.11	33.06	16.17	14.79
MICHIGAN.HUB	15.21	16.65	18.49	12.71	27.21	26.71	21.82	38.45	40.41	42.14	36.35	29.10	63.12	66.95	34.70	76.51	75.35	29.58	29.80	25.67	27.51	35.04	16.72	12.76
MINN.HUB	14.08	15.24	1.53	8.73	24.08	-15.15	15.03	24.11	30.13	24.65	34.82	28.33	61.90	64.93	34.13	74.60	73.46	28.94	28.75	23.99	25.65	33.42	16.29	14.95
WPS	14.69	15.61	-1.25	8.45	24.61	-23.37	15.27	36.87	29.59	22.01	36.37	29.33	64.32	67.20	35.06	77.03	75.48	29.56	29.61	24.91	26.67	34.99	16.95	15.22
Forecasted(GW)	58.0	55.8	54.4	53.6	53.2	53.5	54.8	55.7	56.7	58.1	58.3	58.1	57.7	57.2	56.6	56.0	56.0	58.1	61.6	65.3	63.8	63.0	60.8	58.8
(RT) - (DA Load)	1.16	0.35	-0.10	-0.53	-1.19	-1.63	-1.62	-1.24	-1.01	-0.86	-0.22	0.33	-0.80	-0.37	0.06	-0.20	-0.04	0.01	0.74	0.06	-1.31	0.40	-0.13	0.48



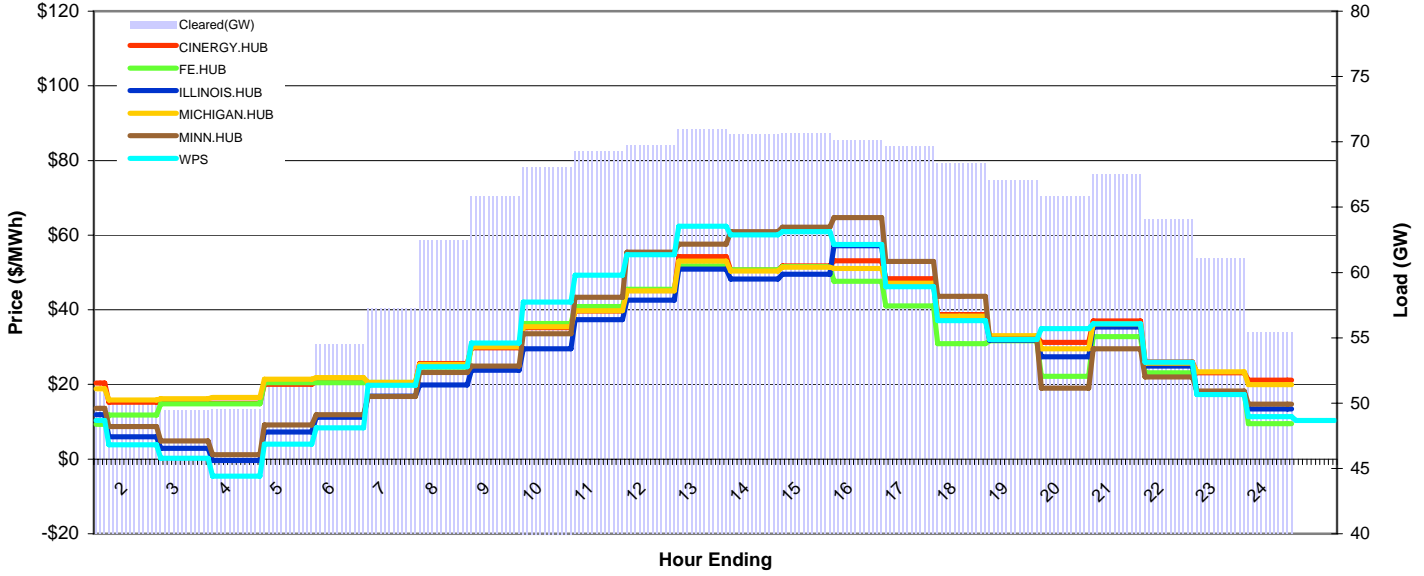
MISO Daily Report

Delivery Day: Wednesday, June 18, 2008

Price Color Codes: <=0 >=100 >=200

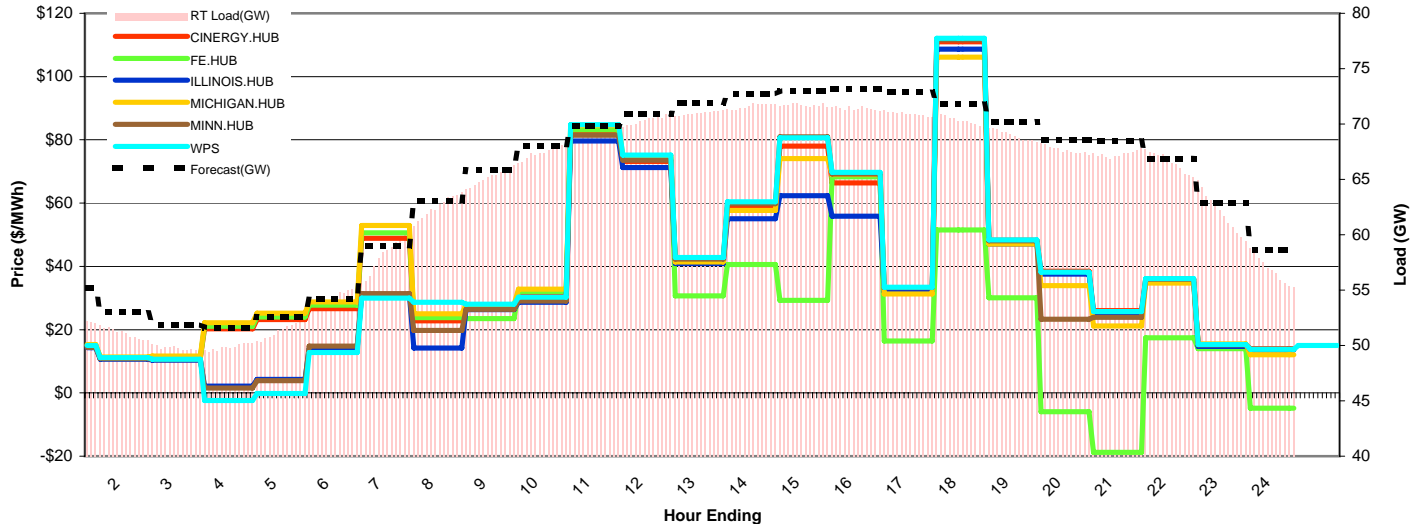
Day-Ahead Prices and Cleared Load

	HE1	HE2	HE3	HE4	HE5	HE6	HE7	HE8	HE9	HE10	HE11	HE12	HE13	HE14	HE15	HE16	HE17	HE18	HE19	HE20	HE21	HE22	HE23	HE24
CINERGY.HUB	20.34	15.22	14.99	14.99	20.00	20.70	20.48	25.62	29.80	35.20	39.69	45.12	54.22	50.64	51.79	53.09	48.33	38.71	32.81	31.27	37.04	26.06	23.16	21.19
FE.HUB	9.32	11.81	14.77	14.81	20.45	20.44	20.55	23.38	30.68	36.29	40.91	45.52	51.78	50.73	51.60	47.66	41.07	30.92	31.69	22.16	32.82	23.11	18.08	9.48
ILLINOIS.HUB	11.85	5.95	2.91	-0.38	7.23	11.24	16.87	19.89	23.82	29.52	37.34	42.62	50.91	48.20	49.57	57.15	46.82	38.10	31.84	27.42	35.41	24.89	18.00	13.42
MICHIGAN.HUB	18.81	15.81	16.22	16.52	21.43	21.80	20.57	25.36	30.09	35.50	39.77	45.05	53.05	50.42	51.44	51.06	47.16	38.32	33.05	29.59	36.28	25.73	23.35	19.93
MINN.HUB	13.64	8.72	4.86	1.18	9.13	11.93	16.76	23.22	24.91	33.59	43.32	55.41	57.56	60.96	62.16	64.70	53.00	43.62	32.11	19.02	29.55	22.01	18.22	14.72
WPS	10.34	3.79	0.22	-4.56	3.96	8.39	19.82	24.74	31.14	42.09	49.29	54.74	62.37	60.08	60.92	57.53	46.21	37.09	32.02	34.92	36.27	25.97	17.29	11.42
Cleared(GW)	50.8	50.0	49.5	49.5	51.9	54.5	57.3	62.5	65.8	68.1	69.3	69.7	70.9	70.5	70.7	70.1	69.6	68.3	67.0	65.8	67.5	64.1	61.1	55.4



Preliminary Real-Time Prices with Forecasted and Actual System Load

	HE1	HE2	HE3	HE4	HE5	HE6	HE7	HE8	HE9	HE10	HE11	HE12	HE13	HE14	HE15	HE16	HE17	HE18	HE19	HE20	HE21	HE22	HE23	HE24
CINERGY.HUB	14.93	11.13	11.27	20.28	23.23	26.67	48.92	22.77	27.12	31.45	81.97	73.19	41.95	58.68	78.06	66.39	32.62	111.04	48.27	38.48	26.04	35.97	15.24	14.00
FE.HUB	15.01	11.16	11.34	21.04	24.03	27.74	50.65	23.85	23.54	32.05	83.20	74.28	30.69	40.58	29.28	68.33	16.37	51.56	30.07	-5.98	-18.80	17.39	13.99	-4.81
ILLINOIS.HUB	14.32	10.69	10.34	2.13	4.30	13.96	31.20	14.17	26.30	28.66	79.64	71.26	40.85	55.06	62.38	55.83	31.86	108.68	47.11	37.56	25.30	34.93	14.68	13.54
MICHIGAN.HUB	15.27	11.37	11.62	22.14	25.20	28.74	52.98	25.06	27.87	32.85	84.47	74.99	41.42	57.68	74.11	69.02	31.29	106.13	47.04	33.93	21.22	34.69	15.48	12.06
MINN.HUB	14.43	10.82	10.57	1.56	3.92	14.82	31.42	19.77	26.45	29.02	81.51	73.59	42.29	59.81	81.00	69.23	33.28	111.60	48.09	23.29	23.94	35.98	15.20	13.80
WPS	14.97	11.12	10.70	-2.38	-0.15	12.81	29.98	28.64	28.03	30.29	84.84	75.20	42.81	60.37	80.62	69.74	33.37	112.08	48.37	38.20	25.69	36.18	15.28	13.83
Forecasted(GW)	55.2	53.0	51.9	51.6	52.6	54.2	59.0	63.0	65.9	68.0	69.8	70.9	71.9	72.7	73.0	73.2	72.9	71.8	70.2	68.6	68.5	66.9	62.8	58.6
(RT) - (DA Load)	1.31	1.12	0.30	0.33	-0.51	-0.27	0.90	0.03	-0.63	-0.64	-0.03	0.63	0.05	1.10	1.05	1.31	1.30	2.01	1.99	1.84	-0.22	2.48	0.92	1.41



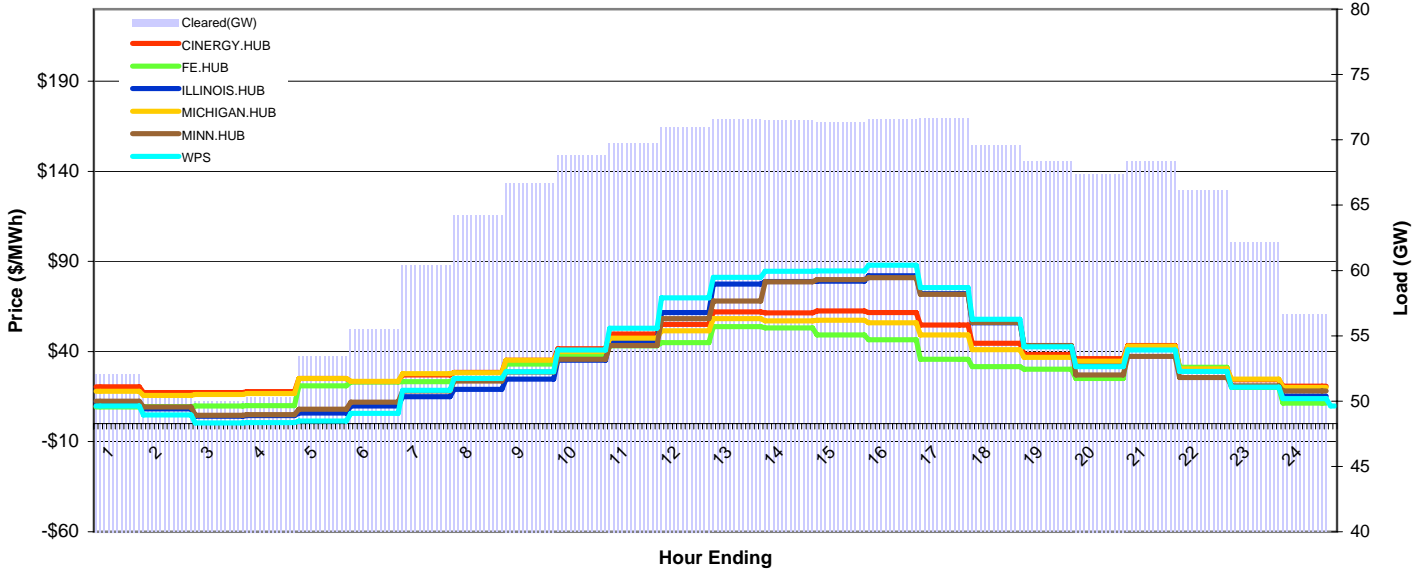
MISO Daily Report

Delivery Day: Thursday, June 19, 2008

Price Color Codes: ≤0 ≥100 ≥200

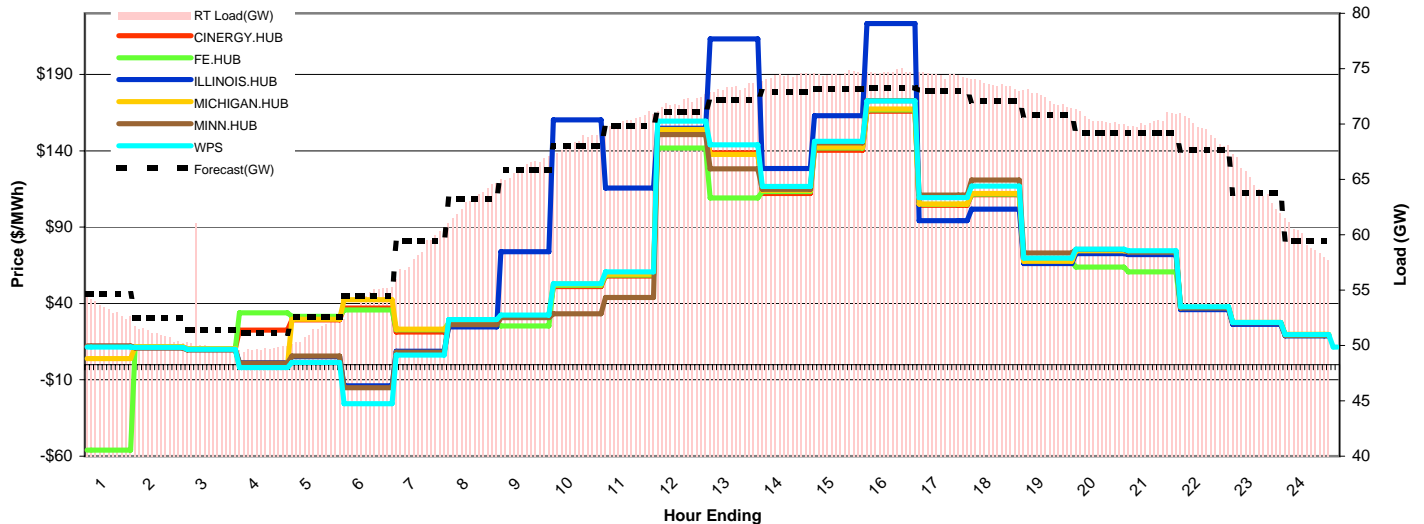
Day-Ahead Prices and Cleared Load

	HE1	HE2	HE3	HE4	HE5	HE6	HE7	HE8	HE9	HE10	HE11	HE12	HE13	HE14	HE15	HE16	HE17	HE18	HE19	HE20	HE21	HE22	HE23	HE24
CINERGY.HUB	20.53	17.22	17.18	17.79	25.00	23.26	26.99	28.42	35.10	41.59	49.69	55.12	62.07	61.55	62.56	61.67	54.68	44.58	38.46	36.12	43.28	30.48	24.40	20.72
FE.HUB	9.19	9.46	9.74	9.93	20.94	23.10	23.35	24.63	32.98	37.67	43.16	44.94	53.76	53.04	49.25	46.64	35.73	31.71	30.26	25.03	42.30	31.35	20.17	11.45
ILLINOIS.HUB	12.08	8.14	4.10	4.40	5.90	9.74	14.95	19.04	24.71	35.25	46.05	61.56	77.44	78.84	79.09	82.13	72.17	55.98	43.11	32.11	41.82	29.47	20.71	15.22
MICHIGAN.HUB	17.91	15.60	16.16	16.64	25.06	23.40	27.81	28.33	35.25	40.02	47.47	51.54	58.19	56.96	57.45	56.00	49.23	41.05	36.79	34.65	42.99	30.42	24.69	20.09
MINN.HUB	12.40	9.30	4.71	5.01	8.10	11.94	18.13	23.63	28.61	35.80	43.34	58.36	68.01	78.63	79.92	80.96	71.71	56.14	43.31	27.09	37.28	25.59	20.98	18.05
WPS	9.87	4.80	0.46	0.48	1.36	5.72	18.43	25.02	28.84	40.88	52.93	69.77	81.16	84.58	84.74	87.97	75.47	57.85	42.62	31.58	40.82	29.05	20.26	13.90
Cleared(GW)	52.1	50.4	50.0	50.3	53.5	55.4	60.4	64.2	66.7	68.8	69.8	71.0	71.6	71.4	71.3	71.6	71.6	69.6	68.4	67.4	68.3	66.1	62.2	56.6



Preliminary Real-Time Prices with Forecasted and Actual System Load

	HE1	HE2	HE3	HE4	HE5	HE6	HE7	HE8	HE9	HE10	HE11	HE12	HE13	HE14	HE15	HE16	HE17	HE18	HE19	HE20	HE21	HE22	HE23	HE24
CINERGY.HUB	12.09	11.37	10.12	22.66	29.34	36.95	21.35	25.65	31.48	51.10	57.91	152.07	138.74	112.06	140.36	165.78	104.32	111.18	67.06	74.31	73.54	36.63	27.00	19.42
FE.HUB	-56.05	11.43	10.17	33.90	31.65	35.73	22.70	27.18	25.34	51.97	58.65	141.79	109.02	113.35	141.72	166.76	104.87	111.60	67.29	63.85	60.63	37.03	27.33	19.61
ILLINOIS.HUB	11.77	10.95	9.73	1.16	5.19	-13.91	8.78	24.67	73.81	160.20	115.56	154.83	213.31	128.38	162.95	223.33	94.17	101.86	66.09	72.67	71.94	36.02	26.37	18.86
MICHIGAN.HUB	3.98	11.69	10.40	-1.34	29.61	42.52	23.10	26.83	32.01	52.73	59.33	153.90	137.62	114.21	142.37	167.38	105.12	112.12	67.71	74.44	73.81	37.39	27.57	19.86
MINN.HUB	12.17	10.79	9.56	0.97	5.49	-15.17	8.19	26.21	30.80	33.31	43.87	150.67	128.23	114.65	145.19	172.82	110.99	120.78	72.96	75.45	73.69	37.06	27.35	19.03
WPS	11.40	11.25	9.99	-1.98	1.48	-25.67	6.25	29.45	32.44	52.97	60.79	159.42	143.83	116.66	146.10	172.68	109.26	116.78	69.80	75.62	74.47	37.79	27.62	19.67
Forecasted(GW)	54.6	52.5	51.4	51.1	52.6	54.5	59.4	63.2	65.8	68.0	69.8	71.1	72.1	72.9	73.2	73.3	73.0	72.1	70.8	69.2	69.2	67.6	63.7	59.5
(RT) - (DA Load)	1.28	0.55	0.89	-0.60	-2.14	-1.17	-1.97	-1.11	-0.62	-0.41	0.63	1.01	1.73	2.92	3.24	3.18	2.79	4.02	3.93	3.04	1.98	3.33	2.35	2.89



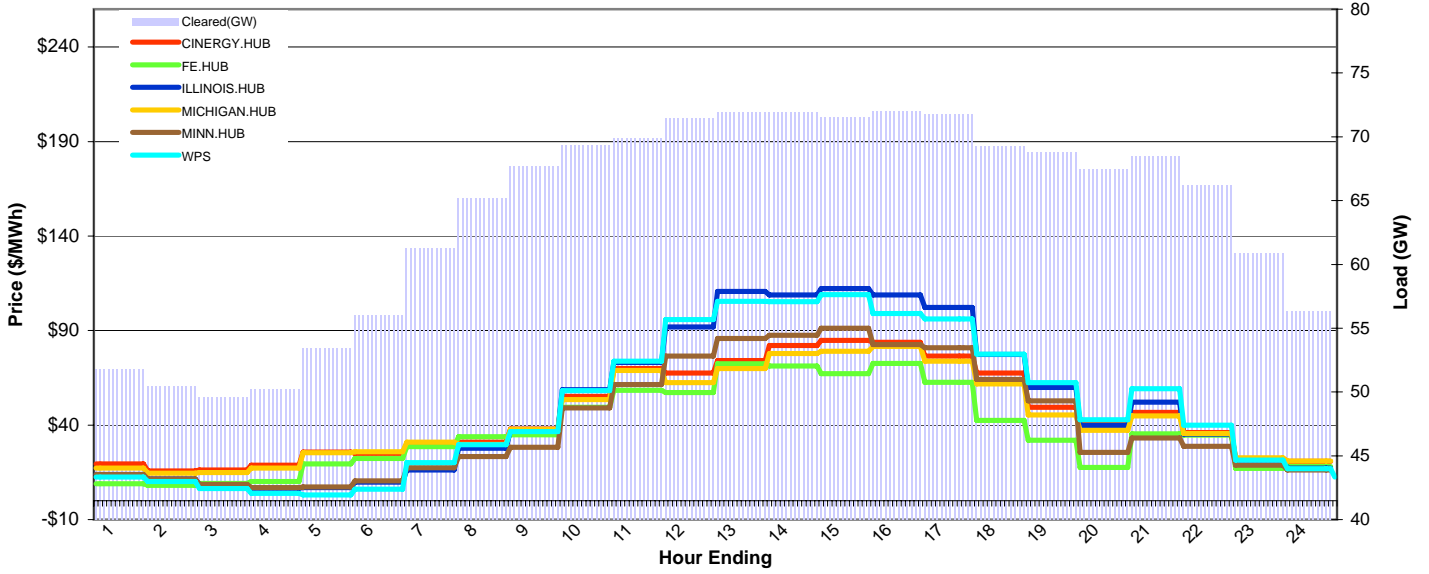
MISO Daily Report

Delivery Day: Friday, June 20, 2008

Price Color Codes: ≤0 ≥100 ≥200

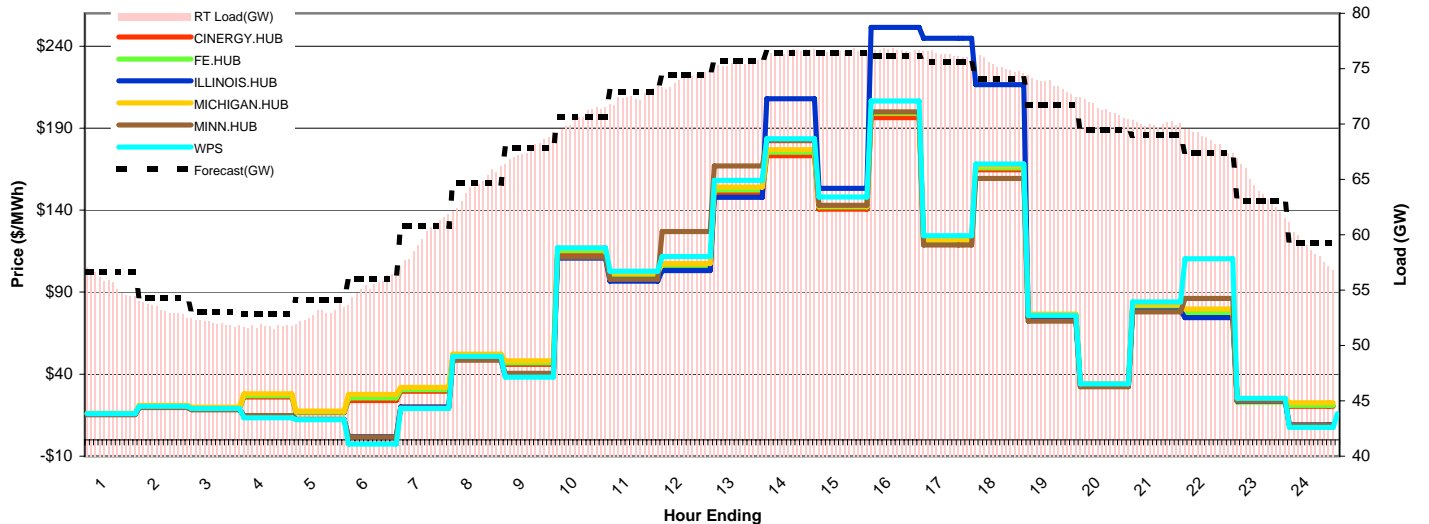
Day-Ahead Prices and Cleared Load

	HE1	HE2	HE3	HE4	HE5	HE6	HE7	HE8	HE9	HE10	HE11	HE12	HE13	HE14	HE15	HE16	HE17	HE18	HE19	HE20	HE21	HE22	HE23	HE24
CINERGY.HUB	19.50	15.73	16.31	18.75	25.74	24.96	30.08	31.04	37.85	55.12	69.93	67.54	74.08	82.11	84.74	83.81	76.44	67.60	49.41	40.85	46.71	36.00	22.36	20.76
FE.HUB	8.96	8.07	9.20	10.21	19.45	22.37	28.57	33.82	34.84	49.46	58.35	57.18	72.48	71.29	67.16	72.62	62.68	42.47	31.97	17.58	35.35	34.62	17.05	18.04
ILLINOIS.HUB	13.86	11.45	8.46	6.67	6.97	9.76	16.23	27.73	37.04	58.72	73.08	91.83	110.71	108.88	112.21	108.91	102.18	77.41	59.96	39.76	52.16	35.15	21.41	17.31
MICHIGAN.HUB	17.32	14.63	14.95	17.33	25.37	25.86	31.00	29.81	37.66	53.42	68.88	62.42	69.86	77.89	79.00	81.57	73.81	61.85	45.29	37.28	44.89	35.56	22.71	21.02
MINN.HUB	13.85	11.58	8.60	6.88	7.34	10.44	17.47	23.41	28.21	49.15	61.49	76.47	85.79	87.43	91.28	82.54	80.89	64.09	52.78	25.50	33.25	28.80	18.70	16.31
WPS	12.51	10.12	6.41	3.86	2.96	6.07	20.16	29.58	36.49	58.28	73.84	95.74	105.50	105.28	108.95	99.02	96.08	77.53	62.45	42.80	59.16	40.02	21.45	16.97
Cleared(GW)	51.7	50.4	49.6	50.2	53.4	56.0	61.2	65.2	67.7	69.3	69.8	71.4	71.9	71.9	71.5	72.0	71.7	69.3	68.8	67.4	68.4	66.2	60.9	56.3



Preliminary Real-Time Prices with Forecasted and Actual System Load

	HE1	HE2	HE3	HE4	HE5	HE6	HE7	HE8	HE9	HE10	HE11	HE12	HE13	HE14	HE15	HE16	HE17	HE18	HE19	HE20	HE21	HE22	HE23	HE24
CINERGY.HUB	15.77	20.42	19.17	26.18	16.53	23.97	29.70	50.50	46.05	113.33	98.69	104.74	149.96	173.19	140.62	196.46	119.67	164.54	74.76	33.05	79.78	76.33	24.16	20.46
FE.HUB	15.84	20.52	19.29	26.87	16.89	25.45	30.67	51.28	47.04	115.32	100.35	106.38	152.23	175.29	141.99	198.85	121.11	165.77	75.29	32.98	79.72	77.67	22.95	21.06
ILLINOIS.HUB	15.37	19.84	18.56	14.81	12.43	1.90	19.98	48.84	38.80	110.78	96.67	103.20	147.75	207.90	153.20	251.48	244.85	216.41	73.89	32.53	78.66	74.45	23.63	9.09
MICHIGAN.HUB	16.10	21.00	19.83	28.06	17.49	27.66	31.85	52.15	48.17	116.84	101.57	107.50	154.15	176.84	142.57	199.56	121.79	166.95	76.57	34.02	82.36	79.78	24.89	22.64
MINN.HUB	15.33	19.70	18.37	14.79	12.38	1.69	19.48	48.44	40.51	111.32	97.94	126.99	167.04	182.42	142.99	199.93	118.79	159.40	72.31	32.37	77.94	86.21	23.79	9.01
WPS	15.96	20.46	19.07	13.40	12.25	-2.58	18.99	50.96	38.23	117.00	102.69	111.74	158.16	183.59	147.94	206.53	124.45	168.07	75.78	34.17	83.95	110.27	25.31	7.54
Forecasted(GW)	56.6	54.3	53.1	52.8	54.1	56.0	60.8	64.7	67.8	70.7	72.9	74.4	75.7	76.4	76.4	76.1	75.6	74.1	71.7	69.5	69.0	67.4	63.1	59.3
(RT) - (DA Load)	3.89	2.87	2.50	1.52	-0.53	-0.61	-1.48	-0.80	0.08	1.30	2.69	2.65	3.61	4.61	5.08	4.66	4.59	6.03	4.74	3.96	1.59	2.35	3.16	2.46



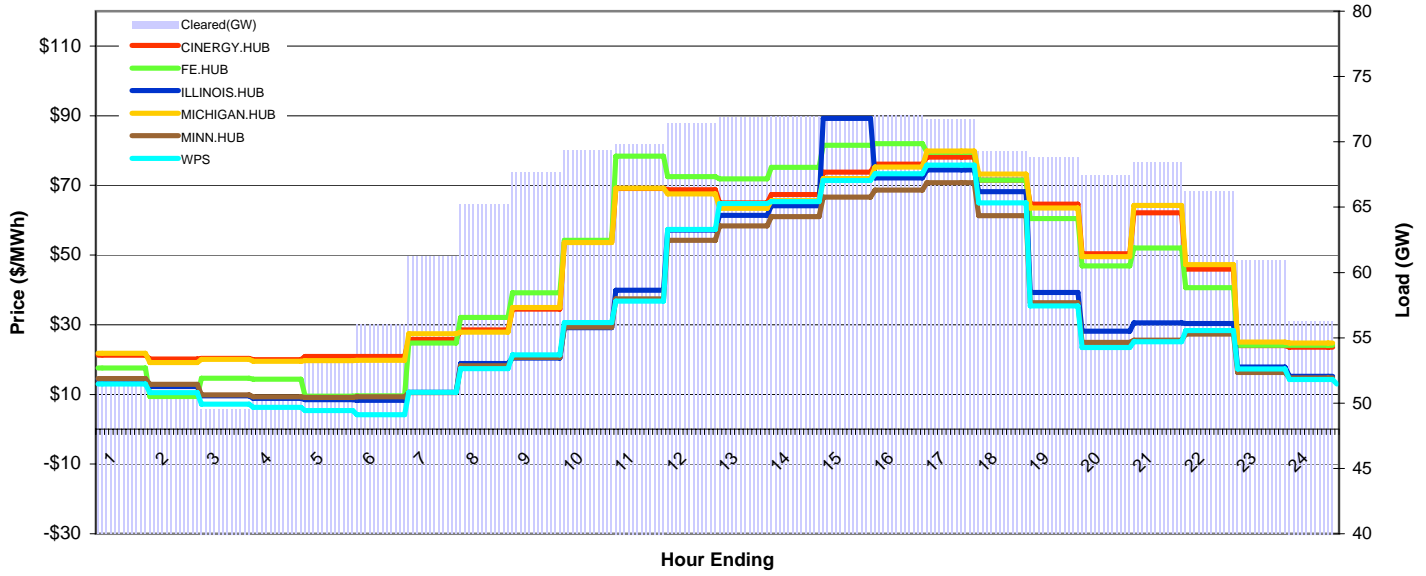
MISO Daily Report

Delivery Day: Saturday, June 21, 2008

Price Color Codes: <=0 >=100 >=200

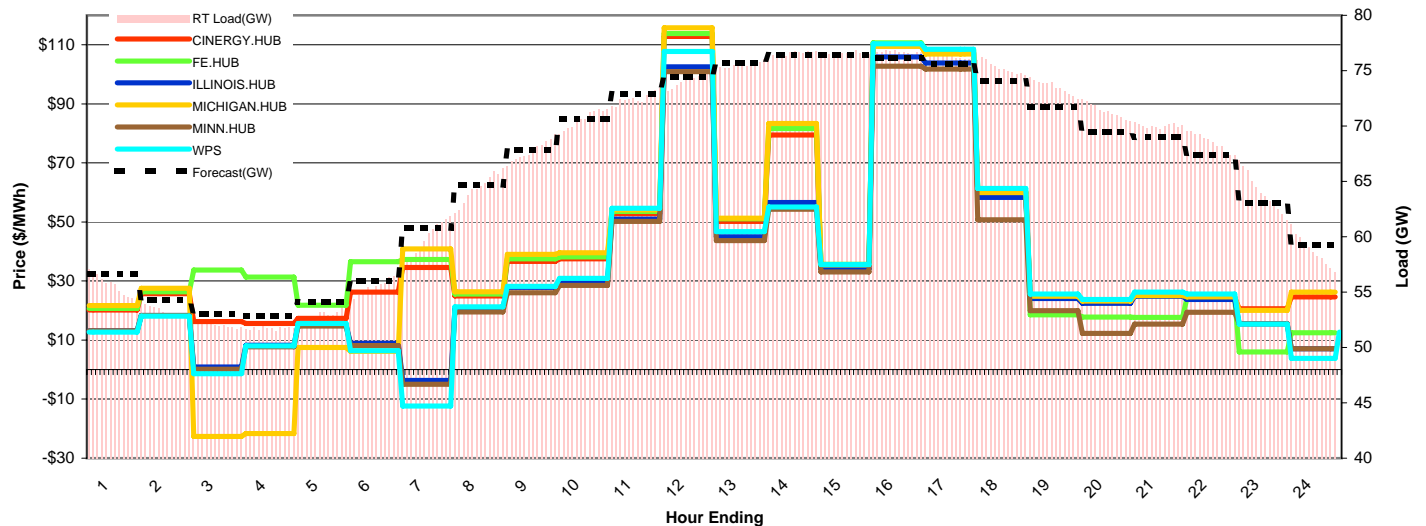
Day-Ahead Prices and Cleared Load

	HE1	HE2	HE3	HE4	HE5	HE6	HE7	HE8	HE9	HE10	HE11	HE12	HE13	HE14	HE15	HE16	HE17	HE18	HE19	HE20	HE21	HE22	HE23	HE24
CINERGY.HUB	21.27	20.13	20.32	20.01	20.85	20.91	25.80	28.54	34.48	53.69	69.07	68.74	65.00	67.34	73.78	76.11	78.13	71.54	64.62	50.40	62.14	45.94	23.99	23.51
FE.HUB	17.56	9.38	14.63	14.41	9.54	9.55	24.72	32.05	39.14	54.23	78.36	72.51	71.90	75.14	81.54	81.97	79.53	71.54	60.47	46.86	52.00	40.60	24.11	24.06
ILLINOIS.HUB	14.35	12.29	9.56	8.88	8.46	8.27	10.63	18.90	20.44	29.11	39.89	57.16	61.41	64.18	89.22	72.17	74.47	68.17	39.24	28.15	30.52	30.35	17.87	15.23
MICHIGAN.HUB	21.80	19.13	20.07	19.53	19.72	19.83	27.39	27.90	34.91	53.56	69.17	67.53	63.46	65.61	71.93	75.30	79.82	73.27	63.51	49.56	64.21	47.28	25.03	24.75
MINN.HUB	14.52	12.86	9.90	9.30	9.09	9.28	10.52	18.24	20.58	29.36	37.40	54.26	58.38	61.02	66.59	68.68	70.79	61.31	36.30	24.92	25.55	27.35	16.25	14.75
WPS	13.01	10.52	7.19	6.27	5.40	4.19	10.63	17.44	21.35	30.64	36.77	57.34	64.79	65.35	71.37	73.37	75.84	65.00	35.36	23.43	25.15	28.36	17.33	14.29
Cleared(GW)	51.7	50.4	49.6	50.2	53.4	56.0	61.2	65.2	67.7	69.3	69.8	71.4	71.9	71.9	71.5	72.0	71.7	69.3	68.8	67.4	68.4	66.2	60.9	56.3



Preliminary Real-Time Prices with Forecasted and Actual System Load

	HE1	HE2	HE3	HE4	HE5	HE6	HE7	HE8	HE9	HE10	HE11	HE12	HE13	HE14	HE15	HE16	HE17	HE18	HE19	HE20	HE21	HE22	HE23	HE24
CINERGY.HUB	20.15	25.74	16.30	15.66	17.41	26.26	34.55	24.94	36.69	37.52	52.82	112.84	50.18	79.51	35.36	109.70	107.27	59.93	24.67	23.03	25.45	24.34	20.57	24.64
FE.HUB	20.72	26.35	33.69	31.38	21.85	36.58	37.27	25.57	37.51	38.20	53.54	113.82	51.03	81.60	35.67	110.67	108.14	60.36	18.60	17.75	17.71	24.37	5.94	12.46
ILLINOIS.HUB	13.13	18.38	0.88	8.22	14.94	8.90	-3.69	20.55	27.85	29.84	50.99	102.57	45.01	56.65	34.09	105.94	103.89	58.28	24.05	22.45	24.80	23.73	15.51	7.04
MICHIGAN.HUB	21.70	27.51	-22.58	-21.61	7.46	6.21	40.83	26.31	39.04	39.56	54.09	102.57	51.33	83.40	35.43	109.52	106.88	59.96	24.83	23.19	25.02	24.64	20.05	26.23
MINN.HUB	13.14	18.37	0.08	7.67	14.80	8.18	-4.93	19.49	26.03	28.58	50.20	100.90	43.75	54.28	33.04	102.75	101.81	50.74	19.95	12.29	15.36	19.44	15.47	7.05
WPS	12.72	18.14	-1.42	8.04	15.66	6.38	-12.37	21.22	28.22	30.93	54.68	107.79	46.73	55.07	35.59	110.34	108.54	61.40	25.61	23.77	26.21	25.63	15.40	3.81
Forecasted(GW)	56.6	54.3	53.1	52.8	54.1	56.0	60.8	64.7	67.8	70.7	72.9	74.4	75.7	76.4	76.4	76.1	75.6	74.1	71.7	69.5	69.0	67.4	63.1	59.3
(RT) - (DA Load)	3.89	2.87	2.50	1.52	-0.53	-0.61	-1.48	-0.80	0.08	1.30	2.69	2.65	3.61	4.61	5.08	4.66	4.59	6.03	4.74	3.96	1.59	2.35	3.16	2.46



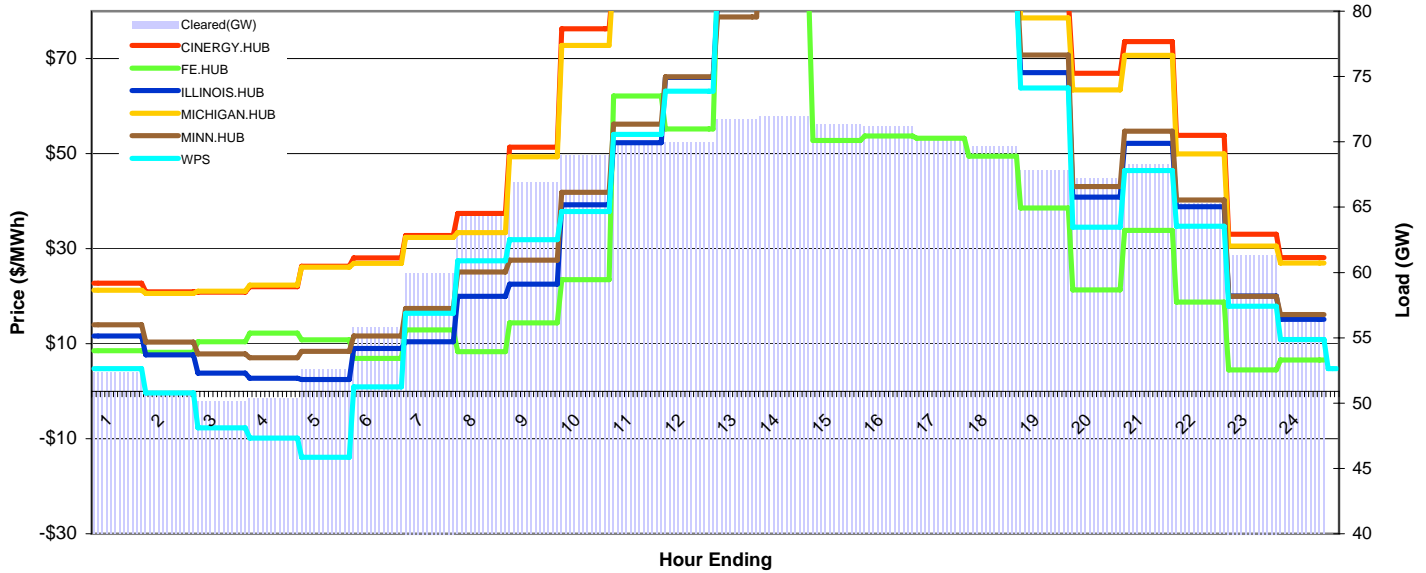
MISO Daily Report

Delivery Day: Tuesday, June 24, 2008

Price Color Codes: <=0 >=100 >=200

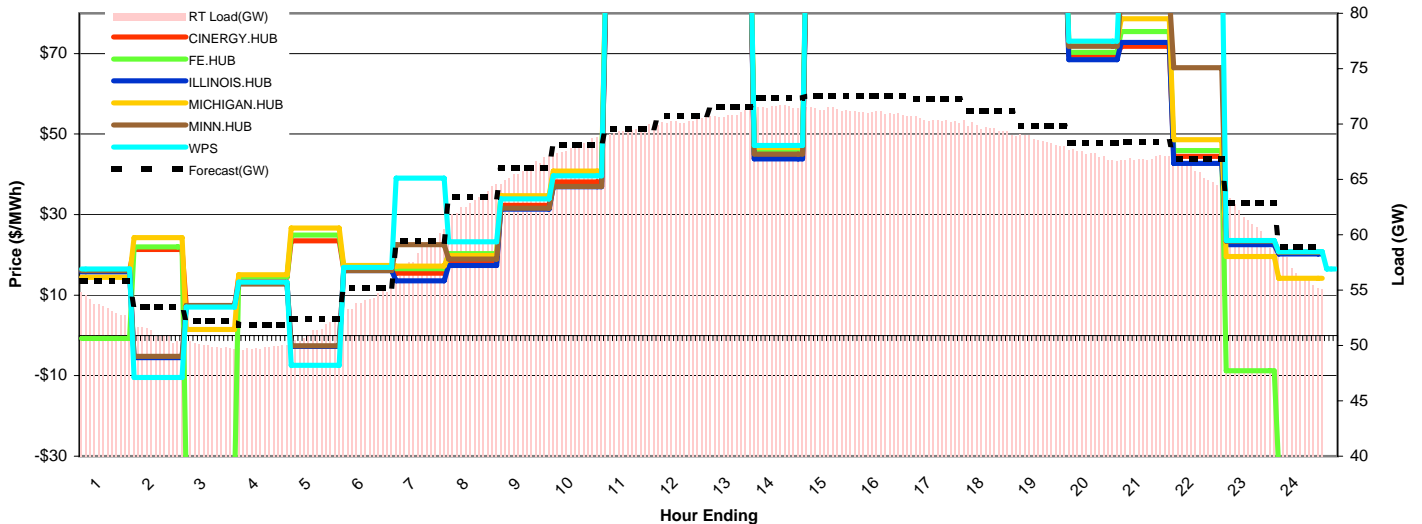
Day-Ahead Prices and Cleared Load

	HE1	HE2	HE3	HE4	HE5	HE6	HE7	HE8	HE9	HE10	HE11	HE12	HE13	HE14	HE15	HE16	HE17	HE18	HE19	HE20	HE21	HE22	HE23	HE24
CINERGY.HUB	22.72	20.94	20.84	22.00	26.33	28.06	32.80	37.44	51.35	76.30	87.24	103.18	104.11	106.33	111.74	113.96	110.99	102.11	82.54	66.96	73.61	53.85	33.05	28.13
FE.HUB	8.54	8.21	10.39	12.24	10.82	6.93	12.92	8.32	14.41	23.47	62.16	55.21	87.54	85.19	52.77	53.74	53.24	49.51	38.56	21.30	33.84	18.77	4.51	6.61
ILLINOIS.HUB	11.61	7.68	3.82	2.76	2.50	9.02	10.45	19.95	22.52	39.26	52.34	66.06	81.62	102.60	107.96	110.63	99.71	84.99	67.09	40.85	52.18	38.85	20.02	15.11
MICHIGAN.HUB	21.23	20.60	21.09	22.36	26.14	26.92	32.36	33.37	49.33	72.77	88.50	100.83	105.56	105.43	104.82	106.88	104.82	96.14	78.56	63.46	70.72	49.96	30.55	26.96
MINN.HUB	14.02	10.32	7.83	7.04	8.38	11.66	17.45	25.13	27.59	41.89	56.21	66.18	78.78	103.61	108.16	113.14	102.06	87.88	70.77	43.07	54.77	40.25	19.95	16.17
WPS	4.74	-0.33	-7.74	-9.87	-13.88	0.92	16.39	27.45	31.90	37.84	54.04	63.13	86.27	107.07	112.74	115.43	102.11	84.50	63.86	34.55	46.46	34.73	17.88	10.90
Cleared(GW)	52.3	50.8	50.1	50.4	52.6	55.8	60.0	64.3	66.9	68.9	69.7	69.9	71.7	71.9	71.3	71.2	70.4	69.7	67.8	67.2	68.2	65.3	61.3	56.1



Preliminary Real-Time Prices with Forecasted and Actual System Load

	HE1	HE2	HE3	HE4	HE5	HE6	HE7	HE8	HE9	HE10	HE11	HE12	HE13	HE14	HE15	HE16	HE17	HE18	HE19	HE20	HE21	HE22	HE23	HE24
CINERGY.HUB	16.16	21.37	7.27	14.46	23.48	16.60	15.48	18.04	32.32	38.14	85.52	89.19	102.09	43.98	99.34	113.43	158.12	139.22	103.42	69.62	71.83	44.47	23.00	20.73
FE.HUB	-0.78	21.98	-37.04	14.59	24.91	16.90	16.59	20.34	34.28	40.20	86.75	90.43	103.58	45.70	101.29	115.50	158.45	139.78	104.47	70.29	75.50	45.87	-8.80	-33.26
ILLINOIS.HUB	15.75	-5.53	7.18	12.94	-2.73	16.07	13.58	17.39	31.34	36.94	82.90	86.77	99.31	43.87	97.52	111.41	154.06	136.27	101.86	68.50	72.77	42.70	22.57	20.26
MICHIGAN.HUB	14.43	24.32	1.51	15.09	26.63	17.40	17.25	19.82	34.69	40.83	89.86	93.62	106.76	46.69	103.21	117.89	162.61	143.74	107.89	72.78	78.66	48.64	19.61	14.16
MINN.HUB	16.07	-5.24	7.47	12.77	-2.60	16.06	22.56	18.99	31.56	37.04	82.70	87.43	100.44	45.00	100.58	115.54	159.36	143.06	106.20	71.85	84.69	66.47	23.44	20.64
WPS	16.53	-10.42	7.05	13.27	-7.41	16.91	39.03	23.24	33.89	39.62	88.50	92.89	106.02	47.15	104.49	118.63	163.16	144.71	108.58	73.11	97.94	102.24	23.56	20.75
Forecasted(GW)	55.8	53.5	52.2	51.9	52.4	55.2	59.4	63.4	66.0	68.1	69.6	70.7	71.6	72.3	72.5	72.5	72.3	71.2	69.8	68.3	68.4	66.8	62.8	58.9
(RT) - (DA Load)	1.16	0.35	-0.10	-0.53	-1.19	-1.63	-1.62	-1.24	-1.01	-0.86	-0.22	0.33	-0.80	-0.37	0.06	-0.20	-0.04	0.01	0.74	0.06	-1.31	0.40	-0.13	0.48



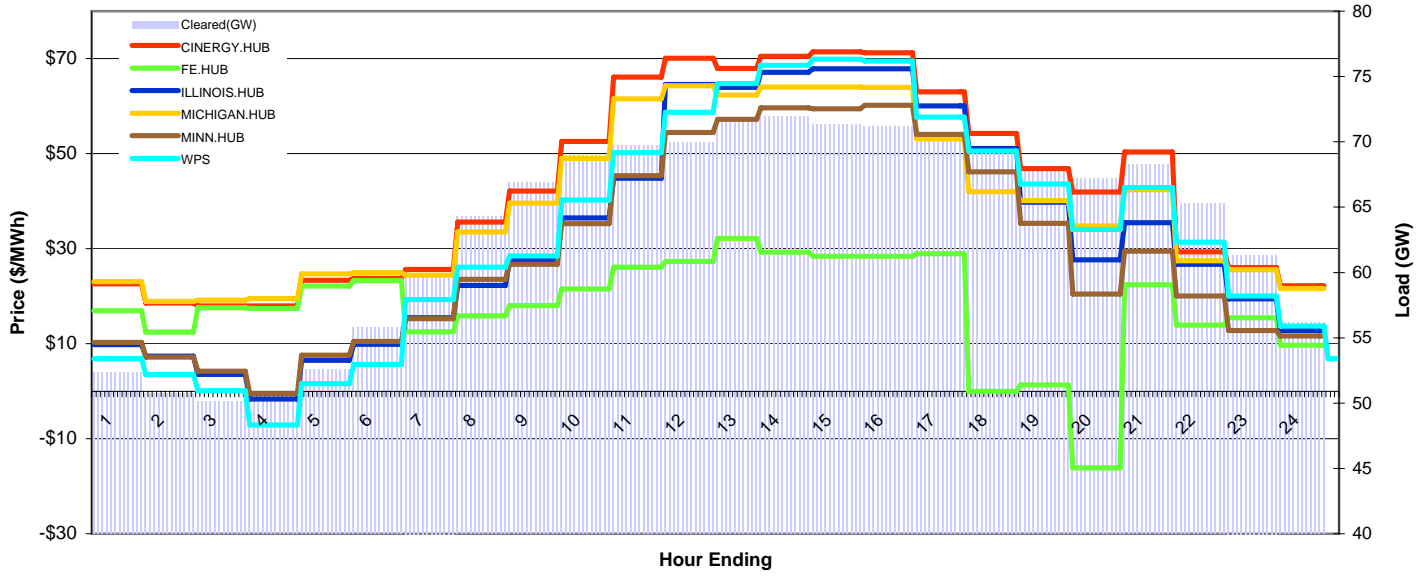
MISO Daily Report

Delivery Day: Wednesday, June 25, 2008

Price Color Codes: ≤0 ≥100 ≥200

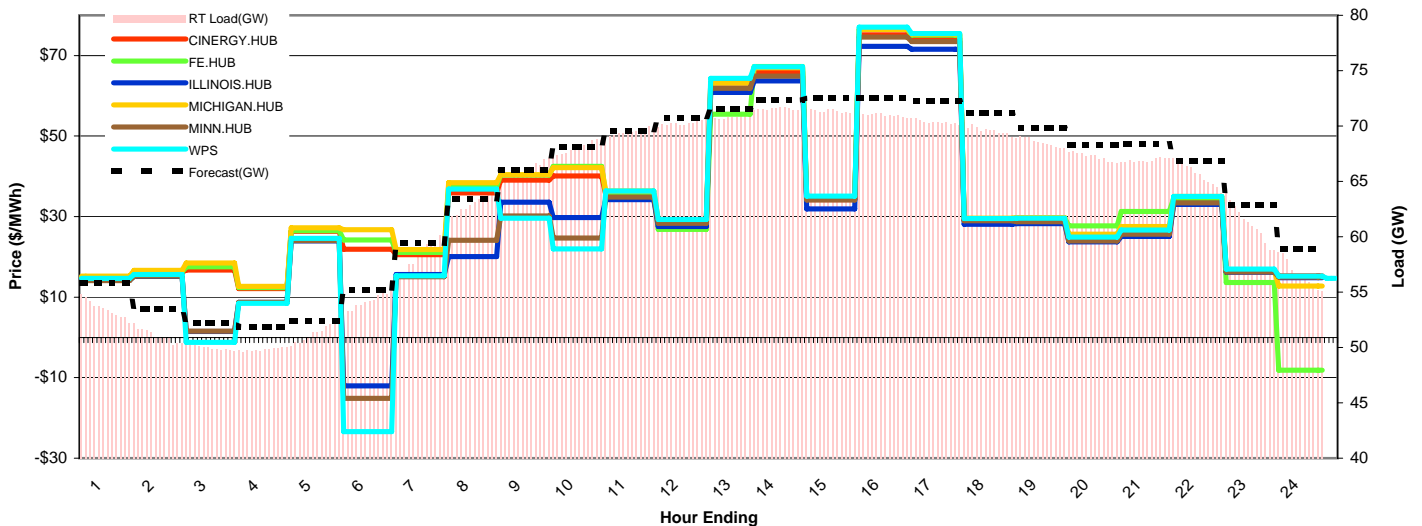
Day-Ahead Prices and Cleared Load

	HE1	HE2	HE3	HE4	HE5	HE6	HE7	HE8	HE9	HE10	HE11	HE12	HE13	HE14	HE15	HE16	HE17	HE18	HE19	HE20	HE21	HE22	HE23	HE24
CINERGY.HUB	22.58	18.58	17.99	17.99	23.34	23.78	25.67	35.63	42.11	52.59	66.14	70.10	67.95	70.47	71.42	71.26	63.00	54.25	46.83	41.97	50.34	29.33	26.06	22.20
FE.HUB	16.94	12.45	17.56	17.42	22.16	23.31	12.50	15.90	18.04	21.56	26.08	27.31	32.17	29.30	28.38	28.38	28.93	0.00	1.34	-16.12	22.38	13.90	15.46	9.68
ILLINOIS.HUB	9.81	7.41	3.56	-1.67	6.49	9.90	15.47	22.30	27.69	36.49	44.87	64.55	63.96	67.14	67.90	67.86	60.07	51.07	39.80	27.64	35.48	26.70	19.42	12.77
MICHIGAN.HUB	23.06	18.88	19.14	19.51	24.67	25.00	24.44	33.53	39.56	49.04	61.56	64.28	62.32	64.03	64.03	63.94	53.12	41.98	40.15	34.78	42.43	27.44	25.59	21.63
MINN.HUB	10.29	7.20	4.21	-0.50	7.57	10.47	15.27	23.57	26.75	35.29	45.39	54.50	57.24	59.65	59.43	60.18	54.06	46.16	35.35	20.43	29.47	20.05	12.75	11.60
WPS	6.81	3.53	0.09	-7.10	1.59	5.66	19.31	26.09	28.48	40.26	50.26	58.69	64.80	68.60	69.92	69.51	57.68	50.55	43.60	34.07	42.89	31.36	20.02	13.71
Cleared(GW)	52.3	50.8	50.1	50.4	52.6	55.8	60.0	64.3	66.9	68.9	69.7	69.9	71.7	71.9	71.3	71.2	70.4	69.7	67.8	67.2	68.2	65.3	61.3	56.1



Preliminary Real-Time Prices with Forecasted and Actual System Load

	HE1	HE2	HE3	HE4	HE5	HE6	HE7	HE8	HE9	HE10	HE11	HE12	HE13	HE14	HE15	HE16	HE17	HE18	HE19	HE20	HE21	HE22	HE23	HE24
CINERGY.HUB	14.89	16.20	16.71	12.15	26.33	21.91	20.55	35.86	39.10	40.07	35.40	28.70	63.21	66.02	34.18	75.15	74.18	29.14	29.18	24.66	26.12	34.03	16.65	15.29
FE.HUB	14.94	16.28	17.49	12.33	26.53	24.18	21.09	37.53	40.32	42.45	35.58	26.79	55.42	67.32	34.57	76.52	75.10	29.52	29.70	27.72	31.29	34.52	13.60	-8.15
ILLINOIS.HUB	14.23	15.18	1.46	8.73	23.99	-12.03	15.63	20.04	33.59	29.80	34.19	27.57	60.82	63.74	31.89	72.30	71.57	28.10	28.23	23.75	25.11	33.06	16.17	14.79
MICHIGAN.HUB	15.21	16.65	18.49	12.71	27.21	26.71	21.82	38.45	40.41	42.14	36.35	29.10	63.12	66.95	34.70	76.51	75.35	29.58	29.80	25.67	27.51	35.04	16.72	12.76
MINN.HUB	14.08	15.24	1.53	8.73	24.08	-15.15	15.03	24.11	30.13	24.65	34.82	28.33	61.90	64.93	34.13	74.60	73.46	28.94	28.75	23.99	25.65	33.42	16.29	14.95
WPS	14.69	15.61	-1.25	8.45	24.61	-23.37	15.27	36.87	29.59	22.01	36.37	29.33	64.32	67.20	35.06	77.03	75.48	29.56	29.61	24.91	26.67	34.99	16.95	15.22
Forecasted(GW)	55.8	53.5	52.2	51.9	52.4	55.2	59.4	63.4	66.0	68.1	69.6	70.7	71.6	72.3	72.5	72.5	72.3	71.2	69.8	68.3	68.4	66.8	62.8	58.9
(RT) - (DA Load)	1.16	0.35	-0.10	-0.53	-1.19	-1.63	-1.62	-1.24	-1.01	-0.86	-0.22	0.33	-0.80	-0.37	0.06	-0.20	-0.04	0.01	0.74	0.06	-1.31	0.40	-0.13	0.48



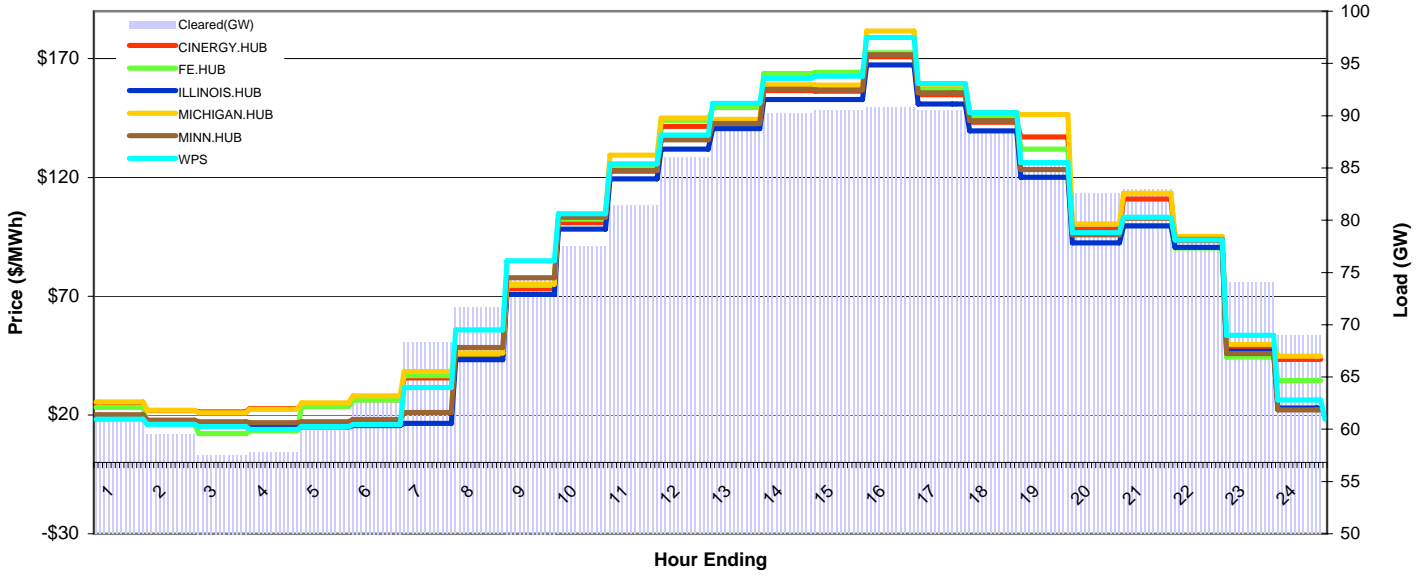
MISO Daily Report

Delivery Day: Thursday, June 26, 2008

Price Color Codes: ≤0 ≥100 ≥200

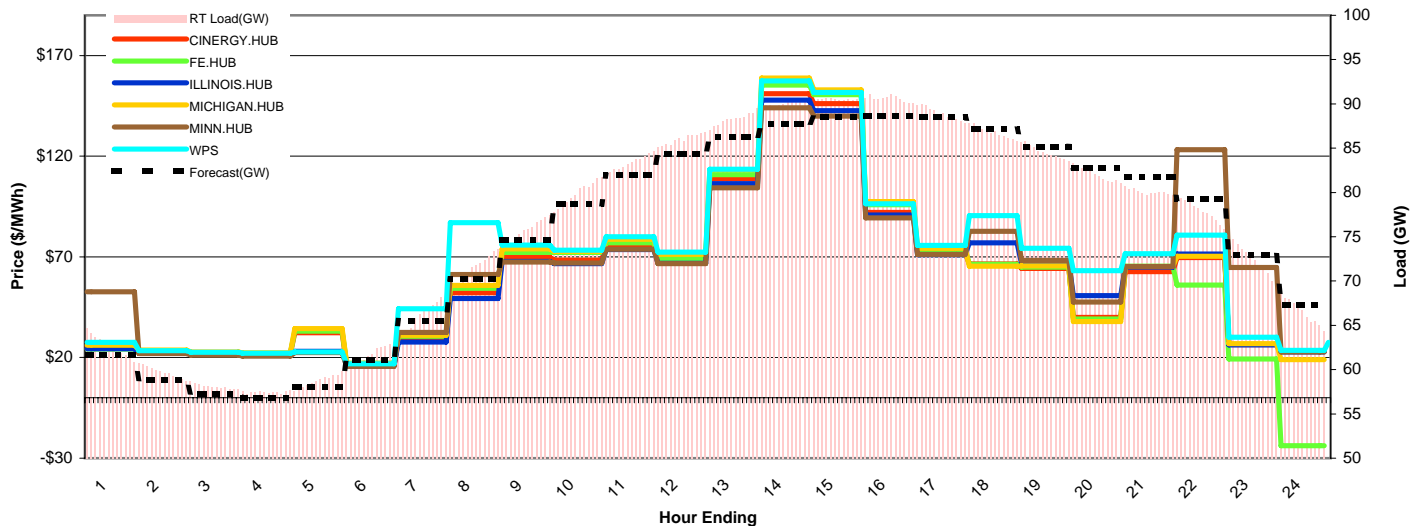
Day-Ahead Prices and Cleared Load

	HE1	HE2	HE3	HE4	HE5	HE6	HE7	HE8	HE9	HE10	HE11	HE12	HE13	HE14	HE15	HE16	HE17	HE18	HE19	HE20	HE21	HE22	HE23	HE24
CINERGY.HUB	24.63	21.88	21.39	22.67	23.78	26.47	35.62	44.85	73.18	100.99	122.62	141.54	142.87	156.64	156.32	170.82	154.79	143.25	137.00	98.26	110.87	93.47	48.78	43.36
FE.HUB	23.24	16.37	12.12	13.41	23.58	26.37	36.58	45.70	74.49	102.44	123.93	144.08	149.46	163.75	164.21	172.42	157.31	145.73	131.94	96.08	99.68	90.34	44.31	34.48
ILLINOIS.HUB	19.25	16.56	15.70	15.49	14.99	15.56	16.44	43.26	70.77	98.19	119.39	131.93	140.49	152.86	152.87	167.31	150.95	139.61	120.04	92.46	99.56	90.61	46.85	22.95
MICHIGAN.HUB	25.47	22.03	20.99	22.44	25.09	28.06	38.27	46.13	75.14	104.33	129.35	144.99	144.52	159.00	158.94	181.65	159.28	147.25	146.43	100.39	113.30	95.13	49.78	44.81
MINN.HUB	20.06	17.85	17.14	16.72	17.19	18.08	21.07	48.36	77.76	103.22	122.86	135.79	142.78	157.15	156.90	171.73	155.60	143.96	123.34	95.81	102.81	93.92	45.85	22.18
WPS	18.22	16.06	15.11	13.92	15.08	15.93	31.60	55.78	84.87	104.75	125.69	137.85	151.19	161.66	162.64	178.93	159.59	147.23	126.33	96.82	103.20	93.64	53.53	26.31
Cleared(GW)	61.5	59.5	57.5	57.7	59.9	62.7	68.3	71.6	74.3	77.5	81.4	86.0	88.8	90.2	90.5	90.8	90.5	88.3	85.7	82.5	83.0	78.2	74.0	69.0



Preliminary Real-Time Prices with Forecasted and Actual System Load

	HE1	HE2	HE3	HE4	HE5	HE6	HE7	HE8	HE9	HE10	HE11	HE12	HE13	HE14	HE15	HE16	HE17	HE18	HE19	HE20	HE21	HE22	HE23	HE24
CINERGY.HUB	25.39	23.11	22.27	21.80	32.32	16.30	29.23	52.21	69.88	68.35	75.59	68.32	108.99	151.07	146.11	92.02	71.95	66.56	64.30	39.98	62.66	69.59	26.44	23.06
FE.HUB	24.26	23.28	22.46	22.06	33.07	17.23	30.62	54.36	72.20	72.29	76.92	69.25	110.83	155.38	150.50	95.96	73.53	66.40	64.86	39.18	65.31	56.02	19.24	-23.86
ILLINOIS.HUB	24.39	22.32	21.53	20.98	23.13	15.76	27.73	49.28	67.75	66.66	73.57	66.74	106.35	147.94	142.62	90.87	71.02	77.00	66.84	50.68	64.91	71.38	26.28	22.78
MICHIGAN.HUB	26.15	23.67	22.82	22.36	34.44	17.04	30.97	55.80	73.97	72.62	78.72	71.19	113.46	158.77	153.04	97.47	74.28	65.31	65.46	37.88	65.28	70.32	26.94	18.91
MINN.HUB	52.61	22.05	21.19	20.64	22.50	15.70	32.41	61.27	67.52	66.98	73.75	66.63	104.39	144.13	139.99	89.45	71.26	82.77	68.26	47.61	65.25	123.21	64.81	22.74
WPS	27.47	23.41	22.65	22.06	22.83	16.90	44.20	87.03	75.89	73.31	80.04	72.34	113.47	157.41	151.73	96.34	75.63	90.49	74.26	63.22	71.60	80.85	30.07	23.62
Forecasted(GW)	61.7	58.8	57.2	56.8	58.0	61.1	65.5	70.2	74.6	78.7	81.9	84.4	86.3	87.7	88.5	88.7	88.5	87.1	85.2	82.7	81.8	79.3	72.9	67.4
(RT) - (DA Load)	1.12	0.32	0.59	-0.27	-1.19	-1.03	-2.17	-0.25	1.45	2.35	1.91	0.05	-0.46	-0.02	-0.01	-0.21	-1.56	-1.50	-1.13	-0.47	-2.88	-0.26	-1.55	-2.35



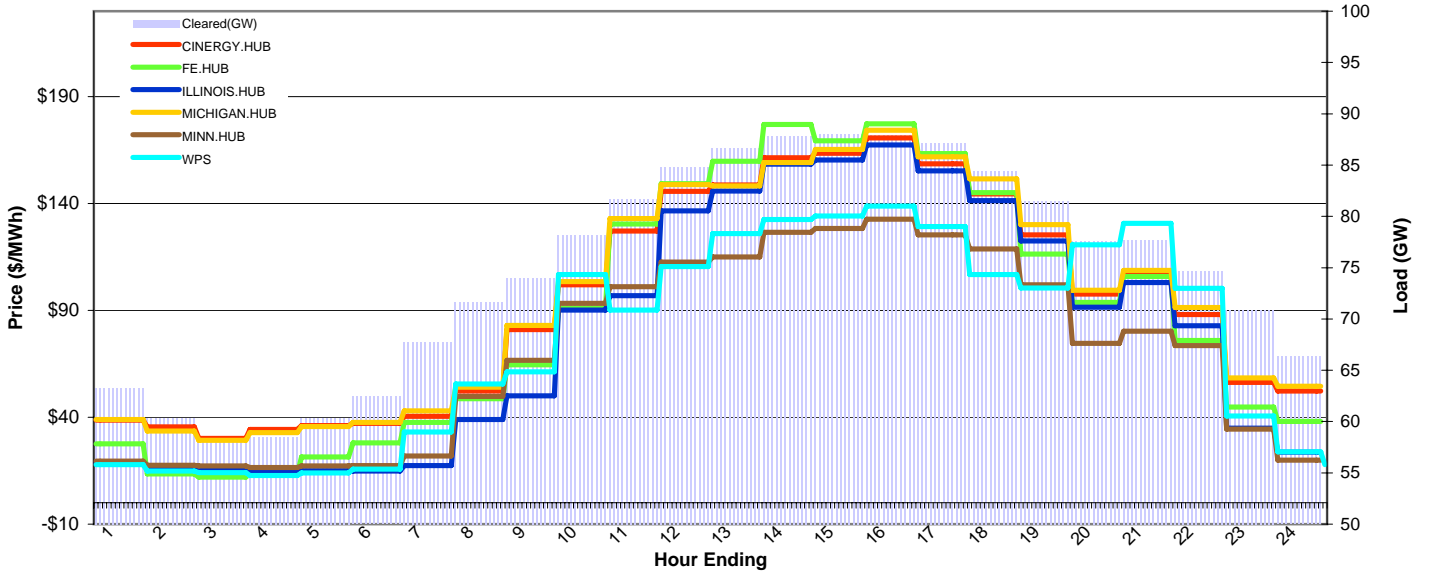
MISO Daily Report

Delivery Day: Friday, June 27, 2008

Price Color Codes: <=0 >=100 >=200

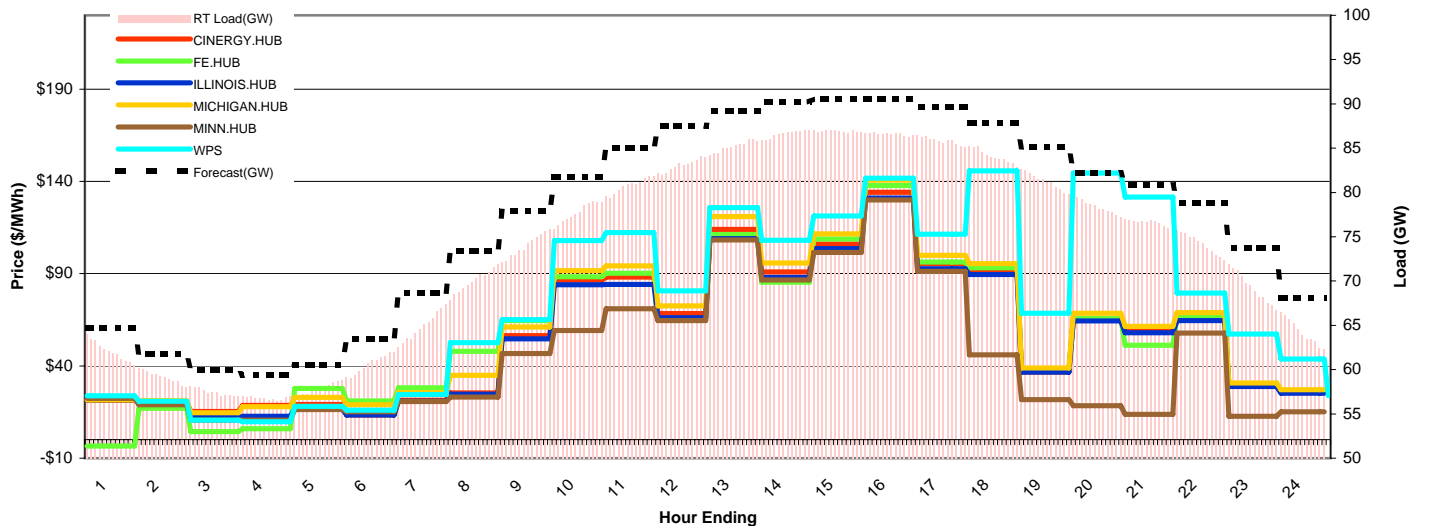
Day-Ahead Prices and Cleared Load

	HE1	HE2	HE3	HE4	HE5	HE6	HE7	HE8	HE9	HE10	HE11	HE12	HE13	HE14	HE15	HE16	HE17	HE18	HE19	HE20	HE21	HE22	HE23	HE24
CINERGY.HUB	38.65	35.45	30.16	34.36	36.11	37.14	40.42	52.23	81.03	102.04	127.14	145.68	148.74	161.48	163.54	170.65	158.57	144.46	125.31	97.62	106.96	88.12	56.35	52.23
FE.HUB	27.52	13.54	11.95	13.44	21.44	28.02	37.63	48.74	64.63	90.86	130.42	149.31	159.76	177.07	169.33	177.28	163.38	145.10	116.40	93.76	105.85	75.96	44.78	38.13
ILLINOIS.HUB	18.66	16.04	15.93	14.91	15.05	14.81	17.33	38.95	50.10	90.17	96.94	136.62	145.86	158.39	160.41	167.41	155.29	141.30	122.54	91.50	103.11	82.78	34.91	23.74
MICHIGAN.HUB	38.95	33.59	29.27	32.84	35.59	37.57	43.05	54.10	82.98	103.48	132.93	148.87	148.31	159.21	165.31	174.31	161.90	151.58	130.15	99.43	108.76	91.41	58.44	54.59
MINN.HUB	19.51	17.56	17.31	16.43	17.19	17.43	21.87	49.69	66.63	93.33	101.08	112.62	115.05	126.53	128.38	132.69	125.36	118.72	101.94	74.61	80.27	73.49	34.51	19.88
WPS	17.84	14.79	14.16	12.73	13.89	15.76	33.07	55.59	61.31	106.71	90.17	110.53	125.89	132.50	134.23	138.83	129.23	106.85	100.56	120.64	130.81	100.37	40.65	23.77
Cleared(GW)	63.3	60.3	58.5	58.5	60.3	62.5	67.7	71.6	74.0	78.2	81.7	84.8	86.6	87.8	88.0	88.0	87.1	84.4	81.5	77.6	77.7	74.7	70.9	66.3



Preliminary Real-Time Prices with Forecasted and Actual System Load

	HE1	HE2	HE3	HE4	HE5	HE6	HE7	HE8	HE9	HE10	HE11	HE12	HE13	HE14	HE15	HE16	HE17	HE18	HE19	HE20	HE21	HE22	HE23	HE24
CINERGY.HUB	21.40	20.60	15.37	18.68	19.06	13.33	21.36	25.33	56.48	86.44	88.15	68.42	113.92	90.95	106.02	134.19	95.38	91.49	36.72	65.48	58.90	65.48	29.32	25.86
FE.HUB	-3.42	17.13	4.38	5.90	27.72	21.02	28.14	47.91	64.61	88.33	90.21	65.38	111.28	85.45	108.73	137.70	96.29	93.26	37.82	65.61	51.14	66.84	30.00	26.44
ILLINOIS.HUB	21.60	20.04	12.24	12.80	16.73	13.46	20.86	24.63	54.60	83.92	84.12	66.07	108.88	87.97	103.61	131.02	92.66	89.57	36.64	64.45	57.96	64.61	28.85	25.28
MICHIGAN.HUB	21.48	21.15	14.67	17.88	23.02	18.93	25.52	34.92	61.10	91.61	94.30	72.49	120.89	95.83	111.57	140.62	99.95	95.47	38.84	68.50	61.53	68.98	30.69	27.11
MINN.HUB	22.46	18.95	10.64	10.70	16.43	15.19	20.78	23.12	46.71	59.25	70.96	64.53	108.31	86.52	101.53	129.91	91.31	46.08	21.77	18.45	13.72	57.86	12.80	15.17
WPS	23.84	20.95	10.71	9.74	18.01	15.96	24.55	52.57	65.01	108.00	112.23	80.76	125.70	108.12	121.20	141.66	111.43	145.72	68.63	144.43	131.48	79.46	57.27	43.82
Forecasted(GW)	64.7	61.8	60.0	59.4	60.5	63.4	68.6	73.4	77.8	81.8	85.1	87.5	89.2	90.2	90.6	90.5	89.7	87.8	85.1	82.2	80.9	78.8	73.7	68.1
(RT) - (DA Load)	-1.19	-1.18	-1.05	-1.69	-2.48	-1.82	-2.86	-1.60	-0.01	-0.45	-0.86	-1.73	-1.45	-1.21	-1.04	-1.36	-1.27	-0.30	-0.20	0.85	-1.08	-0.49	-1.61	-2.06



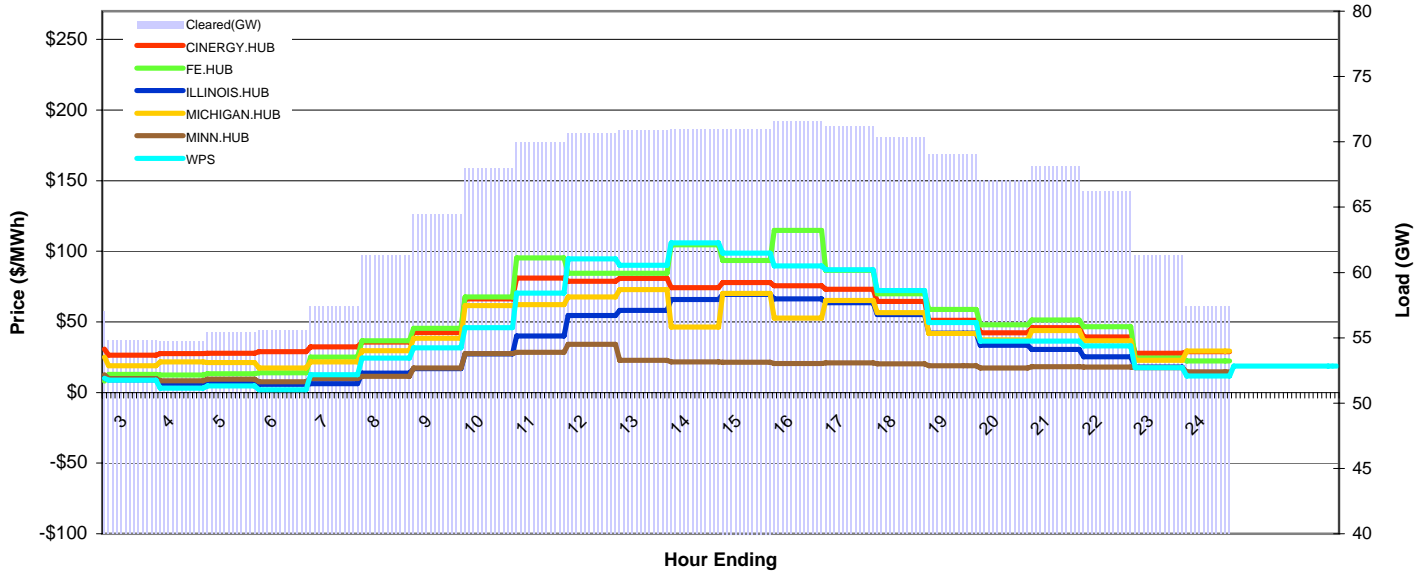
MISO Daily Report

Delivery Day: Saturday, June 28, 2008

Price Color Codes: <=0 >=100 >=200

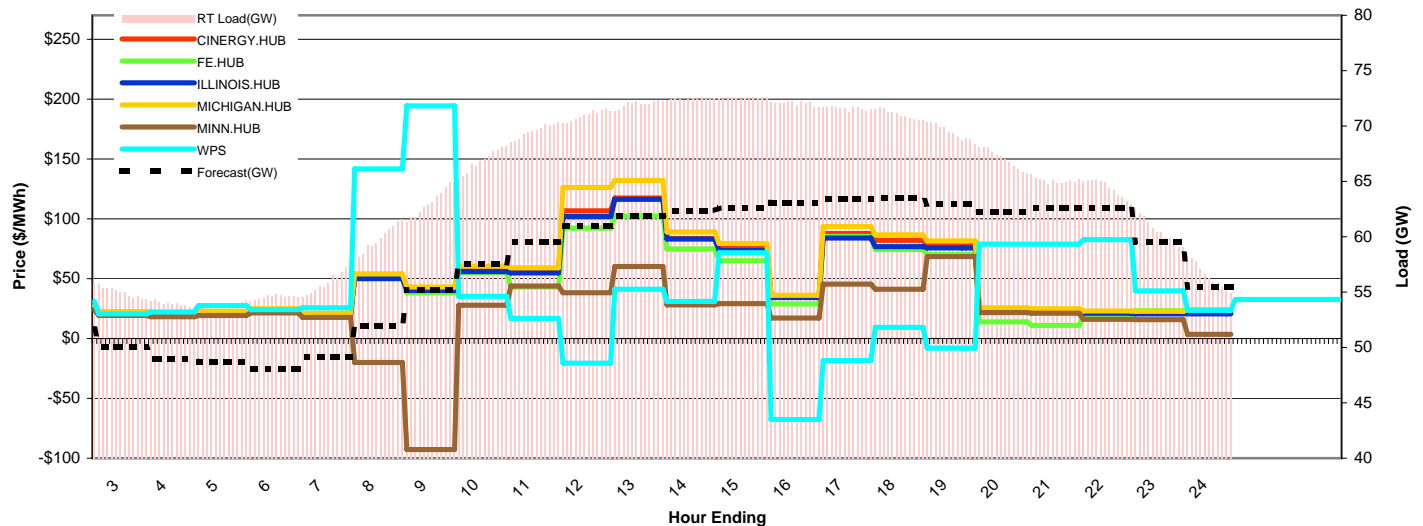
Day-Ahead Prices and Cleared Load

	HE1	HE2	HE3	HE4	HE5	HE6	HE7	HE8	HE9	HE10	HE11	HE12	HE13	HE14	HE15	HE16	HE17	HE18	HE19	HE20	HE21	HE22	HE23	HE24
CINERGY.HUB	33.97	30.68	26.47	27.46	27.70	28.85	32.40	35.81	42.49	66.26	81.01	78.79	80.78	74.33	77.85	75.69	73.04	64.56	51.02	42.21	45.99	39.43	27.80	28.82
FE.HUB	7.31	8.04	12.73	12.44	13.18	13.90	25.16	36.73	45.54	67.71	95.40	84.37	84.48	104.58	93.53	114.88	86.41	69.85	58.81	48.04	51.27	46.49	24.33	22.39
ILLINOIS.HUB	11.74	10.13	9.01	6.57	7.85	5.71	6.23	13.82	16.87	27.27	39.92	54.58	58.21	65.85	69.47	66.26	63.69	55.28	42.10	33.51	30.61	25.41	18.03	13.36
MICHIGAN.HUB	27.93	25.14	18.98	21.65	21.29	17.31	21.74	29.65	38.45	61.50	62.33	67.67	72.85	46.29	70.09	52.61	65.27	56.50	41.85	37.23	43.95	36.70	22.80	29.35
MINN.HUB	15.08	12.69	10.00	8.29	9.50	7.61	9.98	11.50	17.27	27.55	28.54	34.11	22.81	21.69	21.55	20.47	20.88	20.40	18.97	17.48	18.37	18.08	17.54	14.54
WPS	18.72	10.04	8.73	3.11	4.74	2.02	12.66	24.40	31.73	45.82	70.46	94.60	90.11	105.98	98.76	89.75	87.00	72.27	49.56	36.35	36.30	33.07	17.66	11.59
Cleared(GW)	59.0	57.0	54.8	54.7	55.4	55.6	57.4	61.3	64.4	67.9	70.0	70.6	70.9	70.9	71.0	71.5	71.2	70.4	69.0	67.0	68.1	66.2	61.3	57.4



Preliminary Real-Time Prices with Forecasted and Actual System Load

	HE1	HE2	HE3	HE4	HE5	HE6	HE7	HE8	HE9	HE10	HE11	HE12	HE13	HE14	HE15	HE16	HE17	HE18	HE19	HE20	HE21	HE22	HE23	HE24
CINERGY.HUB	26.69	26.05	21.13	20.32	21.65	23.63	20.07	51.28	40.86	57.13	55.66	106.58	117.39	83.27	76.14	35.01	87.58	82.01	77.88	24.19	23.69	21.80	21.19	22.68
FE.HUB	27.22	26.65	21.64	20.78	22.16	24.20	20.19	52.77	38.22	55.11	42.99	92.20	102.44	74.71	65.01	28.93	85.22	74.21	70.17	13.79	10.82	19.38	23.29	22.36
ILLINOIS.HUB	26.03	25.32	20.49	19.68	20.96	22.90	19.44	50.01	39.98	55.84	54.80	101.93	116.28	83.26	73.61	34.22	83.98	76.81	75.63	23.39	22.89	21.09	20.44	20.52
MICHIGAN.HUB	28.10	27.47	22.32	21.33	22.74	24.81	21.20	53.95	42.97	60.51	58.98	126.13	132.16	88.93	79.48	36.05	93.44	86.63	81.59	25.65	24.93	22.88	22.68	24.13
MINN.HUB	24.26	23.70	19.18	18.20	19.34	21.34	17.74	-19.94	-92.73	27.83	43.91	38.17	60.14	27.99	29.01	17.07	45.53	41.24	68.48	21.59	21.12	16.06	15.88	3.49
WPS	32.54	30.94	20.50	22.13	27.59	24.04	25.59	141.69	194.30	35.37	16.79	-20.71	41.28	31.09	71.64	-67.64	-18.51	9.37	-8.16	78.97	78.84	82.47	39.74	23.53
Forecasted(GW)	54.2	51.7	50.1	49.0	48.7	48.1	49.1	51.9	55.2	57.5	59.6	61.0	61.9	62.4	62.6	63.1	63.4	63.5	63.0	62.2	62.6	62.6	59.6	55.4
(RT) - (DA Load)	#DIV/0!	-1.15	0.18	-0.74	-1.59	-1.01	-1.56	-1.56	-1.26	-1.08	-0.43	0.36	1.10	1.57	1.55	0.54	0.45	0.72	0.46	0.03	-2.99	-1.83	-0.73	-0.86



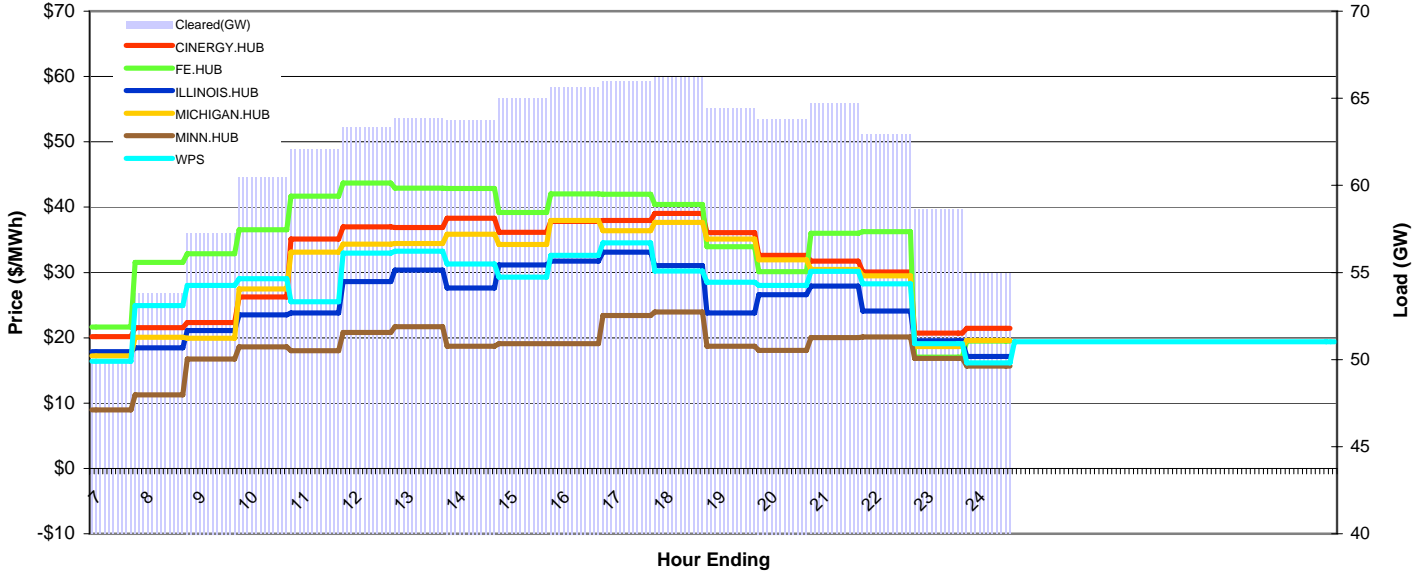
MISO Daily Report

Delivery Day: Sunday, June 29, 2008

Price Color Codes: ≤0 ≥100 ≥200

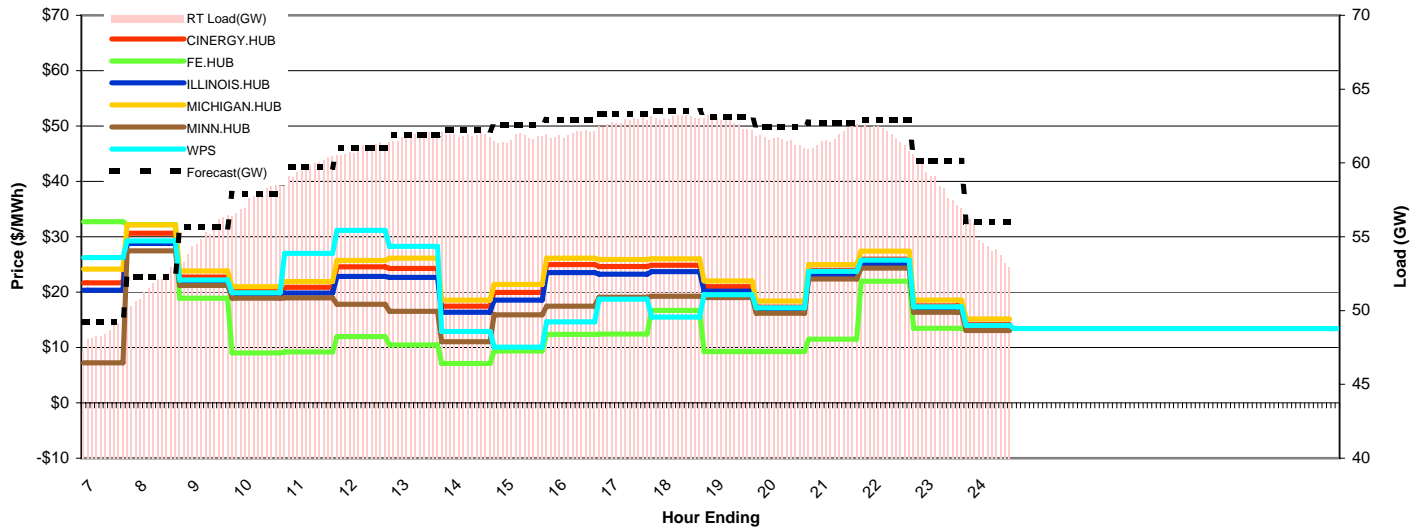
Day-Ahead Prices and Cleared Load

	HE1	HE2	HE3	HE4	HE5	HE6	HE7	HE8	HE9	HE10	HE11	HE12	HE13	HE14	HE15	HE16	HE17	HE18	HE19	HE20	HE21	HE22	HE23	HE24
CINERGY.HUB	21.98	19.61	18.92	19.57	18.32	17.49	20.19	21.54	22.34	26.27	35.14	36.99	36.89	38.32	36.17	37.81	37.96	39.02	36.10	32.62	31.75	30.07	20.74	21.43
FE.HUB	15.97	15.41	12.16	10.45	10.02	9.51	21.63	31.53	32.86	36.52	41.70	43.70	42.93	42.86	39.20	42.01	42.00	40.39	33.96	30.10	36.01	36.24	17.05	19.48
ILLINOIS.HUB	18.82	17.88	13.45	12.87	15.16	15.50	17.87	18.46	21.09	23.52	23.80	28.61	30.37	27.64	31.15	31.76	33.09	31.06	23.81	26.59	27.94	24.11	19.54	17.16
MICHIGAN.HUB	20.14	17.50	16.71	17.06	15.89	15.40	17.24	20.09	19.92	27.47	33.11	34.36	34.41	35.86	34.28	37.96	36.40	37.68	35.13	31.94	30.45	29.49	18.67	19.61
MINN.HUB	12.42	12.34	8.90	8.64	9.93	8.64	8.95	11.27	16.74	18.63	18.04	20.83	21.72	18.71	19.10	19.08	23.42	23.93	18.69	18.05	20.05	20.15	16.87	15.68
WPS	19.38	21.44	15.17	15.26	17.94	13.72	16.41	24.92	28.00	29.03	25.50	32.99	33.23	31.29	29.27	32.62	34.52	30.20	28.51	28.03	30.19	28.27	19.08	16.16
Cleared(GW)	53.0	51.5	49.2	48.9	49.2	48.7	49.9	53.8	57.3	60.4	62.1	63.3	63.9	63.8	65.0	65.6	65.9	66.2	64.4	63.8	64.7	62.9	58.6	54.9



Preliminary Real-Time Prices with Forecasted and Actual System Load

	HE1	HE2	HE3	HE4	HE5	HE6	HE7	HE8	HE9	HE10	HE11	HE12	HE13	HE14	HE15	HE16	HE17	HE18	HE19	HE20	HE21	HE22	HE23	HE24
CINERGY.HUB	9.75	10.44	4.74	8.16	22.39	22.41	21.65	30.63	22.71	20.24	20.86	24.54	24.25	17.47	19.97	24.99	24.61	24.84	20.96	17.30	23.94	25.96	17.54	14.18
FE.HUB	-3.80	4.33	4.81	8.28	22.83	24.08	32.73	32.20	18.89	9.00	9.21	11.95	10.45	7.13	9.36	12.35	12.41	16.68	9.22	9.23	11.51	21.99	13.45	13.12
ILLINOIS.HUB	9.27	10.03	4.55	7.85	19.55	14.04	20.34	28.81	21.59	19.33	19.84	22.84	22.66	16.34	18.57	23.50	23.26	23.71	20.16	16.69	23.10	25.02	16.95	13.71
MICHIGAN.HUB	10.20	10.87	4.90	8.44	23.55	24.23	24.15	32.11	23.82	20.96	21.90	25.73	26.14	18.57	21.41	26.15	25.88	26.03	22.04	18.36	24.99	27.39	18.53	15.13
MINN.HUB	7.41	6.35	2.00	1.14	15.88	5.31	7.20	27.47	21.20	18.91	18.97	17.80	16.55	11.03	15.87	17.48	19.05	19.25	19.02	16.21	22.38	24.31	16.33	13.09
WPS	13.40	27.49	29.30	33.51	18.99	17.86	26.25	29.25	22.22	19.90	27.00	31.18	28.29	12.90	10.08	14.60	18.71	15.47	19.51	17.14	23.75	25.80	17.35	13.98
Forecasted(GW)	55.0	52.3	50.5	49.4	49.0	48.3	49.2	52.3	55.6	57.9	59.7	61.0	61.9	62.2	62.6	62.9	63.3	63.5	63.1	62.4	62.7	62.9	60.2	56.0
(RT) - (DA Load)	#DIV/0!	#DIV/0!	#DIV/0!	#DIV/0!	#DIV/0!	#DIV/0!	-1.41	-2.25	-2.37	-2.71	-2.33	-2.33	-2.05	-1.84	-3.30	-3.65	-3.15	-3.09	-1.64	-2.25	-2.94	-0.91	0.09	-0.35



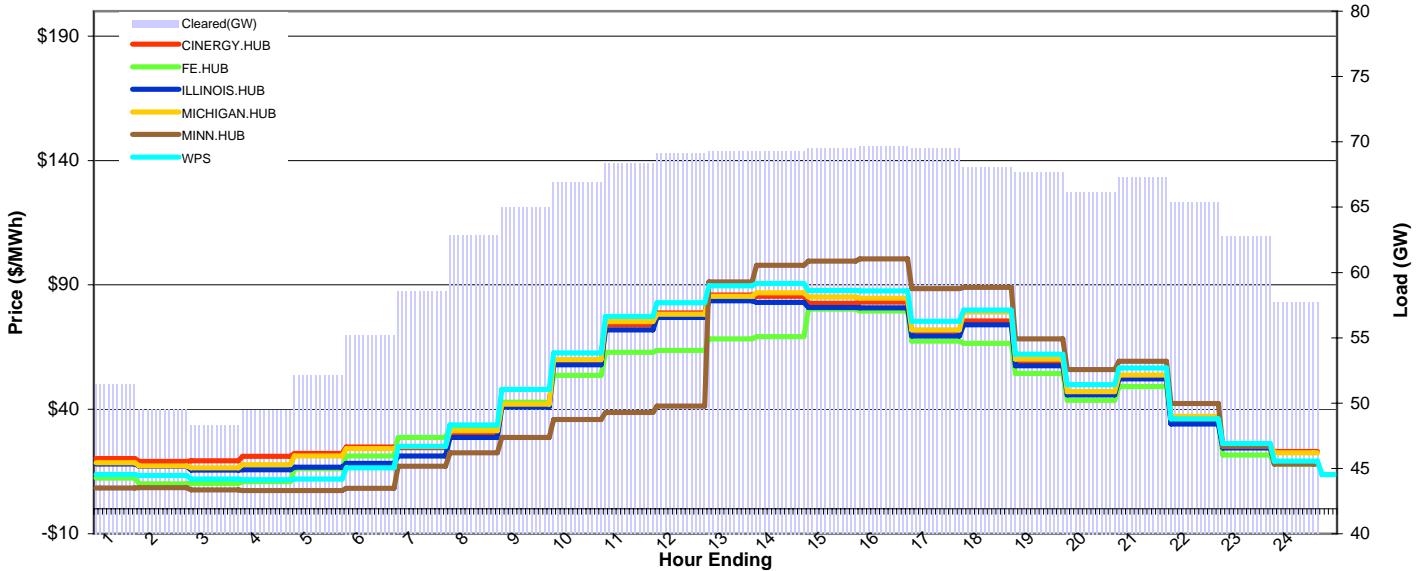
MISO Daily Report

Delivery Day: Monday, June 30, 2008

Price Color Codes: ≤0 ≥100 ≥200

Day-Ahead Prices and Cleared Load

	HE1	HE2	HE3	HE4	HE5	HE6	HE7	HE8	HE9	HE10	HE11	HE12	HE13	HE14	HE15	HE16	HE17	HE18	HE19	HE20	HE21	HE22	HE23	HE24
CINERGY.HUB	20.24	19.02	19.35	21.07	22.31	24.89	24.56	30.04	41.83	58.77	73.91	78.70	85.93	85.38	82.53	83.10	71.40	75.47	58.84	46.90	53.46	35.22	25.20	23.00
FE.HUB	12.39	10.08	10.23	10.90	16.08	21.24	28.73	32.49	42.87	53.71	62.87	63.71	68.28	69.16	80.23	79.55	67.37	66.52	54.45	43.64	49.15	36.30	21.67	17.96
ILLINOIS.HUB	18.03	17.18	15.54	15.67	16.73	18.31	21.31	28.69	40.94	57.94	71.94	76.99	83.56	82.99	80.95	80.83	69.48	73.99	57.55	45.87	52.18	34.10	24.47	18.74
MICHIGAN.HUB	18.57	17.26	16.50	17.83	21.27	24.19	25.06	31.41	42.09	59.92	75.30	78.28	85.40	86.80	85.11	84.69	71.97	79.14	60.27	47.04	53.76	37.14	25.99	22.52
MINN.HUB	8.42	8.48	7.66	7.41	7.32	8.29	17.13	22.55	28.68	35.85	38.68	41.34	91.26	97.92	99.55	100.51	88.48	89.08	68.38	56.02	59.34	42.30	25.06	18.06
WPS	13.85	13.43	11.99	11.73	11.96	16.47	25.11	33.78	47.95	62.67	77.34	82.85	89.65	90.51	87.68	87.61	75.40	79.83	62.10	49.87	56.55	36.18	26.30	19.20
Cleared(GW)	51.5	49.5	48.3	49.4	52.1	55.2	58.6	62.8	65.0	66.9	68.3	69.1	69.3	69.3	69.5	69.6	69.5	68.0	67.6	66.2	67.3	65.4	62.7	57.7



Preliminary Real-Time Prices with Forecasted and Actual System Load

	HE1	HE2	HE3	HE4	HE5	HE6	HE7	HE8	HE9	HE10	HE11	HE12	HE13	HE14	HE15	HE16	HE17	HE18	HE19	HE20	HE21	HE22	HE23	HE24
CINERGY.HUB	7.09	12.43	15.49	17.27	16.83	23.00	24.32	22.24	42.94	53.69	59.44	69.85	127.08	64.48	164.57	184.96	104.63	166.33	75.48	40.97	51.25	41.87	23.60	17.99
FE.HUB	7.07	12.55	15.63	17.46	16.95	21.45	18.03	21.38	44.09	54.29	39.53	65.26	130.45	62.91	168.20	187.32	104.15	166.22	56.87	35.37	42.64	41.10	-7.67	18.19
ILLINOIS.HUB	6.87	12.00	14.92	16.60	16.18	22.04	23.27	21.55	41.89	52.61	58.44	68.79	125.51	63.70	162.99	183.42	103.78	164.73	74.53	40.23	50.19	40.96	23.11	17.49
MICHIGAN.HUB	7.35	12.86	16.05	17.96	17.42	21.53	25.76	23.48	45.28	56.35	62.07	72.88	132.72	67.60	171.62	192.11	108.90	172.87	78.38	42.73	53.10	43.48	21.17	18.68
MINN.HUB	6.49	11.31	13.97	15.63	14.95	17.29	22.48	21.51	42.85	54.02	73.79	95.26	142.99	110.14	188.41	193.79	138.35	183.83	94.55	73.42	70.58	68.83	28.20	7.79
WPS	6.96	12.15	15.05	16.81	15.57	28.54	24.21	22.91	44.93	56.11	62.81	74.12	132.97	69.92	172.39	192.60	110.67	172.80	78.83	43.80	53.31	44.36	23.77	13.82
Forecasted(GW)	52.6	50.8	50.0	50.0	51.8	55.0	59.8	64.0	67.2	69.7	71.5	72.9	73.9	75.0	75.2	75.2	75.1	74.1	72.4	70.4	70.0	68.7	64.1	58.9
(RT) - (DA Load)	0.28	-0.06	0.66	-0.35	-1.48	-1.39	-0.60	-0.56	0.79	1.58	1.94	2.61	3.28	3.87	3.69	3.47	3.52	4.67	3.93	3.80	1.46	2.26	0.06	-0.13

