

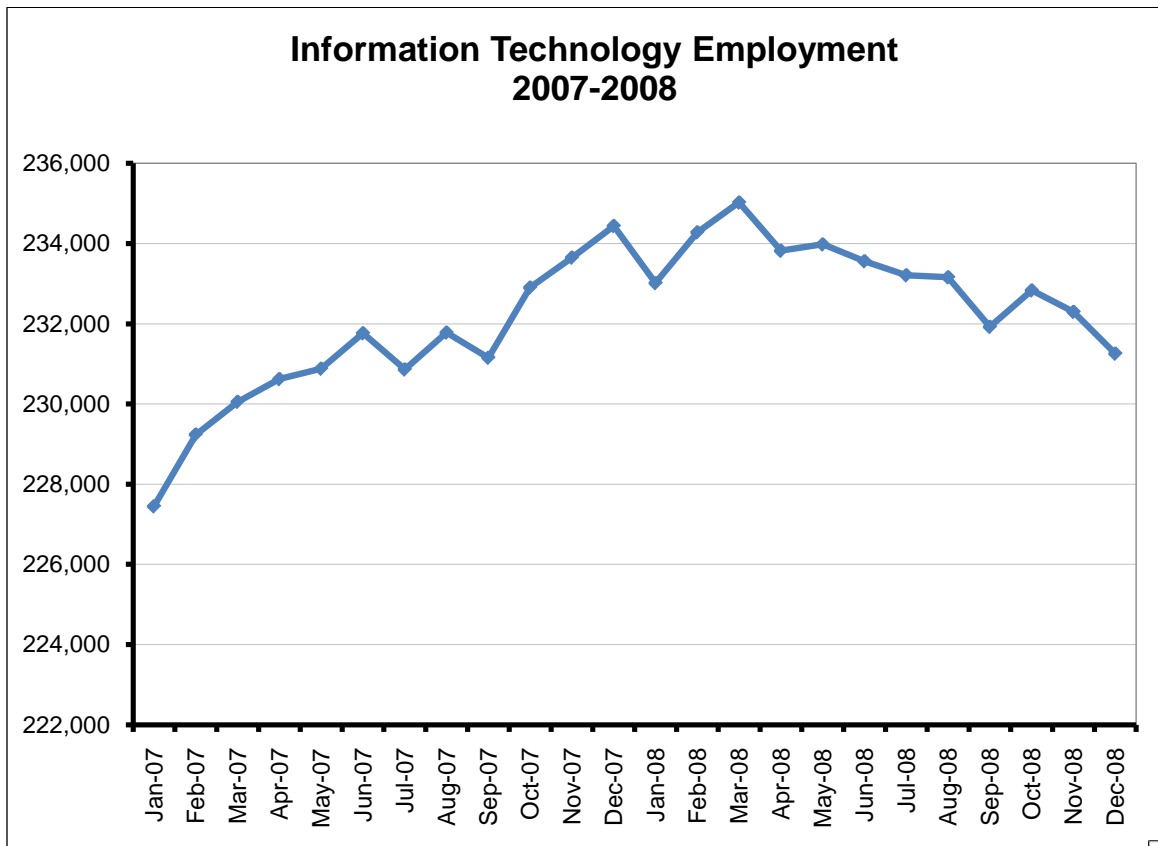
# Florida Information Technology Industry



## **Florida Information Technology Industry**

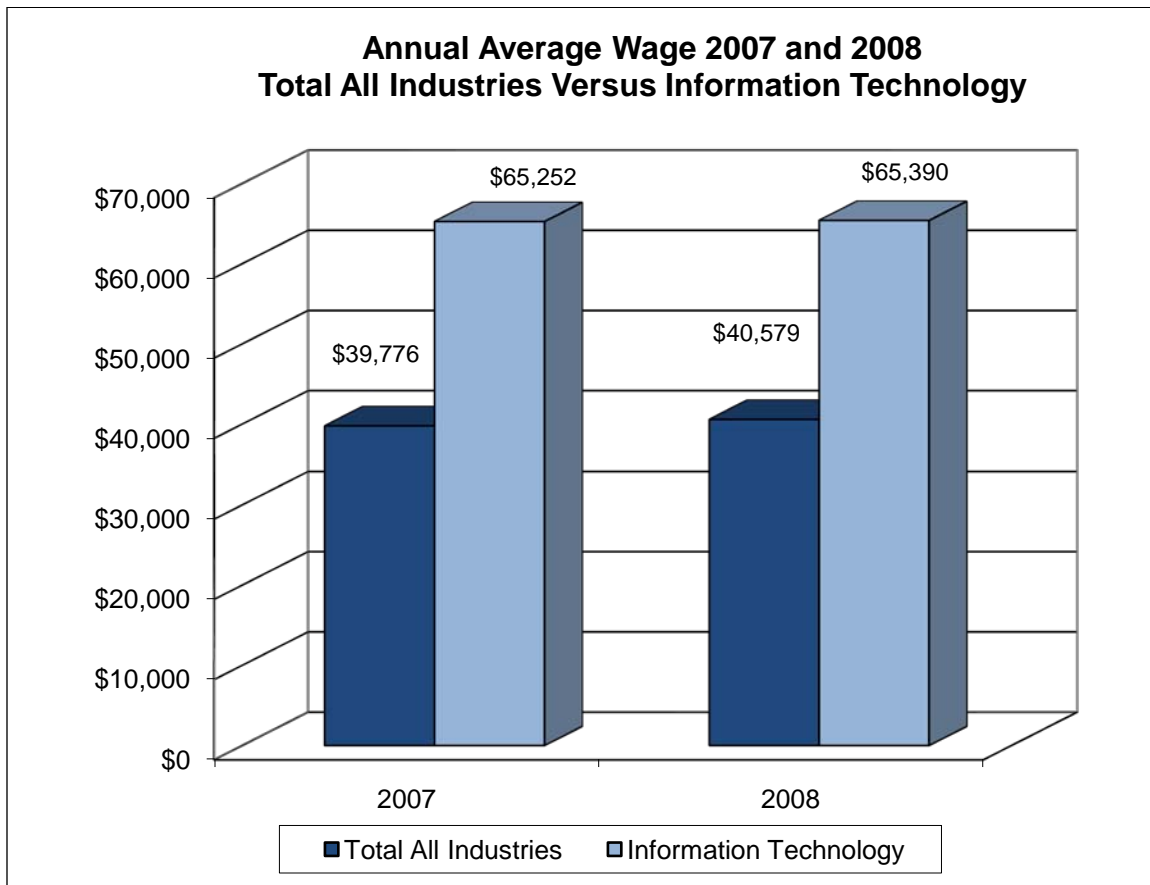
Florida's Information Technology industry began to develop in support of the nation's space program and was further enhanced with the introduction of the IBM Personal Computer in Boca Raton in 1981. From these early efforts, Florida's information technology industry has matured into such diverse areas as digital media, modeling, simulation & training, photonics/optics and mobile technologies.

- The information technology industry cluster is defined as a combination of several different individual industries from both manufacturing and nonmanufacturing. The industry underwent a redefinition with the introduction of the 2007 North American Industry Classification System (NAICS). As a result, a consistent time series can not be constructed. Therefore this report only includes 2007 and 2008 data with the new industry definitions as defined by NAICS. Industry inclusion is determined by Enterprise Florida, Inc.
- The information technology industry includes the following manufacturing sectors: office machinery; photographic and photocopying equipment; computer and peripheral equipment; audio and video equipment; search, detection, navigation; automatic environmental control; totalizing fluid meter and counting device; instruments for measuring electricity; instruments for controlling industrial process variables; magnetic media and reproducing; relay and industrial control; wire devices; optical instrument and lens; digital printing; semiconductors; communication equipment; switchgear and switchboard apparatus; and fiber optic cable.
- Nonmanufacturing sectors included are: electronic shopping and auctions; data processing; computer systems designs; computer facilities management services; engineering services; computer training; computer and office machine repair; software publishers; custom computer programming; and telecommunications.
- The information technology industry had 24,973 establishments in 2008 with employment of 233,197, up 1,965 jobs from 2007, with the majority of gains in computer systems design services (+1,327 jobs, +5.7 percent).



Source: Florida Agency for Workforce Innovation, Labor Market Statistics Center, Quarterly Census of Employment and Wages Program (QCEW).

- The largest sectors in information technology in 2008 were wired telecommunication carriers (48,127 jobs); custom computer programming services (30,179 jobs); computer systems design services (24,591 jobs); and data processing and related services (17,596 jobs). These four sectors make up 52 percent of information technology employment.
- The 2008 annual average wage for workers in the information technology industry was \$65,390, exceeding the state's total annual average wage of \$40,579 by 61 percent.



Source: Florida Agency for Workforce Innovation, Labor Market Statistics Center, Quarterly Census of Employment and Wages Program (QCEW).

- Florida employers in information technology occupations are concentrated along the coast and central parts of the state.
- Employment in the information technology industry is concentrated in the southeast, central, and northeast parts of the state. These counties include: Brevard, Broward, Duval, Hillsborough, Miami-Dade, Orange, Palm Beach, and Pinellas.
- Occupations with the most employment in the information technology industry are: customer service representatives; computer software engineers, applications; computer support specialists; and telecommunications line installers and repairers. Together, these four occupations account for approximately 19.6 percent of the employment in this industry.

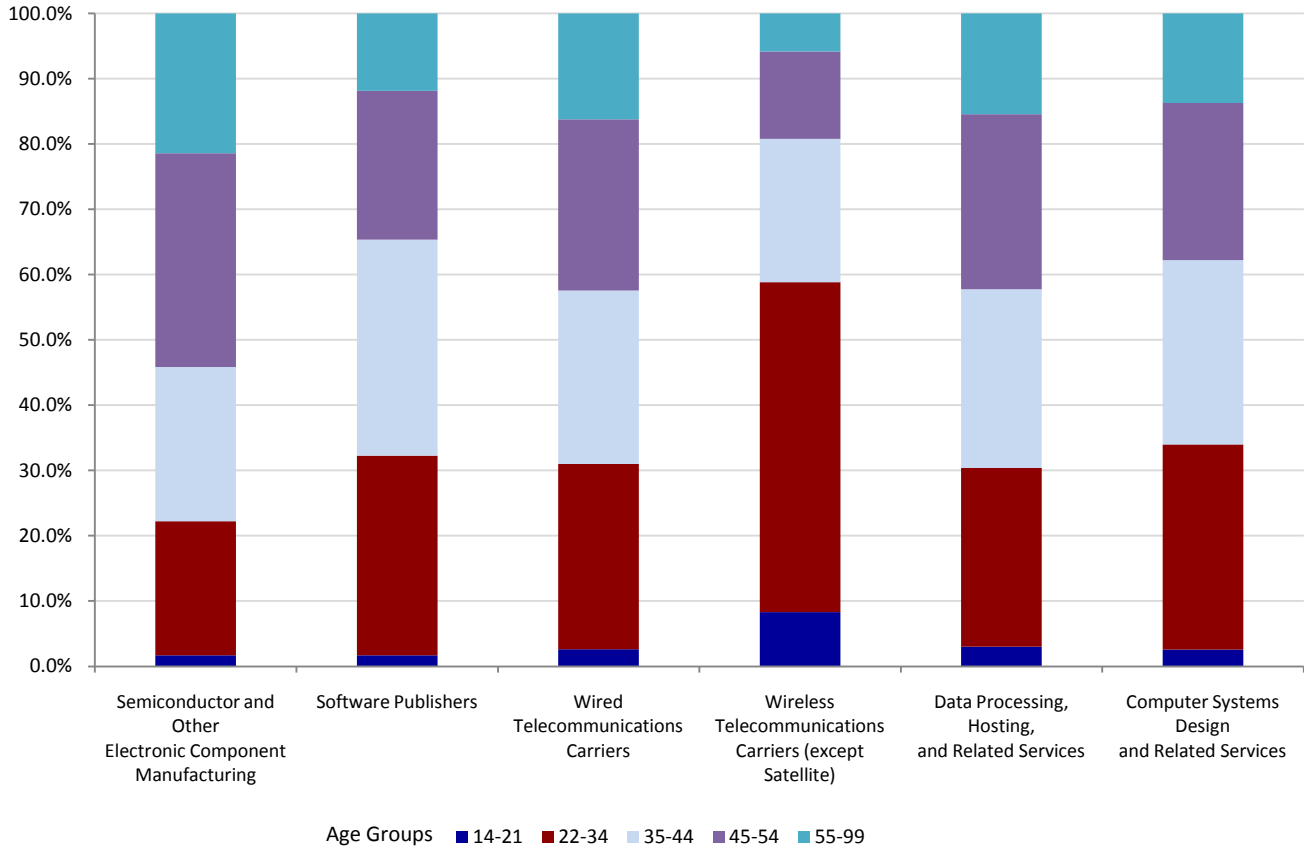
- The fifteen largest occupations listed in the table below represent almost 48 percent of the jobs in information technology industry.

Information Technology Industry							
Florida Statewide  Occupation Title	Employment		Annual Change		% of Industry	2009 Average Wage	Training Requirement*
	2009	2017	Total	Percent	Total		
	Customer Service Representatives	12,122	14,309	273	2.26	5.76	14.36
Computer Software Engineers, Applications	11,015	14,786	471	4.28	5.24	38.94	Associate's Degree
Computer Support Specialists	10,356	11,386	129	1.24	4.92	19.85	Postsecondary Vocational
Telecommunications Line Installers and Repairers	7,776	7,732	-6	-0.07	3.70	22.31	Postsecondary Vocational
Telecommunications Equipment Installers and Repairers	7,565	7,585	3	0.03	3.60	22.74	Postsecondary Vocational
Computer Programmers	7,399	7,464	8	0.11	3.52	32.46	Postsecondary Vocational
Computer Software Engineers, Systems Software	7,396	8,966	196	2.65	3.52	40.88	Bachelor's Degree
Electrical and Electronic Equipment Assemblers	6,937	5,566	-171	-2.47	3.30	13.49	Postsecondary Vocational
Computer Systems Analysts	6,193	7,892	212	3.43	2.95	33.85	Associate's Degree
Network Systems and Data Communications Analysts	5,250	7,422	272	5.17	2.50	32.76	Postsecondary Vocational
Sales Representatives, Wholesale & Mfg, Tech. & Sci. P	4,217	4,735	65	1.54	2.01	34.59	Postsecondary Vocational
Management Analysts	4,009	4,653	81	2.01	1.91	37.34	Bachelor's Degree
Office Clerks, General	3,688	3,967	35	0.95	1.75	12.11	High School
Electrical and Electronic Engineering Technicians	3,512	3,518	1	0.02	1.67	24.60	Associate's Degree
Telemarketers	3,338	2,868	-59	-1.76	1.59	11.00	High School

Source: Florida Agency for Workforce Innovation, Labor Market Statistics Center, Long Term Projections Program. Forecast to 2017 assumes economic recovery.

- Customer service representative is the largest occupation within the information technology industry with an average wage of \$29,868 annually at \$14.36 per hour.
- Average hourly wages among the fifteen largest information technology industry occupations range from a high of \$40.88 for computer software engineers, systems software to a low of \$11.00 for telemarketers.
- The highest paying occupations are computer software engineers, systems software (\$40.88 per hour); computer software engineers, applications (\$38.94 per hour); and management analysts (\$37.34 per hour).
- Higher wages are found in occupations with greater training requirements. Thirteen of the fifteen largest information technology occupations require additional certification beyond a high school diploma, such as some postsecondary vocational certification(s), an associate's degree, or a bachelor's degree.
- Of the available information technology industries in the U.S. Census Bureau's Local Employment Dynamics Program (LED), independent artists, writers, and performers had the largest percentage of youth employment (aged 14-18) in 2008 with 3.3 percent.
- The IT industry with the highest share of older workers (55 and older) in 2008 was computer and peripheral equipment manufacturing with 22 percent.

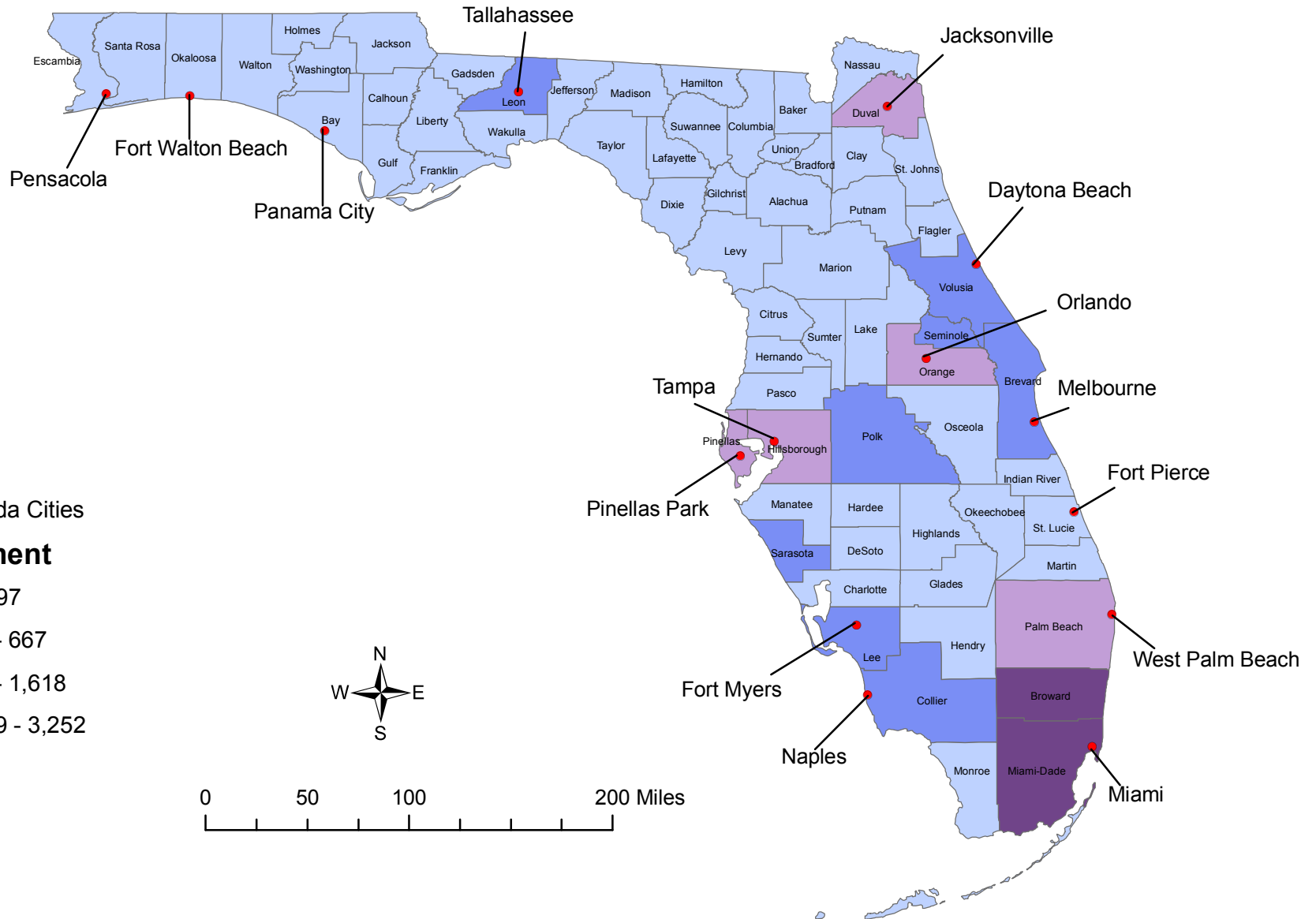
### Florida Average 2008 Share of Industry Employment by Age Group for Select Information Technology Industries



Source: U.S. Census Bureau, Local Employment Dynamics Program (LED).  
 Prepared by: Florida Agency for Workforce Innovation, Labor Market Statistics Center, April 2010.

- Males made up more than 50 percent of the employment for all of the available IT industries. Females made up nearly 50 percent of the employment in data processing, hosting and related services (49.6 percent); independent artists, writers, and performers (47.6 percent); and wireless telecommunications carriers, except satellite (46.8 percent).

# Concentration of Information Technology Employment





# Concentration of Information Technology Establishments by Location

