

DEFENSE LOGISTICS AGENCY

AMERICA'S COMBAT LOGISTICS SUPPORT AGENCY

The logo of the Defense Logistics Agency (DLA) is centered in the background. It features a globe with a shield in the center. The shield has a blue top section with a white star and a red and white striped bottom section. The words "DEFENSE" and "AGENCY" are written on banners on either side of the shield. The globe is surrounded by a blue ring with the words "DEFENSE LOGISTICS AGENCY" in white.

Public / Non-Federal **Access to RTD Web, ETID & DLA Disposition Services Reports**

October 2012

Cynthia Gremban-Barnaby

(269) 961 5655


Process

- **Step 1**: Create an account in the DLA Account Management and Provisioning System (AMPS).
 - AMPS is a web-based account management system that provides system users with an automated tool for requesting user accounts and passwords for DLA systems. Once your AMPS account has been successfully created, you will be notified via email.
- **Step 2**: Submit a role request via AMPS.
 - After creating your AMPS account, you will need to submit a role request which specifies the application. You will be notified via email once your role request has been completed.
- **Step 3**: Complete the registration.
 - When you log into the DLA Enterprise External Business Portal, you will be prompted to complete a required Customer Registration Form when you log into RTD & ETID.

IMPORTANT: If you have any problems please call 1-877-352-2255.

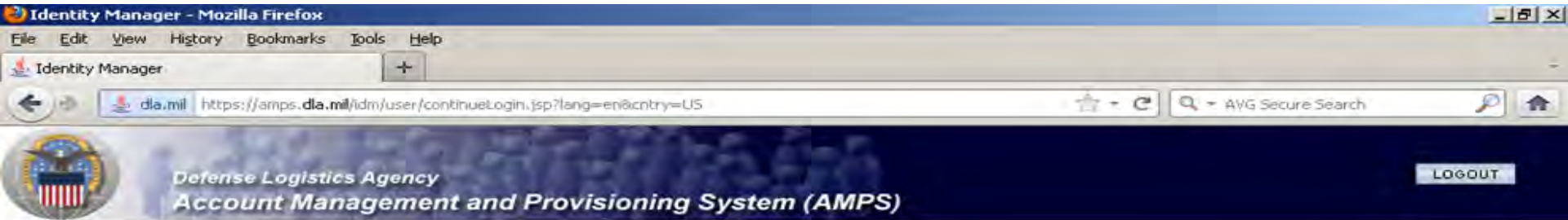
Important AMPS Application Notes

Before you begin the AMPS Request Process, note the following important details of the AMPS Application:

- 1. After selecting buttons or items from drop down menus, the page will refresh. You must wait for the page to refresh before moving on to the next step.**
- 2. Do NOT use the Back button on your browser. If you need to correct something on a previous page, click the 'Back' button on the bottom of the page.**
- 3. Make sure to fill out all of the required fields marked with an asterisk.**
- 4. When entering dates, use the calendar button  to ensure the correct format.**
- 5. If the desired radio button is already selected, click it again before clicking the 'Next' button**

AMPS Request - Login

1. Go to the AMPS URL: <https://amps.dla.mil>. There is also a link on the DLA Enterprise External Portal that will bring you to the AMPS Login Page.
2. Select “First Time in AMPS”.



AMPS Login




First Time In AMPS? Click Here to Register

Use this option to register if you have never had a DLA account or if you have access to an existing DLA application but have not registered in AMPS. Read the appropriate user guide for step by step instructions.

Forgot your User ID? Click Here

Use this option if you have registered with AMPS in the past but cannot remember your DLA assigned User ID

User Guides

-  EBS Collaboration
-  Fusion Center
-  BSM-E (Energy FES, PORTS, FMD-Express)

Need Help? Contact the DSCR Help Desk at 804-279-HELP (4357) or toll free 866-335-HELP

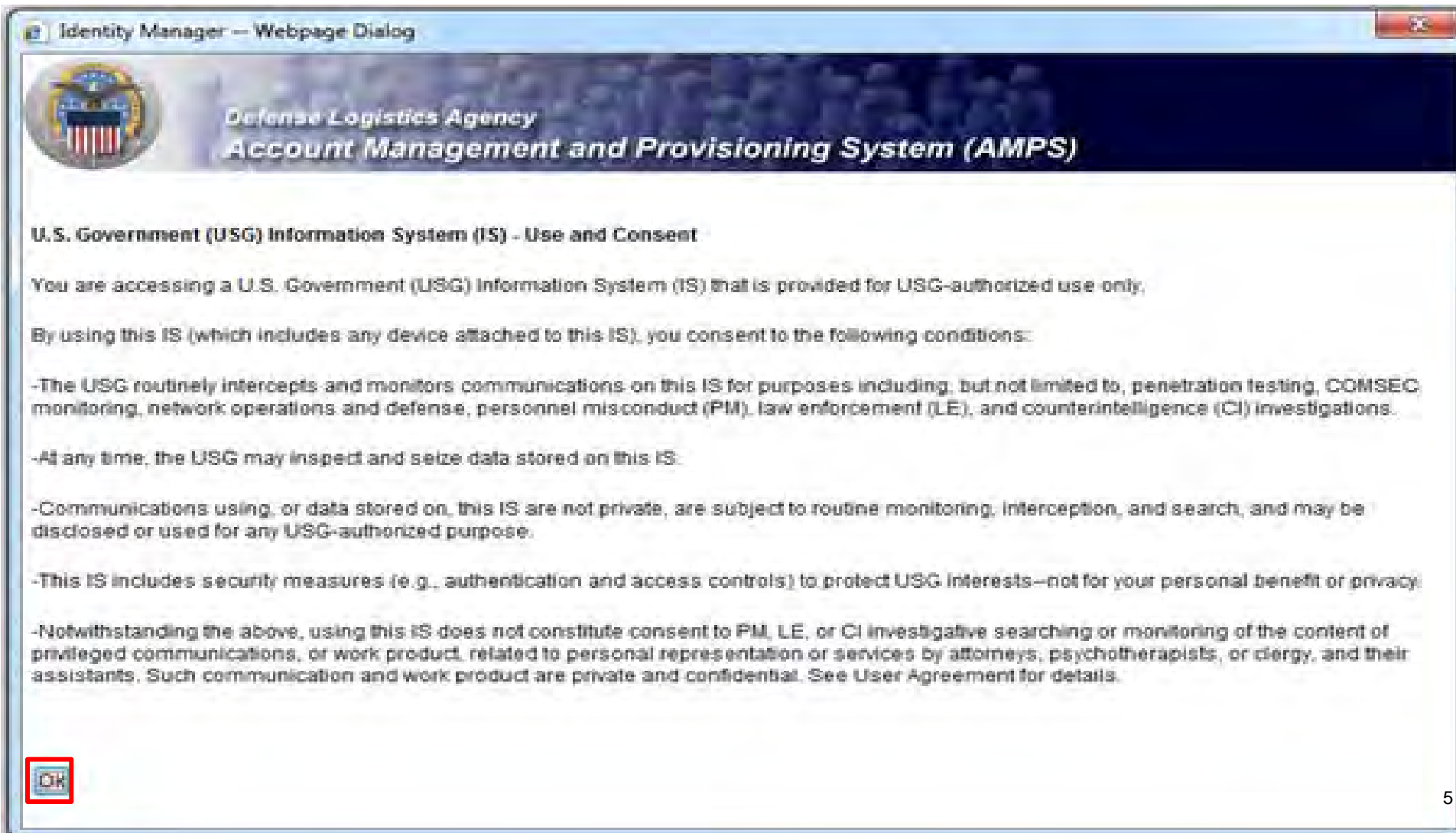
User ID

Password

[Forgot Password?](#)


AMPS Request - Login

1. This screen shot shows what will happen after you select First Time in AMPS. Click “OK” after reading the “Use and Consent” Statement.



The screenshot shows a web browser window titled "Identity Manager -- Webpage Dialog". The page header features the Defense Logistics Agency logo and the text "Defense Logistics Agency Account Management and Provisioning System (AMPS)". The main content is a "U.S. Government (USG) Information System (IS) - Use and Consent" statement. The statement explains that the user is accessing a system for authorized use only and lists several conditions of use, including monitoring of communications and data storage. At the bottom left, there is a red-bordered "OK" button.

Identity Manager -- Webpage Dialog

 Defense Logistics Agency
Account Management and Provisioning System (AMPS)

U.S. Government (USG) Information System (IS) - Use and Consent

You are accessing a U.S. Government (USG) Information System (IS) that is provided for USG-authorized use only.

By using this IS (which includes any device attached to this IS), you consent to the following conditions:

- The USG routinely intercepts and monitors communications on this IS for purposes including, but not limited to, penetration testing, COMSEC monitoring, network operations and defense, personnel misconduct (PM), law enforcement (LE), and counterintelligence (CI) investigations.
- At any time, the USG may inspect and seize data stored on this IS.
- Communications using, or data stored on, this IS are not private, are subject to routine monitoring, interception, and search, and may be disclosed or used for any USG-authorized purpose.
- This IS includes security measures (e.g., authentication and access controls) to protect USG interests—not for your personal benefit or privacy.
- Notwithstanding the above, using this IS does not constitute consent to PM, LE, or CI investigative searching or monitoring of the content of privileged communications, or work product, related to personal representation or services by attorneys, psychotherapists, or clergy, and their assistants. Such communication and work product are private and confidential. See User Agreement for details.

AMPS First Time User

1. Select “Public” if you do not work for the Federal Government.



AMPS First Time User Access

If you have a DoD issued Common Access Card (CAC):

You must have your CAC inserted in your computer if you want AMPS to register your CAC. This will allow you to access AMPS without having to enter a username and password. In addition, your CAC information will be provisioned to applications that are CAC enabled and you will not need a username/password to access these.

Attention DLA Employees or Contractors:

This process is for **Non-DLA** users only. If you are a DLA employee or Contractor DO NOT continue with this registration. Your account in AMPS should have automatically been created when you joined DLA. If you reached the AMPS login screen it means that there is a problem with your DLA account or the computer that you are using to access AMPS. Ensure that you are accessing AMPS from the DLA network with your CAC. If the problem persists, contact the Help Desk at the number listed below.

Select Your User Type:

User Type	Description
<input type="button" value="Federal Agency User/Contractor"/>	Select this if you are a member of the Armed Services, a DoD civilian employee, a DoD contractor, or a member of a Federal Agency. You will need to provide information about yourself as well as your supervisor and local security officer as required by DD Form 2875.
<input type="button" value="Supplier/Vendor"/>	Click this button if you are a Supplier/Vendor with a Commercial and Government Entity (CAGE) code. A Supplier/Vendor is a person that works for a company or corporation that supplies items/parts to DLA. Supplier/Vendors are subject to a less stringent approval process
<input type="button" value="Public"/>	Click this button if you are a user desiring to register for an account with DLA to gain access to DLA applications available to the general public. You will be required to provide a few facts about you and your organization to register and request access to DLA applications.

Please contact the help desk at (804)279-4357 or 1(866)335-4357 if you have any questions concerning the use of this System.



AMPS New Account

1. Select “New Account” This is where the customer would start the process of creating a new AMPS account.

Defense Logistics Agency
Account Management and Provisioning System (AMPS)

AMPS First Time User Access

User Type	Description
New Account	Click this button if you have never registered for an account in AMPS and you do not have an existing account in one of the DLA applications listed below.
Existing Account	Click this button if you currently have an account to access one of the applications listed below. This process will verify that your account has been pre-loaded into AMPS and will allow you to update your profile information.

Applications currently supported by AMPS:

- Energy-FES
- Energy-Bulk PORTS
- Energy-FMD Express
- Energy-Ground PORTS
- RPPOB
- Collaboration
- BRGTS
- BSM
- COPA
- CSWS
- DISP
- Fusion
- MAPAD
- MEBS
- MSIS
- PDM
- SCRAT

Please contact the help desk at (804)279-4357 or 1(888)335-4357 if you have any questions concerning the use of this System.

Cancel



AMPS Privacy Act Statement

1. This shows a Privacy Act Statement in which the customer should Select “Continue” to move on in their process.

Defense Logistics Agency
Account Management and Provisioning System (AMPS)

Privacy Act Statement

Authority: 5 U.S.C. 301, Departmental regulations, 10 U.S.C. 133, Under Secretary of Defense for Acquisition and Technology, 18 U.S.C. 1029, Access device fraud, E.O. 10450 Security Requirements for Government Employees, as amended, and E.O. 9397 (SSN)

Principle Purpose(s): Information is used to validate a user's request for access into a DLA system, database or network that has its access requests managed by AMPS.

Routine Uses: Data may be provided under any of the DoD "Blanket Routine Uses" published at <http://www.defenselink.mil/privacy/notice/blanket-uses.html>

Disclosure: Disclosure is voluntary; however, if you fail to supply all the requested information you will not gain access to the DLA - Account Management and Provisioning System(AMPS) database. Your identity / security clearance must be verified prior to gaining access to the AMPS database, and without the requested information verification can not be accomplished.

Rules of Use: Rules for collecting, using, retaining, and safeguarding this information are contained in DLA Privacy Act System Notice S500.55, entitled "Information Technology Access and Control Records" available at <http://www.defenselink.mil/privacy/notice/s500.55>

Submission Date: Tuesday, February 21, 2012 1:38:09 PM EST



AMPS Registration

1. Complete ALL items identified with a red *. This screen shows the mandatory fields that must be completed. An error message will appear if all fields with a red * are not filled out. Make sure that the country field identifies “United States of America” if you are in the continental United States.
2. The phone number should use the following format: 123.123.1234
3. When you identify your User Type (i.e., Military, Civilian, or Contractor) the screen will refresh and ask for additional information.
4. Click ‘Next’ to continue

Register a New AMPS Account

Welcome to AMPS, DLA Account Management and Provisioning System

User Information

First Name *

Last Name *

Address

City/APO/FPO *

State/AE/AP

Zip Code *

Country

Official Email Address *

Official Telephone Number *

Official Fax Number

Page will refresh after an item is selected.

* indicates a required field

Continue Cancel

AMPS Password

1. This screen shot shows where the customer will create a new password in the “Password” text box. If it does not meet the criteria, you will receive an error message.
2. Enter the same password in the “Confirm Password” text box and select “Continue”.



The screenshot shows the AMPS Password creation interface. At the top, there is a header for the Defense Logistics Agency Account Management and Provisioning System (AMPS). Below the header, the title "AMPS Password" is displayed. A paragraph of instructions explains that a password is required for all profiles, even if using a CAC, and that the password must be entered in the "Password" and "Confirm Password" text boxes. The "Password" and "Confirm Password" text boxes are highlighted with a red rectangle. Below the text boxes, a "Password Policy" window is open, listing requirements: Maximum Length: 32, Minimum Alpha: 4, Minimum Length: 15, Minimum Lowercase: 2, Minimum Number of Character Type Rules That Must Pass: All, Minimum Numeric: 2, Minimum Special: 2, Minimum Uppercase: 2, Must not contain values of attributes: accountid, email, firstname, fullname, lastname, and Must not contain words: &, /, /, /, /, /, %, /, @, \$. At the bottom of the screen, the "Continue" button is highlighted with a red rectangle.

Defense Logistics Agency
Account Management and Provisioning System (AMPS)

AMPS Password

Enter a password 58445 on the profile required below. Note that you must create a password even if you are using a CAC. After this registration is completed you will be able to access AMPS without this password if you are using a CAC. However, you can also access AMPS with a username/password from a non-CAC-enabled system.

Password *

Confirm Password *

Resource accounts whose password will be changed if selected.

Password Policy

- Maximum Length: 32
- Minimum Alpha: 4
- Minimum Length: 15
- Minimum Lowercase: 2
- Minimum Number of Character Type Rules That Must Pass: All
- Minimum Numeric: 2
- Minimum Special: 2
- Minimum Uppercase: 2
- Must not contain values of attributes: accountid, email, firstname, fullname, lastname
- Must not contain words: &, /, /, /, /, /, %, /, @, \$



AMPS Authentication Questions

1. When your password is accepted, AMPS will open a page in which you will answer a series of questions. These answers will be recorded and used to authenticate your identity if you should forget your password at some point in the future and need assistance from the Help Desk.
2. Answer the questions and select “Continue”. This screen shot shows the page where the customer will answer the three questions.

Defense Logistics Agency
Account Management and Provisioning System (AMPS)

AMPS Password

Enter answers for questions that will be used if you forget your password. These can also be changed or added to in the User Profile form in the main user AMPS page.

Authentication Questions

Please answer the following questions. Answers will be automatically converted to upper-case

Question	Answer
What is your favorite color?	
What city were you born in?	
What is your favorite movie?	



AMPS Registration is COMPLETE

1. AMPS will display this page indicating that the registration process is complete. Make note of your User ID.
2. Select 'Leave AMPS Registration'
3. You will receive an e-mail indicating that your AMPS account has been created and your AMPS access has been granted.
4. Note: If any of the personal information provided when creating an AMPS account should change, it is the responsibility of the user to update this information in AMPS.
5. **IMPORTANT:** Note your User ID.



Inbox Item Edit

Thank you for registering

Last Name

First Name

Your new AMPS account will be ready momentarily. Please follow the link below to log into AMPS using the account listed below and the password that you provided during registration.

User ID

Click here to leave registration pages and log into AMPS [Leave AMPS Registration](#)

Roles SUMMARY

- **ROLES:**

- **RTD Customer (DDS 413)**

- **ETID Customer (DDS 514)**

- **Reports**

- **NOTE:** You don't need the reports access until your servicing Disposition Services Site transfers to EBS

- **NOTE:** Most customer will request DDS-601.

- Only those who work with Small Arms (i.e., SASP) will request DDS-600.

- **BO Non-SASP Customer (DDS-601)**

- **BO SASP Customer (DDS-600)**

AMPS Main Menu

1. On this screen, select “Application Roles” to review the current approved roles. Then, click on “Select a Non-DOD User Role” to begin the AMPS Request

The screenshot shows the AMPS Main Menu interface. The browser title is "Identity Manager - Microsoft Internet Explorer provided by Proxy Consolidation USE6". The URL is "https://amps.dla.mil/idm/user/main.jsp". The page header includes the Defense Logistics Agency logo and the text "Account Management and Provisioning System (AMPS)". The user is logged in as "Cindy".

The main content area is titled "Main" and contains several sections:

- Request or Update Access to an Application**: This section is highlighted with a red box and contains the link "Request a Non-DOD User Role".
- Request Removal of Your Access to an Application**: Contains the link "Remove Role".
- Update Your AMPS Profile**: Contains the link "Update AMPS Profile".
- Manage pending approvals or requests**: Contains the link "View Inbox".
- Change AMPS and/or Application Passwords (This Does Not Work for All Applications)**: Contains the link "Change Password".
- Update Challenge Questions**: Contains the link "Change Answers to Authentication Questions".
- Need Some Guidance? Look at the Job Aids**: Contains the link "View Job Aids".

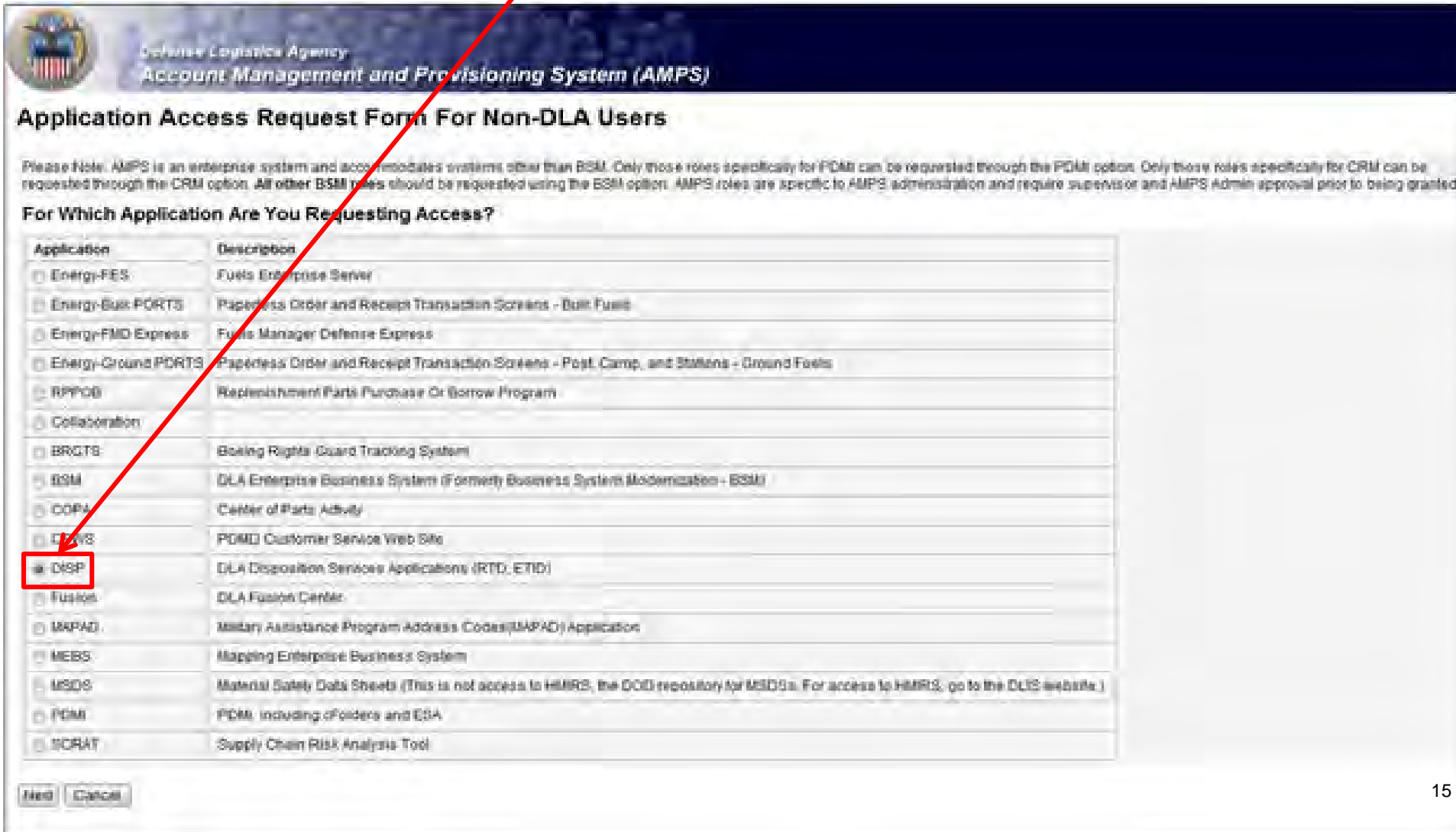
On the right side, there is a navigation menu with buttons for "AMPS Corner", "Pending Requests", "Application Roles", and "Admin Roles". The "Application Roles" button is highlighted with a red box. Below this menu is a table titled "Your Roles":

Your Roles
DLA Disposition Services Func EX - RTD Customer DDS-411
DLA Disposition Services Prod EX - ETID Customer DDS-514
DLA Disposition Services Prod EX - RTD Customer DDS-413

At the bottom of the page, there are links for "Home", "FAQ", "Privacy/Security", "508 Compliance", and "Contact Us". The Windows taskbar at the bottom shows the system tray with the date and time: "2:12 PM 7/18/2012".

Application Access – Application Selection

1. Select the radio button labeled 'DISP'. This list shows different applications that are used.
2. Select 'Next' to continue



Defense Logistics Agency
Account Management and Provisioning System (AMPS)

Application Access Request Form For Non-DLA Users

Please Note: AMPS is an enterprise system and accommodates systems other than BSM. Only those roles specifically for PDM can be requested through the PDM option. Only those roles specifically for CRM can be requested through the CRM option. All other BSM roles should be requested using the BSM option. AMPS roles are specific to AMPS administration and require supervisor and AMPS Admin approval prior to being granted.

For Which Application Are You Requesting Access?

Application	Description
<input type="checkbox"/> Energy-FES	Fuels Enterprise Server
<input type="checkbox"/> Energy-Bulk PORTS	Paperless Order and Receipt Transaction Screens - Bulk Fuels
<input type="checkbox"/> Energy-FMD Express	Fuels Manager Defense Express
<input type="checkbox"/> Energy-Ground PORTS	Paperless Order and Receipt Transaction Screens - Post, Camp, and Stations - Ground Fuels
<input type="checkbox"/> RPPOB	Replacement Parts Purchase Or Borrow Program
<input type="checkbox"/> Collaboration	
<input type="checkbox"/> BRCTS	Boeing Rights Guard Tracking System
<input type="checkbox"/> BSM	DLA Enterprise Business System (Formerly Business System Modernization - BSM)
<input type="checkbox"/> COPA	Center of Parts Activity
<input type="checkbox"/> CWS	PDM Customer Service Web Site
<input checked="" type="checkbox"/> DISP	DLA Disposition Services Applications (RTD, ETD)
<input type="checkbox"/> Fusion	DLA Fusion Center
<input type="checkbox"/> MAPAD	Military Assistance Program Address Codes (MAPAD) Application
<input type="checkbox"/> MEBS	Mapping Enterprise Business System
<input type="checkbox"/> MSDS	Material Safety Data Sheets (This is not access to HMRS, the DOD repository for MSDSs. For access to HMRS, go to the DLIS website.)
<input type="checkbox"/> PDM	PDM, including eFolders and ESA
<input type="checkbox"/> SCRAAT	Supply Chain Risk Analysis Tool

Next Cancel

Application Access – Environment Selection

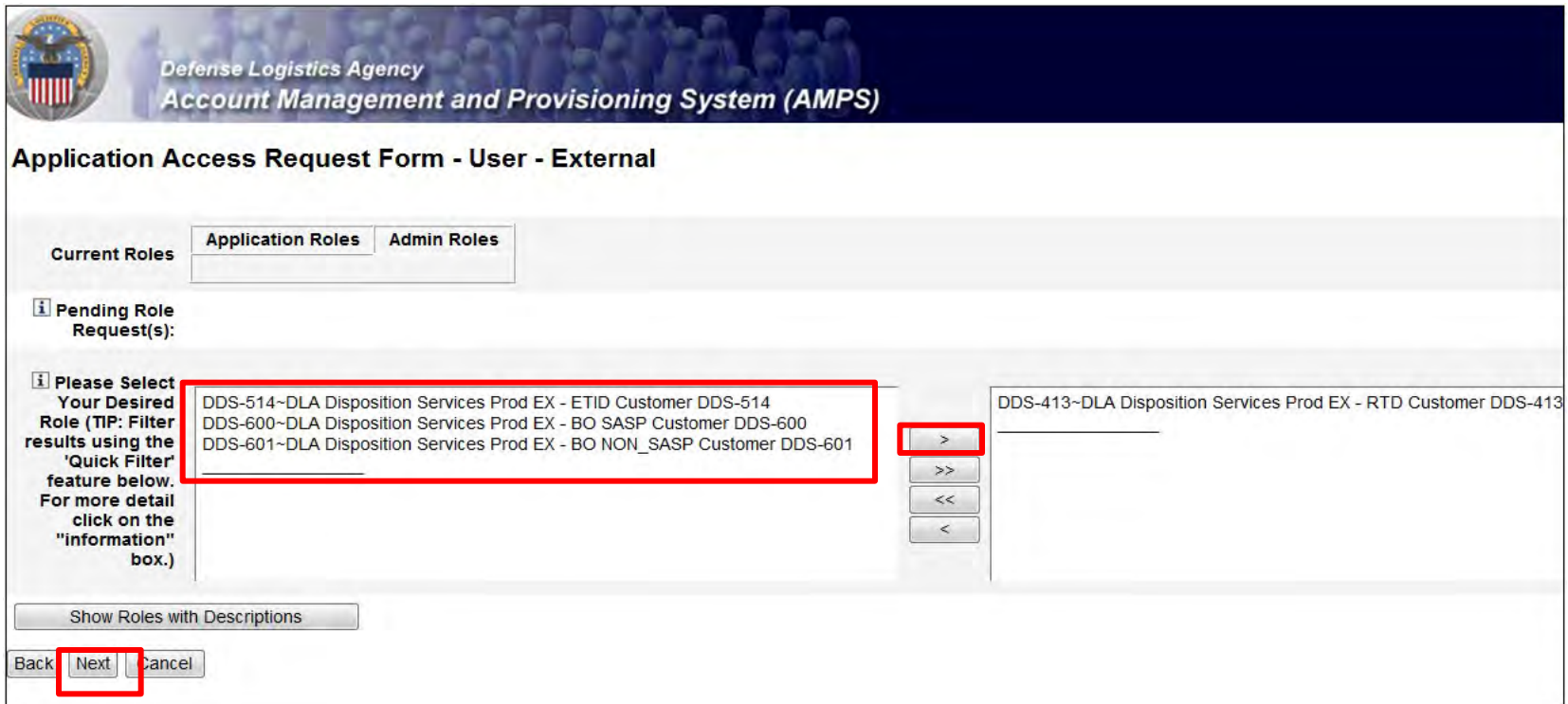
1. Select the radio button labeled 'Production'
2. Click 'Next' to continue



The screenshot shows the 'Application Access Request Form Wizard' interface. At the top, there is a header for the 'Defense Logistics Agency Account Management and Provisioning System (AMPS)' with a 'LOGOUT' button and the text 'Logged in as: HA94592'. The main heading is 'Application Access Request Form Wizard'. Below this, the question 'In Which Environment Do You Require Access?' is displayed. Two radio button options are shown: 'Production' (which is selected and highlighted with a red box and a red arrow) and 'Development'. A red asterisk is placed below the 'Development' option. Below the radio buttons, a blue message states 'Page will refresh after an item is selected.' At the bottom of the form, there are three buttons: 'Back', 'Next' (highlighted with a red box), and 'Cancel'. A red asterisk is placed to the right of the 'Next' button, with a legend below it stating '* indicates a required field'. A navigation bar at the very bottom contains links for 'Home', 'FAQ', 'Privacy/Security', '508 Compliance', and 'Contact Us'.

Application Access –Role Selection

1. On this page AMPS will display the roles available to you.
2. Select your desired role from the list on the left and click the > button to move the role to the list on the right. You don't need the Report Role until later.
3. Ensure 'Authorized' and 'Unclassified' are selected
4. Enter a brief explanation of why you are requesting the role in the 'Justification for Access/ Comments' box
5. Click 'Next' to continue



**Defense Logistics Agency
Account Management and Provisioning System (AMPS)**

Application Access Request Form - User - External

Current Roles:

Pending Role Request(s):

Please Select Your Desired Role (TIP: Filter results using the 'Quick Filter' feature below. For more detail click on the "information" box.)

DDS-514~DLA Disposition Services Prod EX - ETID Customer DDS-514 DDS-600~DLA Disposition Services Prod EX - BO SASP Customer DDS-600 DDS-601~DLA Disposition Services Prod EX - BO NON_SASP Customer DDS-601	<input type="button" value=">"/> <input type="button" value=">>"/> <input type="button" value="<<"/> <input type="button" value="<"/>	DDS-413~DLA Disposition Services Prod EX - RTD Customer DDS-413
--	--	---

Information Disclosure Agreement

1. An information screen will be displayed. This information screen lists the authority and rules under which information is collected and used.
2. Click the 'Next' button to continue



Defense Logistics Agency
Account Management and Provisioning System (AMPS)

Application Access Request Form For Non-DLA Users

Authority: 5 U.S.C. 301, Departmental regulations, 10 U.S.C. 133, Under Secretary of Defense for Acquisition and Technology, 18 U.S.C. 1029, Access device trust; E.O. 10450 Security Requirements for Government Employees, as amended, and E.O. 9397 (SSN).

Principle Purpose(s): Information is used to validate a user's request for access into a DLA system, database or network that has its access requests managed by AMPS.

Routine Uses: Data may be provided under any of the DoD "Blanket Routine Uses" published at <http://www.defense.gov/privacy/policies/blanket-uses.html>

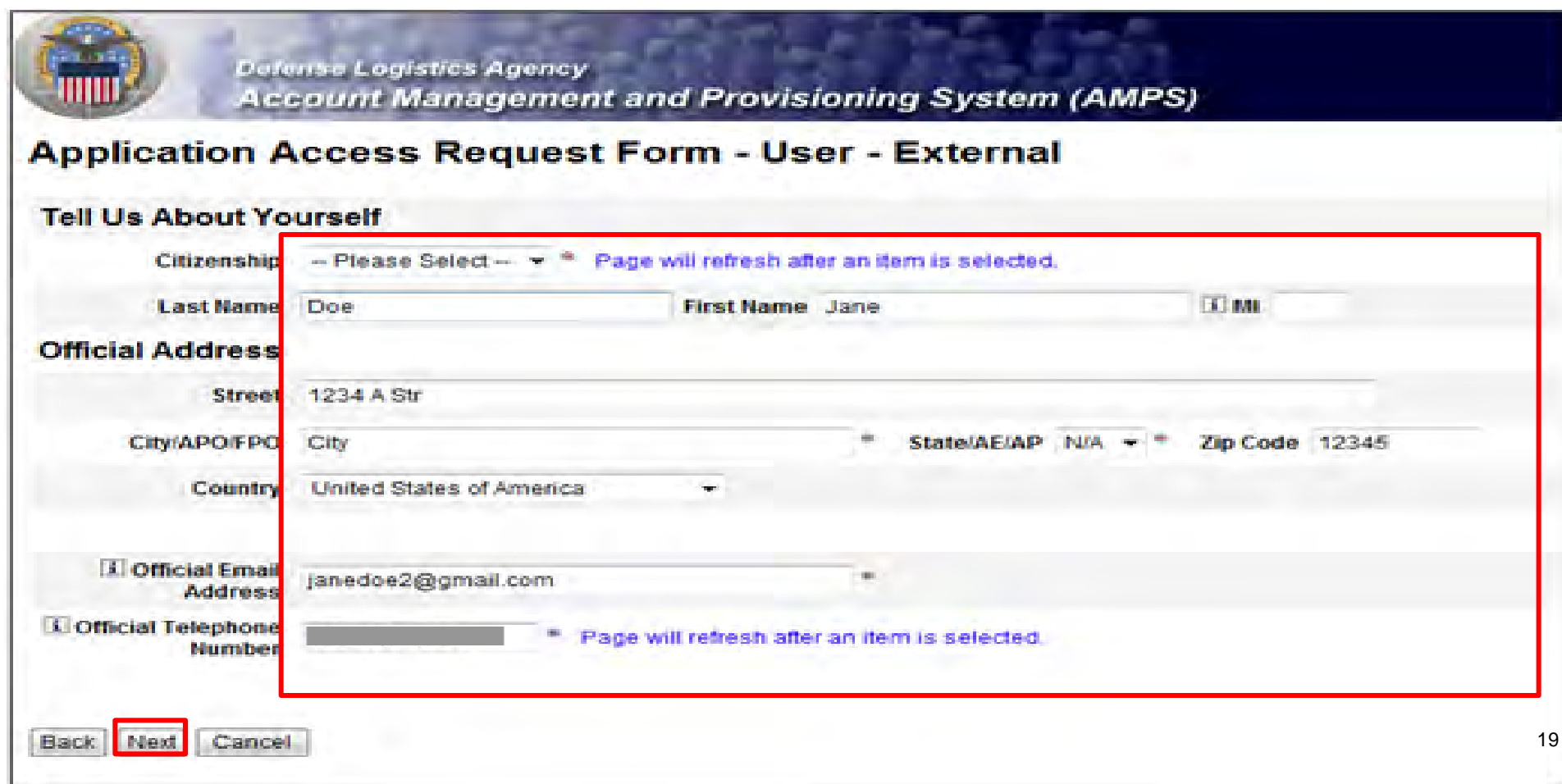
Disclosure: Disclosure is voluntary, however, if you fail to supply all the requested information you will not gain access to the DLA - Account Management and Provisioning System (AMPS) database. Your identity / security clearance must be verified prior to gaining access to the AMPS database, and without the requested information verification can not be accomplished.

Rules of Use: Rules for collecting, using, retaining, and safeguarding this information are contained in DLA Privacy Act System Notice 8500.55, entitled "Information Technology Access and Control Records" available at <http://www.defense.gov/privacy/policies/ida>

Submission Date: Tuesday, February 21, 2012 12:26:23 PM EST

Application Access – User Information

1. Most of the fields will be pre-populated based on your profile. Check to verify that the information is correct.
2. The phone # should be in the following format: 123.123.1234
3. Note: Fields with a red asterisk (*) are required.
4. Click 'Next' to continue



Defense Logistics Agency
Account Management and Provisioning System (AMPS)

Application Access Request Form - User - External

Tell Us About Yourself

Citizenship * Page will refresh after an item is selected.

Last Name First Name

Official Address

Street

City/APO/FPO * State/AE/AP * Zip Code

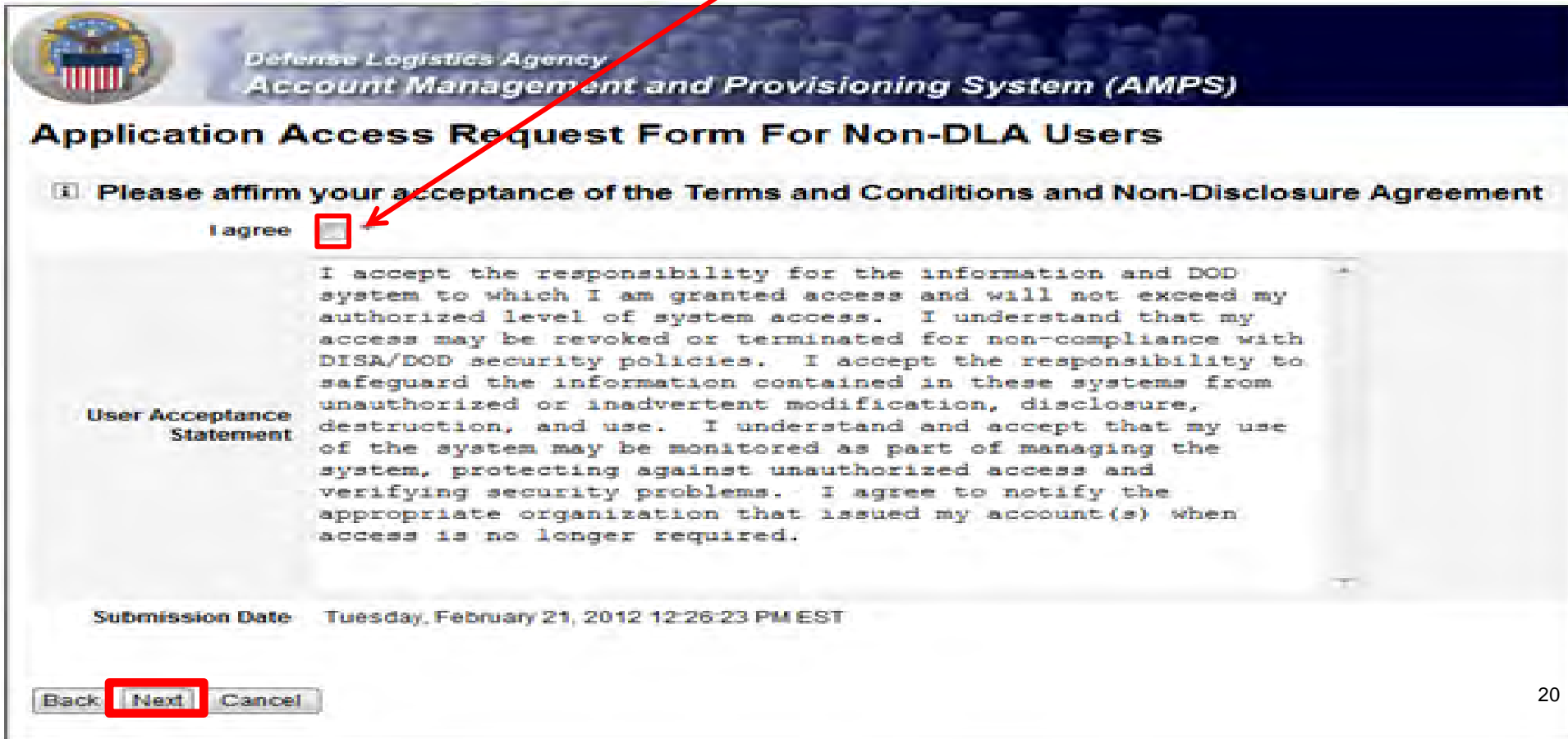
Country

Official Email Address *

Official Telephone Number * Page will refresh after an item is selected.

Terms & Conditions

1. AMPS will open a page to display the Terms and Conditions and Non-Disclosure Agreement. Read the User Acceptance Statement and the Non-Disclosure Statement
2. Click the 'I Agree' checkbox to indicate that you agree to the Terms and Conditions whereby the information about you is collected and that you are satisfied with the protection provided by the Non-Disclosure Agreement
3. Click the 'Next' button to continue



Defense Logistics Agency
Account Management and Provisioning System (AMPS)

Application Access Request Form For Non-DLA Users

Please affirm your acceptance of the Terms and Conditions and Non-Disclosure Agreement

I agree

User Acceptance Statement

I accept the responsibility for the information and DOD system to which I am granted access and will not exceed my authorized level of system access. I understand that my access may be revoked or terminated for non-compliance with DISA/DOD security policies. I accept the responsibility to safeguard the information contained in these systems from unauthorized or inadvertent modification, disclosure, destruction, and use. I understand and accept that my use of the system may be monitored as part of managing the system, protecting against unauthorized access and verifying security problems. I agree to notify the appropriate organization that issued my account(s) when access is no longer required.

Submission Date Tuesday, February 21, 2012 12:26:23 PM EST

Error Messages

1. Error messages will display in red if there is any missing information in your request. In the example below, fields were left blank, resulting in the errors listed. To eliminate the error messages, use the 'Back' button at the bottom of the page (do not use the internet browser Back button) to go back to the screens where the information was omitted. Once you have filled in all of the missing information continue with your request.
2. Click the 'Next' button to submit the completed request



**Defense Logistics Agency
Account Management and Provisioning System (AMPS)**

Error

- Missing value for required field "Citizenship".
- Missing value for required field "IA Training And Awareness Certification Requirements Completion Date".
- Missing value for required field "Contracting Officer Last Name".
- Missing value for required field "Contracting Officer First Name".
- Missing value for required field "Contracting Officer Email Address".
- Missing value for required field "Contracting Officer Phone Number".

Click here if you accept the User Acceptance Agreement. Otherwise you must cancel this request.

Application Access Request Form For Non-DLA Users

Please affirm your acceptance of the Terms and Conditions and Non-Disclosure Agreement

Click here if you accept the User Acceptance Agreement. Otherwise you must cancel this request.

I agree

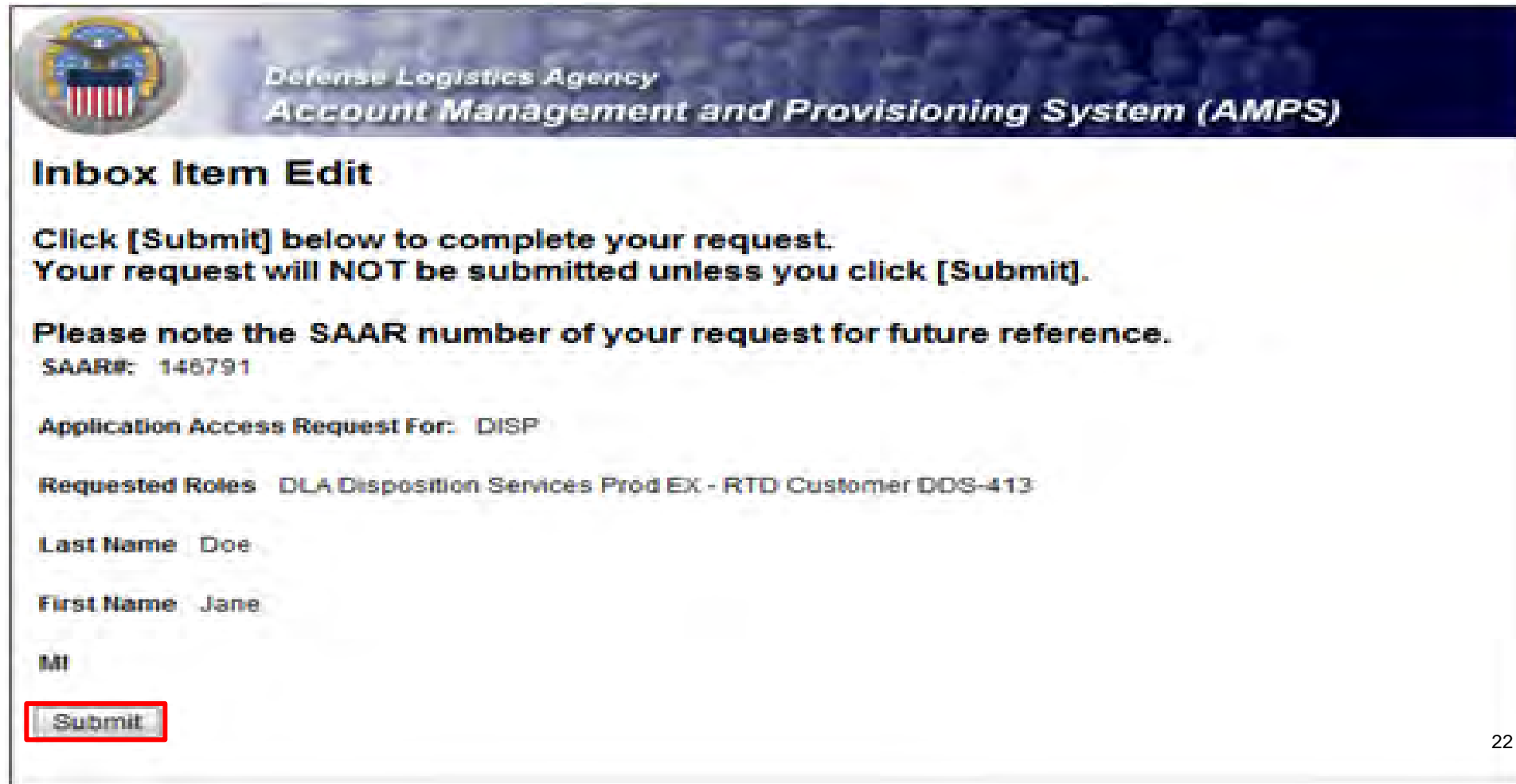
User Acceptance Statement


I accept the responsibility for the information and DOD system to which I am granted access and will not exceed my authorized level of system access. I understand that my access may be revoked or terminated for non-compliance with DISA/DOD security policies. I accept the responsibility to safeguard the information contained in these systems from unauthorized or inadvertent modification, disclosure, destruction, and use. I understand and accept that my use of the system may be monitored as part of managing the system, protecting against unauthorized access and verifying security problems. I agree to notify the appropriate organization that issued by account(s) when access is no longer required.

Submission Date: Tuesday, February 21, 2012 12:26:23 PM EST

Role Request Confirmation

1. Note your SAAR number for future reference
2. Click 'Submit' to submit your AMPS Request
3. An email confirmation will be sent to you
4. Congratulations! You submitted your AMPS Request!



 Defense Logistics Agency
Account Management and Provisioning System (AMPS)

Inbox Item Edit

Click [Submit] below to complete your request.
Your request will NOT be submitted unless you click [Submit].

Please note the SAAR number of your request for future reference.
SAAR#: 146791

Application Access Request For: DISP

Requested Roles DLA Disposition Services Prod EX - RTD Customer DDS-413

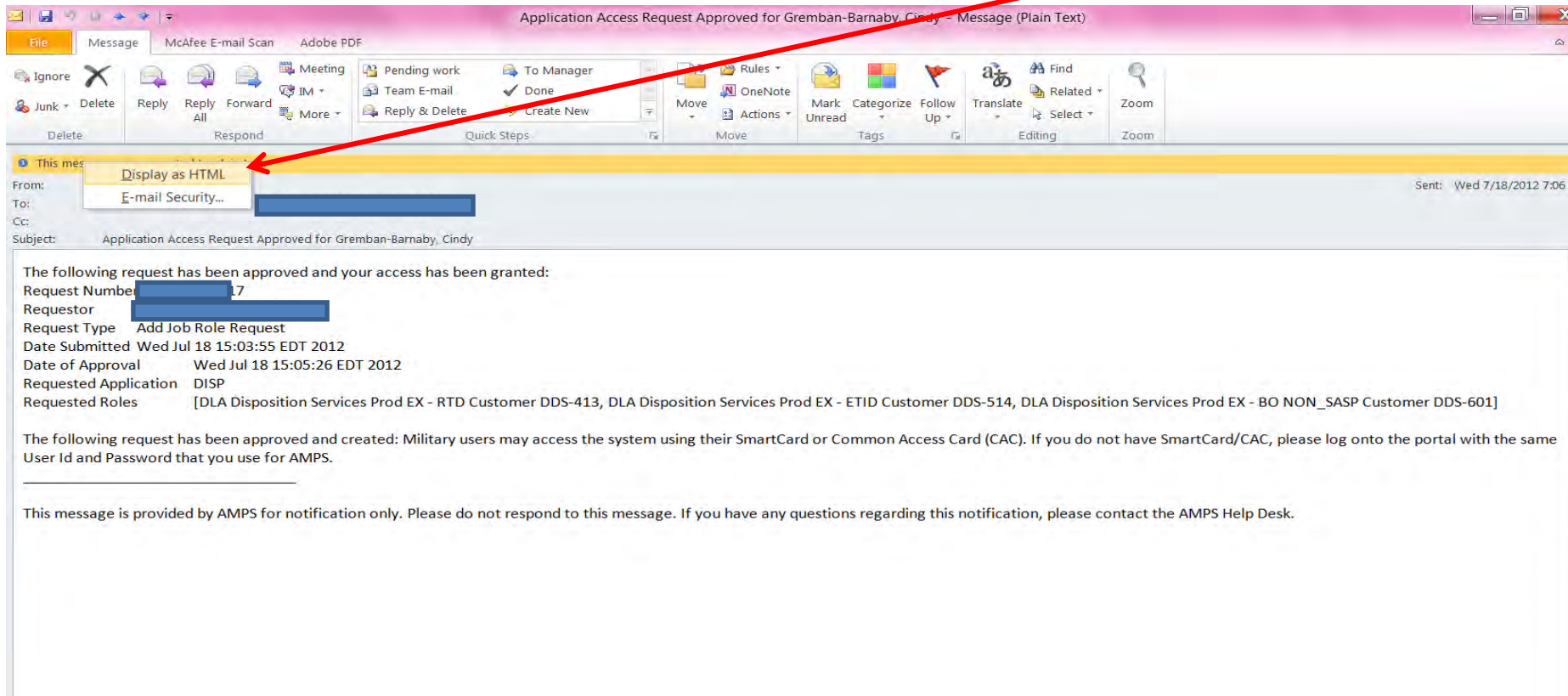
Last Name Doe

First Name Jane

MI

EMAIL Confirmation

1. This is an example to show you what the email notification will look like. Select “Display as HTML” so you can quickly see the information.



The screenshot shows an email client window titled "Application Access Request Approved for Gremban-Barnaby, Cindy - Message (Plain Text)". The interface includes a menu bar with "File", "Message", "McAfee E-mail Scan", and "Adobe PDF". Below the menu bar is a ribbon with various actions like "Ignore", "Delete", "Reply", "Forward", "Meeting", "Pending work", "To Manager", "Rules", "Mark Unread", "Categorize", "Follow Up", "Translate", "Find", "Related", "Select", and "Zoom". A context menu is open over the email header, with "Display as HTML" highlighted and a red arrow pointing to it. The email header shows "From: E-mail Security...", "To: [Redacted]", "Cc:", and "Subject: Application Access Request Approved for Gremban-Barnaby, Cindy". The email body contains the following text:

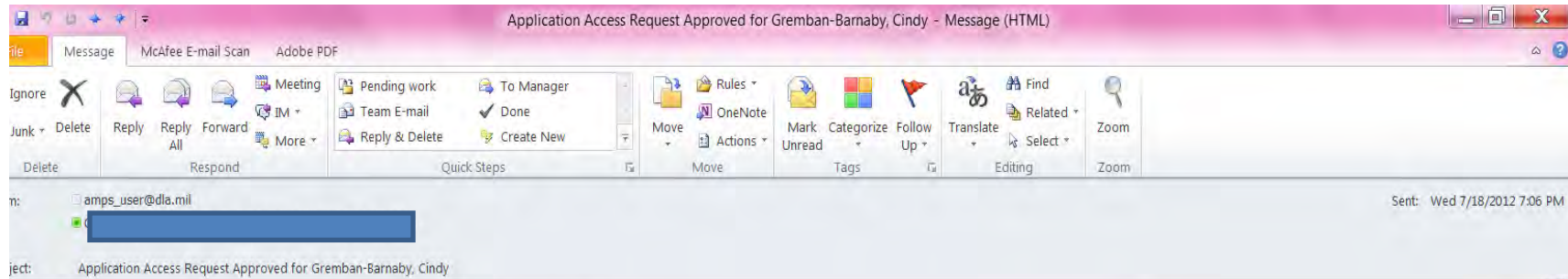
The following request has been approved and your access has been granted:
Request Number [Redacted] 17
Requestor [Redacted]
Request Type Add Job Role Request
Date Submitted Wed Jul 18 15:03:55 EDT 2012
Date of Approval Wed Jul 18 15:05:26 EDT 2012
Requested Application DISP
Requested Roles [DLA Disposition Services Prod EX - RTD Customer DDS-413, DLA Disposition Services Prod EX - ETID Customer DDS-514, DLA Disposition Services Prod EX - BO NON_SASP Customer DDS-601]

The following request has been approved and created: Military users may access the system using their SmartCard or Common Access Card (CAC). If you do not have SmartCard/CAC, please log onto the portal with the same User Id and Password that you use for AMPS.

This message is provided by AMPS for notification only. Please do not respond to this message. If you have any questions regarding this notification, please contact the AMPS Help Desk.

EMAIL Confirmation

This email appears in HTML Format and is much easier to read.



The following request has been approved and your access has been granted:

Request Number (SAAR)	[REDACTED]
Requestor	[REDACTED]
Request Type	Add Job Role Request
Date Submitted	Wed Jul 18 15:03:55 EDT 2012
Date of Approval	Wed Jul 18 15:05:26 EDT 2012
Requested Application	DISP
Requested Roles	[DLA Disposition Services Prod EX - RTD Customer DDS-413, DLA Disposition Services Prod EX - ETID Customer DDS-514, DLA Disposition Services Prod EX - BO NON_SASP Customer DDS-601]

The following request has been approved and created: Military users may access the system using their SmartCard or Common Access Card (CAC). If you do not have SmartCard/CAC, please log onto the portal with the same User Id and Password that you use for AMPS.

This message is provided by AMPS for notification only. Please do not respond to this message. If you have any questions regarding this notification, please contact the AMPS Help Desk.



Accessing the DLA Enterprise External Portal

1. Go to the DLA Enterprise External Business Portal at <https://business.dla.mil>
2. Click on “Registered Users Login Here”
3. You will only see the applications you have been granted access to.

DLA Enterprise Business External Portal - Microsoft Internet Explorer provided by Proxy Consolidation USE6

https://business.dla.mil/webdynpro/welcome/index.jsp

File Edit View Favorites Tools Help

DLA Enterprise Business External Portal

Registered Users Login Here

DEFENSE LOGISTICS AGENCY
AMERICA'S COMBAT LOGISTICS SUPPORT AGENCY

Friday, February 24, 2012

DLA Systems

AVAILABLE SERVICES

MULTIMEDIA

WE ARE DLA

DLA Director Navy Vice Adm. Alan Thompson discusses the importance of the We Are DLA campaign.

WE ARE DLA

DLA's 3 Areas of Focus
WARFIGHTER SUPPORT ENHANCEMENT
STEWARDSHIP EXCELLENCE
WORKFORCE DEVELOPMENT

See why DLA is the American



DLA Enterprise External Business Portal

You can select “DLA Disposition Services” from the drop down list of DLA systems for information about RTD, ETID, etc. You can login from this page.

<https://business.dla.mil>

DEFENSE LOGISTICS AGENCY
AMERICA'S COMBAT LOGISTICS SUPPORT AGENCY

Thursday, February 24, 2011
DLA Systems

DLA DISPOSITION SERVICES

Welcome to the DLA Disposition Services Information Page

This information page allows the military services, federal government and state/local governments to use web-based applications to search our inventory for reuse and transfer of items, or the general public to participate in our sales program or bid on contracts to provided services. Military service members can also use these applications to turn in useable or scrap property or obtain environmental/hazardous disposal guidance.

REGISTER AN ACCOUNT TO ACCESS THE FOLLOWING:

You must create an account to access the applications listed below. Please read and follow these step-by-step [instructions](#) and then create an account by clicking [here](#). Account approval time varies.

- Electronic Turn-In Document (ETID): Submit, update, and review documents required for turning in property and scrap from the military services
- Reutilization, Transfer, Donation (RTD): Access our inventory of property available to military, federal, state and local agencies, and qualified organizations
- Reports: Access DLA Disposition Services Customer Reports.

CLICK THE LINKS BELOW FOR INFORMATION ON THE FOLLOWING:

[Sales](#): to access property available for sale to the general public
[Hazardous Waste Contracts](#): for information about disposing of hazardous property or bidding on contracts for hazardous waste removal
[Scheduler](#): request an appointment to bring scrap or usable property to a nearby DLA Disposition Services Field Office

Not familiar with our services? Please visit our [website](#) for more information about our disposal solutions and property available.

DLA Enterprise Business External Portal

Registered Users Login Here

WE ARE DLA

DLA's 3 Areas of Focus
WARFIGHTER SUPPORT ENHANCEMENT
STEWARDSHIP EXCELLENCE
WORKFORCE DEVELOPMENT

MULTIMEDIA

WE ARE DLA

DLA Director Navy Vice Adm. Alan Thompson discusses the importance of the We Are DLA campaign.

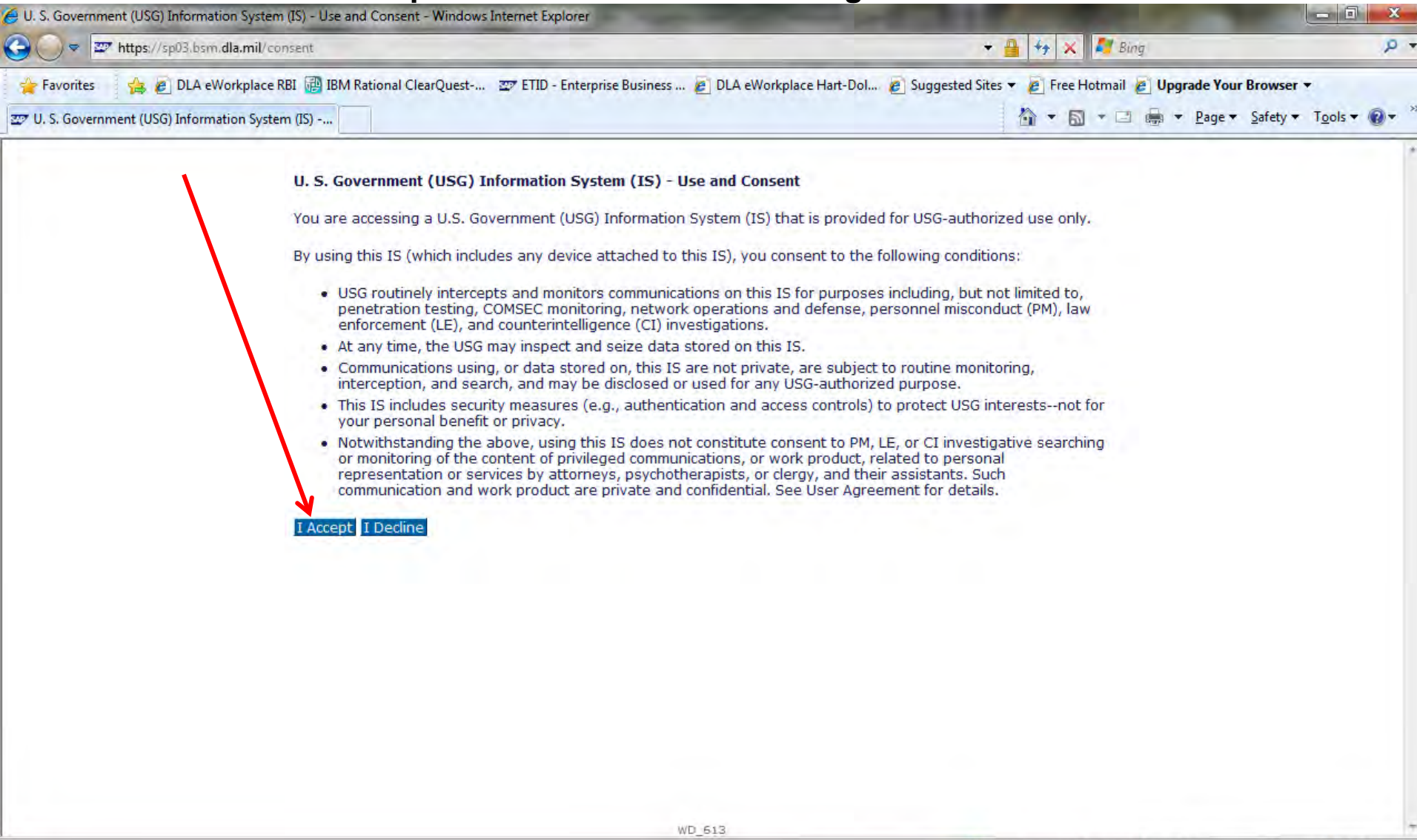
We Are DLA

See why DLA is the American military's global logistics provider. (Music only)

Privacy/Security Statement | 508 Compliance Statement | FOIA Privacy | Site Index | DLA Webmaster | Strategic Communication

Use & Consent Agreement

1. You will select “Accept” for the “Use & Consent Agreement”.



U. S. Government (USG) Information System (IS) - Use and Consent

You are accessing a U.S. Government (USG) Information System (IS) that is provided for USG-authorized use only.

By using this IS (which includes any device attached to this IS), you consent to the following conditions:

- USG routinely intercepts and monitors communications on this IS for purposes including, but not limited to, penetration testing, COMSEC monitoring, network operations and defense, personnel misconduct (PM), law enforcement (LE), and counterintelligence (CI) investigations.
- At any time, the USG may inspect and seize data stored on this IS.
- Communications using, or data stored on, this IS are not private, are subject to routine monitoring, interception, and search, and may be disclosed or used for any USG-authorized purpose.
- This IS includes security measures (e.g., authentication and access controls) to protect USG interests--not for your personal benefit or privacy.
- Notwithstanding the above, using this IS does not constitute consent to PM, LE, or CI investigative searching or monitoring of the content of privileged communications, or work product, related to personal representation or services by attorneys, psychotherapists, or clergy, and their assistants. Such communication and work product are private and confidential. See User Agreement for details.

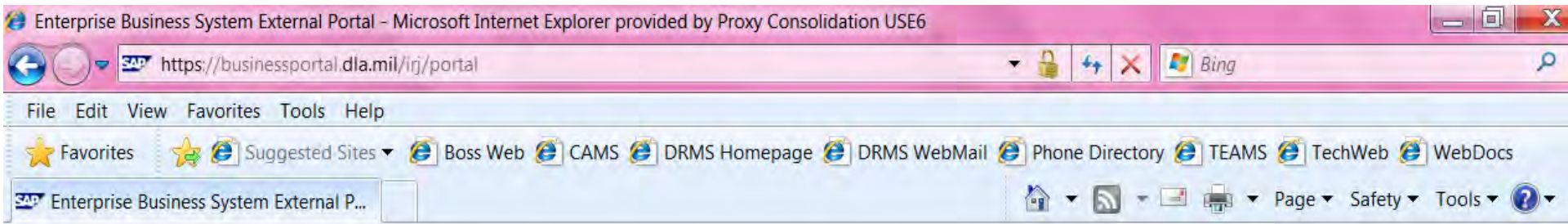
[I Accept](#) [I Decline](#)


WD_613



User ID & Password

Enter your User ID and Password that you created during the AMPS Registration process.





DLA Enterprise Business External Portal

Do not use your DLA system userid/password. This may lock your account. Please contact your DLA system helpdesk. Contact information can be found by selecting your system from the DLA System list at <https://business.dla.mil>

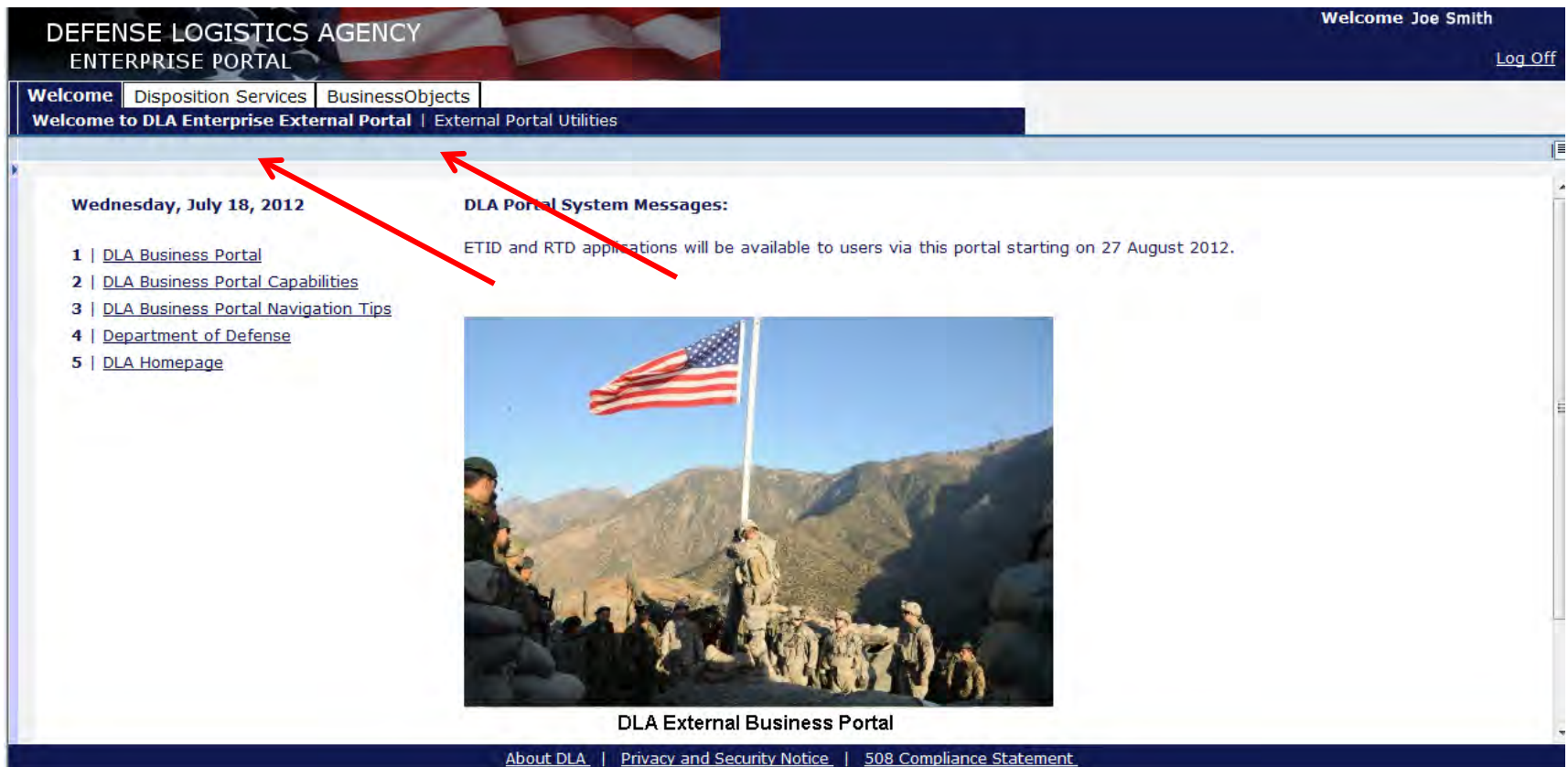
Username *

Password *

© 2011 Defense Logistics Agency. All rights reserved.

External Portal Homepage for RTD & ETID Users

You will see links to the applications you have been granted access to.
Select “Disposition Services” for RTD & ETID
Select “Business Objects” for Reports



The screenshot shows the DLA Enterprise External Portal homepage. At the top, there is a header with the text "DEFENSE LOGISTICS AGENCY ENTERPRISE PORTAL" on the left and "Welcome Joe Smith" and "Log Off" on the right. Below the header is a navigation bar with tabs for "Welcome", "Disposition Services", and "BusinessObjects". The "Disposition Services" tab is selected. Below the navigation bar is a sub-header that reads "Welcome to DLA Enterprise External Portal | External Portal Utilities". The main content area features a date "Wednesday, July 18, 2012" and a section titled "DLA Portal System Messages:" with the text "ETID and RTD applications will be available to users via this portal starting on 27 August 2012." To the left of the messages is a list of links: "1 | [DLA Business Portal](#)", "2 | [DLA Business Portal Capabilities](#)", "3 | [DLA Business Portal Navigation Tips](#)", "4 | [Department of Defense](#)", and "5 | [DLA Homepage](#)". Below the messages is a photograph of soldiers in a field with an American flag. At the bottom of the page is a footer with links for "About DLA", "Privacy and Security Notice", and "508 Compliance Statement". Two red arrows point from the "Disposition Services" and "BusinessObjects" tabs to the "DLA Business Portal" link in the list.

Sources of Info

- **DLA Customer Interaction Center**: 1-877-DLA-CALL (1-877-352-2255) or send an email to DLAContactCenter@dla.mil. Accessible 24 hours a day, 7 days a week.
- **AMPS Help Desk**: DSN 695-4357 or 1-866-335-4357 or send an email to support.services@dla.mil. Accessible 24 hours a day, 7 days a week.
- **DLA Enterprise External Business Portal** (<https://business.dla.mil>) will have a link to a job aid
- **DLA Disposition Services Web Page** (<http://www.dispositionservices.dla.mil>) will have a link on the home page that will include job aids and additional customer information