

## Setting Up Your Digital-to-Analog Converter Box (Basic)

# FCC Consumer Facts

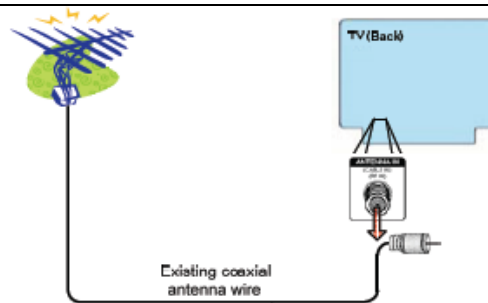
This guide describes the installation of a digital-to-analog converter box with your current antenna and analog TV. This guide will help you prepare so that when you purchase a converter box you will know what to expect and whether you may need help setting it up.

**Supplies:** You will need your analog TV, the antenna you have been using (indoor or outdoor), and the coaxial wire that currently connects your antenna to your TV (as pictured on the right). Your new converter box will come with a coaxial wire and a remote control. Before you begin the installation of the converter box, you should unplug your TV.

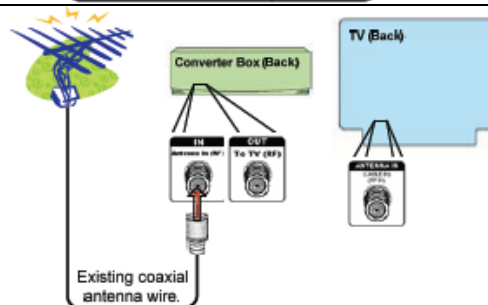


Coaxial Wire

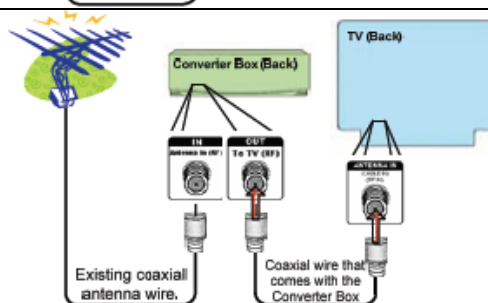
Step 1 Unplug the existing coaxial antenna wire from your TV "Antenna In (RF)" port.



Step 2 Plug the existing coaxial wire into the "Antenna In (RF)" port on your Converter Box.



Step 3 Using the coaxial wire that comes with your Converter Box, plug one end into the "Out To TV (RF)" port on the Converter Box. Plug the other end into the "Antenna In (RF)" port on your TV.



Step 4 Plug the power cords on your Converter Box and TV into a power outlet, and turn on your TV and Converter Box. Using the instructions that come with your Converter Box, tune your TV to channel 3 or 4. Using the remote that comes with your Converter Box, follow the on-screen set-up guide to scan for available DTV channels, and begin enjoying the benefits of Digital Television!

- If your Converter Box includes an "analog pass-through" feature, this set up will also allow you to receive any stations that still broadcast in analog in your area. Follow the instructions that come with your Converter Box for how to tune analog channels.
- For instructions on how to connect your converter box if it does not include an analog pass-through feature or for instructions on connecting your converter box to other components such as a VCR, go to [www.dtv.gov](http://www.dtv.gov) or contact the FCC by calling 1-888-CALL-FCC (1-888-225-5322) voice or 1-888-TELL-FCC (1-888-835-5322) TTY.

*This document is for consumer education purposes only and is not intended to affect any proceeding or cases involving this subject matter or related issues.*

