

Water Year 2011
CVPIA 3406(b)(2)
Operations and Accounting



Calfed Operations Group
January 25, 2012

Implementation

- **May 2003 DOI (b)(2) Decision, as clarified by December 2003 Interior Guidance Memo.**
- **The Ninth Circuit's January 2004 decision, and Judge Wanger's September 2008 decision.**
- **Continued use of (b)(1) re-operation.**

Implementation

- **WY 2011 was classified as wet in both the Sacramento and San Joaquin basins. No deficiencies were imposed on CVP northern Ag Service Contractors. (b)(2) assets were 800,000 AF.**
- **In 2011 CVP operations were implemented consistent with both the NMFS BO for Salmonids and Sturgeon (June 2009) and FWS BO for Delta Smelt (December 2008).**

CVPIA Section 3406 (b)(2) water

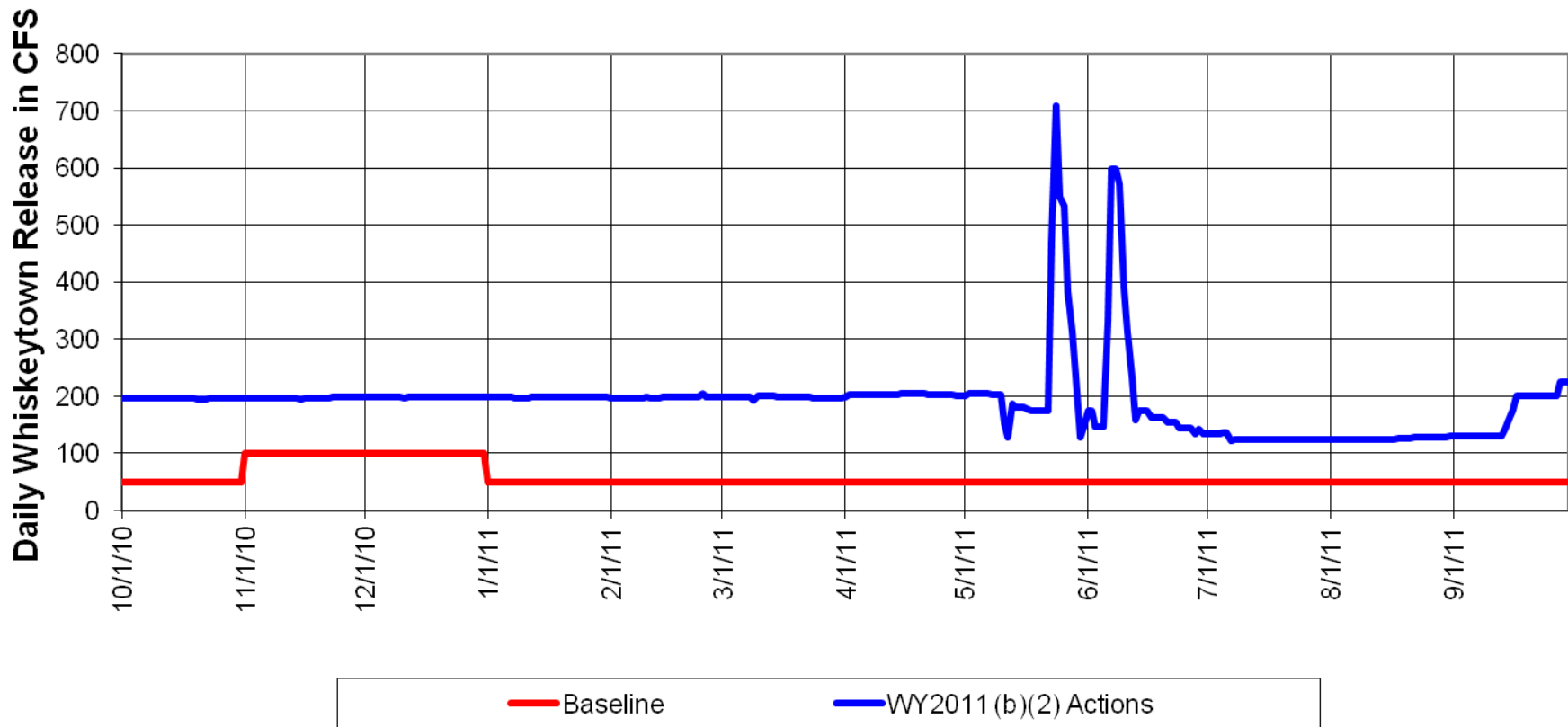
Technical background:

- **(b)(2) fish actions are based on forecasted operations, real-time monitoring, AFRP documents, published literature, IEP and DFG reports.**
- **CVPIA's mandate to double natural production of anadromous fish.**
- **CVPIA's instructions to "...provide flows of suitable quality, quantity, and timing to protect all life stages of anadromous fish..."**

CVP Operations

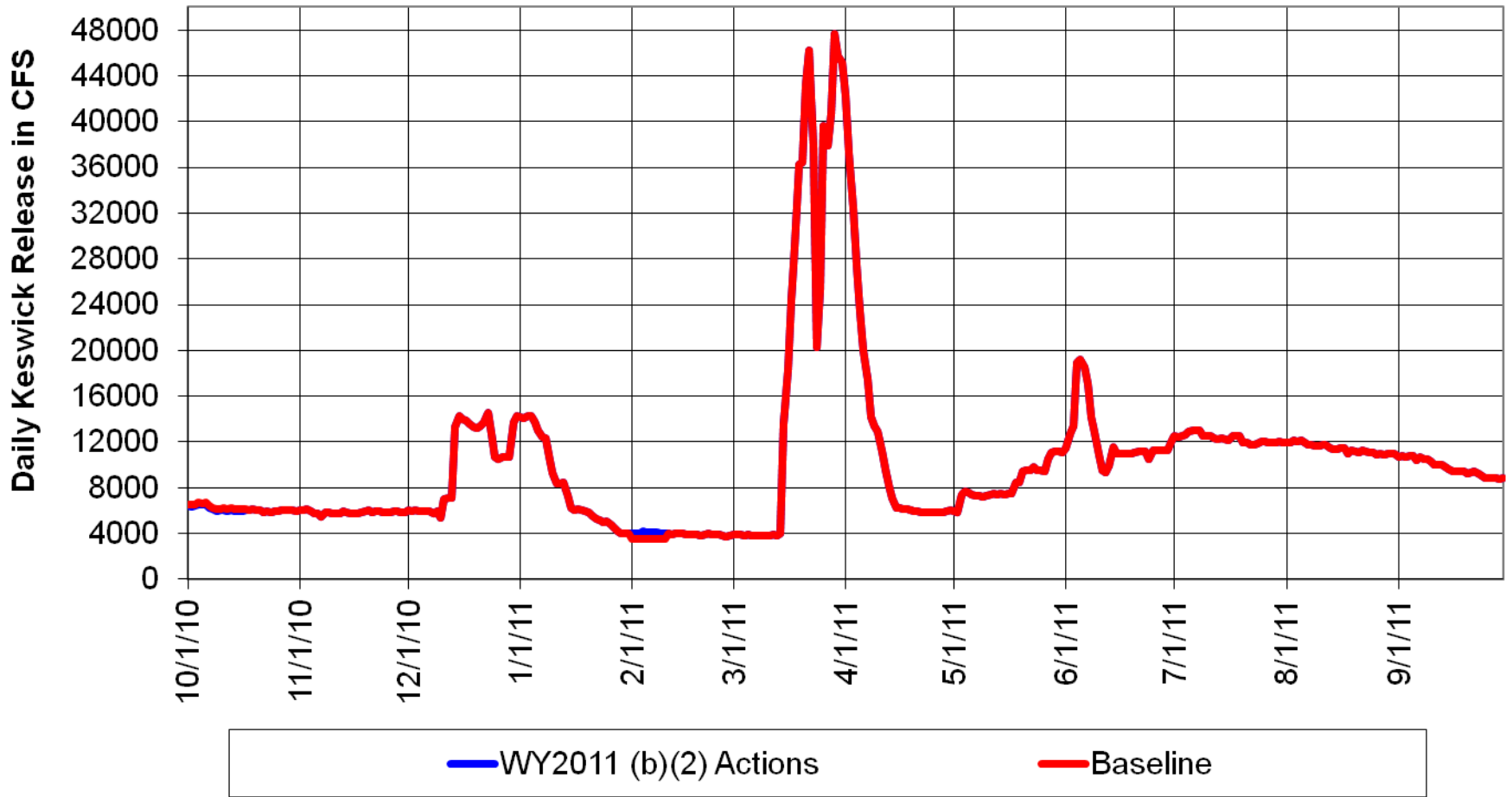
Clear Creek Operations

Data from DOI Daily Accounting



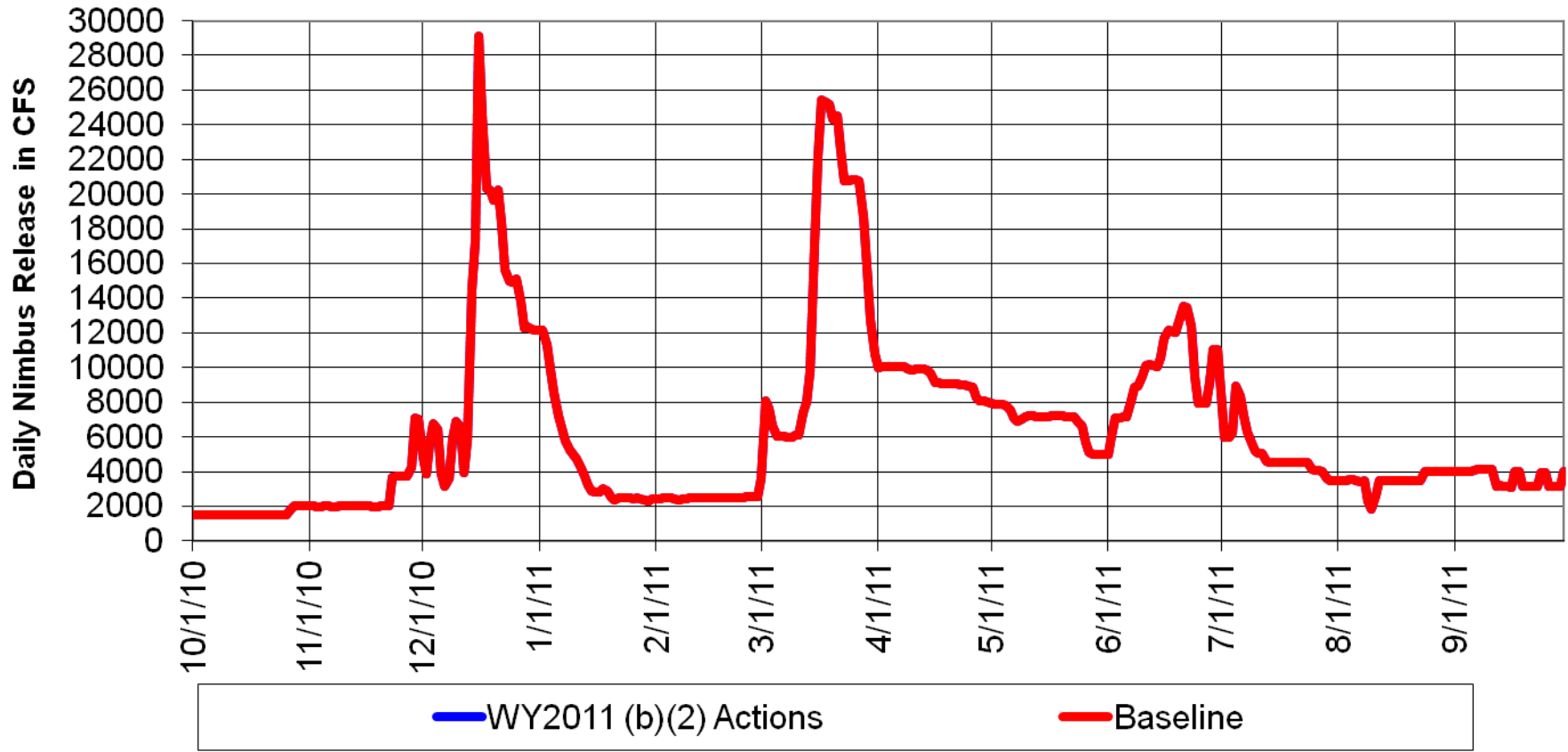
Sacramento River Operations

Data from DOI Daily Accounting



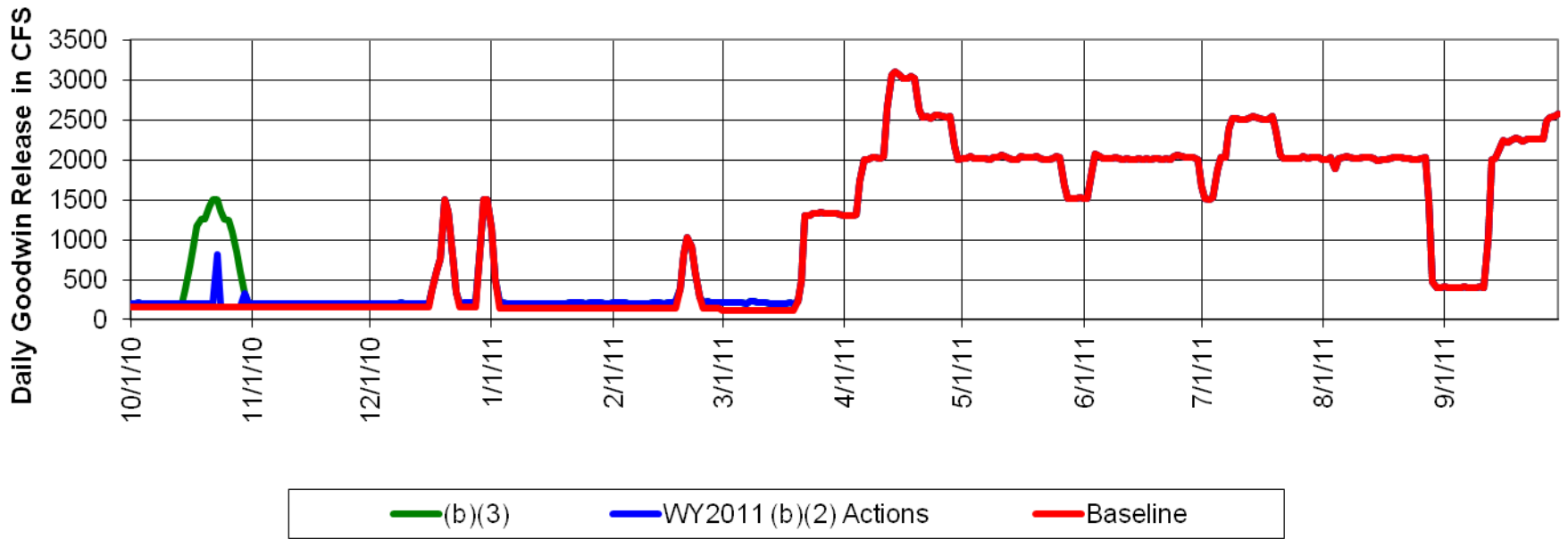
American River Operations

Data from DOI Daily Accounting



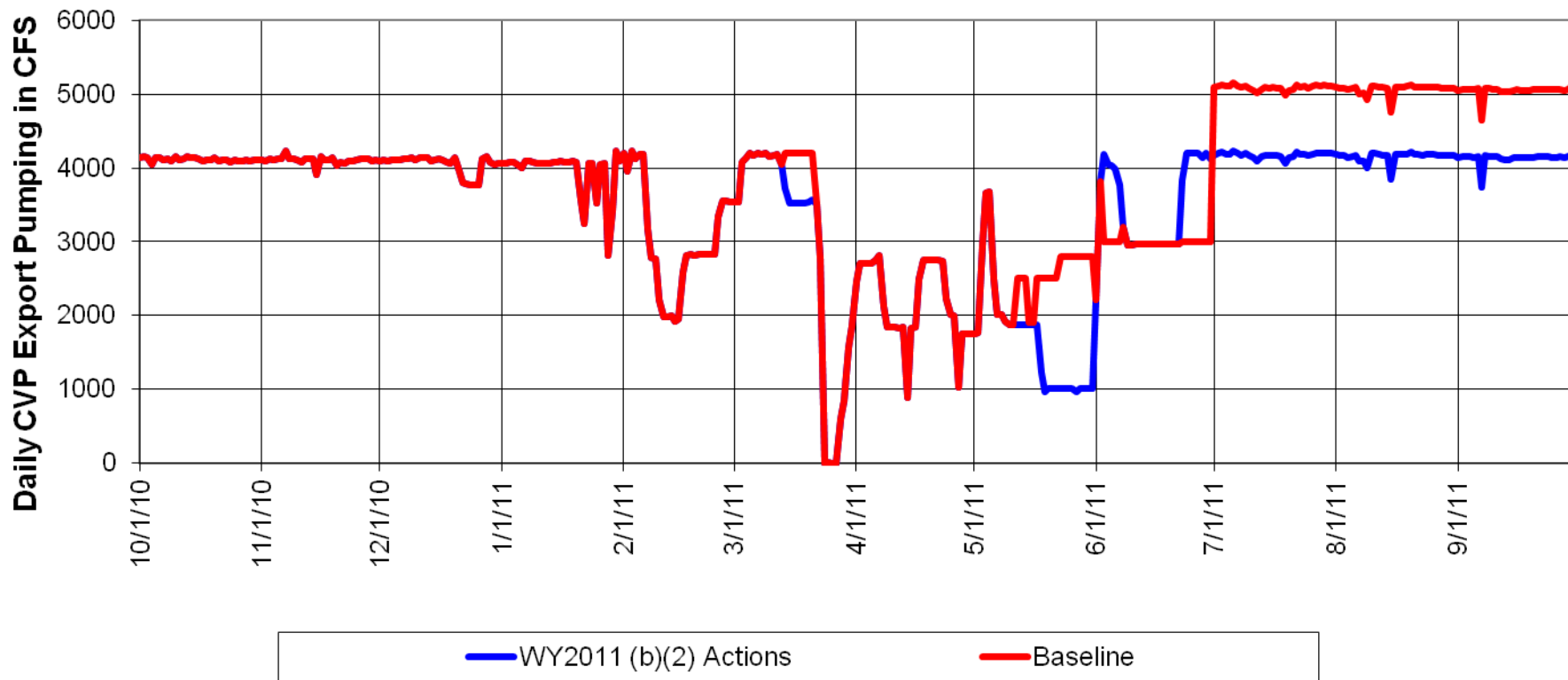
Stanislaus River Operations

Data from DOI Daily Accounting



CVP Delta Export Operations

Data from DOI Daily Accounting



(b)(2) Accounting

Water Year 2011 CVP Accounting of (b)(2) Actions in TAF

Fish Actions

	Oct-Jan					VAMP							Oct-Sep	
	Oct	Nov	Dec	Jan	Total	Feb	Mar	Apr	May01-31	Jun	Jul	Aug	Sep	Total
1 Clear Creek Release towards AFRP Objectives/ESA	4.1	5.8	6.0	9.1	25.0	8.2	9.1	9.1	11.9	10.0	4.7	4.7	7.0	89.7
2 Sacramento River Release towards AFRP Objectives/ESA						10.9								10.9
3 American River Release towards AFRP Objectives/ESA														0.0
4 Stanislaus River Release towards AFRP Objectives/ESA	3.8	2.9	2.1	3.9	12.7	3.1	3.6							19.4
5 Sacramento River Release for WQCP														0.0
6 American River Release for WQCP														0.0
7 Stanislaus River release for WQCP														0.0
8 Stanislaus River Release for VAMP period (May 1-31)														0.0
9 Export Reduction for VAMP period (May 1-31)														0.0
10 Export Reduction for ESA							10.2		51.6					61.8
11 Export Reduction due to ESA DXC closure impact on WQ														0.0
12 Other Export Reductions for WQCP (1)											56.3	56.3	54.4	167.0
Total					37.7									348.8
Monthly total of WY10 fish actions:	7.9	8.7	8.1	13.0	37.7	22.2	22.9	9.1	63.5	10.0	61.0	61.0	61.4	348.8
cumulative total	7.9	16.6	24.7	37.7		59.9	82.8	91.9	155.4	165.4	226.4	287.4	348.8	

(1) Interior accounted for the 14-day export reduction in June to benefit Fall-run Chinook salmon and other anadromous fish as a (b)(2) action July, August, and September as part of foregone replacement pumping.

- Questions?