

### Ben Franklin Transit (BFT)

#### General Information

##### Urbanized Area (UZA) Statistics - 2000 Census

Kennewick-Richland, WA	
Square Miles	85
Population	153,851
Population Ranking out of 465 UZAs	191
Other UZAs Served	

##### Service Consumption

Annual Passenger Miles	75,822,855
Annual Unlinked Trips	5,074,973
Average Weekday Unlinked Trips <sup>2</sup>	18,855
Average Saturday Unlinked Trips <sup>2</sup>	6,557
Average Sunday Unlinked Trips <sup>2</sup>	0

##### Service Area Statistics

Square Miles	80
Population	150,000

##### Service Supplied

Annual Vehicle Revenue Miles	9,953,651
Annual Vehicle Revenue Hours	389,957
Vehicles Operated in Maximum Service	548
Vehicles Available for Maximum Service	578
Base Period Requirement	45

#### Financial Information

<b>Fare Revenues Earned</b>		\$3,936,631
<b>Sources of Operating Funds Expended</b>		
Fare Revenues	(14%)	\$3,935,944
Local Funds	(83%)	\$23,100,189
State Funds	(3%)	\$783,452
Federal Assistance	(0%)	\$0
Other Funds	(1%)	\$164,719
<b>Total Operating Funds Expended</b>		<b>\$27,984,304</b>
<b>Sources of Capital Funds Expended</b>		
Local Funds	(31%)	\$2,006,907
State Funds	(0%)	\$0
Federal Assistance	(69%)	\$4,475,469
Other Funds	(0%)	\$0
<b>Total Capital Funds Expended</b>		<b>\$6,482,376</b>

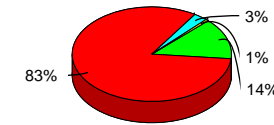
#### Summary Operating Expenses

Salary, Wages, Benefits	\$17,283,859
Materials and Supplies	\$4,608,163
Purchased Transportation	\$2,201,468
Other Operating Expenses	\$3,846,481
<b>Total Operating Expenses</b>	<b>\$27,939,971</b>
Reconciling Cash Expenditures	\$44,333

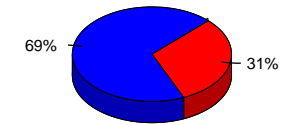
#### Vehicles Operated in Maximum Service and Uses of Capital Funds

Mode	Directly Operated	Purchased <sup>1</sup> Transportation	Revenue Vehicles	Systems and Guideways	Facilities and Stations	Other	Total
Bus	67	0	\$22,936	\$105,503	\$5,370,832	\$0	\$5,499,271
Demand Response	81	28	\$97,941	\$42,019	\$0	\$0	\$139,960
Vanpool	365	0	\$843,145	\$0	\$0	\$0	\$843,145
Demand Response - Taxi	0	7	\$0	\$0	\$0	\$0	\$0
<b>Total</b>	<b>513</b>	<b>35</b>	<b>\$964,022</b>	<b>\$147,522</b>	<b>\$5,370,832</b>	<b>\$0</b>	<b>\$6,482,376</b>

Sources of Operating Funds Expended



Sources of Capital Funds Expended



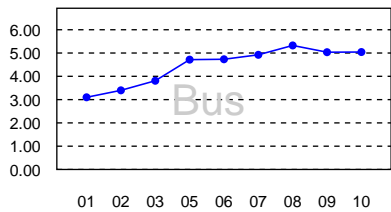
#### Modal Characteristics

Mode	Operating Expenses <sup>1</sup>	Fare Revenues <sup>1</sup>	Uses of Capital Funds	Annual Passenger Miles	Annual Vehicle Revenue Miles	Annual Unlinked Trips	Annual Vehicle Revenue Hours	Fixed Guideway Directional Route Miles	Vehicles Available for Maximum Service	Average Fleet Age in Years	Vehicles Operated in Maximum Service	Peak to Base Ratio	Percent Spares
Bus	\$12,371,140	\$1,303,603	\$5,499,271	23,891,664	2,453,253	3,299,955	132,549	N/A	75	11.6	67	1.36	12%
Demand Response	\$10,895,810	\$283,742	\$139,960	1,962,429	2,112,012	432,123	128,571	N/A	129	6.4	109	N/A	18%
Vanpool	\$2,959,089	\$2,253,987	\$843,145	49,379,784	4,962,648	1,261,296	109,896	N/A	367	4.7	365	N/A	1%
Demand Response - Taxi	\$1,713,932	\$95,299	\$0	588,978	425,738	81,599	18,941	N/A	7	N/A	7	N/A	0%

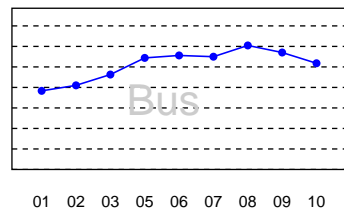
#### Performance Measures

Mode	Service Efficiency		Service Effectiveness		Service Effectiveness	
	Operating Expense per Vehicle Revenue Mile	Operating Expense per Vehicle Revenue Hour	Operating Expense per Passenger Mile	Operating Expense per Unlinked Passenger Trip	Unlinked Passenger Trips per Vehicle Revenue Mile	Unlinked Passenger Trips per Vehicle Revenue Hour
Bus	\$5.04	\$93.33	\$0.52	\$3.75	1.35	24.90
Demand Response	\$5.16	\$84.75	\$5.55	\$25.21	0.20	3.36
Vanpool	\$0.60	\$26.93	\$0.06	\$2.35	0.25	11.48
Demand Response - Taxi	\$4.03	\$90.49	\$2.91	\$21.00	0.19	4.31

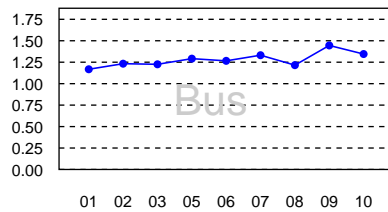
Operating Expense per Vehicle Revenue Mile



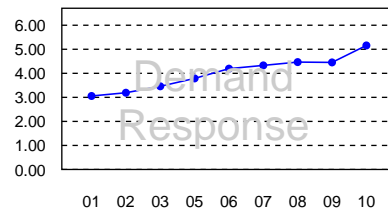
Operating Expenses per Passenger Mile



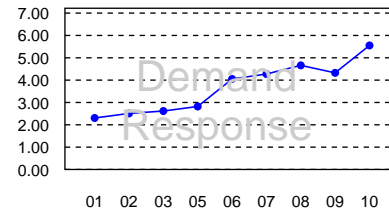
Unlinked Passenger Trips per Vehicle Revenue Mile



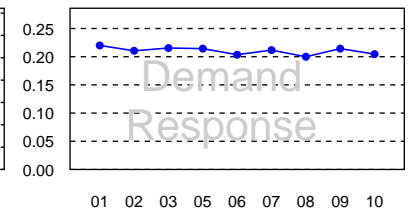
Operating Expense per Vehicle Revenue Mile



Operating Expenses per Passenger Mile



Unlinked Passenger Trips per Vehicle Revenue Mile



<sup>1</sup> Excludes data for purchased transportation reported separately

<sup>2</sup> Average UPT values not available for DT Demand Response Taxi