

Alaska Railroad Corporation (ARRC)

General Information

Urbanized Area (UZA) Statistics - 2000 Census

Anchorage, AK	
Square Miles	79
Population	225,744
Population Ranking out of 465 UZAs	137
Other UZAs Served	434

Service Area Statistics

Square Miles	46
Population	225,744

Service Consumption

Annual Passenger Miles	2,813,125
Annual Unlinked Trips	144,620
Average Weekday Unlinked Trips	1,017
Average Saturday Unlinked Trips	427
Average Sunday Unlinked Trips	417

Service Supplied

Annual Vehicle Revenue Miles	117,790
Annual Vehicle Revenue Hours	6,412
Vehicles Operated in Maximum Service	57
Vehicles Available for Maximum Service	102
Base Period Requirement	4

Financial Information

Fare Revenues Earned \$1,231,778

Sources of Operating Funds Expended		
Fare Revenues	(48%)	\$1,231,778
Local Funds	(0%)	0
State Funds	(0%)	0
Federal Assistance	(0%)	0
Other Funds	(52%)	1,350,563
Total Operating Funds Expended		\$2,582,341

Sources of Capital Funds Expended		
Local funds	(0%)	\$0
State Funds	(5%)	411,506
Federal Assistance	(95%)	7,682,905
Other Funds	(0%)	0
Total Capital Funds Expended		\$8,094,411

Summary of Operating Expenses

Salary, Wages and Benefits	\$1,202,862
Materials and Supplies	411,371
Purchased Transportation	0
Other Operating Expenses	887,147
Total Operating Expenses	\$2,501,380
Reconciling Cash Expenditures	\$80,961

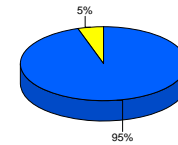
Vehicles Operated in Maximum Service and Uses of Capital Funds

	Directly Operated	Purchased Transportation ¹	Revenue Vehicles	Systems and Guideways	Facilities and Stations	Other	Total
Alaska Railroad	57	0	\$724,109	\$5,601,803	\$1,652,137	\$116,362	\$8,094,411

Sources of Operating Funds Expended



Sources of Capital Funds Expended



Modal Characteristics

	Operating Expenses ¹	Fare Revenues ¹	Uses of Capital Funds	Annual Passenger Miles	Annual Vehicle Revenue Miles	Annual Unlinked Trips	Annual Vehicle Revenue Hours	Fixed Guideway Directional Route Miles	Vehicles Available for Maximum Service	Average Fleet Age in Years	Vehicles Operated in Maximum Service	Peak to Base Ratio	Percent Spares
Alaska Railroad	\$2,501,380	\$1,231,778	\$8,094,411	2,813,125	117,790	144,620	6,412	958.0	102	24.3	57	1.00	79%

Performance Measures

Service Efficiency

Operating Expense per Vehicle Revenue Mile

Alaska Railroad	\$21.24
-----------------	---------

Operating Expense per Vehicle Revenue Hour

Alaska Railroad	\$390.11
-----------------	----------

Cost Effectiveness

Operating Expense per Passenger Mile

Alaska Railroad	\$0.89
-----------------	--------

Operating Expense per Unlinked Passenger Trip

Alaska Railroad	\$17.30
-----------------	---------

Service Effectiveness

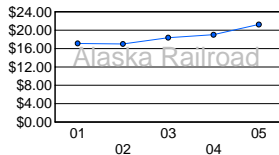
Unlinked Passenger Trips per Vehicle Revenue Mile

Alaska Railroad	1.23
-----------------	------

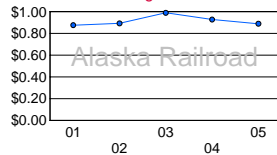
Unlinked Passenger Trips per Vehicle Revenue Hour

Alaska Railroad	22.55
-----------------	-------

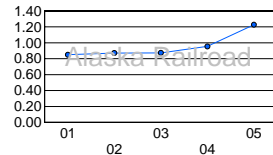
Operating Expenses per Vehicle Revenue Mile



Operating Expenses per Passenger Mile



Unlinked Passenger Trips per Vehicle Revenue Mile



¹ Excludes data for purchased transportation reported separately