Alaska Railroad Corporation (ARRC)

ID Number: 0041
www.akrr.com
P.O. Box 107500, 327 West Ship Creek Avenue
Anchorage, AK 99510-7500

Chief Executive Officer: Patrick K. Gamble,
President & CEO
(907)265-2414

System Wide Information

General Information

Urbanized Area (UZA) Statistics — 1990 Census

Anchorage, AK	
Square Miles	161
Population	221,883
Population Ranking out of 405 UZAs	115

Service Area Statistics

Square Miles	1,910
Population	260,283

Service Consumption

Annual Passenger Miles	1,943,137
Annual Unlinked Trips	84,566
Average Weekday Unlinked Trips	589
Average Saturday Unlinked Trips	238
Average Sunday Unlinked Trips	247

Service Supplied

Annual Vehicle Revenue Miles	99,475
Annual Vehicle Revenue Hours	4,880
Vehicles Available for Maximum Service	43
Vehicles Operated in Maximum Service	39
Base Period Requirement	0

Financial Information

Fare Revenues Earned

Directly Operated	$701,289
Purchased Transportation	0
Total Fare Revenues Earned	**$701,289**

Sources of Operating Funds Expended

Passenger Fares	$701,289
Local Funds	0
State Funds	0
Federal Assistance[1]	0
Other Funds	681,095
Total Operating Funds Expended	**$1,382,384**

Summary of Operating Expenses

Salaries, Wages and Benefits	$952,617
Materials and Supplies	306,700
Purchased Transportation	0
Other Operating Expenses	442,515
Total Operating Expenses	**$1,701,832**
Reconciling Cash Expenditures	$52,014

Sources of Capital Funds Expended

Local Funds	$0
State Funds	1,178,664
Federal Assistance[2]	5,007,051
Total Capital Funds Expended	**$6,185,715**

Vehicles Operated in Maximum Service

	Directly Operated	Purchased Transportation
Commuter Rail	0	0

Uses of Capital Funds

	Rolling Stock	Facilities and Other	Total
Commuter Rail	$392,664	$5,793,051	$6,185,715

Modal Information

Characteristics

	Alaska Railroad
Operating Expense	$1,701,832
Capital Funding	$0
Annual Passenger Miles	1,943,137
Annual Vehicle Revenue Miles	99,475
Annual Unlinked Trips	84,566
Average Weekday Unlinked Trips	589
Annual Vehicle Revenue Hours	4,880
Fixed Guideway Directional Route Miles	275.0
Vehicles Available for Maximum Service	43
Average Fleet Age in Years	23.2
Vehicles Operated in Maximum Service	39
Peak to Base Ratio	0.0
Percent Spares	10%
Incidents	1
Patron Fatalities	0

Performance Measures

Service Efficiency

Operating Expense per Vehicle Revenue Mile	$17.11
Operating Expense per Vehicle Revenue Hour	$348.74

Cost Effectiveness

Operating Expense per Passenger Mile	$0.88
Operating Expense per Unlinked Passenger Trip	$20.12

Service Effectiveness

Unlinked Passenger Trips per Vehicle Revenue Mile	0.85
Unlinked Passenger Trips per Vehicle Revenue Hour	17.33

Alaska Railroad

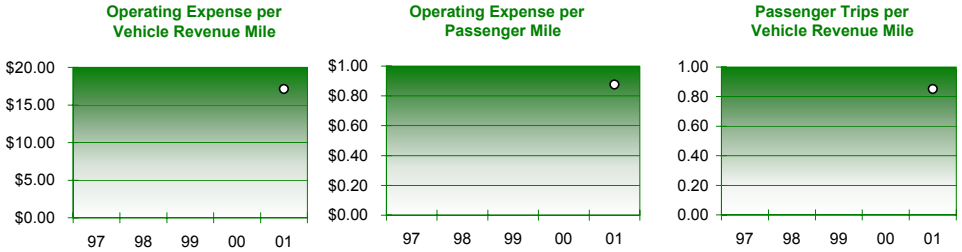

Sources of Operating Funds Expended

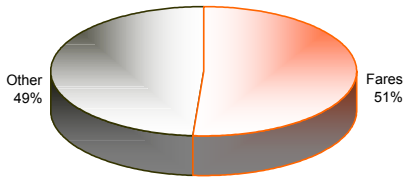

Sources of Capital Funds Expended

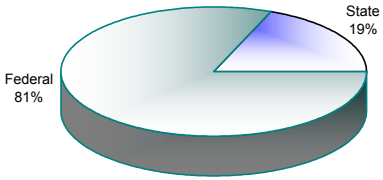

[1] Excludes Federal capital funds used to pay for operating expenses.

[2] Includes Federal capital funds used to pay for operating expenses.

Data Source: 2001 National Transit Database
8/13/2002 10:49