



EFS-Web

Quick Start Guide

EFS-Web

Updated August 17, 2008



Introduction

Welcome to EFS-Web, the United States Patent and Trademark Office's safe, simple, and secure means of electronically submitting patent applications and documents. This Quick Start Guide will provide you with the information you need in order to rapidly understand how to file patent applications electronically, including a brief overview of the process and screen shots that identify critical components of the product.

Before you file electronically there are a few important items you should know:

- EFS-Web is a web-based tool that can be accessed from any web-enabled computer anywhere in the world.
- EFS-Web is a patent application and document submission solution that utilizes standard web-based screens and prompts to enable you to submit a portable document format (PDF) file directly to the USPTO.
- EFS-Web is not a patent application authoring tool. It allows you to use the same tools and workflow processes used to produce paper-based patent application documents.
- EFS-Web is legally equivalent to paper-based patent application and document submission methods and provides filers with the same protections as traditional methods. EFS-Web provides you with a receipt that serves as legally binding proof of the date and time of your submission. (You still will receive a paper filing receipt mailed from the Office of Patent Application Processing).
- EFS-Web has been designed to be simple to use. In a matter of minutes, you can complete a submission and receive electronic confirmation that it has been received by USPTO. It incorporates important new safeguards that alert you to possible problems with your patent application before it is submitted, providing a flexible and forgiving platform that can ease the submission process.
- EFS-Web allows you to submit industry-standard PDF (portable document format) files. Although PDF is an open standard, not all PDF files are the same. There are important distinctions you must know about PDF files before you start the submission process. Information about compatible PDF files is detailed in the Quick Start Guide and in other documentation, and we strongly recommend that you read this information in its entirety.
- EFS-Web incorporates e-commerce capabilities that give you multiple options for paying for your patent application or document submission.

EFS-Web Sign On

EFS-Web allows both the Registered and Unregistered user to file patent applications electronically.

Web Access

A computer, an Internet browser and an Internet connection are your tickets to electronic filing. Users can access EFS-Web by navigating to the www.USPTO.gov website and clicking on "File online in EFS-Web" under "Patents".

Filing Types Accepted

EFS-Web accepts new Accelerated Exam, Design, Design Reissue, International Application for filing in the US receiving office, Provisional, Reexam (*Ex Parte and Inter Partes*), Utility, Utility Reissue and National Stage applications under 35 USC 371. Registered eFilers may also file follow-on documents for previously filed applications and Pre-Grant Publication under 37 CFR 1.211 to 1.221. Both Registered and Unregistered eFilers may file a Petition under 37 CFR 1.378(c) and a Petition to Make Special based on Age.

TIP! EFS-Web Sandbox is the online model of EFS-Web where you can practice going through the interface for submitting applications and documents:
<http://www.uspto.gov/ebc/portal/tutorials.htm>

APPLICATION TYPES

A Registered eFiler may file the following:

New application types:

- Accelerated Exam
- Design
- Design Reissue
- International Application for filing in the US receiving office
- Provisional
- Reexam
- Utility
- Utility Reissue
- U.S. National Stage under 35 USC 371.

Follow-on document types:

- Petition to Accept Unintentionally Delayed Payment of Maintenance Fee in an Expired Patent (37 CFR 1.378(c))
- Petition to Make Special based on Age
- Pre-Grant Publication under 37 CFR 1.211 to 1.221.

An Unregistered eFiler may file the following:

New application types:

- Accelerated Exam
- Design
- Design Reissue
- International Application for filing in the US receiving office
- Provisional
- Reexam
- Utility
- Utility Reissue
- U.S. National Stage under 35 USC 371.

Follow-on document types:

- Petition to Accept Unintentionally Delayed Payment of Maintenance Fee in an Expired Patent (37 CFR 1.378(c))
- Petition to Make Special based on Age.

REGISTERED EFILER

A Registered eFiler has both an assigned Customer Number and a Digital Certificate for secure communication with the USPTO. You may be working as either the certificate holder or under the authority of the certificate holder.

User Authentication

User authentication is safe and secure which grants access to authorized eFilers for application submissions. Authentication is only successful if both the encrypted digital certificate and password are valid.

User Authentication

Select Digital Certificate

Enter Password:

I understand that technology and/or software included in patent applications may be subject to U.S. dual-use export controls, which are set out in the Export Administration Regulations (15 C.F.R. parts 730-774). Access to such technology and/or software by any person located outside the United States or by a foreign national inside the United States constitutes an export that may require a license from the U.S. Commerce Department's Bureau of Industry and Security (BIS). I affirm that I am not accessing or permitting access by others to technology or software in a manner that would violate or circumvent the Export Administration Regulations.

Information regarding U.S. dual-use export controls and their application to technology and software included in patent applications is available from BIS. Please see BIS's website, available at www.bis.doc.gov, or contact BIS's Office of Export Services at 202-482-4811.

NOTE! BIS (Bureau of Industry and Security) Statement must be accepted and checked prior to authentication.

Certify Identity/Certificate Holder

As the certificate holder you must:

- Certify you are the certificate holder
- Indicate if this is a new or existing application
- If a new application, select type

Your Digital Certificate has been authenticated - please certify your identity:

I certify that I am the certificate holder: **Jane Doe**


I certify that I am working under the authority of the certificate holder: **Jane Doe**

— *Main Functions

New application
(This includes new filings of continuation, divisional, and continuation-in-part applications. A request for continued examination (RCE) and continued prosecution application (CPA) are considered existing documents and must be filed as a registered eFiler.)

Existing application/patent

My Workplace



TIP! Clicking 'Continue' allows you to move forward through the submission process, as well as saves any information you have entered to that point

WARNING! If you click 'Cancel' on any screen during any part of the filing process a message will inform you that you are about to delete all of your entered information to that point, and ask if you really want to cancel. Upon clicking OK, you will be returned to the login screen.

Certify Identity: Working under authority of certificate holder

NOTE! The asterisks denote required information.

If you are working under the authority of the certificate holder you must:

- Certify your status
- Provide your name and e-mail address
- Indicate if this is a new or existing application

Your Digital Certificate has been authenticated - please certify your identity:

I certify that I am the certificate holder : **Jane Doe**

I certify that I am working under the authority of the certificate holder: **Jane Doe**

The following information is required if you are not the recorded holder of the digital certificate

* Your First Name

* Your Last Name

* Your e-Mail Address

*Main Functions

New application

(This includes new filings of continuation, divisional, and continuation-in-part applications. A request for continued examination (RCE) and continued prosecution application (CPA) are considered existing documents and must be filed as a registered eFiler.)

Existing application/patent

My Workplace

 Privacy Policy

Cancel

Continue

UNREGISTERED EFILER

As an Unregistered eFiler, you must provide your contact information and select the type of application you are filing before proceeding through the application process.

NOTE! The asterisks denote required information.

EFS Unregistered

Unregistered eFilers Registered eFilers Please Read Announcements

Welcome to Electronic Patent Filing for UNREGISTERED eFILERS

A submission has not been filed officially at the USPTO until the e-filer executes the Submit function and the documents are received at the USPTO Eastern Time. The Acknowledgement Receipt is evidence of this submission.

All items denoted by * are required.

IMPORTANT: Please read [Legal Framework for using EFS-Web.](#)

Sign-on as an UNREGISTERED eFILER

* e-Filer Last Name:


* e-Filer First Name:

* e-Filer E-Mail Address:

[*Main Functions](#)

New application
(This includes new filings of continuation, divisional, and continuation-in-part applications. A request for continued examination (RCE) and continued prosecution application (CPA) are considered existing documents and must be filed as a registered eFiler.)

Existing application/patent

 [Privacy Policy](#)

EFS-Web eFiling

APPLICATION PROCESS

Once you have signed on and begun the application process, the tab structure at the top of the screen expands to show you the components of the application process. The first tab indicates whether you are filing as a registered or unregistered user and the white tab indicates where you are within the process.

EFS Unregistered

Unregistered eFilers Registered eFilers Please Read Announcements

Welcome to Electronic Patent Filing for UNREGISTERED eFILERS

A submission has not been filed officially at the USPTO until the e-filer executes the Submit function and the documents are received at the USPTO Eastern Time. The Acknowledgement Receipt is evidence of this submission.

All items denoted by * are required.

IMPORTANT: Please read [Legal Framework for using EFS-Web.](#)

Sign-on as an UNREGISTERED eFILER

* e-Filer Last Name:

* e-Filer First Name:

* e-Filer E-Mail Address:

← *Main Functions

New application
(This includes new filings of continuation, divisional, and continuation-in-part applications. A request for continued examination (RCE) and continued prosecution application (CPA) are considered existing documents and must be filed as a registered eFiler.)

Existing application/patent

[Privacy Policy](#)

EFS Registered

Registered eFilers Please Read Announcements Application Data Attach Documents Review Documents Calculate Fees Confirm & Submit Pay Fees Receipt

Application Data

A submission has not been filed officially at the USPTO until the e-filer executes the Submit function and the documents are received at the USPTO Eastern Time. The Acknowledgement Receipt is evidence of this submission.

All items denoted by * are required.

* Title of Invention

Attorney Docket Number

First Named Inventor:

*First Name

Middle Name

*Last Name

Correspondence Address:

Enter a customer number for correspondence or provide an address where USPTO should send correspondence for this application.

* Customer Number Please enter a valid Customer Number OR Correspondence Address

NOTE! Tabs allow you to move forward and backwards within EFS Web pages. However you can only move forward if you have been on that page. If you use tabs to go back **and make changes**, you must click **Continue** to save those changes – if you simply Tab forward the changes will be lost.

APPLICATION DATA

You must specify the title of your invention, the first named inventor, and a correspondence address.

The screenshot shows the 'Application Data' section of the EFS Registered interface. The 'Application Data' tab is selected and highlighted with a red box. Below the tab, a red box highlights the 'Application Data' title. A red box also highlights the 'First Named Inventor:' label. Another red box highlights the 'Correspondence Address:' label. The form includes fields for 'Title of Invention', 'Attorney Docket Number', 'First Name', 'Middle Name', and 'Last Name'. There are also radio buttons for 'Customer Number' and 'Correspondence Address'. A 'Continue' button is highlighted with a red box. The interface includes a navigation bar at the top with buttons for 'Registered', 'Please Read', 'Application Data', 'Attach Documents', 'Review Documents', 'Calculate Fees', 'Confirm & Submit', 'Pay Fees', and 'Receipt'. A privacy policy link and 'Cancel' button are also visible.

TIP! You can use the Tab key on your keyboard to move from one input field or button to the next available field or button. Shift-Tab will reverse the direction of the Tab key.

WARNING! If you don't enter a customer number then the submitted application will not be associated with your digital certificate. If this relationship is not made then you will not be able to view your application in Private PAIR.

ATTACHING DOCUMENTS

After the eFiler clicks 'Continue', the bibliographic data entered by the user is echoed back. If any errors are found the user can go back and correct them by clicking 'Application Data'.

Next attach your PDF.

- Browse and select the PDF file to be submitted
- Indicate whether the PDF file has multiple documents by clicking Yes or No
- Enter the document description for the file or its parts
- If you need to attach additional documents, click 'Add File' and repeat these steps
- And, if you need to delete any one of the attached files, click "Delete" corresponding to that file row

TIP! There is a 25MB size limit per file.

Attach Documents
A submission has not been filed officially at the USPTO until the e-filer executes the Submit function and the documents are received at the USPTO Eastern Time. The Acknowledgement Receipt is evidence of this submission.

This is the application data associated with your filing. If any information is incorrect, please edit the [Application Data](#)

Title of Invention	This is the title of my invention
First Named Inventor	John C. Patent
Customer Number or Correspondence Address	MyCompany Inc 1 Main Street Anyplace VA 0123 US 123-345-6789 Jane.Doe@uspto.gov
Filed By	RegAtty1 Tester/Jane Done
Attorney Docket Number	
Application Type	Utility under 35 USC 111(a)

Files to be Submitted	Category	Document Description
1	Browse...	View All Categories
Does your PDF file contain multiple documents? <input type="radio"/> Yes <input checked="" type="radio"/> No		
<input type="button" value="Add File"/>		

Users are advised not to submit **credit card** payment form **PTO-2038** via EFS-Web. Submission of the credit card payment form via EFS-Web may result in the form being included among the patent or trademark records open for public inspection. Users choosing to pay with a credit card should instead utilize the on-line payment method available through EFS-Web.

Please Upload & Validate before Review

Click 'Upload & Validate' to automatically check for compliance and to be notified of errors and warnings before submission.

WARNING! EFS-Web can validate a maximum of 20 files uploaded at one time. Up to 60 documents can be uploaded per submission.

WARNING! EFS-Web can upload one sequence listing (txt) file up to 100 MB per submission. The sequence listing file must be uploaded separately from other types of files. If the sequence listing does not conform to the ST.24 or ST.25 format, a warning will display.

WARNING! You must click Upload and Validate prior to 'Review' or the attached files will be deleted.

TIP! If your document could not be validated, an error message will appear informing you of the reason for the validation failure. Attaching a document that is not a PDF, TXT or PCT ZIP will cause a failure to validate, as will not choosing a document description. This field is equipped with a drop down list of choices. If you cannot see the drop down, please scroll right and make your selection.

REMEMBER! You can correct any errors by clicking the 'Attach Files' button.

MULTI-DOC PDF

PDF files that contain multiple documents must be separately indexed to be labeled properly in the USPTO Image File Wrapper. For example, a patent application PDF file may contain a specification, claims, abstract, and drawings that should be listed as separate documents in the IFW. Enter the page ranges for each section so that the documents are properly displayed in the IFW. Amendments should be separated as well.

Files to be Submitted	Category	Document Description
1		

Does your PDF file contain multiple documents? Yes No

Category	Document Description	Page Start	Page End
<input type="text" value="View All Categories"/>	<input type="text" value=""/>	<input type="text" value=""/>	<input type="text" value=""/>
<input type="text" value="View All Categories"/>	<input type="text" value=""/>	<input type="text" value=""/>	<input type="text" value=""/>

At this point you can either, add additional sections of documents by clicking 'Add Document, additional documents by clicking 'Add File or 'Upload & Validate' these documents.

REMEMBER! For new submissions, there must be at least one attachment other than the EFS-Web generated fee sheet.

TIP! You are limited to 60 documents per submission at 25MB per file. (or 60 lines if multi-doc included)_

WARNING! If you file a new submission and do not include a PDF file with a document description of "specification", it could result in a delay in processing of your submission.

CALCULATE FEES

Fees are dynamically generated based on the values entered by the user.

- Indicate the business size (large or small entity)
- Select all applicable fees

NOTE! You may submit your application without generating fees at this time by clicking the 'Confirm/Submit' link or the 'Continue' button, remembering that extra fees may be incurred.

If you are not paying fees for this filing at this time, you may continue

Failure to pay these fees on filing a new application will result in a surcharge. See 37 CFR 1.16 (f) and (g).

A submission has not been filed officially at the USPTO until the e-filer executes the Submit function and the documents are received at the USPTO Eastern Time. The Acknowledgement Receipt is evidence of this submission.

Current Business Size: **Large Entity**
Change Business Size:

Fee Calculator Total Fees Due: \$ 0

Utility Patent Application Filing Fees (select all that apply)

Filing Search Exam

Amount \$300 \$500 \$200

Fee Code 1011 1111 1311 Sub-Total \$

Application Size Fee - Number of Pages in the Specification (including any external tables) and drawings

Was this application originally filed in paper? Yes No

Number of Pages 0 * .75 = - 100 = / 50 = * \$ 250 = Sub-Total \$

Claims (select all that apply)

Claims in excess of twenty 0 * \$50 = \$

Independent claims in excess of three 0 * \$200 = \$

Multiple Dependent Claims(\$360) - \$ Sub-Total \$

Miscellaneous Fees: (select all that apply)

Non-English Specification (\$ 130)

Publication Fee for early, voluntary or normal publication (\$ 300)

The publication fee for normal publication is not due until the application is allowed.
Requests for early publication must include a separate statement requesting early publication.

Surcharge - Late filing fee, search fee, examination fee or oath or declaration (\$ 130) Sub-Total \$

Petition Filing Fees (select all that apply)

Click 'Calculate' to see fees and 'Continue' to proceed to the next section.

WARNING! If you click 'Cancel' on any screen during this process a message will inform you that you are about to delete your entered information, and ask if you really want to cancel. Upon clicking OK, you will be returned to the login screen.

SUBMIT APPLICATION

Confirm and Submit marks the last time before submission that the user will be able to:

- Review and confirm or edit application data
- Edit fees associated with the application and
- Remove or edit the documents associated with the application

The screenshot shows the 'Submit Application' screen in the EFS Registered interface. The top navigation bar includes 'Registered eFilers', 'Please Read Announcements', 'Application Data', 'Attach Documents', 'Review Documents', 'Calculate Fees', 'Confirm & Submit', 'Pay Fees', and 'Receipt'. A warning message states: 'A submission has not been filed officially at the USPTO until the e-filer executes the Submit function and the documents are received at the USPTO Eastern Time. The Acknowledgement Receipt is evidence of this submission.' Below this, a red box highlights the application data section, which includes: Title of Invention (This is the title of my invention), First Named Inventor (John C. Patent), Customer Number or Correspondence Address (99999), MyCompany Inc. (1 Main Street, Anyplace, VA, 01234, US, Jane.Doe@uspto.gov, 866 217 9197), Filed By, Attorney Docket Number, and Application Type (Utility). A red circle highlights the 'Total Fees Due: \$ 300' in the fee data section. Below the fee data is a table for document review with columns for Sequence, Files to be Submitted, Page Count, Document Description, File Size, and Validation Status Message. The table lists two documents: 'efsweb-overview.pdf' (6 pages, 3732918 bytes, PASS) and 'fee-info.pdf' (2 pages, 8061 bytes, PASS). A red circle highlights the 'Edit Attached Files' link. At the bottom, there are buttons for 'Save for Later Submission', 'Cancel', and 'Submit'.

If you have elected to submit without generating fees on the Calculate Fees screen, your submit application screen will appear with a 'Total Fees Due of \$0.'

This screenshot is identical to the one above, but the 'Total Fees Due' is \$0. The 'Calculate Fees' button in the top navigation bar is highlighted with a red circle. The 'Total Fees Due: \$ 0' in the fee data section is also circled in red. The rest of the screen, including the application data, document review table, and submission buttons, remains the same.

CONGRATULATIONS (with EFS-Web generated fee sheet)

Once you have successfully submitted your application, you will be provided with this screen. Congratulations screen providing you with:

- Your Application Number
- Your Confirmation Number associated with your Application Number
- EFS ID

You will also have the opportunity to either pay your fees at this time or indicate that you would like to pay them later and acknowledge that additional charges may be incurred.

The screenshot shows a web browser window titled "EFS Registered". At the top, there is a navigation bar with buttons for "Registered eFilers", "Please Read Announcements", "Application Data", "Attach Documents", "Review Documents", "Calculate Fees", "Confirm & Submit", "Pay Fees", and "Receipt". Below the navigation bar, a grey banner reads "Congratulations! You are ready to pay fees associated with your submission." To the right of this banner is a red-bordered box containing an "E-mail Receipt Info" link. Below the banner, the time "14:28:03 Eastern Time on 01-AUG-2008" is displayed. The main text states: "The USPTO has received your submission. An Acknowledgement Receipt will be received in due course. Prior to receiving the Acknowledgement Receipt, registered users may check 'My Workplace' to confirm receipt by the USPTO of their submission and access Private PAIR to view the actual documents filed. You may continue by paying fees. For questions, contact the EBC. See the [EBC Web Page](#) for contact info and hours." Below this is another grey banner: "The following identification numbers are associated with your submission." This is followed by a table with a red border:

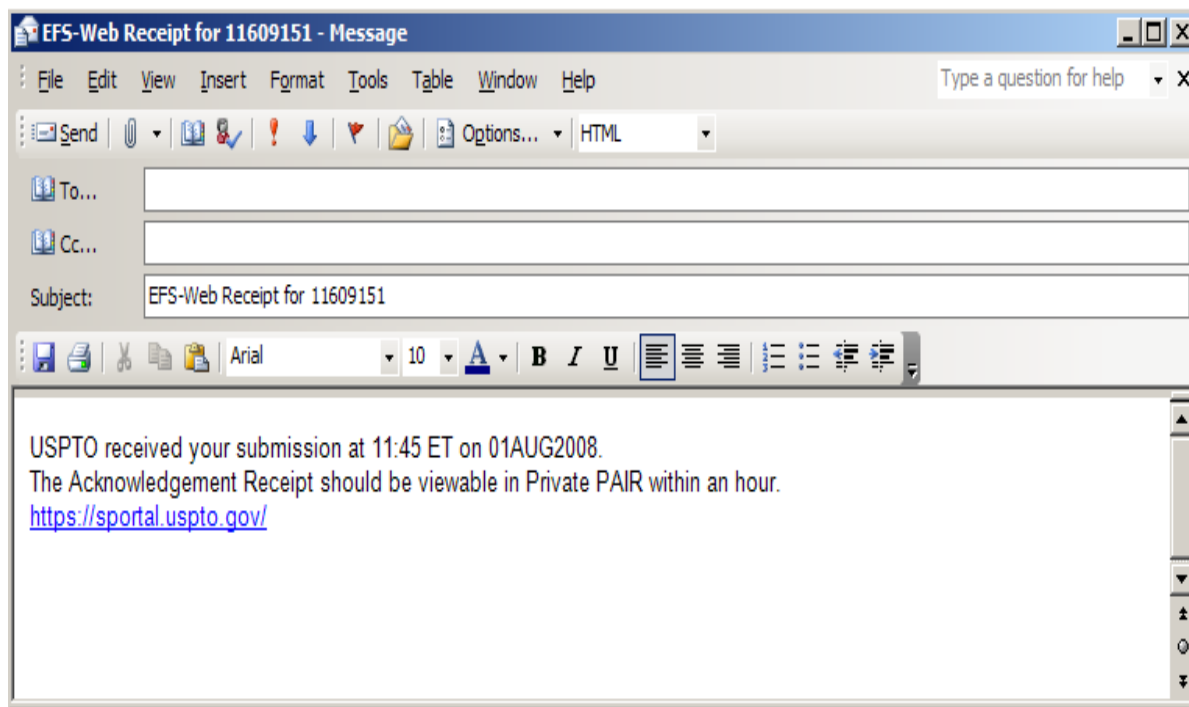
Application Number	59956065
Confirmation Number	1634
EFS ID	1104359

Below the table is another grey banner: "The following fees are due." This is followed by a box containing "Total Fees Due: \$ 820". Below this, a paragraph explains: "The USPTO's RAM payment server is ready to accept your fee payments using a [USPTO Deposit Account](#), an [Electronic Funds Transfer](#), or one of the following credit cards: *American Express, Discover, MasterCard, or Visa*. Please have all access codes, account numbers and account holder information ready to ensure a successful online payment experience." Below this paragraph is the question "Would you like to pay your fees at this time?" and two buttons: "YES! I want to pay now" and "NO - I will pay later (additional charges may be incurred)". Both buttons are highlighted with a red border.

TIP! Your confirmation number is tied to your application. This pair of numbers decreases the mismatching of submissions with their existing applications. This pair of numbers is required for submitting documents and/or fees to existing applications.

E-mail Receipt Info

eFilers are able to launch their e-mail programs by clicking the “Email Receipt Info” link to send information about Acknowledgement Receipts and Pre-Acknowledgement Receipts. eFilers must specify and include email address(es) for each recipient.



PAY FEES

Fees may be paid to USPTO via one of three means:

- By charging the filer’s USPTO Deposit Account
- By charging their Credit Card
- Or via an Electronic Funds Transfer

Once you have selected your payment type, click ‘Start online payment process’.

EF5 Registered

Registered Status | Please Read Announcements | Application Data | Attach Documents | Review Documents | Calculate Fees | Confirm & Submit | Pay Fees | Receipt

Review fees and select payment method

Your Acknowledgement Receipt (evidence of this submission) will be provided upon completion of this payment transaction, or, upon choosing to not pay.

This is the application for which you are paying fees.

EFS ID	1042911
Application Number	59962462
Confirmation Number	1403
Title of Invention	This is the title of my invention
First Named Inventor	John C. Patent
Customer Number or Correspondence Address Filed By	Jane Doe
Attorney Docket Number	
Application Type	Utility under 111 (a)

The following fees will be collected for this application.

Fee Description	Fee Code	Quantity	Fee Amount	Fee Total
Utility application filing	1011	1	300	300
Utility Search Fee	1111	1	300	500
Utility Examination Fee	1311	1	200	200

Total Payment \$ 1000

Select method of payment

The U.S. Patent and Trademark Office supports Secure Sockets Layer (SSL) for the security of all transactions. Read more... [about the security of your transaction.](#)

Charge USPTO Deposit Account
 Charge Credit Card
 Electronic Funds Transfer

Start online payment process

USPTO Deposit Account

- Enter Deposit Account Number
- Enter Deposit Account Access Code
- Click "Choose an Authorized User for this Deposit Account"

EF5 Registered

Registered Status | Please Read Announcements | Application Data | Attach Documents | Review Documents | Calculate Fees | Confirm & Submit | Pay Fees | Receipt

Pay fees by USPTO Deposit Account

Your Acknowledgement Receipt (evidence of this submission) will be provided upon completion of this payment transaction, or, upon choosing to not pay at any time during the payment process.

Enter USPTO Deposit Account information (all items are required):

* Deposit Account Number

* Deposit Account Access Code

Choose an Authorized User for this Deposit Account

NO - I do not wish to use Deposit Account:

[Make Payment with Credit Card](#)
[Make Payment with Electronic Funds Transfer](#)
[Pay Later, Generate Acknowledgment Receipt](#)

This is the application for which you are paying fees:

EFS ID	1042911
Application Number	59962462
Confirmation Number	1403
Title of Invention	This is the title of my invention
First Named Inventor	John C. Patent
Customer Number or Correspondence Address Filed By	Jane Doe
Attorney Docket Number	
Application Type	Utility under 111(a)

The following fees will be collected for this application:

Fee Description	Fee Code	Amount
Utility application filing	1011	300
Utility Search Fee	1111	500
Utility Examination Fee	1311	200

Total Payment: \$1000

Choose an authorized user of the Deposit Account from the drop-down menu.

- Click "Yes" to certify you have the right to use the account.
- Check if any Additional Fees required
- Click "Yes - charge deposit account now"

Pay fees by USPTO Deposit Account

Your Acknowledgement Receipt (evidence of this submission) will be provided upon completion of this payment transaction, or, upon choosing to not pay at any time during the payment process.

Identify the USPTO Deposit Account to be charged:
Select an authorized user for this account (all items are required): AIS TESTING

To pay fees by the identified deposit account, you must certify that you are the selected authorized user or are making payment under the direction of the selected authorized user. Please read the following certification statement. Select "YES" to make the required certification. Choose an option from "NO- I do not wish to use this Deposit Account" to abort the Deposit Account transaction.

YES I certify that I am or I am acting on behalf of the selected authorized user for the referenced U.S. Patent and Trademark Office Deposit Account; I authorize the U.S. Patent and Trademark Office to deduct the itemized charges listed in the Calculate Fees section from my deposit account and that sufficient funds are maintained in this account to satisfy said charges; I am aware that intentionally false or misleading statements may constitute criminal violations of United States Code Title 18.

Fee Preauthorization:
You may preauthorize the Director of the USPTO to charge the following fees to this Deposit Account.
The Director of the USPTO is hereby authorized to charge indicated fees and credit any overpayment as follows:

- Charge any Additional Fees required under 37 C.F.R. Section 1.16 (National application filing, search, and examination fees)
- Charge any Additional Fees required under 37 C.F.R. Section 1.17 (Patent application and reexamination processing fees)
- Charge any Additional Fees required under 37 C.F.R. Section 1.19 (Document supply fees)
- Charge any Additional Fees required under 37 C.F.R. Section 1.20 (Post Issuance fees)
- Charge any Additional Fees required under 37 C.F.R. Section 1.21 (Miscellaneous fees and charges)

No Refund Policy: All sales are final and no refunds will be issued, unless a clear technical problem results in an inadvertent, duplicate payment. Please ensure your transaction is correct before submitting your payment. By clicking "YESI - Charge Deposit Account Now" button below, you are agreeing to the U.S. Patent and Trademark Office's no refund policy.

Charge the fees listed above and any future fees to this Deposit Account:

[Privacy Policy](#)

Credit Card Payment

Filing fees may be charged to a VISA, MasterCard, American Express, or Discover by providing and confirming credit card and billing formation.

EFS Registered

Registered eFilers | Please Read Announcements | Application Data | Attach Documents | Review Documents | Calculate Fees | Confirm Submit | Pay Fees | Receipt

Pay fees by Credit Card

Your Acknowledgement Receipt (evidence of this submission) will be provided upon completion of this payment transaction, or, upon choosing to not pay at any time during the payment process.

Enter Credit Card information (All items denoted by * are required.)

I am paying with:
* American Express Discover MasterCard VISA

Credit Card Information:
* Credit Card: [] / [] CCV# (3 or 4 digits) [?]
* Expires: [01] Month (2 digits) [2006] Year (4 digits)
* Cardholder Name: []

Billing Address:
* Street 1: []
Street 2: []
* City: []
* State: [Other] (Use "Other" if non-U.S. address)
* Country: [UNITED STATES]
* ZIP/Postal Code: [] (e.g. US zip codes are formatted 99999)
Telephone Number: []

[Privacy Policy](#)

Electronic Funds Transfer

Enter your User ID and Password. If you do not have a user ID and password, click 'please create a USPTO EFT account now'.

Pay fees by Electronic Funds Transfer (EFT)

Your Acknowledgement Receipt (evidence of this submission) will be provided upon completion of this payment transaction, or, upon choosing to not pay at any time during the payment process.

If you maintain a checking or savings account in a U.S. or affiliated bank then you may be able to make your payment by EFT (Electronic Funds Transfer). The EFT payment method will allow the cost of your payment to be withdrawn directly from the checking or savings account that you designate. (Read more...[about the EFT payment method.](#)) If you do not have an account with a US or affiliated bank, you must first establish such an account, or you will not be able to pay by EFT.

NOTE: Some banks do not allow EFT payments from a savings account; please check with your financial institution to verify whether they allow this type of funds transfer.

If you do not already have an established USPTO EFT account, [please create a USPTO EFT account now.](#)

Enter your USPTO EFT account access codes:

* User ID

* Password

[Privacy Policy](#)

ACKNOWLEDGEMENT RECEIPT

The Acknowledgement Receipt provides you with the time (Eastern Time) and date your submission was received as well as displaying your bibliographic information and attached files.

The Acknowledgement Receipt screen also allows you to do any of the following:

- E-mail Receipt Info
- Print Receipt
- Save Receipt
- File Another Application
- File an Assignment of Ownership
- Pay Maintenance Fees
- Access Private PAIR

Acknowledgement Receipt

The USPTO has received your submission at **11:45:20 EST on 01-AUG-2008** by Deposit Account: 502696.

\$ **1030** fee paid by e-Filer with [RAM](#) Confirmation Number: 7.

eFiled Application Information

EFS ID	1104355
Application Number	11609151
Confirmation Number	1631
Title of Invention	This is the title of my invention
First Named Inventor	John C. Patent
Customer Number or Correspondence Address	MyCompany Inc 1 Main Street Anyplace VA 0123 US 123-345-6789 Jane.Doe@uspto.gov
Filed By	RegAtty1 Tester/Jane Done
Attorney Docket Number	
Filing Date	
Receipt Date	01-AUG-2008
Application Type	Utility under 35 USC 111(a)

You may take the following actions:

- [E-mail Receipt Info](#)
- [Print Receipt](#)
- [Save Receipt](#)
- [File Another Application](#)
- [File an Assignment of Ownership](#)
- [Pay Maintenance Fees](#)
- [Access Private PAIR](#)

Application Details

Submitted Files	Page Count	Document Description	File Size	Warnings
ABX-desc.pdf	1	Specification	10871 bytes	PASS
fee-info.pdf	2	Fee Worksheet (PTO-06)	31894 bytes	PASS

TRAINING

Training Guides are provided on the USPTO EFS-Web page. Self-paced Computer Based Training is available 24 x 7 in various file formats, including Windows Media, Real Media, PowerPoint and PDF files.