

Pre-Release Webinar for the 2010 Census Demographic Profiles

Access the Audio:

Toll free number: **877-917-7127**

Participant passcode: **CENSUS**

Webinar Presented on April 27, 2011

Speakers

- Nelson S. Colón, State and Governmental Programs Liaison
- Louisa F. Miller, assistant division chief, Census Programs, Population Division
- Rob Chestnut, chief, Requirements and Stakeholder Relations Branch, Decennial Systems Contract Management Office

Topics

- New data in the 2010 Census Demographic Profile
- Geography
- Release dates for the Demographic Profile
- How to find the Demographic Profile on American FactFinder
- Release logistics

2010 Demographic Profile

- Brief summary of data
- Similar content as the Census 2000 Profile
- Expanded to show more data
- Comparable 2000 data in Demographic Profile or Summary File 1

Age and Sex

NEW!

Total population

Under 5 years
5 to 9 years
10 to 14 years
...
75 to 79 years
80 to 84 years
85 years and over

Male

Under 5 years
5 to 9 years
10 to 14 years
...
75 to 79 years
80 to 84 years
85 years and over

Female

Under 5 years
5 to 9 years
10 to 14 years
...
75 to 79 years
80 to 84 years
85 years and over

POPULATION

16 YEARS AND OVER BY SEX
18 YEARS AND OVER BY SEX
21 YEARS AND OVER BY SEX
62 YEARS AND OVER BY SEX
65 YEARS AND OVER BY SEX

MEDIAN AGE BY SEX

Both sexes
Male
Female

2000 SF-1 tables: P12, PCT12

Race

Total population

One Race

White

Black or African American

American Indian and Alaska Native

Asian

Asian Indian

Chinese

Filipino

Japanese

Korean

Vietnamese

Other Asian

Native Hawaiian and Other Pacific Islander

Native Hawaiian

Guamanian or Chamorro

Samoa

Other Pacific Islander

Some Other Race

Two or More Races

White; American Indian and Alaska Native

White; Asian

White; Black or African American

White; Some Other Race

NEW!

Detailed Asian checkbox groups

Detailed Native Hawaiian and Other Pacific Islander checkbox groups

2000 SF-1 tables: P3, PCT5, PCT8

Hispanic or Latino Origin

NEW!

Total population

- Hispanic or Latino (of any race)
 - Mexican
 - Puerto Rican
 - Cuban
 - Other Hispanic or Latino
- Not Hispanic or Latino

**Detailed Hispanic origin
checkbox groups**

2000 SF-1 table: PCT11

Questions on race and Hispanic origin?

“Webinar: Race and Hispanic Origin in the 2010 Census”

http://2010.census.gov/news/pdf/03-22-2011_webinar_slides.pdf

Relationship to Householder

Total population

In households

Householder

Spouse

Child

Own child under 18 years

Other relative

Under 18 years

65 years and over

Nonrelative

Under 18 years

65 years and over

Unmarried partner

In group quarters

Institutionalized population

Male

Female

Noninstitutionalized population

Male

Female

NEW!

2000 SF-1 tables:
P27, P29, P30,
P38, PCT15

Households by Type

Total households

Family households (families)

With own children under 18 years

Husband-wife family

With own children under 18 years

Male householder, no wife present

With own children under 18 years

Female householder, no husband present

With own children under 18 years

Nonfamily households

Householder living alone

Male

65 years and over

Female

65 years and over

Households with individuals under 18 years

Households with individuals 65 years and over

NEW!

**AVERAGE HOUSEHOLD
SIZE**

AVERAGE FAMILY SIZE

2000 SF-1 tables:

P17, P19, P20,

P23, P30, P33

Housing Occupancy and Vacancy Rates

NEW!

Total housing units

Occupied housing units

Vacant housing units

For rent

Rented, not occupied

For sale only

Sold, not occupied

For seasonal, recreational, or occasional use

All other vacants

HOMEOWNER VACANCY RATE

RENTAL VACANCY RATE

2000 SF-1 tables: H4, H5

Housing Tenure **NEW!**

Owner-occupied housing units

Population in owner-occupied housing units

Average household size of owner-occupied units

Renter-occupied housing units

Population in renter-occupied housing units

Average household size of renter-occupied units

2000 SF-1 tables: H4, H11, H12,

Geography

- United States
- Regions
- Divisions
- States
- Counties
- Functioning Minor Civil Divisions (20 States)
- Places (Incorporated and Census Designated Places)
- American Indian and Alaska Native Areas
- Hawaiian Home Lands
- Core Based Statistical Areas
- Congressional Districts
- State Legislative Districts

Release of the Demographic Profiles

- First 13 states (or state equivalents) to be released the first week of May:
 - District of Columbia
 - Florida
 - Kentucky
 - Maine
 - Massachusetts
 - Michigan
 - Mississippi
 - New Mexico
 - North Dakota
 - Rhode Island
 - South Carolina
 - Tennessee
 - West Virginia
- National Data:
 - Released with the last 13 states during the last week of May

Demographic Profiles Availability

- Demographic Profiles:
 - Available in American FactFinder
- Demographic Profiles Summary File:
 - Available via FTP

Accessing Demographic Profiles using American FactFinder

<http://factfinder2.census.gov/main.html>

Step – 1: Make “Your Selections”

The image displays two overlapping screenshots of the U.S. Census Bureau American FactFinder website. The top screenshot shows the main navigation menu with 'MAIN' highlighted in a red circle. The bottom screenshot shows the search results page with the 'Topics' dropdown menu highlighted in a red box. The search results table lists various datasets with columns for ID, Title, and Dataset.

ID	Title	Dataset
BOGEO	BizOps Geo Content Set	2010 Redistricting Data SF (PL 94-171)
BOGEO0P	BizOps Geo Content Set	2010 Demographic Profile SF
DP-1	Profile of General Population and Housing Characteristics: 2010	2010 National Redistricting Data SF
QT-PL	Race, Hispanic or Latino, Age, and Housing Occupancy: 2010	2010 Redistricting Data SF (PL 94-171)
QT-PL	Race, Hispanic or Latino, Age, and Housing Occupancy: 2010	2010 Demographic Profile SF
DP1	SEX AND AGE	2010 Demographic Profile SF
DP10	HISPANIC OR LATINO BY SPECIFIC ORIGIN	2010 Demographic Profile SF
DP11	HISPANIC OR LATINO AND RACE	2010 Demographic Profile SF
DP12	RELATIONSHIP	2010 Demographic Profile SF
DP13	HOUSEHOLDS BY TYPE	2010 Demographic Profile SF
DP14	HOUSEHOLDS WITH INDIVIDUALS UNDER 18 YEARS	2010 Demographic Profile SF
DP15	HOUSEHOLDS WITH INDIVIDUALS 65 YEARS AND OVER	2010 Demographic Profile SF
DP16	AVERAGE HOUSEHOLD SIZE	2010 Demographic Profile SF

- From the Main page:
- Select “Topics”
 - The Search Results page displays

Step – 2: Select a Year & Dataset

MAIN SEARCH WHAT WE PRO

Search - Use the options on t

Your Selections

'Your Selections' is empty

Search within Results for...

GO

Topics ?

- + People
- + Housing
- + Business and Industry
- Year
 - 2000 (6,922)
 - 2002 (724)
 - 2004 (18)
 - 2005 (2,501)
 - 2006 (2,587)
 - 2007 (5,262)
 - 2008 (5,134)
 - 2010 (79)**
- + Product Type
- + Program
- + Dataset

Include archived products ?

MAIN SEARCH WHAT WE PR

Search - Use the options on

Your Selections

Year:
2010 +

clear all selections

Search within Results for...

GO

Topics ?

- + People
- + Housing
- + Year
- + Product Type
- + Survey
- Dataset
 - 2010 Redistricting Data SF (PL 94-171) (26)
 - 2010 Demographic Profile SF (26)**
 - 2010 National Redistricting Data SF (27)

Include archived products ?

Expand “Year”:

- Select “2010”

Expand “Dataset”:

- Select “2010 Demographic Profile SF”

Step – 2: Select a Year & Dataset

The screenshot shows the Factfinder search interface. At the top, there are navigation tabs: MAIN, SEARCH (highlighted), WHAT WE PROVIDE, and USING FACTFINDER. On the right, there are links for Feedback, FAQs, Glossary, and Help. Below the navigation is a search instruction: "Search - Use the options on the left (search, topics, geographies, ...) to find the data you're looking for".

On the left side, there are several filters:

- Your Selections:** A red box highlights this section, which shows "Year: 2010" and "Dataset: 2010 Demographic Profile SF". A "clear all selections" link is at the bottom.
- Search within Results for...:** A search box with a "GO" button.
- Topics:** A dropdown menu with options for People, Housing, Product Type, and Dataset. Under Dataset, there are links for "2010 Redistricting Data SF (PL 94-171) (26)" and "2010 National Redistricting Data SF (27)". There is also a checkbox for "Include archived products".
- Geographies:** A button labeled "Geographies (states, counties, places, ...)" with a right-pointing arrow.

The main content area shows a note: "Note that 2010 Population Totals are included in most tables from the 2010 Redistricting Data." Below this is a "Search Results: 1-1 of 1" section. It includes a "Selected:" header with icons for View, Download, Compare, and Clear All. Below is a table with the following data:

ID	Title	Dataset	About
DP-1	Profile of General Population and Housing Characteristics: 2010	2010 Demographic Profile SF	

Below the table is another "Selected:" header with the same icons. The "Dataset" column in the table is highlighted with a red box.

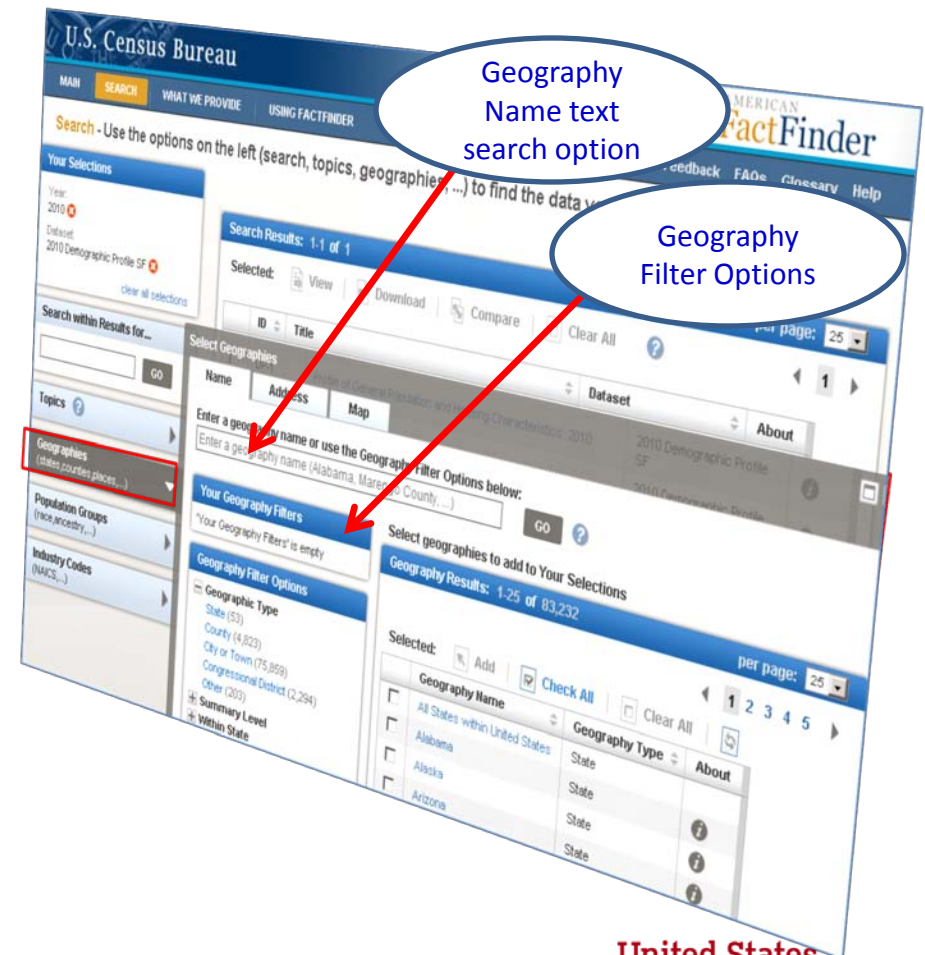
“Your Selections” and your “Search Results” are updated.

- Only the 2010 Demographic Profile Summary File tables display in the Search Results list

Step – 3: (Optional) Select Geographies

Select “Geographies”:

- The Geographies Search overlay window displays
- Your Search Results remain behind the overlay
- Use the Geography Name text search option or Geography Filter Options to select Geographies



Step – 3: (Optional) Select Geographies

EXAMPLE: Select “All Counties in Kentucky”

- Use the Geography Filter Options to select “Your Geography Filters”
 - Select the Geographic Type “County”
 - Your Geography Filters & Geography Results are updated
- Select “All Counties in Kentucky”
 - Close the Geographies Search overlay window
 - “Your Selections” & “Search Results” are updated

Geographic Type: County

Geography Filter Options

- Within State
- Within Region
- Within Division
- Within County
- Type of County
- Within Combined Statistical Area
- Type of Metropolitan Statistical Area
- Within Metropolitan Statistical Area
- Within Metropolitan Division

Geographic Type

- State (53)
- County (4,823)
- City or Town (73,859)
- Congressional District (2,294)
- Other (203)

Summary Level

Geographic Component

Geography Name	Geography Type	About
<input type="checkbox"/> All Counties within United States	County	
<input type="checkbox"/> All Counties within Alabama	County	
<input type="checkbox"/> All Counties within Alaska	County	
<input type="checkbox"/> All Counties within Arizona	County	
<input type="checkbox"/> All Counties within Arkansas	County	
<input type="checkbox"/> All Counties within California	County	
<input type="checkbox"/> All Counties within Colorado	County	
<input type="checkbox"/> All Counties within Connecticut	County	

<input type="checkbox"/> All Counties within Idaho	County	
<input type="checkbox"/> All Counties within Illinois	County	
<input type="checkbox"/> All Counties within Indiana	County	
<input type="checkbox"/> All Counties within Iowa	County	
<input type="checkbox"/> All Counties within Kansas	County	
<input checked="" type="checkbox"/> All Counties within Kentucky	County	
<input type="checkbox"/> All Counties within Louisiana	County	
<input type="checkbox"/> All Counties within Maine	County	
<input type="checkbox"/> All Counties within Maryland	County	
<input type="checkbox"/> All Counties within Massachusetts	County	
<input type="checkbox"/> All Counties within Michigan	County	
<input type="checkbox"/> All Counties within Minnesota	County	

Step – 4: Select & View Products

U.S. Census Bureau AMERICAN FactFinder

MAIN SEARCH WHAT WE PROVIDE USING FACTFINDER Feedback FAQs Glossary Help

Search - Use the options on the left (search, topics, geographies, ...) to find the data you're looking for

Your Selections

Year: 2010

Dataset: 2010 Demographic Profile SF

County: All Counties within Kentucky

clear all selections

Search within Results for...

Topics

- People
- Housing
- Product Type
- Dataset

Include archived products

Geographies (states, counties, places, ...)

Population Groups (age, ethnicity, ...)

Note that 2010 Population Totals are included in most tables from the 2010 Redistricting Data.

Search Results: 1-1 of 1 per page: 25

Selected: View Download Compare Clear All

ID	Title	Dataset	About
<input type="checkbox"/>	DP-1 Profile of General Population and Housing Characteristics: 2010	2010 Demographic Profile SF	?

Selected: View Download Compare Clear All

Select the Demographic Profile Summary File table from the Search Results list:

- Click on the hyperlinked table Title to view the table

OR

- Use the checkbox and the “View” button to view the table

Note: Use the **Download** option to download the table in a database compatible format from the **Search Results** page.

Step – 4: Select & View Products

Data Set

2010 Demographic Profile Data

Table

DP-1 - Profile of General Population and Housing Characteristics: 2010



Subject	Number	Percent
SEX AND AGE		
Total population		
Under 5 years		
5 to 9 years		
10 to 14 years		
15 to 19 years		
20 to 24 years		
25 to 29 years		
30 to 34 years		
35 to 39 years		





The selected table is displayed;


- Use the “Actions” menu options to:
 - **Modify Table**
 - **Bookmark**
 - **Download**
 - **Create Map** (only applies when you have 2 or more “like” geography types selected (i.e., 2 or more counties, 2 or more states, etc.)
 - View Table Notes**

← BACK TO SEARCH Result 1 of 1 VIEW ALL

DP-1 | Profile of General Population and Housing Characteristics: 2010 ⓘ
2010 Demographic Profile Data

Table View  | Map View 

Actions:  [Modify Table](#) |  [Bookmark](#) |  [Download](#) |  [Create a Map](#)

 [View Table Notes](#)

Accessing the Census 2000 Demographic Profile for Comparison

Step – 1: Make “Your Selections”



- From the Main page:**
- Select “Topics”
 - The Search Results page displays

Step – 2: Select a Year & Dataset

MAIN SEARCH WHAT WE PRO

Search - Use the options on t

Your Selections

'Your Selections' is empty

Search within Results for...

GO

Topics ?

- + People
- + Housing
- + Business and Industry
- Year
 - 2000 (6,922)
 - 2002 (724)
 - 2004 (18)
 - 2005 (2,501)
 - 2006 (2,587)
 - 2007 (5,262)
 - 2008 (5,134)
 - 2010 (79)
- + Product Type
- + Program
- + Dataset

Include archived products ?

Your Selections

Year:
2000 ✖

clear all selections

Search within Results for...

GO

Topics ?

- + People
- + Housing
- + Year
- + Product Type
- + Survey
- Dataset
 - 2000 SF1 100% Data (600)
 - 2000 SF2 100% Data (185)
 - 2000 SF3 Sample Data (1,102)
 - 2000 SF4 Sample Data (564)
 - 2000 Redistricting Data SF (PL 94-171) (11)
 - 2000 110th Congress Sample Data (891)
 - 2000 110th Congress 100% Data (340)
 - 2000 State Legislative Districts 100% Data (312)
 - 2000 Count Question Resolution (5)
 - 2000 American Indian and Alaska Native SF (364)

Expand “Year”:

- Select “2000”

Expand “Dataset”:

- Select “2000 SF 1 100% Data”

Step – 2: Select a Year & Dataset

U.S. Census Bureau AMERICAN FactFinder

MAIN SEARCH WHAT WE PROVIDE USING FACTFINDER Feedback FAQs Glossary Help

Search - Use the options on the left (search, topics, geographies, ...) to find the data you're looking for

Your Selections

Year:
2000 ✕

Dataset:
2000 SF1 100% Data ✕

[clear all selections](#)

Search within Results for...

Topics ?

- People
- Housing
- Product Type
- Dataset
 - 2000 SF2 100% Data (185)
 - 2000 SF3 Sample Data (1,102)
 - 2000 SF4 Sample Data (564)
 - 2000 Redistricting Data SF (PL 94-171) (11)
 - 2000 110th Congress Sample Data (891)
 - 2000 110th Congress 100% Data (340)
 - 2000 State Legislative Districts 100% Data (312)
 - 2000 Count Question Resolution (5)

Search Results: 1-25 of 600 per page: 25

Selected: ?

	ID	Title	Dataset	About
<input type="checkbox"/>	DP-1	Profile of General Demographic Characteristics: 2000	2000 SF1 100% Data	i
<input type="checkbox"/>	QT-H1	General Housing Characteristics: 2000	2000 SF1 100% Data	i
<input type="checkbox"/>	QT-H2	Tenure, Household Size, and Age of Householder: 2000	2000 SF1 100% Data	i
<input type="checkbox"/>	QT-H3	Household Population and Household Type by Tenure: 2000	2000 SF1 100% Data	i
<input type="checkbox"/>	QT-P1	Age Groups and Sex: 2000	2000 SF1 100% Data	i
<input type="checkbox"/>	QT-P10	Households and Families: 2000	2000 SF1 100% Data	i
<input type="checkbox"/>	QT-P11	Household Relationship and Group Quarters Population: 2000	2000 SF1 100% Data	i
<input type="checkbox"/>	QT-P12	Group Quarters Population by Sex, Age, and Type of Group Quarters: 2000	2000 SF1 100% Data	i
<input type="checkbox"/>	QT-P2	Single Years of Age Under 30 Years and Sex: 2000	2000 SF1 100% Data	i
<input type="checkbox"/>	QT-P3	Race and Hispanic or Latino: 2000	2000 SF1 100% Data	i

“Your Selections” and your “Search Results” are updated.

- The 2000 Demographic Profile displays at the top of your Search Results list

2010 Census Data Products: At a Glance

www.census.gov/population/www/cen2010/glance/index.html


Planned Release Date ¹	Data Products	Lowest Level Geography
<p><u>States:</u> Released February 3, 2011— March 24, 2011</p> <p><u>National:</u> APR 14, 2011</p>	<p>2010 Census Redistricting Data (P.L. 94-171) Summary File:</p> <ul style="list-style-type: none"> • State population counts for race and Hispanic or Latino categories • State housing unit counts by occupancy status (occupied units, vacant units) <p><i>Media: Internet tables, DVD, download capability</i></p> <p>National Summary File of Redistricting Data:</p> <ul style="list-style-type: none"> • Population and housing unit counts for the United States, regions, divisions, and American Indian, Alaska Native, and Native Hawaiian Areas <p><i>Media: Internet tables, download capability</i></p>	<p>Blocks</p> <p>American Indian, Alaska Native, and Native Hawaiian areas</p>
<p>MAY 2011</p>	<p>Demographic Profile:</p> <ul style="list-style-type: none"> • Selected population and housing characteristics • Includes Congressional Districts of the 111th Congress <p><i>Media: Internet quick tables, download capability</i></p>	<p>Places/Functioning Minor Civil Divisions²</p>
<p><u>States:</u> JUN 2011 – AUG 2011</p> <p><u>National Update:</u> NOV 2011</p>	<p>Summary File 1 (SF 1):</p> <ul style="list-style-type: none"> • Population counts for 63 race categories and Hispanic or Latino..... • Population counts for many detailed race and Hispanic or Latino categories, and American Indian and Alaska Native tribes..... • Selected population and housing characteristics..... <p>National Update:</p> <ul style="list-style-type: none"> • Counts for the United States, regions, divisions, and geographic areas that cross state lines such as American Indian Areas and Core-Based Statistical Areas 	<p>Blocks</p> <p>Census Tracts</p> <p>Blocks/Census Tracts</p> <p>American Indian Areas</p>

Data Release Process

- Thirteen states per week (Thursday mornings)
- Week-ahead announcement

Additional Resources: Online Press Kit

<http://2010.census.gov/news/press-kits/demographic-profiles.html>



2010 Census Home | Press & Media | Partners > Students

NEWS | **PRESS KITS** | EVENTS | MULTIMEDIA | PRESS CONTACTS 🔍

Releases

- Census Tests
- Census in Schools
- Dress Rehearsal
- En Español
- Jobs
- Media Advisories
- Operations
- Road Tour

Read. Watch. Connect.

- Questions and Answers
- Director's Blog
- Connect with Us
- Multimedia Center

Demographic Profiles

 [Print](#) |  [Share this page](#) | [A A A](#)

Released on a flow basis during the month of May

Webinar — Wednesday, April 27, 2011
[Media Advisory](#)
Archived Webinar (Available 24 hours after Webinar)

Speakers:
Louisa Miller, assistant division chief, Census Programs, Population Division
Rob Chestnut, chief, Requirements and Stakeholder Relations Branch, Decennial Systems Control Management Office

1 p.m. Webinar (Media):
Audio conference — access information
Toll free number: 888-942-9649
Participant passcode: CENSUS
Questions and answers are limited to media

Release

Contact:
[Public Info](#)
301-763-3

Contact Us

National Partnerships

301-763-7891

david.l.wycinsky.jr@census.gov

Advisory Committee

301-763-2070

jeri.green@census.gov

SDC/CIC

301-763-1305

Email your liaison

FSCPE

301-763-6149

donnette.d.willis@census.gov

OCIA

301-763-6100

Email your liaison

Census Call Center

301-763-4636