

THE PATENT REVIEW PROCESSING SYSTEM (PRPS) – QUICK START GUIDE

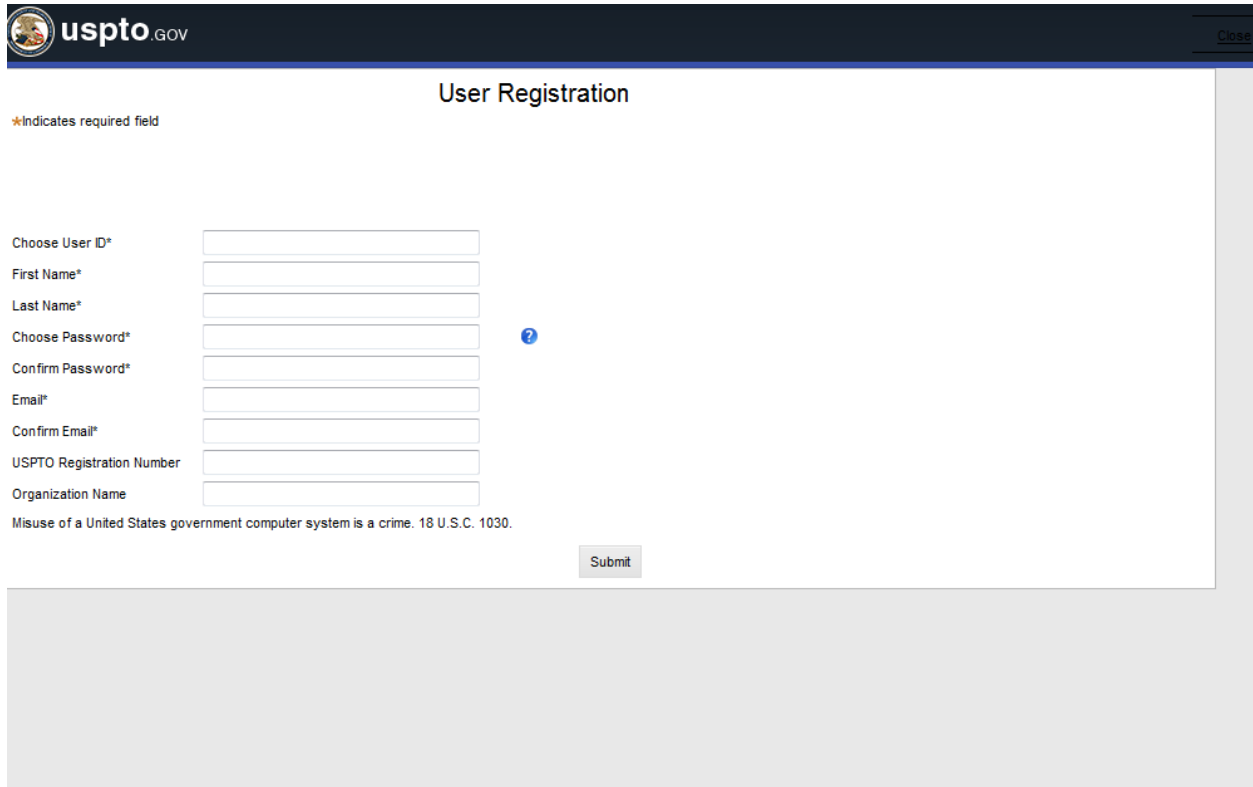
I. Searching

- Select “Search for a proceeding / Browse the proceedings?” from the main page
- Available to the public without registration
- Search by trial number or patent number
- Search for all cases of a particular type by entering the trial type (e.g., “IPR”, “PGR,” or “CBM”)
- Filter results by party name, trial date, and filing date

The screenshot shows the uspto.gov website interface. At the top left is the uspto.gov logo. Below it is a search form titled "Search For a Case". The form has two input fields: "Trial Number" and "Patent Number". Below the "Patent Number" field is a blue question mark icon. There are "Clear" and "Search >>" buttons. Below the search form is a "Filter My Cases By" section with three expandable options: "Party Name", "Trial Date", and "Filing Date". There are "Clear" and "Filter Results" buttons. To the right of the search form, a message reads: "Please enter a trial number (or part of a trial number) or a patent number." The background of the page is light gray.

II. User Registration

- Select “Register” from the main page
- Users must register to be able to file a petition and participate in a case as a petitioner or patent owner
- Anyone can register (not just registered practitioners)
- Do not need to register to search cases and view public documents



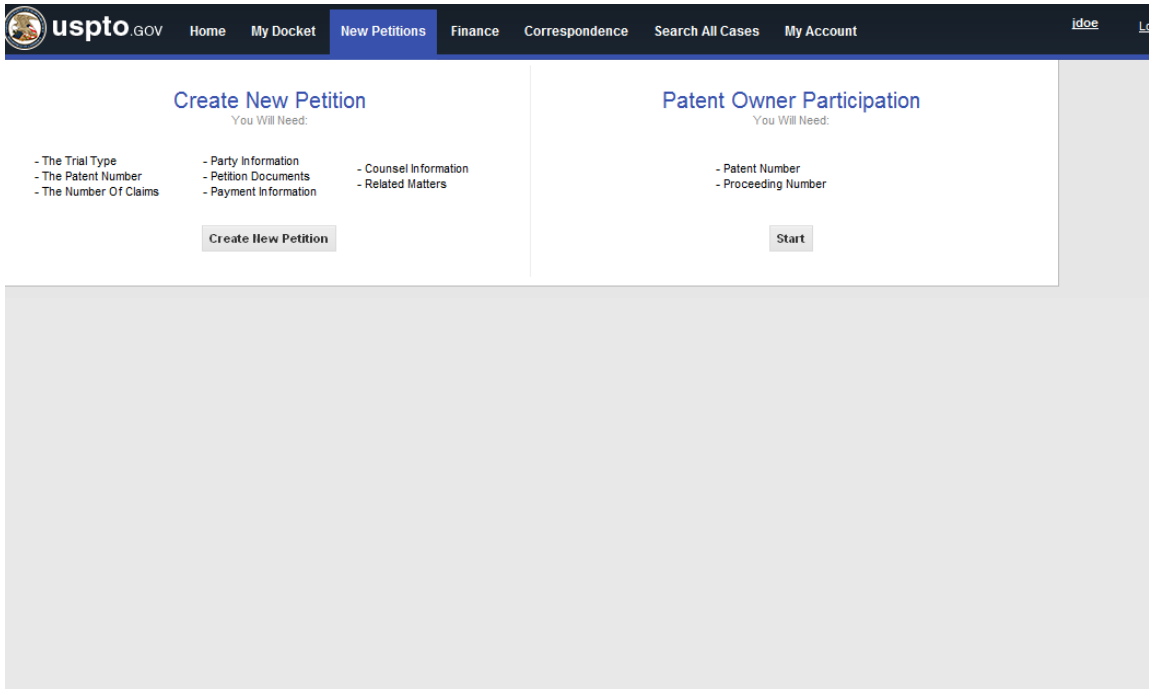
The screenshot shows the USPTO user registration page. At the top left is the USPTO logo and the text "uspto.GOV". At the top right is a "Close" button. The main heading is "User Registration". Below the heading is a legend: "★Indicates required field". The form contains the following fields:

- Choose User ID* (required)
- First Name* (required)
- Last Name* (required)
- Choose Password* (required) with a help icon (?)
- Confirm Password* (required)
- Email* (required)
- Confirm Email* (required)
- USPTO Registration Number
- Organization Name

At the bottom left of the form area, there is a disclaimer: "Misuse of a United States government computer system is a crime. 18 U.S.C. 1030." At the bottom right of the form area is a "Submit" button.

III. Filing a Petition

- Select the “New Petitions” tab and then the “Create New Petition” option



- Enter trial type, patent number, statutory ground(s) for challenge, number of challenged claims, and list of challenged claims

The screenshot shows the 'Trial and Patent Information' form on the USPTO website. The form includes the following fields and options:

- Trial Type:** A dropdown menu with 'IPR - Inter Partes Review' selected.
- Patent Number:** A text input field containing '5000000' and a 'Find Patent' button.
- Patent Confirmation:** A box containing the following information:
 - Patent Number: 5000000
 - Application Number: 07352062
 - Patent Title: ETHANOL PRODUCTION BY ENGINEERED MICROBES
 - Patent Issue Date: 3/19/1991
 - Filing Date: 5/15/1989
 - First Named Inventor: LONNIE INGRAM
 - Patent Owner:
 - Number Of Claims: 34
 - Tech Center: 1800
- Please verify you entered the correct patent number.
- Note: The trial type and patent number cannot be changed once the request has been submitted.
- Statutory Ground(s) for Challenge (Check all that apply):**
 - 35 U.S.C. § 102
 - 35 U.S.C. § 103
- Number of Challenged Claims:** A text input field.
- List of Challenged Claims:** A text input field with the example 'Example: 1,2,3 or 5-10'.

At the bottom of the form, there is a 'Submit' button and a timestamp: 'Saved on: 9/11/12 7:10 AM'.

- Enter Party Information, Petition Documents, Payment, Counsel Information, and Related Matters using the sections appearing on the left menu
- Review petition using the “Review Petition” option
- After reviewing the petition, submit petition
- Save the petition by selecting the “Save” option (incomplete petitions kept for 30 days)
- Withdraw petition by selecting the “Withdraw Petition” option
- Submitted petition will be reviewed by a Board paralegal for statutory and regulatory compliance

The screenshot shows the USPTO website interface for case IPR2012-00278. The top navigation bar includes links for Home, My Docket, New Petitions, Finance, Correspondence, Search All Cases, My Account, and the current case ID. A left-hand menu lists sections: Petition Information (Party Information, Petition Documents), Payment Information (Payment), Other Information (Counsel Information, Related Matters), and Review Petition (Review Petition). The main content area displays case details: Proceeding IPR2012-00278, Patent 5000000, No of Challenged Claims 34, Status Open, Petitioner Technology Center, Patent Owner 1800, and Filing Date. The 'Real Party In Interest' form is active, with fields for Party Type (Organization), Organization Name, Country (UNITED STATES), Address Line 1 and 2, City, State (Select...), and Postal Code. Contact information fields for Email, Phone Number, and Fax Number are also present. Below the main form is a section for 'Additional Real Party in Interest' which currently shows 'No items' and an 'Add Real Party In Interest' button. At the bottom of the page, there is a 'Saved on: 9/11/12 7:12 AM' timestamp, a 'Save' button, a 'Next >>' button, and a 'Withdraw Petition' button.

IV. Fee Payment

- Payment options: deposit account, credit card, debit card, and electronic funds transfer (EFT)
- Make multiple payments using the “Add Another Payment” option

uspto.GOV Home My Docket New Petitions Finance Correspondence Search All Cases My Account IPR2012-00300 Close idoe Lo

Upload Document

* Indicates Required Fields

Proceeding	IPR2012-00300	Patent	5000000	No of Challenged Claims	34	Status	Open
Petitioner		Patent Owner	Technology Center	1800	Filing Date	Trial Date	

Petition Information
Party Information
Petition Documents

Payment Information
Payment

Other Information
Counsel Information
Related Matters

Review Petition
Review Petition

Make Payment

Payment Instructions
Please have your payment details ready before starting the payment process.
Partial payment over multiple sessions is not acceptable.
Complete payment must be made in one session.

Petition Fee: \$35,600.00
Total Amount: \$0.00
Payment Due: \$35,600.00
Number of Claims: 34

Payment Due: \$35,600.00

Payment Method:* Select... ?

Amount:* \$

Add Another Payment

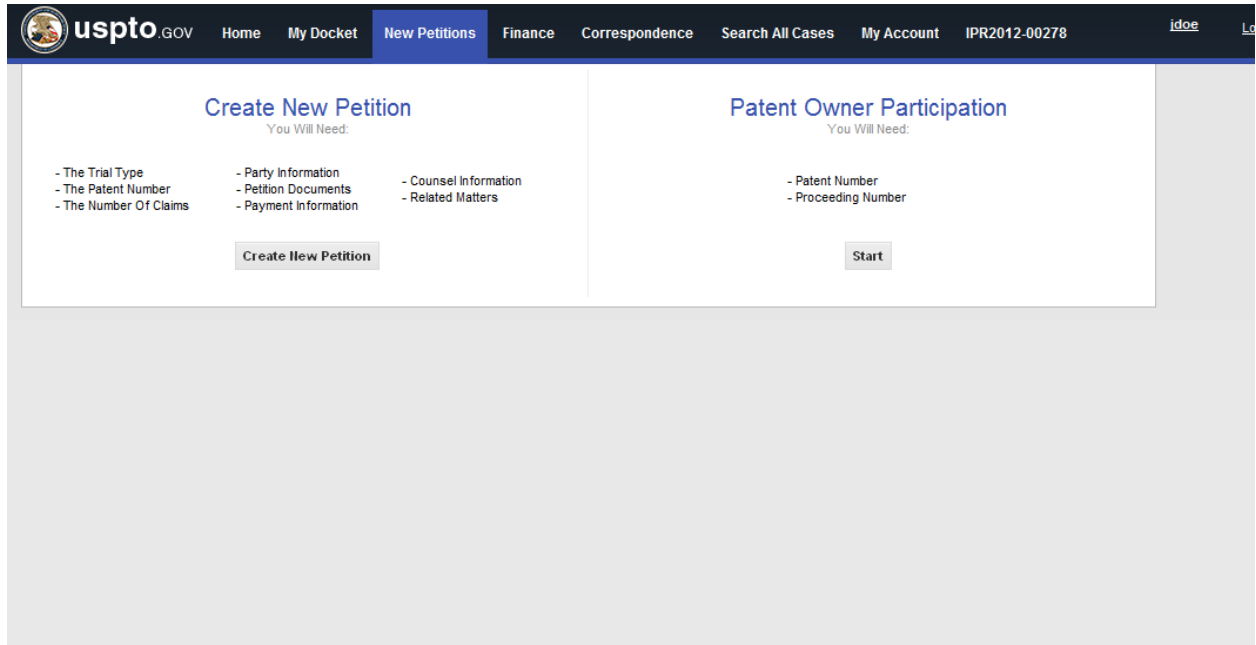
Submit Payment

Payment must match fee amount

Saved on: 9/12/12 1:28 PM << Back Save Next >> Withdraw Petition

V. Patent Owner Participation

- Select the “New Petitions” tab and then the “Patent Owner Participation” option



The screenshot displays the USPTO website interface. At the top, a dark blue navigation bar contains the USPTO logo and the text 'uspto.GOV'. To the right of the logo are several menu items: 'Home', 'My Docket', 'New Petitions' (highlighted in blue), 'Finance', 'Correspondence', 'Search All Cases', 'My Account', and 'IPR2012-00278'. On the far right of the navigation bar, the name 'idoe' and a 'Log Out' link are visible.

Below the navigation bar, the main content area is divided into two columns. The left column is titled 'Create New Petition' and lists the following requirements under 'You Will Need:':

- The Trial Type
- The Patent Number
- The Number Of Claims
- Party Information
- Petition Documents
- Payment Information
- Counsel Information
- Related Matters

A 'Create New Petition' button is located at the bottom of this column. The right column is titled 'Patent Owner Participation' and lists the following requirements under 'You Will Need:':

- Patent Number
- Proceeding Number

A 'Start' button is located at the bottom of this column.

- Enter initial information in the Patent Owner Identification screen
- A Board paralegal will then verify that the user is in fact the patent owner or the patent owner’s representative and send an e-mail notification
- Patent owner can then login, access the case, and enter mandatory notice information
- The system will require the patent owner to upload a file as a preliminary response at the time of filing the mandatory notice information. However, a preliminary response is not required by rules until three months from the Notice of Filing Date Accorded to Petition. Therefore, patent owner instead can simply file a blank paper or a paper stating that the preliminary response will be filed at a later date
- Upload documents (e.g., preliminary response) by selecting the “Upload Document” option

uspto .GOV Home My Docket New Petitions Finance Correspondence Search All Cases My Account IPR2012.00278 New Close

* Indicates Required Fields

Patent Owner Identification

Are you the Patent Owner or the Patent Owner's Representative?
 Yes No

Are You Or Counsel?
 Counsel

Registration Number*

File:

Power of Attorney

Party Information

Party Type* Individual

First Name*

Last Name*

Country* UNITED STATES

Address Line 1*

Address Line 2*

City*

State* Select...

Postal Code*

Email*

Phone Number*

Fax Number:

Find Proceedings By Patent Number

Enter Your Patent Number*

Your Submission will be reviewed before approval.

Giving false or misleading information to the United States government is a crime. 18 U.S.C. 1001.