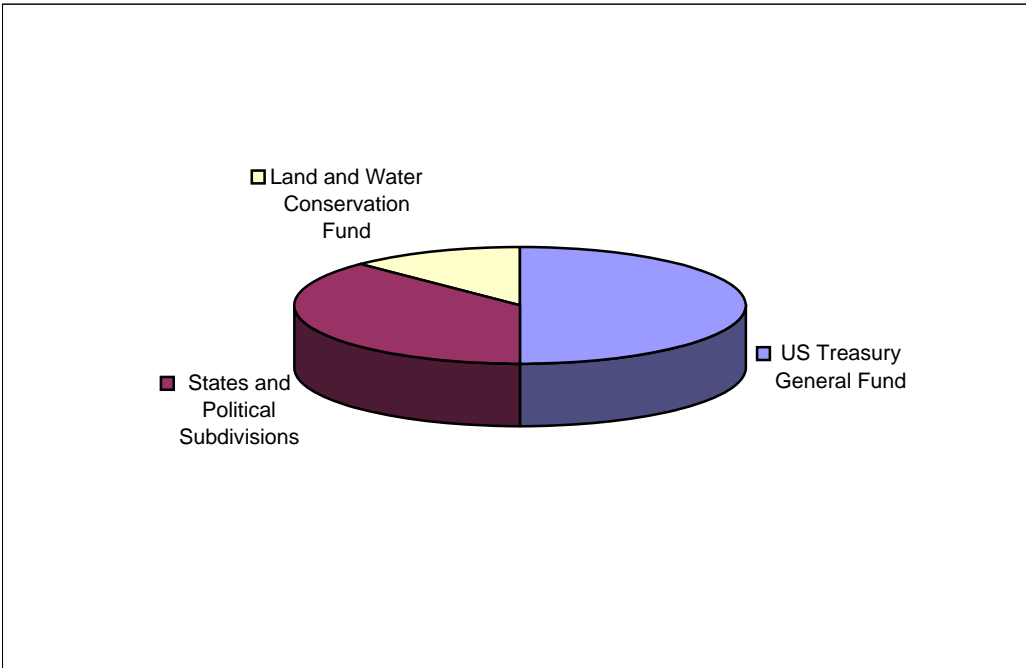


**Gulf Of Mexico Energy Security Act of 2006
Fiscal Year 2008 Allocations ¹**

Description	Amount Allocated	% of Allocation
GoMESA Revenues	\$ 68,559,396.08	
Less: Escalating Rentals ²	1,252,620.15	
Total Qualified GoMESA Revenues	\$ 67,306,775.93	
US Treasury General Fund	\$ 33,653,387.80	50.0%
States and Political Subdivisions	\$ 25,240,041.04	37.5%
Land and Water Conservation Fund ³	\$ 8,413,347.09	12.5%
Total Qualified GoMESA Revenues	\$ 67,306,775.93	100.0%



¹ Qualified GOMESA revenues are disbursed to the U.S. Treasury and to the Land and Water Conservation Fund in the month following the month of receipt, and to States and Coastal Political Subdivisions in the Fiscal Year following the year of receipt.

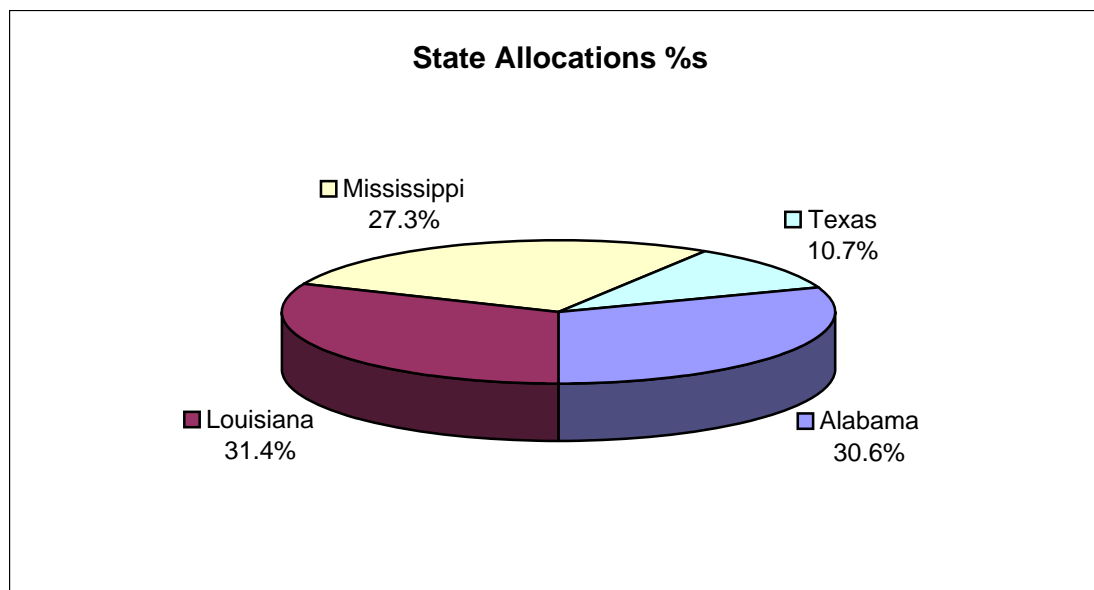
² Escalating Rents are excluded as provided by law.

³ The Gulf of Mexico Energy Security Act (P.L. 109-432 105 (a)(2)(B)) designates these funds as income to the Land and Water Conservation Fund (LWCF). Total LWCF income plus offshore receipts provide the \$900 million annual funding level authorized by 16 U.S.C. 4601-5(c)

Click on the Producing State Name to See the CPS Detail for that State

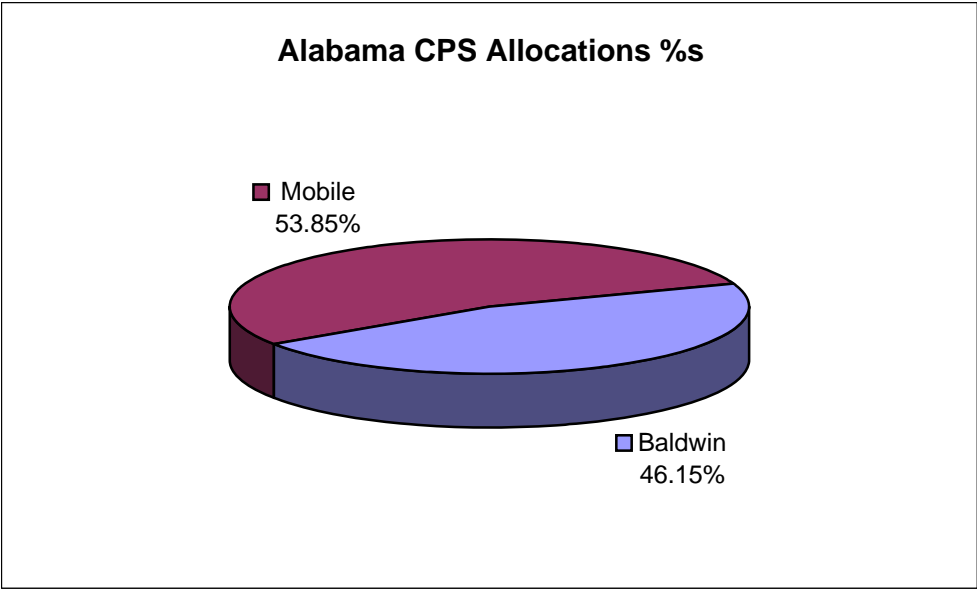
Gulf of Mexico Energy Security Act of 2006 Fiscal Year 2008 Allocations

Producing State	% Allocation	Total Allocation	Amount Direct to States	Amount Direct to CPSs
Alabama	30.60%	\$ 7,723,845.31	\$ 6,179,076.25	\$ 1,544,769.06
Louisiana	31.44%	\$ 7,934,151.41	\$ 6,347,321.13	\$ 1,586,830.28
Mississippi	27.27%	\$ 6,882,794.75	\$ 5,506,235.80	\$ 1,376,558.95
Texas	10.69%	\$ 2,699,249.57	\$ 2,159,399.65	\$ 539,849.92
Total All 4 States	100.00%	\$ 25,240,041.04	\$ 20,192,032.83	\$ 5,048,008.21



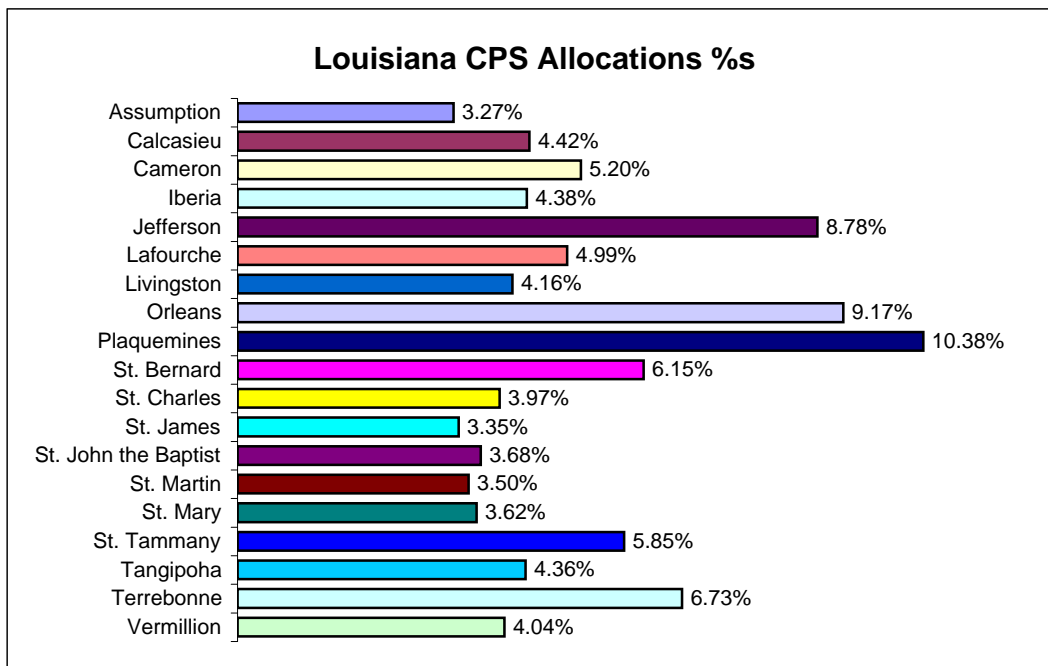
Gulf of Mexico Energy Security Act of 2006 Fiscal Year 2008 Allocations - Alabama CPS

Coastal Political Subdivision (CPS)	% Allocation	Total Allocation
Baldwin	46.15%	\$ 712,876.87
Mobile	53.85%	\$ 831,892.19
Total Alabama CPS	100.00%	\$ 1,544,769.06



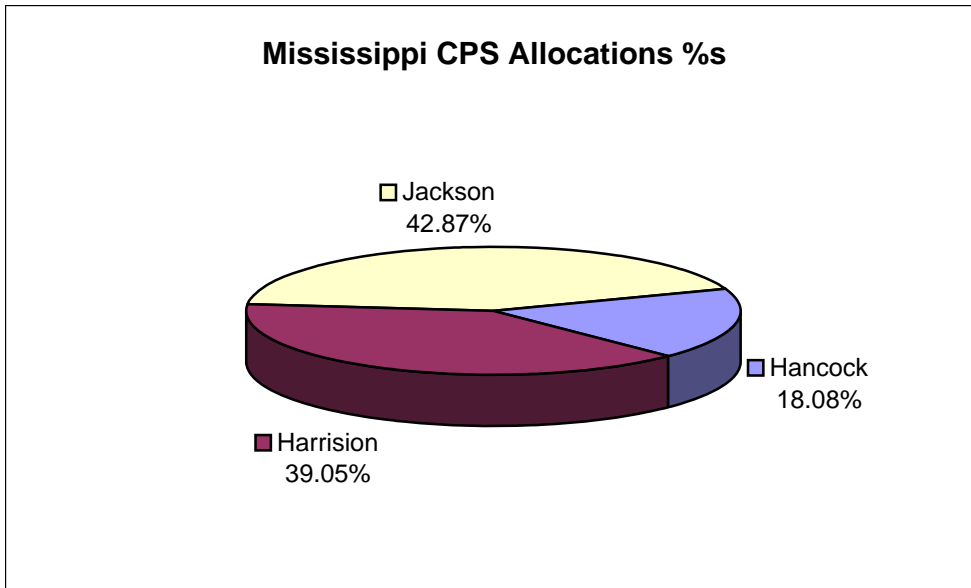
Gulf of Mexico Energy Security Act of 2006 Fiscal Year 2008 Allocations - Louisiana CPS

Coastal Political Subdivision (CPS)	% Allocation	Total Allocation
Assumption	3.27%	\$ 51,906.72
Calcasieu	4.42%	\$ 70,168.39
Cameron	5.20%	\$ 82,446.35
Iberia	4.38%	\$ 69,563.09
Jefferson	8.78%	\$ 139,357.71
Lafourche	4.99%	\$ 79,152.27
Livingston	4.16%	\$ 66,022.77
Orleans	9.17%	\$ 145,552.11
Plaquemines	10.38%	\$ 164,699.67
St. Bernard	6.15%	\$ 97,611.44
St. Charles	3.97%	\$ 62,920.89
St. James	3.35%	\$ 53,198.55
St. John the Baptist	3.68%	\$ 58,394.56
St. Martin	3.50%	\$ 55,598.09
St. Mary	3.62%	\$ 57,445.49
St. Tammany	5.85%	\$ 92,883.26
Tangipoha	4.36%	\$ 69,183.81
Terrebonne	6.73%	\$ 106,721.76
Vermillion	4.04%	\$ 64,003.35
Total Louisiana CPS	100.00%	\$ 1,586,830.28



Gulf of Mexico Energy Security Act of 2006 Fiscal Year 2008 Allocations - Mississippi CPS

Coastal Political Subdivision (CPS)	% Allocation	Total Allocation
Hancock	18.08%	\$ 248,870.37
Harrison	39.05%	\$ 537,558.48
Jackson	42.87%	\$ 590,130.10
Total Mississippi CPS	100.00%	\$ 1,376,558.95



Gulf of Mexico Energy Security Act of 2006 Fiscal Year 2008 Allocations - Texas CPS

Coastal Political Subdivision (CPS)	% Allocation	Total Allocation
Aransas	3.94%	\$ 21,273.54
Brazoria	6.18%	\$ 33,378.48
Calhoun	5.17%	\$ 27,890.96
Cameron	5.92%	\$ 31,982.15
Chambers	3.49%	\$ 18,837.01
Galveston	8.45%	\$ 45,617.03
Harris	19.38%	\$ 104,611.66
Jackson	2.73%	\$ 14,713.76
Jefferson	6.93%	\$ 37,408.74
Kenedy	5.54%	\$ 29,936.17
Kleberg	4.03%	\$ 21,766.76
Matagorda	7.25%	\$ 39,113.73
Nueces	5.38%	\$ 29,024.98
Orange	3.93%	\$ 21,207.74
Refugio	2.58%	\$ 13,910.08
San Patricio	2.76%	\$ 14,923.90
Victoria	2.97%	\$ 16,047.67
Willacy	3.37%	\$ 18,205.56
Total Texas CPS	100.00%	\$ 539,849.92

