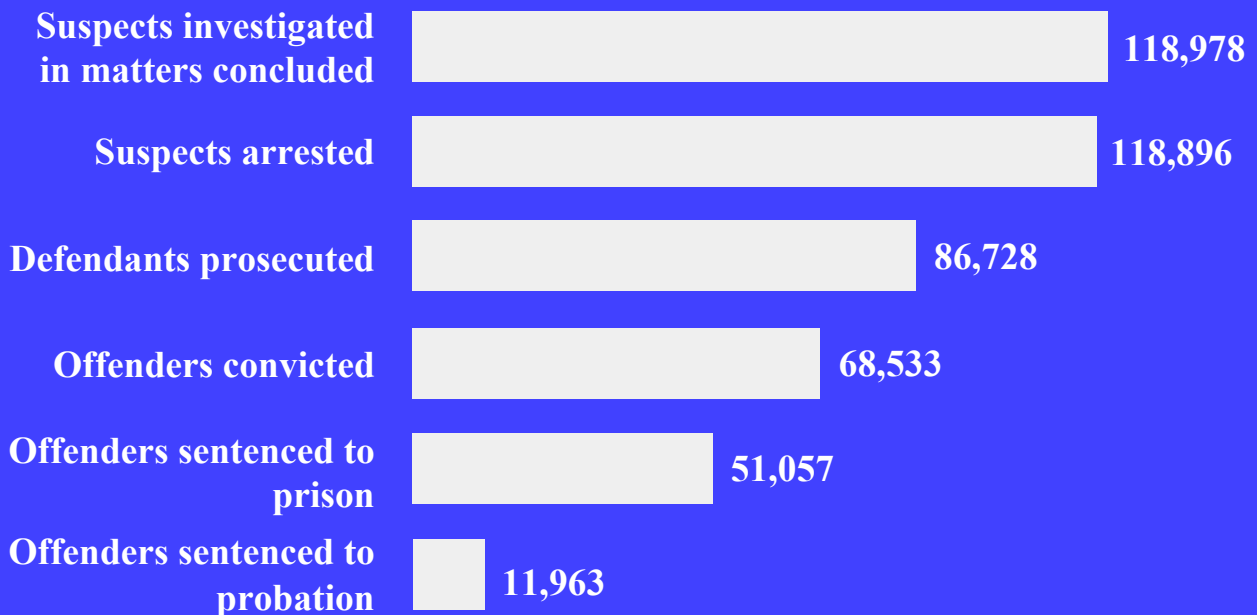




## Bureau of Justice Statistics

# Compendium of Federal Justice Statistics, 2001

### Federal criminal case processing, October 1, 2000-September 30, 2001



A Federal Justice Statistics Program Report

**U.S. Department of Justice**  
**Office of Justice Programs**  
810 Seventh Street, N.W.  
Washington, D.C. 20531

John Ashcroft  
Attorney General

---

**Office of Justice Programs**

Deborah J. Daniels  
Assistant Attorney General

World Wide Web site:  
<http://www.ojp.usdoj.gov>

---

**Bureau of Justice Statistics**

Lawrence A. Greenfeld  
Director

World Wide Web site:  
<http://www.ojp.usdoj.gov/bjs>

---

For information contact:  
**National Criminal Justice Reference Service**  
1-800-851-3420

U.S. Department of Justice  
Office of Justice Programs  
Bureau of Justice Statistics



---

# Compendium of Federal Justice Statistics, 2001

November 2003, NCJ 201627

---

---

**U.S. Department of Justice**

Office of Justice Programs  
Bureau of Justice Statistics

Lawrence A. Greenfeld  
Director, BJS

This Bureau of Justice Statistics Report was prepared by the Urban Institute under the supervision of Steven K. Smith and Mark Motivans of the Bureau of Justice Statistics (BJS). This report was prepared under BJS grant number 98-BJ-CX-K015. Principal staff at the Urban Institute were Laura Winterfield, William Adams, Avi Bhati, Kamala Mallik Kane, Barbara Parthasarathy, Juliet Scarpa, and Yan Yuan. David Williams produced the layout and design. Tom Hester of BJS provided editorial review.

This report is made possible through the cooperation of the following Federal agencies and their staffs: The United States Marshals Service (USMS), the Drug Enforcement Administration (DEA), the Administrative Office of the United States Courts (AOUSC), the Executive Office for U.S. Attorneys (EOUSA), and the Federal Bureau of Prisons (BOP). The staff who provided expert advice about the source records include: Joe Briggs (USMS); Steven Schlesinger and Catherine Whitaker (AOUSC); Siobhan Sperin and Barbara Tone (EOUSA); and Sue Allison and Nancy Miller (BOP).

BJS authorizes any person to reproduce, publish, translate, or otherwise use all or any part of the material in this publication; citation to source, however, is appreciated.

An electronic version of this report and the data underlying graphics may be found on the BJS Internet website (<http://www.ojp.usdoj.gov/bjs/>). The BJS-sponsored Federal Justice Statistics Resource Center (FJSRC) Internet website (<http://fjsrc.urban.org>) provides online access to the Federal justice database. Users may download data from the Federal justice database for independent analysis or use the online query system to quickly obtain customized statistics.

To order additional copies of this report or CD-ROM's containing the Federal justice database, call the OJP Clearinghouse at 1-800-851-3420.

# Contents

---

## Highlights, 1

Arrest  
Prosecution  
Pretrial release  
Adjudication  
Sentencing  
Appeals  
Corrections

## Introduction, 5

Organization of the *Compendium*  
Modifications in the 2001 *Compendium*  
Notes to reader

## System overview, 7

### Chapter 1. Arrests for Federal offenses, 11

Arrests by offense categories  
Arrests by law enforcement agencies  
Arrests by Drug Enforcement Administration agents  
Arrests across demographic groups

Tables, 15

Chapter notes, 19

### Chapter 2. Prosecution, 21

U.S. attorneys' decisions  
Suspects in matters received  
Suspects in matters concluded

Tables, 27

Chapter notes, 33

### Chapter 3. Pretrial release, 35

Types of pretrial release  
Factors relating to release or detention  
Pretrial outcomes by offense categories  
Pretrial outcomes across demographic groups  
Length of pretrial detention

Tables, 41

Chapter notes, 52

### Chapter 4. Adjudication, 55

Defendants in criminal cases filed  
Defendants in criminal cases terminated  
Case processing times  
Convictions by U.S. magistrates  
Characteristics of convicted defendants

Tables, 60

Chapter notes, 64

### Chapter 5. Sentencing, 65

Offenders convicted and sentences imposed  
Average prison sentences imposed  
Relationship between sentence imposed and mode of conviction  
Characteristics of offenders sentenced to prison

Tables, 71

Chapter notes, 77

### Chapter 6. Appeals, 79

Appeals filed  
Appeals terminated

Tables, 83

Chapter notes, 88

### Chapter 7. Corrections, 89

Federal offenders under supervision  
Outcomes of offenders completing supervision  
Characteristics of offenders completing supervision

Admissions, releases, and standing population of Federal prisoners  
Federal prisoners: First releases and time served  
Characteristics of Federal prisoners

Tables, 95

Chapter notes, 109

## Methodology, 109

The Federal justice database  
Table construction and interpretation  
Offense classifications  
Source agencies for *Compendium* data tables

## Glossary, 113

## Chapter 1. Arrests for Federal offenses, 15

*October 1, 2000 - September 30, 2001*

- 1.1. Suspects arrested for Federal offenses, by offense
- 1.2. Suspects arrested for Federal offenses and booked by U.S. Marshals Service, by Federal law enforcement agency
- 1.3. Characteristics of Federal arrestees booked by U.S. Marshals Service
- 1.4. Characteristics of suspects arrested by Drug Enforcement Administration agents, by type of drug
- 1.5. Characteristics of suspects arrested by Drug Enforcement Administration agents, by weapon use at time of arrest

## Chapter 2. Prosecution, 27

*October 1, 2000 - September 30, 2001*

- 2.1. Suspects in matters received by U.S. attorneys, by offense
- 2.2. Disposition of suspects in matters concluded, by offense
- 2.3. Suspects in matters concluded and declined, by investigating agency
- 2.4. Basis for declination of prosecution by U.S. attorneys
- 2.5. Disposition of matters declined for prosecution by U.S. attorneys, by offense
- 2.6. Mean and median processing times from receipt to filing or declination, by offense

## Chapter 3. Pretrial release, 41

*October 1, 2000 - September 30, 2001*

- 3.1. Type of pretrial release, by offense
- 3.2. Type of pretrial release, by defendant characteristics
- 3.3. Form of pretrial detention, by offense
- 3.4. Form of pretrial detention, by defendant characteristics
- 3.5. Pretrial detention hearing outcomes, by offense
- 3.6. Pretrial detention hearing outcomes, by defendant characteristics
- 3.7. Behavior of defendants released prior to trial, by offense
- 3.8. Behavior of defendants released prior to trial, by type of release

- 3.9. Behavior of defendants released prior to trial, by defendant characteristics

- 3.10. Length of pretrial detention, by form of release or detention, and most serious offense charged

## Chapter 4. Adjudication, 60

*October 1, 2000 - September 30, 2001*

- 4.1. Defendants in criminal cases commenced, by offense
- 4.2. Disposition of criminal cases terminated, by offense
- 4.3. Time from filing to disposition of criminal cases terminated
- 4.4. Dispositions by U.S. magistrates
- 4.5. Characteristics of convicted offenders

## Chapter 5. Sentencing, 71

*October 1, 2000 - September 30, 2001*

- 5.1. Sentence types in criminal cases terminated, by offense
- 5.2. Type and length of sentences imposed, by offense
- 5.3. Sentences imposed on convicted offenders, by offense of conviction and method of disposition
- 5.4. Convicted offenders sentenced to incarceration, by offense and offender characteristics
- 5.5. Average incarceration sentence lengths imposed, by offense and offender characteristics
- 5.6. Median incarceration sentence lengths imposed, by offense and offender characteristics

## Chapter 6. Appeals, 83

*October 1, 2000 - September 30, 2001*

- 6.1. Criminal appeals filed, by type of criminal case and offense
- 6.2. Criminal appeals filed and criminal appeals terminated, by offense
- 6.3. Criminal appeals terminated, by type of criminal case and offense
- 6.4. Disposition of criminal appeals terminated on the merits, by offense
- 6.5. Criminal appeals cases terminated on the merits, by nature of offense

## Chapter 7. Corrections, 95

*October 1, 2000 - September 30, 2001*

- 7.1. Federal offenders under supervision, by offense
- 7.2. Characteristics of Federal offenders under supervision, by offense
- 7.3. Outcomes of probation supervision, by offense
- 7.4. Characteristics of offenders terminating probation supervision
- 7.5. Outcomes of supervised release, by offense
- 7.6. Characteristics of offenders terminating supervised release
- 7.7. Outcomes of parole, by offense
- 7.8. Characteristics of offenders terminating parole
- 7.9. Admissions and releases of Federal prisoners, by offense
- 7.10. Characteristics of Federal prison population, by major offense category
- 7.11. Number of first releases from Federal prison, by release method and sentence length
- 7.12. Average time to first release and percent of sentence served, for prisoners released by standard methods
- 7.13. Mean time served to first release, by length of sentence imposed, offense, and type of case, for prisoners released by standard methods
- 7.14. Percent of sentence served to first release, by length of sentence imposed, offense, and type of case, for prisoners released by standard methods
- 7.15. Characteristics of first releases from prison, by offense, all releases
- 7.16. Mean time served to first release from Federal prison for prisoners released by standard methods, by offense and offender characteristics

# Figures

---

## Highlights, 1

*October 1, 2000 - September 30, 2001*

- Figure H.1. Average length of sentences imposed, by offense
- Figure H.2. Admissions to Federal Bureau of Prisons, releases, and prisoners at yearend, by offense
- Figure H.3. Average time to first release, standard releases, by offense

## System overview, 7

*October 1, 2000 - September 30, 2001*

- Figure S.1. System overview, Federal criminal case processing
- Figure S.2. Federal criminal case processing outcomes

## Chapter 1. Arrests for Federal offenses, 11

*October 1, 2000 - September 30, 2001*

- Figure 1.1. Country of citizenship of non-U.S. citizens arrested and booked by the U.S. Marshals Service
- Figure 1.2. Type of drug involved in drug arrests, by race of arrestee
- Figure 1.3. Type of immigration arrests
- Figure 1.4. Suspects arrested by the DEA, by State of arrest

## Chapter 2. Prosecution, 21

*October 1, 2000 - September 30, 2001*

- Figure 2.1. Suspects in matters concluded: Percentage of suspects that were prosecuted in U.S. district court
- Figure 2.2. Suspects in matters referred, by Federal judicial district

## Chapter 3. Pretrial release, 35

*October 1, 2000 - September 30, 2001*

- Figure 3.1. Percent of defendants released prior to case disposition, by offense category
- Figure 3.2. Detention hearings held, by offense category
- Figure 3.3. Pretrial release rates, by defendant characteristics
- Figure 3.4. Pretrial release violation and revocation rates, for cases terminated

## Chapter 4. Adjudication, 55

*October 1, 2000 - September 30, 2001*

- Figure 4.1. Disposition of cases terminated
- Figure 4.2. Average time from filing to disposition of cases terminated, by offense
- Figure 4.3. Percent of cases concluded that went to trial, by Federal judicial district

## Chapter 5. Sentencing, 65

*October 1, 2000 - September 30, 2001*

- Figure 5.1. Rates of incarceration and probation for offenders convicted and sentenced in cases terminated
- Figure 5.2. Incarceration and probation sentence lengths (in months) of offenders convicted and sentenced in cases terminated
- Figure 5.3. Average prison sentences imposed on defendants convicted at trial or by guilty plea

## Chapter 6. Appeals, 79

*October 1, 2000 - September 30, 2001*

- Figure 6.1. Types of criminal appeal cases
- Figure 6.2. Appeals cases filed, by type of offense
- Figure 6.3. Disposition of criminal appeals terminated

## Chapter 7. Corrections, 89

*October 1, 2000 - September 30, 2001*

- Figure 7.1. Violation rates of offenders terminating probation, supervised release, or parole, by type of violation
- Figure 7.2. Violation rates of offenders completing probation, supervised release, or parole, by category of offense
- Figure 7.3. Rates of violation of conditions of supervision, by level of education
- Figure 7.4. Mean lengths of sentence imposed and time served (in months) for offenders released from prison for the first time
- Figure 7.5. Characteristics of first releasees
- Figure 7.6. Federal offenders under supervision, by Federal judicial district
- Figure 7.7. Federal offenders incarcerated, by Federal correctional institution





## Highlights

---

The number of suspects investigated by U.S. attorneys decreased between 2000 and 2001, from 123,559 to 121,818. About three-quarters of those for which the investigation was concluded were prosecuted — either before a U.S. district court judge (61%) or before a U.S. magistrate (12%) — and 27% of those investigated were not prosecuted by U.S. attorneys.

The number of defendants prosecuted in Federal courts decreased slightly between 2000 and 2001, from 87,006 to 86,728.

The number of offenders under Federal correctional supervision increased 69% between 1990 and 2001. At the end of fiscal year 2001, the number of offenders in Federal prison or on community supervision was 239,743 compared to 141,790 during 1990.

At the end of fiscal year 2001, the number of Federal inmates serving a sentence of imprisonment increased by 7,066 to 136,395. The number under community supervision was 103,348. Over two-thirds of those under community supervision were on post-incarceration supervised release (68,496) or parole (4,070).

### Arrest

During 2001, 118,896 suspects were arrested by Federal law enforcement agencies for violations of Federal law. Twenty-nine percent of those arrested and booked by the U.S. Marshals Service were for drug offenses, 21% for immigration offenses, 16% for supervision violations, 14% for property offenses, 8% for public-order offenses, 5% for weapon offenses, 4% for violent offenses, and 3% to secure and safeguard a material witness.

About 71% of suspects booked by the U.S. Marshals Service were arrested by Department of Justice agencies, while Treasury Department agencies accounted for 12% of all arrests. Within the Department of Justice, the U.S. Marshals Service made 38% of the arrests; the Immigration and

Naturalization Service, 34%; and the Federal Bureau of Investigation and the Drug Enforcement Administration 14% each.

### Prosecution

During 2001 U.S. attorneys initiated criminal investigations involving 121,818 suspects, and they concluded their investigations of 118,978 suspects. Thirty-one percent of the suspects were investigated for drug, 24% for property, 20% for public order, 13% for immigration, 7% for weapon, and 5% for violent offenses.

Of the suspects in criminal matters concluded, U.S. attorneys prosecuted 72,648 in U.S. district courts and 14,080 were disposed of before U.S. magistrates. During 2001, U.S. attorneys declined 27% of matters concluded.

Suspects in criminal matters involving immigration or drug offenses were slightly more likely to be prosecuted in a U.S. district court (81% and 79%, respectively) than were suspects involved in weapon (64%), violent (60%), property (52%), or public-order offenses (29%). Suspects involved in property offenses (such as fraud) or public-order offenses were more likely to be declined for prosecution (42% and 38%, respectively) than were suspects investigated for violent (35%), weapon (34%), drug (17%), or immigration (3%) offenses.

### Pretrial release

Of 75,275 pretrial cases commenced in 2001, 39% were released after either an initial or detention hearing, while 61% were detained, and less than 1% were dismissed.

During 2001, 46% of the 68,214 defendants who terminated pretrial services were released at some time prior to their criminal trial. Defendants charged with property offenses or public-order offenses were more likely to be released prior to trial (78% and 72%, respectively) than were defendants charged with weapon (45%), drug (41%), violent (36%), or immigration (12%) offenses.

The proportion of defendants released prior to their trial decreased from 62% during 1990 to 46% during 2001.

Defendants having a prior criminal history of serious or violent crimes were less likely to be released than those without a prior criminal history; defendants with a greater number of prior convictions were less likely to be released than those with fewer prior convictions. About 26% of the defendants with a prior violent felony conviction were released before trial, while 60% of defendants with no prior convictions were released. Forty-nine percent of defendants with one prior conviction were released, as compared to 38% of defendants having two to four prior convictions and about 28% of defendants having five or more prior convictions.

Eighty-one percent of defendants released prior to trial completed their periods of release without violating the conditions of their release. Nineteen percent of defendants released violated the conditions of their release, and 7% of defendants had their release revoked. Defendants charged with weapon or drug offenses were more likely to commit at least one violation of their conditions of release (30% and 28%, respectively), while defendants charged with weapon or violent offenses were more likely to have their release revoked (13% for each offense category) than were other defendants.

Defendants released during 2001 were more likely to violate the conditions of their pretrial release than those released during 1990. During 2001, 19% of those released at some point prior to trial violated a condition of their release. During 1990, 12% violated their release conditions.

### Adjudication

During 2001, 82,614 defendants were charged in Federal courts with a criminal offense, 86% of whom were charged with felonies. Of the defendants charged with felonies, 43% were prosecuted for drug, 21% for property, 16% for immigration, 9% for

weapon, 6% for public-order, and 4% for violent offenses.

The number of defendants charged with a felony immigration offense decreased by 4% between 2000 and 2001, from 12,036 to 11,504. The number charged with a felony drug offense increased by 3%, from 29,455 to 30,301.

Criminal cases were concluded against 77,145 defendants during 2001, 86% of whom had been charged with felonies. The proportion of defendants convicted in the Federal courts increased from 81% during 1990 to 89% during 2001. The proportion of convicted defendants who pleaded guilty increased from 87% during 1990 to 95% during 2001.

About 92% of defendants charged with felonies were convicted. The conviction rate was similar for the major offense categories: 95% of defendants charged with immigration offenses, 92% of drug defendants, 91% of property defendants, 90% of violent and weapon defendants, and 87% of public-order defendants.

### Sentencing

Defendants convicted during 2001 were more likely to be sentenced to prison than those convicted during 1990. During 2001 about 75% of defendants were sentenced to prison compared to 60% of those sentenced during 1990.

Ninety-two percent of felony drug offenders, violent offenders, and weapon offenders received prison sentences during 2001, as did 90% of felony immigration offenders, 63% of felony property offenders, and 62% of felony public-order offenders.

#### Average length of prison sentences imposed, by offense, October 1, 2000 - September 30, 2001

Most serious offense of conviction	Average sentence length
<b>All offenses</b>	56.5 mo
<b>Felonies</b>	58.0
Violent offenses	90.8
Property offenses	24.1
Drug offenses	73.8
Public-order offenses	39.3
Weapon offenses	86.9
Immigration offenses	29.2
<b>Misdemeanors</b>	10.0

The 51,057 offenders sentenced to prison received, on average, 56.5 months of imprisonment. Offenders sentenced for violent felony offenses felony weapon offenses, and felony drug offenses received longer average prison terms (90.8, 86.9, and 73.8 months, respectively) than those convicted of felony property, immigration, public-order offenses (24.1, 29.2, and 39.3 months, respectively).

While the proportion of defendants sentenced to prison is at an all-time high, average prison sentences have declined from the peak attained during 1992. During 1992 the average prison term imposed was 62.6 months; for violent felony offenders, the average term imposed was 94.8 months; for drug felony offenders, the average term was 84.1 months.

### Appeals

Between 1994 and 2001, the number of appeals received by the U.S. Courts of Appeals remained relatively constant — between about 9,000 and 11,000 annually. However, the proportion of criminal defendants appealing some aspect of their conviction decreased from 21% during 1994 to 16% during 2001.

During 2001, 11,281 criminal appeals were filed, a 23% increase from FY2000 (9,162). Forty-nine percent of the appeals filed challenged both the conviction and sentence imposed. Only 4% of appeals were filed by the Government. Of the 11,165 appeals terminated during 2001, 77% (or 8,577) were terminated on the merits. In 83% of the appeals terminated on the merits, the district court ruling was affirmed, at least in part.

### Corrections

#### Community supervision

Between 1990 and 2001, the number of offenders on community supervision increased by 22%, from 84,801 during 1990 to 103,348 during 2001. While nearly equal proportions of offenders were serving terms of probation and post-incarceration supervision (parole or supervised release) during 1990, during 2001, over two-thirds were serving a term of post-incarceration supervision (66% supervised release and 4% parole) while 30% were on probation.

#### Admissions to Federal Bureau of Prisons, releases, and prisoners at yearend, by offense, October 1, 2000 - September 30, 2001

Most serious offense of conviction	All admissions	All releases	Population at yearend
<b>All offenses</b>	66,654	59,321	136,395
Violent offenses	6.8%	7.6%	9.8%
Property offenses	16.3	18.2	7.3
Drug offenses	41.0	39.1	56.6
Public-order offenses	7.3	8.3	5.6
Weapon offenses	7.3	5.5	8.9
Immigration offenses	19.8	19.7	11.0

Note: Percentages of offenses do not total to 100% due to offenders whose most serious offense of conviction is unknown or indeterminable.

Drug offenders comprised 12% of offenders on probation, 54% of offenders serving terms of supervised release, and 47% of offenders on parole. Property offenders comprised 37% of offenders on probation, 25% of offenders serving terms of supervised release, and 9% of offenders on parole.

A total of 14,961 offenders terminated probation during 2001. Most of these offenders (80%) completed their terms of probation successfully. Twelve percent of probationers terminating supervision during 2001 committed technical violations; 6% committed new crimes.

A total of 24,966 offenders completed terms of supervised release during 2001. Of these offenders, 64% successfully completed their terms without violating conditions of release; 21% committed technical violations; and 13% committed new crimes.

A total of 1,653 offenders completed terms of parole during 2001. Of these offenders, 56% successfully completed their terms without violating conditions of release; 25% committed technical violations; and 13% committed new crimes.

*Prison*

Between 1990 and 2001, the number of inmates serving a sentence of imprisonment more than doubled, from 56,989 during 1990 to 136,395 during 2001.

During 2001, 51,085 prisoners were received by the Bureau of Prisons from U.S. district court commitments. An additional 15,569 prisoners were returned to Federal prison for violating conditions of probation, parole, or supervised release, or were admitted to Federal prison from elsewhere than a U.S. district court.

Drug offenders — who comprised 41% of persons admitted into Federal prison — comprised the largest percentage of persons in prison (57%) at the end of 2001.

During 2001, 43,803 prisoners were released for the first time from Federal prison after commitment by a U.S. district court. Of these, 39,428 were released by standard methods and 4,375 were released by extraordinary means (death, treaty transfer, sentence commutation, or drug treatment). An additional 15,518 prisoners were released from subsequent commitments to Federal prison.

Average time served by Federal offenders increased from 24 months during 1994 to 29 months during 2001. The proportion of the sentence served increased from 65% during 1990 to 88% during 2001.

Violent, weapon, and drug offenders were among those offenders who served the longest prison terms (55 months, 44 months, and 42 months, respectively).

<b>Average time to first release, standard releases, by offense, October 1, 2000 - September 30, 2001</b>	
Most serious original offense of conviction	Mean time served
<b>All offenses</b>	29.3 mo
Violent offenses	54.8
Property offenses	16.1
Drug offenses	41.8
Public-order offenses	24.2
Weapon offenses	43.7
Immigration offenses	15.2



# Introduction

This Bureau of Justice Statistics (BJS) report presents an overview of case processing in the Federal criminal justice system. The data presented are compiled from the BJS Federal Justice Statistics Program (FJSP) database. The FJSP database includes data provided by the U.S. Marshals Service, Drug Enforcement Administration (DEA), Administrative Office of the U.S. Courts, Executive Office for the U.S. Attorneys, Federal Bureau of Prisons, and U.S. Sentencing Commission. The Administrative Office of the U.S. Courts, in addition to providing data describing defendants in cases processed by the Federal judiciary, provides data describing defendants processed by the Federal pre-trial services agencies and the Federal probation and supervision service. The BJS Federal Justice Statistics database is archived on CD-ROM, copies of which are available from the BJS Clearinghouse. The data can be downloaded from the Federal Justice Statistics Resource Center at <<http://fjsrc.urban.org>>.

Each agency reports on those defendants it processed during a given year in an annual statistical report. These reports are often incomparable across agencies due to the varying methods the agencies use to report case processing activities. As reported by an interagency working group, headed by BJS, the differences in the case processing statistics are attributable, in part, to the differing needs and missions of the agencies. The working group found the following differences in reported statistics:

- the universe of cases reported during a given period — some agencies report on those case processing events that *occurred* during a particular period, whereas others report on those events *recorded* during a particular period; and
- many of the commonly used case processing statistics — suspect/defendant processed, offense committed, disposition, and sentence imposed — are defined differently across agencies.

BJS, through its FJSP, has recognized the incomparability of these annual statistical reports and has attempted to reconcile many of the differences identified by the working group. For instance, by combining databases from several years, BJS is able to report on those cases that actually occurred during the reporting period. Commonly used case processing statistics are made comparable across stages by applying uniform definitions to data obtained from each agency. Because definitions in the FJSP are consistent with those categories in BJS programs describing State defendants convicted, sentenced, or imprisoned, the comparison of Federal and State case processing statistics is facilitated.

The 2001 *Compendium*, 16<sup>th</sup> in a series which includes 1984, 1985, 1986, 1988, 1989, 1990, 1992, 1993, 1994, 1995, 1996, 1997, 1998, 1999, and 2000, describes defendants processed at each stage of the Federal justice system — arrest by Federal law enforcement agencies (chapter 1), investigation and prosecution by the U.S. attorneys (chapter 2), pretrial release or detention (chapter 3), adjudication in the U.S. district courts (chapter 4), sentencing (chapter 5), appeal of the conviction and/or sentence imposed (chapter 6), and corrections (chapter 7) — for the 12-month period ending September 30, 2001 (the Federal fiscal year). Prior to 1994, the *Compendium* was reported on a calendar-year basis.

The tables presented report events that occurred during the Federal fiscal year — October 1, 2000 - September 30, 2001. Generally, the tables include both individual and organizational defendants. Organizational defendants are not included in tables describing pretrial release and detention, tables showing defendants sentenced to incarceration, or tables describing offenders under post-conviction community supervision. Juvenile offenders charged as adults are included in the reported statistics. Felony and misdemeanor distinctions are provided

where possible (see "Offense classifications" in *Methodology*).

## Organization of the *Compendium*

Each chapter of the *Compendium* describes a major stage in the processing of criminal suspects and defendants. Each chapter contains *Chapter notes* that describe the universes of data used in the tables and information relevant to the interpretation of individual tables. The *Compendium* contains the following:

Chapter 1 describes arrests made by Federal law enforcement agencies for violations of Federal law, including the characteristics of arrestees.

Chapter 2 describes decisions made by Federal prosecutors in screening criminal matters and the characteristics of defendants in cases prosecuted or declined for prosecution.

Chapter 3 describes the pretrial release and detention practices of the Federal judiciary, including the characteristics of defendants detained or released pending trial.

Chapter 4 describes actions by the Federal judiciary in adjudicating defendants in cases filed by the U.S. attorneys, including the offense charged and characteristics of defendants convicted.

Chapter 5 describes the sentences imposed by the Federal judiciary on convicted defendants, including the characteristics of defendants sentenced.

Chapter 6 describes appeals of criminal convictions and sentences imposed in the Federal courts, including the original offense charged.

Chapter 7 describes defendants under Federal correctional supervision — probation, parole, and supervised release — including the outcome of the supervision (successful completion or violations), admissions to and releases from Federal prison, and time served by Federal inmates.

---

The Methodology section describes the procedures followed in analyzing data and developing tables.

The Glossary contains definitions for terms used in the *Compendium*. Since many terms used in the text and tables have specialized meanings (either because they refer to Federal law or because of reporting procedures by the Federal agencies supplying the data), readers are encouraged to check the glossary for exact definitions of tabulated data.

### **Modifications in the 2001 *Compendium***

Weapon and immigration offenses were elevated to major offense categories. Previously, weapon and immigration offenses were detailed offense categories classified under the major offense category of “public-order offenses”. Therefore, comparisons between public-order offenses in this *Compendium* to those in previous *Compendia* are not valid. To make such comparisons, weapon and immigration offense counts must be subtracted from “public-order offenses” in previous *Compendia*. Table 3.1 in chapter 3 describing pretrial hearing outcomes for cases commenced also has been added for 2001.

Several figures containing maps have been added to the chapters to supplement tables and text. These maps typically display the 94 judicial districts in the United States and show either the geographical distribution of a case processing statistic (such as the number of suspects in matters referred to U.S. attorneys), or a district’s rate or percentage on a case processing decision (such as the percent of cases concluded that went to trial). The new figures containing maps are figures 1.1, 1.4, 2.2, 4.3, 7.6, and 7.7.

### **Notes to reader**

The tables in the *Compendium* were constructed to permit valid comparisons within each table and to allow the reader to compare percentages (but not raw totals) across tables. It should be understood, however, that the total number of subjects/defendants shown in a particular table may not equal the number of subjects/defendants involved in a particular stage of processing, since some records could not be linked and some data sources did not include information on particular data elements classified in a particular table. Data notes indicate the exact universe for individual tables.

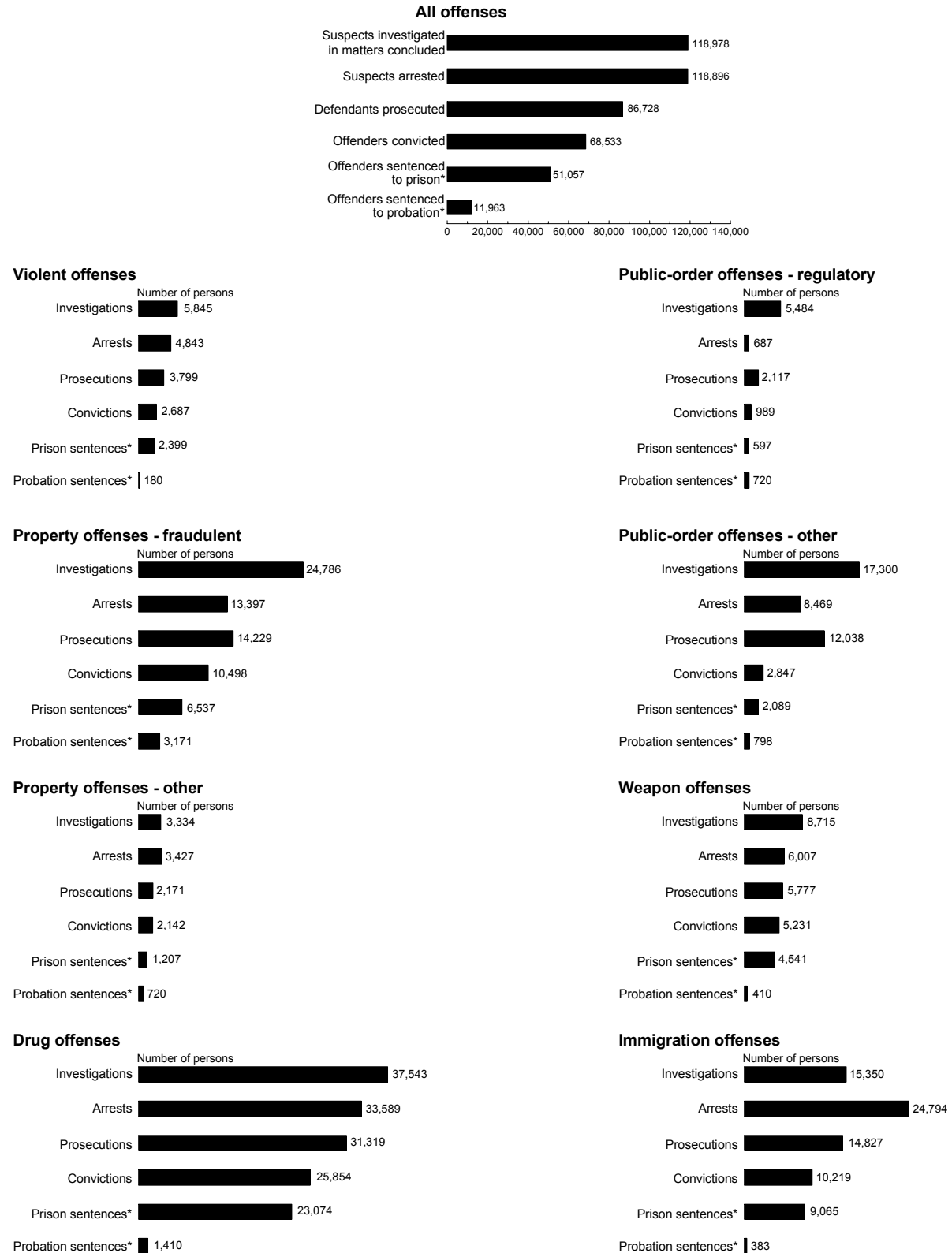
The *Compendium* is a statistical presentation of Federal criminal justice information with limited analyses of trends or explanatory factors underlying the statistics. Analyses of Federal justice statistics may be found in special reports and other publications, some of which are cited in the *Compendium*. Assessment of changing patterns in the *Compendium* tabulations may depend on detailed examination of subcategories not shown in the tabulations or may require other sources of information, such as knowledge of legislation or Federal agency procedures.







## Federal criminal case processing, October 1, 2000 - September 30, 2001



\*Prison includes split, life, indeterminate, regular, and youth sentences. Offenders not shown as sentenced to prison or probation were sentenced by magistrates or received a fine-only sentence in Federal court. Probation excludes persons sentenced to prison.

Figure S.2.



**Pretrial release**

<b>Discussion</b> .....	<b>37</b>
-------------------------	-----------

**Tables**

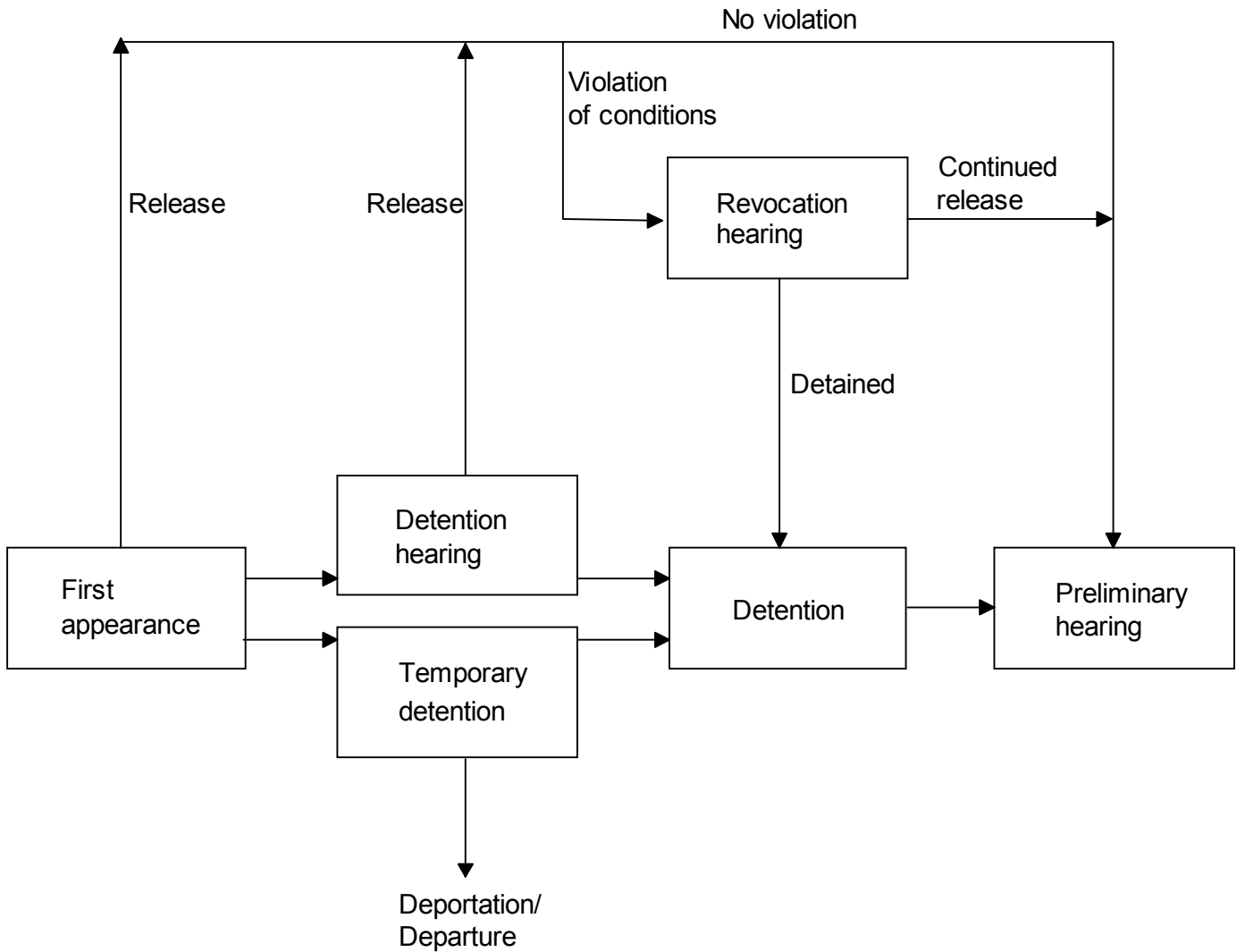
*October 1, 2000 - September 30, 2001*

3.1. Outcomes of initial hearing and detention hearing for cases commenced, by offense .....	41
3.2. Type of pretrial release for cases terminated, by offense .....	42
3.3. Type of pretrial release for cases terminated, by defendant characteristics .....	43
3.4. Form of pretrial detention for cases terminated, by offense .....	44
3.5. Form of pretrial detention for cases terminated, by defendant characteristics .....	45
3.6. Pretrial detention hearing outcomes for cases terminated, by offense .....	46
3.7. Pretrial detention hearing outcomes for cases terminated, by defendant characteristics .....	47
3.8. Behavior of defendants released prior to trial for cases terminated, by offense .....	48
3.9. Behavior of defendants released prior to trial for cases terminated, by type of release .....	48
3.10. Behavior of defendants released prior to trial for cases terminated, by defendant characteristics .....	49
3.11. Length of pretrial detention for cases terminated, by form of release or detention, and most serious offense charged .....	50
<b>Chapter notes</b> .....	<b>51</b>

# Chapter 3

## Pretrial release

---



The Bail Reform Act of 1984 (18 U.S.C. § 3141) sets the terms for release and detention of defendants facing charges in Federal courts. At the time defendants first appear before a judicial officer, they may be (1) released on personal recognizance or unsecured bond; (2) released subject to conditions imposed by the court, possibly including traditional bail; (3) temporarily detained without bail (limited to 10 working days) to permit deportation, exclusion, or the revocation of previously granted conditional release; or (4) detained pending the outcome of a detention hearing.\*

According to the statute, a defendant must be brought before a judicial officer without "unnecessary delay" upon arrest for an "initial appearance". The judicial officer, who may be a judge, but is generally a U.S. magistrate, determines whether the defendant will be released or detained prior to trial. If a hearing is required, the release decision may be delayed no longer than 3 days (or 5 days if requested by the defendant).

The recommendation to detain the defendant is made by the U.S. attorney and/or the pretrial services officer. If the court concurs with the recommendation to detain the defendant, a pretrial detention hearing is held to show cause why the defendant should be detained pending adjudication of the charges.

According to the Bail Reform Act of 1984, preventive detention is applicable in instances where the defendant was charged with (1) a crime of violence, (2) an offense with a statutory maximum sentence of life imprisonment or death, (3) a drug offense with a statutory maximum sentence of 10 years or more imprisonment, or (4) any felony offense if the defendant had been convicted on two or more occasions of an offense described above or a similar State-level offense.

A detention recommendation may be made if there is a serious risk that the

defendant would flee in an attempt to avoid prosecution or would obstruct justice or intimidate witnesses or jurors.

### **Types of pretrial release**

Defendants may be released without financial conditions according to the following:

**Personal recognizance** — defendant is released subject to no financial or other conditions.

**Unsecured bond** — no money is required to be posted before release, but defendant is liable for full bail amount if he or she fails to appear.

**Conditional release** — any combination of restrictions that are deemed necessary to guarantee the defendant's appearance at trial or the safety of the community. Non-financial conditions commonly place restrictions on the defendant's movements, associations, and/or actions. They may also involve employment or treatment for medical, psychological, or substance abuse conditions.

Defendants may also be released on financial conditions. Financial conditions include (1) deposit bond (the defendant is required to post a percentage of the total bail amount, usually 10%), (2) surety bond (the defendant is released subject to guarantees by a third person that the full amount will be paid), or (3) collateral bond (collateral equal to the full bail amount required to be posted by the defendant before release). Financial conditions may occur in combination with non-financial conditions.

### **Factors relating to release or detention**

In deciding whether to release a defendant and in setting release conditions, the court is directed to consider the nature and circumstances of the offense charges, the weight of evidence against the defendant, the defendant's character, physical and mental condition, family ties, employment, financial resources, length of residence in the community, community ties, past conduct, history relating

to drug or alcohol abuse, criminal history, and record concerning appearance at court proceedings. These factors are considered at an initial hearing where the defendant may be released, detained, held for a detention hearing, or the case may be continued or dismissed. At the detention hearing, a defendant may be released, given preventive detention, temporarily detained, detained with no bail set or made, or the case may be continued, dismissed, or transferred.

Of the 75,275 defendants whose cases commenced in 2001, 39% (or 29,145) were released after either an initial hearing or a detention hearing, and 60% of defendants were detained (table 3.1).

Of the 68,214 defendants who terminated pretrial services during 2001, 46% (31,320) were released for some period of time prior to trial (table 3.2). Of those released defendants, 81% completed pretrial services without violating the conditions of their release (tables 3.8 and 3.9).

In 2001, 72% (49,199) of defendants terminating pretrial services were detained for some period of time prior to the disposition of their case (table 3.4). This includes those who were detained prior to having a preliminary hearing with the magistrate, at which point they could have been either released or ordered to have a detention hearing. Of the defendants detained, 53% were ordered detained by the court until case disposition.

Pretrial detention hearings were held for 35,657 defendants. Of these, 26,263, or 74%, were ordered detained (table 3.6).

Of the 31,320 defendants released prior to trial, 19% violated a condition of their release (table 3.8). The majority (92%) of these violations were technical violations of the bail conditions. Defendants released on deposit bond were more likely (29%) than other defendants to incur some violation of the conditions of their release (table 3.9). Conversely, defendants

\*18 U.S.C. § 3142(e) (1984)

given conditional release violated their release at the lowest rates (3%). Seven percent of all released defendants had their release revoked.

Those charged with violent offenses were detained longer on average (104 days) than defendants charged with other offenses (table 3.11). Defendants who were never released and were detained by the court were detained longer than were defendants detained for financial conditions (110 days)

### Outcomes for pretrial cases commenced

**Releases and detentions after the first 2 hearings (table 3.1)** — Of the 75,275 cases commenced in 2001, 39% were released after either an initial hearing or a detention hearing, 61% were detained, and less than 1% were dismissed (table 3.1). Seventy-nine percent of defendants receiving pretrial release were released after an initial hearing; 72% of defendants receiving pretrial detention were detained after a detention hearing. After the initial and detention hearings, less than 1% of incoming defendants (269) were awaiting a release decision.

Of those charged with property offenses, 74% were released, as were 67% of those charged with public-order offenses, 37% of weapon offense defendants, 31% of drug offense defendants, and 29% of violent offense defendants. Only 6% of those charged with immigration offenses were released after these two hearings.

### Outcomes for pretrial cases terminated

**Releases (table 3.2)** — Of cases terminated in 2001, 78% of 13,170 property offenders were released (figure 3.1). The percent released varied greatly across and within offense categories. Among violent offenders, 22% of those charged with robbery were released compared to 59% of those charged with sexual abuse and 63% of those charged with assault. Among public-order defendants, 15% of those charged with an escape

### Of cases terminated, defendants charged with property offenses were more likely than other defendants to be released prior to trial

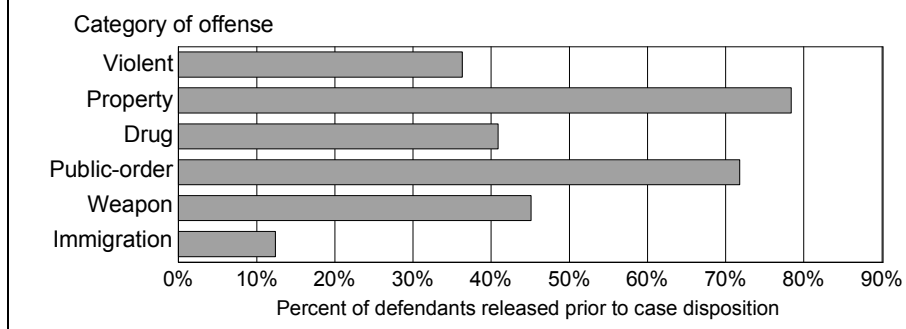


Figure 3.1. Percent of defendants released prior to case disposition, by offense category, October 1, 2000 - September 30, 2001

offense were released compared to 97% of those charged with tax law violations, 94% of traffic defendants, and 74% of nonviolent sex offense defendants. Forty-five percent of those charged with weapon offenses were released, while only 12% of immigration defendants were released.

Forty-one percent of all drug defendants were released. Drug trafficking defendants were less likely to be released than those charged with non-trafficking offenses (40% compared to 52%).

For those defendants who were released prior to trial, how they were released varied among offense categories (table 3.2). Within each major offense category except violent offenses, the highest percentage of defendants released was through unsecured bond. Thirty-six percent of violent defendants were released of whom 36% were released on unsecured bond and 48% on personal recognizance — compared to 78% of all property defendants released, of whom 55% were released on unsecured bond and 33% on personal recognizance.

**Detentions (tables 3.4 and 3.6)** — Among the major offense categories, defendants charged with immigration, drug, or violent offenses were the most likely (97, 84%, and 80% respectively) to be detained for some period of time (table 3.4). However, violent defendants were more likely

than immigration or drug defendants to be detained by the court (63% versus 57% and 53%). Of those charged with weapons offenses, 76% were detained, with 57% being detained by the court. Public-order and property and defendants were less likely to be detained than were other defendants. During 2001, 41% of public-order defendants were detained, with 48% of these detained by the court. Thirty-eight percent of defendants charged with property offenses were detained, with 42% of these detained by the court.

Sixty-seven percent of defendants charged with violent offenses had a detention hearing (table 3.6, figure 3.2). This rate varied by offense category: 64% of those charged with drug-related offenses, 62% of immigration defendants, 61% of weapons defendants, 30% of those charged with public-order offenses, and 26% of those charged with property offenses had a detention hearing.

Once a defendant was ordered to have a detention hearing, the chances of being detained were less variable across offense categories. The highest rate of defendants ordered detained were those charged with immigration offenses (89%). Of the 67% of defendants charged with violent offenses and given a pretrial detention hearing, 74% were ordered detained. In 2001, 71% of those charged with weapon offenses, 70% with drug

offenses, 66% with public-order offenses, and 61% with property offenses were ordered detained following a pretrial hearing.

**Violations (tables 3.8 and 3.9)** — Of released defendants terminating pretrial services during 2001, those charged with weapon or drug offenses were more likely than other defendants (30% and 28% compared with 19% overall) to incur at least one violation during the release period (figure 3.4). Among other major offense categories, those charged with public-order offenses were least likely (9%) than others to violate conditions of their release. Those charged with weapon or violent offenses were more likely than others to have their release revoked (13% of all released weapon and released violent defendants compared with 7% overall). Ten percent of released drug defendants, 5% of released property defendants, and 4% of released immigration defendants were revoked.

Of the 31,320 defendants released, those on deposit bond were more likely (29%) than other defendants (19% overall) to incur a violation of the conditions of their release (table 3.9). Defendants with the lowest rate of release violations were those given conditional release (3%). This group was also the least likely to have a release revocation. Only 0.1% of defendants on conditional release who committed a violation were revoked.

**Pretrial outcomes across demographic groups**

**Releases (table 3.3)** — Females were more likely (72%) than males (41%) to be released during 2001 (figure 3.3). Males were more likely to have a financial condition imposed on them than females (20% versus 12%). Sixty-two percent of all defendants identified as non-Hispanic were released during 2001 compared to 23% of Hispanics. Non-Hispanic releasees were twice as likely as Hispanics to be released on personal recognizance. Sixty-five percent of Native Americans and 57% of Asian defendants were released compared with 50% of black

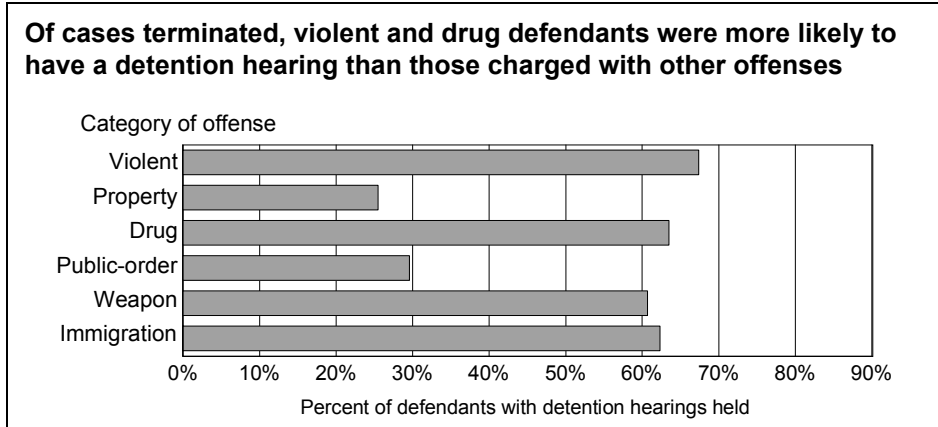


Figure 3.2. Detention hearings held, by offense category, October 1, 2000 - September 30, 2001

defendants and 43% of white defendants.

The higher the education level of the defendant, the greater the probability of release. Thirty-nine percent of defendants with less than a high school education were released in 2001, while 80% of those who had completed college were released. Releasees with a college degree, when compared to those with less education, were less likely to receive financial conditions (15% versus 25%) and more likely to be released on personal recognizance (30% versus 24%) than those who had less than a high school education.

Defendants with a history of drug abuse were released less frequently than those defendants with no known drug history (50% versus 60%). However, among all released defendants, drug abuse history does not appear to have had a major effect on the form of pretrial release.

**Detentions (tables 3.5 and 3.7)** — Males were more likely (76% versus 51%) than females to be detained (table 3.5). Of all detainees, 75% of the men and 60% of the women were detained following a detention hearing (table 3.7). Hispanics had a substantially higher probability of being detained (92%) compared with

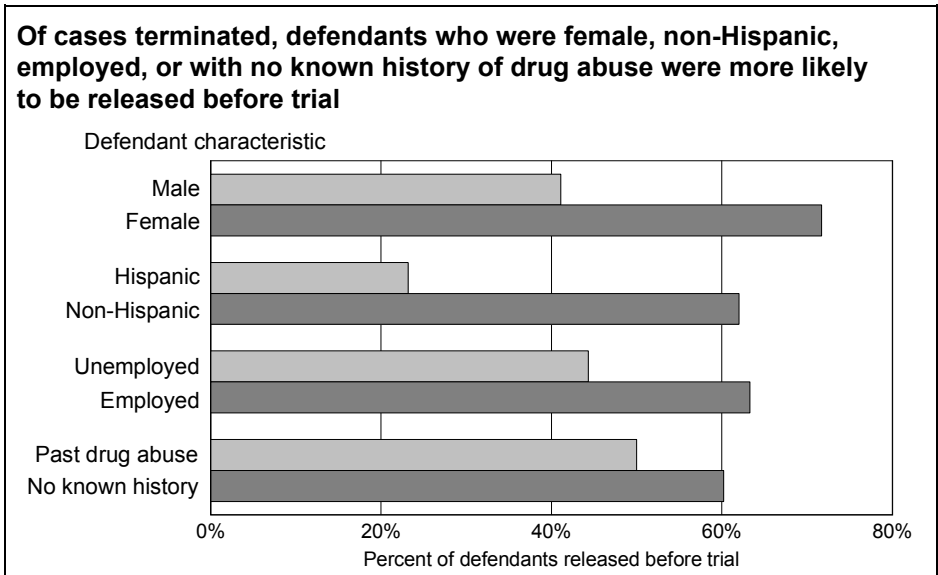


Figure 3.3. Pretrial release rates, by defendant characteristics, October 1, 2000 - September 30, 2001

non-Hispanics (58%). Almost all of those charged with an immigration offense (97%) — of which non-citizen Hispanics comprise the majority — were detained.

Younger defendants were more likely than older ones to be detained. Seventy-seven percent of defendants between the ages of 16 and 18 and 73% of defendants 19-20 years of age were detained, compared to 58% of those over 40. However, among all defendants detained, the chances of being detained following a detention hearing were similar across all age groups.

Not only were male defendants more likely than female defendants to have a detention hearing (56% versus 34%), they were also more likely (75% versus 60%) to be ordered detained as a result of the hearing.

The likelihood of having a detention hearing increased with the number of prior convictions and severity of the defendant's criminal history. Furthermore, 56% of those with a history of drug abuse had detention hearings as compared to 43% of those without such a past. However, those with a history of drug abuse were as likely to be detained after a hearing.

**Violations (table 3.10)** — Released males were more likely than females to incur at least one violation during the pretrial release period (20% versus 16%) and were slightly more likely to have their release revoked. Native Americans and blacks were more likely to incur at least one violation than whites or Asians (23% for Native Americans and blacks versus 17% for whites, and 10% for Asians). Native American defendants were more likely to have their release revoked (16% versus 8% for blacks, 6% for whites, and 4% for Asians).

Defendants without a high school diploma had a higher percentage of release violations than did defendants with high school or college degrees (28% versus 8%).

Defendants with no prior criminal history were half as likely to have a

**Of cases terminated, defendants charged with weapon offenses were more likely than other defendants to incur at least one violation during their release period or have their release revoked**

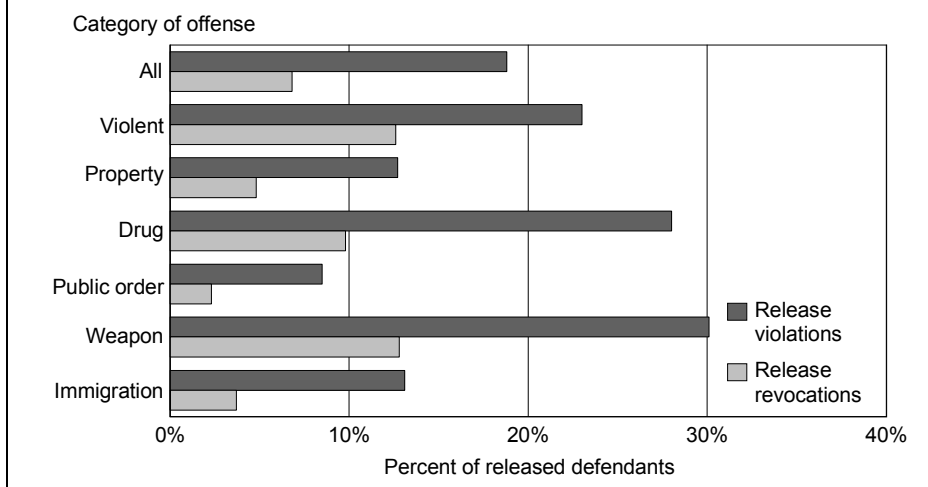


Figure 3.4. Pretrial release violation and revocation rates, for cases that terminated during October 1, 2000 - September 30, 2001, by offense category

pretrial release violation than those with a prior conviction. Released defendants with a known drug history were nearly 3 times more likely to incur a violation than those with no known drug history. Those with a history of drug use were more likely to have their release revoked (14% versus 4%).

**Length of pretrial detention (table 3.11)**

Among defendants detained for any time prior to case disposition, those charged with violent offenses were detained the longest (an average of 104 days) compared to drug (81 days), weapon (81 days), immigration (59 days), public-order (52 days), or property (45 days) defendants (not shown in a table).

Of defendants released, those released conditionally spent the greatest average number of days detained (42 days) compared to those released on personal recognizance (40 days), unsecured bond (34 days), or financial conditions (almost 25 days). This trend varied only slightly across all major offense categories — in general, defendants released conditionally were detained more days than

defendants who were released by any other means.

Of defendants not released, those detained by the court were detained longer, on average, than those held on financial conditions (110 days compared with 81 days). This pattern was true across all major offense types, except for those charged with public-order offenses.



**Table 3.1. Outcomes of initial hearing and detention hearing for cases commenced, by offense, October 1, 2000 - September 30, 2001**

Most serious offense charged	All defendants	Percent released	After initial hearing				After detention hearing <sup>a</sup>	
			Released	Detained	Dismissed	Continued/ held over	Released	Detained
<b>All offenses<sup>b</sup></b>	75,275	38.7%	22,956	12,651	284	39,384	6,189	32,887
<b>Violent offenses</b>	3,559	29.3%	704	431	32	2,392	338	2,031
Murder <sup>c</sup>	164	17.7	19	16	1	128	10	117
Negligent manslaughter	11	36.4	4	1	0	6	0	6
Assault	861	55.5	384	66	28	383	94	286
Robbery	2,122	17.4	200	306	3	1,613	169	1,430
Sexual abuse <sup>c</sup>	272	50.7	85	14	0	173	53	119
Kidnaping	88	20.5	8	22	0	58	10	46
Threats against the President	41	14.6	4	6	0	31	2	27
<b>Property offenses</b>	14,757	73.9%	9,801	994	35	3,927	1,106	2,790
<b>Fraudulent</b>	11,802	74.3%	7,879	781	10	3,132	889	2,216
Embezzlement	1,461	91.6	1,281	33	0	147	57	90
Fraud <sup>c</sup>	8,605	72.8	5,568	565	7	2,465	695	1,743
Forgery	199	69.3	124	18	2	55	14	41
Counterfeiting	1,537	66.9	906	165	1	465	123	342
<b>Other</b>	2,955	72.4%	1,922	213	25	795	217	574
Burglary	121	44.6	40	18	2	61	14	46
Larceny <sup>c</sup>	2,249	78.0	1,604	135	18	492	150	340
Motor vehicle theft	245	44.5	93	34	0	118	16	102
Arson and explosives	123	56.9	53	6	2	62	17	44
Transportation of stolen property	136	69.1	82	14	0	40	12	28
Other property offenses <sup>c</sup>	81	71.6	50	6	3	22	8	14
<b>Drug offenses</b>	29,690	31.1%	5,903	4,874	93	18,820	3,345	15,290
Trafficking	27,109	29.9	4,998	4,599	70	17,442	3,121	14,150
Other drug	2,581	43.7	905	275	23	1,378	224	1,140
<b>Public-order offenses</b>	7,833	67.1%	4,715	731	54	2,333	543	1,777
<b>Regulatory</b>	2,550	63.1%	1,412	361	10	767	197	562
Agriculture	121	97.5	113	1	0	7	5	2
Antitrust	13	100	13	0	0	0	0	0
Food and drug	66	89.4	55	0	0	11	4	7
Transportation	95	63.2	51	3	0	41	9	31
Civil rights	90	75.6	63	4	0	23	5	18
Communications	67	82.1	48	5	0	14	7	7
Custom laws	87	52.9	30	17	0	40	16	24
Postal laws	158	88.6	135	8	0	15	5	10
Other regulatory offenses	1,853	56.7	904	323	10	616	146	463
<b>Other</b>	5,283	69.1%	3,303	370	44	1,566	346	1,215
Tax law violations <sup>c</sup>	529	95.7	477	9	0	43	29	14
Bribery	125	76.0	85	7	0	33	10	23
Perjury, contempt, and intimidation	196	61.2	99	26	1	70	21	48
National defense	89	65.2	54	4	0	31	4	27
Escape	666	11.0	46	131	3	486	27	459
Racketeering and extortion	773	46.7	267	67	0	439	94	342
Gambling	47	100	47	0	0	0	0	0
Liquor offenses	19	94.7	2	0	0	17	16	1
Nonviolent sex offenses	744	71.1	448	37	4	255	81	173
Obscene material <sup>c</sup>	52	80.8	36	3	0	13	6	7
Traffic offenses	1,323	93.6	1,220	37	22	44	18	26
Migratory birds	25	96.0	23	0	0	2	1	1
All other offenses <sup>c</sup>	695	77.4	499	49	14	133	39	94
<b>Weapon offenses</b>	4,793	36.5%	1,251	635	12	2,895	500	2,363
<b>Immigration offenses</b>	14,514	5.9%	506	4,976	58	8,974	350	8,601

<sup>a</sup>Includes only those defendants whose detention hearing was within the fiscal year. There were 39 dismissals and 269 defendants whose release decision was still pending.

<sup>b</sup>Includes 129 defendants with unknown or indeterminable offenses.

<sup>c</sup>In this table, "Murder" includes nonnegligent manslaughter; "Sexual abuse" includes only violent sex offenses; "Fraud" excludes tax fraud; "Larceny" excludes transportation of stolen property; "Other property offenses" excludes fraudulent property offenses, and includes destruction of property and trespassing; "Tax law violations" includes tax fraud; "Obscene material" denotes the mail or transport thereof; and "All other offenses" includes offenses with unclassifiable offense type.

**Table 3.2. Type of pretrial release for cases terminated, by offense, October 1, 2000 - September 30, 2001**

Most serious offense charged	Percent released	Of defendants released at any time prior to case disposition, percent released on—				Number of defendants	
		Financial <sup>a</sup>	Unsecured bond	Personal recognizance	Conditional release	Released	All defendants
<b>All offenses<sup>b</sup></b>	45.9%	18.2%	47.2%	28.2%	6.3%	31,320	68,214
<b>Violent offenses</b>	36.3%	6.6%	36.0%	47.9%	9.6%	1,170	3,225
Murder <sup>c</sup>	30.2	2.1	22.9	75.0	0	48	159
Negligent manslaughter	78.6	0	0	100	0	11	14
Assault	63.2	3.5	27.4	51.4	17.8	518	820
Robbery	22.1	11.3	53.2	31.1	4.4	408	1,845
Sexual abuse <sup>c</sup>	58.9	4.7	25.5	69.1	0.7	149	253
Kidnaping	26.0	11.5	38.5	46.2	3.8	26	100
Threats against the President	29.4	—	—	—	—	10	34
<b>Property offenses</b>	78.4%	10.2%	54.8%	33.0%	2.0%	10,322	13,170
<b>Fraudulent</b>	78.4%	11.1%	58.4%	29.4%	1.2%	8,120	10,361
Embezzlement	92.7	3.4	55.3	39.3	2.0	1,292	1,394
Fraud <sup>c</sup>	76.6	13.0	57.6	28.4	1.1	5,775	7,541
Forgery	77.9	8.6	65.4	25.9	0	162	208
Counterfeiting	73.2	10.2	66.8	22.2	0.8	891	1,218
<b>Other</b>	78.4%	7.0%	41.7%	46.3%	5.0%	2,202	2,809
Burglary	48.8	6.5	33.9	59.7	0	62	127
Larceny <sup>c</sup>	84.3	6.0	39.7	48.6	5.8	1,773	2,103
Motor vehicle theft	52.0	15.3	55.1	28.0	1.7	118	227
Arson and explosives	59.8	8.2	63.0	28.8	0	73	122
Transportation of stolen property	73.8	16.8	57.0	26.2	0	107	145
Other property offenses <sup>c</sup>	81.2	4.3	31.9	58.0	5.8	69	85
<b>Drug offenses</b>	40.9%	29.3%	46.3%	20.5%	4.0%	10,968	26,802
Trafficking	39.8	30.4	48.2	18.1	3.3	9,740	24,458
Other drug	52.4	20.6	31.1	39.3	9.0	1,228	2,344
<b>Public-order offenses</b>	71.8%	11.0%	39.3%	35.5%	14.3%	5,227	7,275
<b>Regulatory</b>	69.6%	14.1%	46.0%	34.7%	5.2%	1,591	2,286
Agriculture	98.1	1.9	33.7	52.9	11.5	104	106
Antitrust	—	—	—	—	—	9	9
Food and drug	86.0	16.3	46.5	30.2	7.0	43	50
Transportation	76.5	5.8	44.2	46.2	3.8	52	68
Civil rights	83.1	10.9	70.3	18.8	0	64	77
Communications	91.2	8.1	54.8	37.1	0	62	68
Custom laws	77.2	31.0	49.3	19.7	0	71	92
Postal laws	91.9	2.2	56.2	36.5	5.1	137	149
Other regulatory offenses	62.9	16.6	43.9	34.1	5.4	1,049	1,667
<b>Other</b>	72.9%	9.6%	36.4%	35.8%	18.2%	3,636	4,989
Tax law violations <sup>c</sup>	96.8	4.8	60.9	33.5	0.8	516	533
Bribery	84.3	22.5	45.0	32.6	0	129	153
Perjury, contempt, and intimidation	68.8	13.1	56.2	29.2	1.5	137	199
National defense	76.5	15.4	32.3	9.2	43.1	65	85
Escape	14.8	19.6	40.2	30.4	9.8	92	621
Racketeering and extortion	57.1	34.4	47.4	16.7	1.4	424	743
Gambling	97.8	11.4	45.5	43.2	0	44	45
Liquor offenses	—	—	—	—	—	7	7
Nonviolent sex offenses	74.4	11.1	45.6	32.1	11.1	467	628
Obscene material <sup>c</sup>	80.7	15.2	71.7	10.9	2.2	46	57
Traffic offenses	93.6	1.0	16.9	41.0	41.0	1,145	1,223
Migratory birds	100	0	21.4	60.7	17.9	28	28
All other offenses <sup>c</sup>	80.4	5.0	27.2	51.7	16.0	536	667
<b>Weapon offenses</b>	45.1%	14.9%	53.8%	29.5%	1.8%	1,900	4,214
<b>Immigration offenses</b>	12.4%	30.5%	32.6%	10.0%	26.8%	1,658	13,405

Note: Released defendants include some defendants who were also detained prior to trial. Total also includes defendants for whom release status data were unavailable. Percentages in these tables are not directly comparable to those in the 1993 and prior compendia; see *Chapter notes*, items 1 and 2, p. 50.

—Too few cases to obtain statistically reliable data.

<sup>a</sup>Includes deposit bond, surety bond, and collateral bond.

<sup>b</sup>Includes 138 defendants for whom an offense category could not be determined, 98 of whom were released.

<sup>c</sup>In this table, "Murder" includes nonnegligent manslaughter; "Sexual abuse" includes only violent sex offenses; "Fraud" excludes tax fraud; "Larceny" excludes transportation of stolen property; "Other property offenses" excludes fraudulent property offenses, and includes destruction of property and trespassing; "Tax law violations" includes tax fraud; "Obscene material" denotes the mail or transport thereof; and "All other offenses" includes offenses with unclassifiable offense type.

Table 3.3. Type of pretrial release for cases terminated, by defendant characteristics, October 1, 2000 - September 30, 2001							
Defendant characteristic	Percent released	Of defendants released at any time prior to case disposition, percent released on—				Number of defendants	
		Financial <sup>a</sup>	Unsecured bond	Personal recognizance	Conditional release	Released	All defendants
<b>All defendants<sup>b</sup></b>	45.9%	18.2%	47.2%	28.2%	6.3%	31,320	68,214
<b>Male/female</b>							
Male	41.1%	20.2%	45.8%	27.0%	6.9%	23,568	57,385
Female	71.7	12.3	51.6	31.7	4.4	7,712	10,756
<b>Race</b>							
White	43.3%	19.5%	46.3%	27.4%	6.9%	20,333	46,999
Black	50.3	16.7	52.8	25.9	4.6	8,843	17,576
Native American	64.5	3.7	22.7	71.1	2.6	820	1,272
Asian/Pacific Islander	57.4	20.8	45.1	29.0	5.1	907	1,580
<b>Ethnicity</b>							
Hispanic	23.2%	36.1%	37.8%	14.1%	12.0%	6,558	28,233
Non-Hispanic	62.0	13.6	50.0	31.8	4.7	24,523	39,542
<b>Age</b>							
16-18 years	46.4%	17.2%	38.0%	37.0%	7.8%	605	1,304
19-20 years	46.0	15.2	45.0	31.1	8.6	1,878	4,080
21-30 years	39.8	20.0	46.3	26.4	7.4	10,972	27,549
31-40 years	43.1	20.2	46.7	26.9	6.2	8,444	19,582
Over 40 years	60.0	15.3	50.0	30.0	4.7	9,329	15,546
<b>Education</b>							
Not high school graduate	38.9%	25.3%	48.8%	23.8%	2.1%	7,821	20,095
High school graduate	60.4	17.8	49.6	28.5	4.1	10,064	16,663
Some college	71.7	16.8	50.9	29.7	2.6	7,098	9,902
College graduate	79.7	15.2	50.6	30.2	4.1	3,331	4,180
<b>Marital status</b>							
Never married	50.6%	17.8%	50.2%	28.0%	4.0%	10,893	21,522
Divorced/separated	59.2	17.8	51.6	28.1	2.5	5,590	9,442
Married	60.4	20.6	48.5	27.8	3.1	9,940	16,448
Common law	44.4	25.7	46.8	26.2	1.4	2,065	4,647
Other	17.5	7.1	23.0	32.2	37.7	2,832	16,155
<b>Employment status at arrest</b>							
Unemployed	44.3%	18.5%	50.8%	28.0%	2.7%	9,976	22,509
Employed	63.3	19.6	49.0	27.9	3.5	18,699	29,559
<b>Criminal record</b>							
No convictions <sup>c</sup>	60.4%	16.8%	46.6%	29.9%	6.7%	12,160	20,132
Misdemeanor only	59.4	16.7	48.1	30.0	5.3	6,670	11,223
Felony							
Nonviolent	32.2	20.6	48.2	25.3	5.9	4,882	15,150
Violent	25.5	18.0	43.8	27.0	11.2	2,823	11,062
<b>Number of prior convictions</b>							
1	48.8%	18.9%	49.4%	27.0%	4.6%	5,415	11,090
2 to 4	38.4	19.1	47.2	27.6	6.2	5,902	15,366
5 or more	27.9	15.6	43.7	29.5	11.2	3,058	10,979
<b>Criminal justice status</b>							
Not under supervision	58.9%	18.0%	47.1%	29.0%	5.9%	23,882	40,558
Pretrial release	53.9	18.5	53.0	27.0	1.4	1,501	2,786
Probation	39.0	19.6	49.9	26.4	4.1	1,579	4,048
Parole	20.2	13.1	38.7	24.8	23.4	367	1,816
<b>Court appearance history</b>							
No prior arrests	55.3%	16.9%	46.6%	29.8%	6.7%	12,308	22,258
Failure to appear							
None	43.4	19.9	48.6	26.2	5.3	15,626	36,010
1	35.4	15.7	45.1	30.5	8.7	1,740	4,915
More than 1	32.7	14.8	40.8	33.4	11.0	1,646	5,031
<b>Drug abuse</b>							
No known abuse	60.2%	19.1%	48.7%	28.4%	3.8%	18,879	31,337
Drug history	50.0	19.2	52.4	26.4	1.9	8,292	16,597

Note: Released defendants include some defendants who were also detained prior to trial. Total also includes defendants for whom release status data were unavailable. Percentages in these tables are not directly comparable to those in the 1993 and prior compendia; see *Chapter notes*, items 1 and 2, p. 50.

<sup>a</sup>Includes deposit bond, surety bond, and collateral bond.

<sup>b</sup>Includes defendants for whom characteristics could not be determined.

<sup>c</sup>Includes only those defendants whose PSA records explicitly showed no prior convictions.

**Table 3.4. Form of pretrial detention for cases terminated, by offense, October 1, 2000 - September 30, 2001**

Most serious offense charged	Of defendants detained at any time prior to case disposition, percent detained by—						Number of defendants	
	Percent detained	Temporary detention <sup>a</sup>	Held on bail for—		Court	Other detentions	Detained	All defendants
			Part of pre-trial period	All of pre-trial period				
<b>All offenses<sup>b</sup></b>	72.1%	2.2%	22.0%	11.6%	53.4%	10.8%	49,199	68,214
<b>Violent offenses</b>	80.0%	0.7%	16.6%	3.6%	62.8%	16.4%	2,579	3,225
Murder <sup>c</sup>	89.3	0.7	16.9	2.1	66.2	14.1	142	159
Negligent manslaughter	57.1	—	—	—	—	—	8	14
Assault	55.6	0	30.3	3.1	51.5	15.1	456	820
Robbery	90.9	0.8	11.3	4.3	66.8	16.8	1,677	1,845
Sexual abuse <sup>c</sup>	68.8	0	32.8	0.6	53.4	13.2	174	253
Kidnaping	91.0	3.3	13.2	2.2	60.4	20.9	91	100
Threats against the President	91.2	0	9.7	0	64.5	25.8	31	34
<b>Property offenses</b>	37.7%	0.9%	38.6%	5.8%	41.6%	13.0%	4,960	13,170
<b>Fraudulent</b>	37.7%	1.0%	38.6%	6.1%	41.4%	12.9%	3,901	10,361
Embezzlement	15.8	1.4	51.8	7.3	29.5	10.0	220	1,394
Fraud <sup>c</sup>	39.8	1.0	36.8	6.1	42.9	13.1	2,998	7,541
Forgery	40.9	0	45.9	4.7	37.6	11.8	85	208
Counterfeiting	49.1	0.7	41.6	6.0	38.8	12.9	598	1,218
<b>Other</b>	37.7%	0.8%	38.6%	4.6%	42.3%	13.7%	1,059	2,809
Burglary	72.4	0	30.4	3.3	44.6	21.7	92	127
Larceny <sup>c</sup>	31.0	0.5	45.2	4.9	37.9	11.5	652	2,103
Motor vehicle theft	65.6	1.3	22.8	4.7	55.0	16.1	149	227
Arson and explosives	62.3	3.9	27.6	1.3	53.9	13.2	76	122
Transportation of stolen property	44.1	0	29.7	9.4	45.3	15.6	64	145
Other property offenses <sup>c</sup>	30.6	0	46.2	0	30.8	23.1	26	85
<b>Drug offenses</b>	83.7%	2.3%	25.2%	9.7%	53.2%	9.5%	22,430	26,802
Trafficking	85.3	2.0	25.2	10.1	53.5	9.2	20,864	24,458
Other drug offenses	66.8	6.9	25.4	4.3	49.4	14.0	1,566	2,344
<b>Public-order offenses</b>	40.7%	1.0%	28.3%	4.7%	47.8%	18.1%	2,960	7,275
<b>Regulatory</b>	44.9%	1.6%	29.0%	7.4%	39.8%	22.2%	1,027	2,286
Agriculture	7.5	—	—	—	—	—	8	106
Antitrust	—	...	...	...	...	...	0	9
Food and drug	32.0	0	50.0	6.3	37.5	6.3	16	50
Transportation	38.2	0	30.8	0	69.2	0	26	68
Civil rights	27.3	0	23.8	0	52.4	23.8	21	77
Communications	20.6	0	42.9	7.1	35.7	14.3	14	68
Custom laws	62.0	0	52.6	12.3	35.1	0	57	92
Postal laws	21.5	0	62.5	3.1	21.9	12.5	32	149
Other regulatory offenses	51.2	1.9	25.2	7.7	40.0	25.2	853	1,667
<b>Other</b>	38.7%	0.7%	28.0%	3.3%	52.1%	15.9%	1,933	4,989
Tax law violations <sup>c</sup>	15.4	0	78.0	2.4	14.6	4.9	82	533
Bribery	38.6	0	54.2	3.4	40.7	1.7	59	153
Perjury, contempt, and intimidation	52.8	1.0	36.2	3.8	43.8	15.2	105	199
National defense	34.1	0	24.1	3.4	58.6	13.8	29	85
Escape	92.3	0.9	6.8	1.7	70.7	19.9	573	621
Racketeering and extortion	64.6	0.8	24.8	2.7	58.5	13.1	480	743
Gambling	11.1	—	—	—	—	—	5	45
Liquor offenses	—	—	—	—	—	—	2	7
Nonviolent sex offenses	43.9	0.4	40.2	4.3	39.5	15.6	276	628
Obscene material <sup>c</sup>	43.9	0	48.0	4.0	36.0	12.0	25	57
Traffic offenses	9.0	1.8	47.3	9.1	25.5	16.4	110	1,223
Migratory birds	10.7	—	—	—	—	—	3	28
All other offenses <sup>c</sup>	27.6	0.5	32.6	4.9	39.7	22.3	184	667
<b>Weapon offenses</b>	76.0%	1.3%	23.5%	2.6%	56.8%	15.8%	3,204	4,214
<b>Immigration offenses</b>	97.0%	3.4%	9.3%	22.4%	56.9%	8.0%	12,998	13,405

Note: Detained defendants include some defendants who were also released prior to trial. Total also includes defendants for whom release status data were unavailable. Percentages in this table are not directly comparable to those in the 1993 and prior compendia; see *Chapter notes*, items 1 and 2, page 50.

—Too few cases to obtain statistically reliable data.

...No case of this type occurred in the data.

<sup>a</sup>Held under 18 U.S.C. § 3142 pending deportation, action on prior pretrial release, or probation or parole review.

<sup>b</sup>Includes 138 defendants for whom an offense category could not be determined, 63 of whom were detained.

<sup>c</sup>In this table, "Murder" includes nonnegligent manslaughter; "Sexual abuse" includes only violent sex offenses; "Fraud" excludes tax fraud; "Larceny" excludes transportation of stolen property; "Other property offenses" excludes fraudulent property offenses, and includes destruction of property and trespassing; "Tax law violations" includes tax fraud; "Obscene material" denotes the mail or transport thereof; and "All other offenses" includes offenses with unclassifiable offense type.

**Table 3.5. Form of pretrial detention for cases terminated, by defendant characteristics, October 1, 2000 - September 30, 2001**

Defendant characteristic	Of defendants detained at any time prior to case disposition, percent detained by—						Number of defendants	
	Percent detained	Temporary detention <sup>a</sup>	Held on bail for—		Court	Other detentions	Detained	All defendants
			Part of pre-trial period	All of pre-trial period				
<b>All defendants<sup>b</sup></b>	72.1%	2.2%	22.0%	11.6%	53.4%	10.8%	49,199	68,214
<b>Male/female</b>								
Male	76.2%	2.3%	19.7%	11.7%	55.1%	11.1%	43,721	57,385
Female	50.6	1.4	40.2	10.1	40.5	7.9	5,439	10,756
<b>Race</b>								
White	74.0%	2.5%	20.8%	14.4%	52.5%	9.7%	34,770	46,999
Black	69.2	1.5	24.2	4.8	56.2	13.2	12,166	17,576
Native American	66.4	0.2	37.4	1.4	49.5	11.4	844	1,272
Asian/Pacific Islander	61.3	0.3	26.1	3.3	55.7	14.6	968	1,580
<b>Ethnicity</b>								
Hispanic	91.9%	3.4%	14.9%	17.5%	55.6%	8.5%	25,953	28,233
Non-Hispanic	58.2	0.8	30.0	5.0	51.0	13.2	23,006	39,542
<b>Age</b>								
16-18 years	77.4%	2.1%	28.2%	10.7%	50.8%	8.1%	1,009	1,304
19-20 years	73.4	1.7	24.4	12.6	52.7	8.6	2,993	4,080
21-30 years	78.2	2.4	20.3	11.4	55.0	10.9	21,555	27,549
31-40 years	74.7	2.3	20.7	12.0	54.2	10.8	14,618	19,582
Over 40 years	57.5	1.9	26.7	11.1	49.1	11.3	8,945	15,546
<b>Education</b>								
Not high school graduate	81.9%	4.3%	22.0%	10.0%	52.3%	11.4%	16,463	20,095
High school graduate	62.9	1.6	32.1	5.3	49.3	11.6	10,474	16,663
Some college	51.3	1.4	39.8	4.6	43.6	10.7	5,078	9,902
College graduate	37.2	1.1	41.1	6.1	41.4	10.4	1,553	4,180
<b>Marital status</b>								
Never married	71.4%	2.0%	26.7%	6.5%	53.2%	11.6%	15,376	21,522
Divorced/separated	63.4	2.3	31.1	8.1	46.0	12.4	5,989	9,442
Married	59.0	3.6	29.0	8.0	48.5	10.9	9,702	16,448
Common law	78.4	5.0	25.3	9.3	49.7	10.8	3,643	4,647
Other	89.7	0.7	7.6	21.4	61.0	9.2	14,489	16,155
<b>Employment status at arrest</b>								
Unemployed	77.0%	2.6%	23.4%	6.5%	53.0%	14.6%	17,321	22,509
Employed	58.2	3.1	33.0	8.5	46.5	9.0	17,207	29,559
<b>Criminal record</b>								
No convictions <sup>c</sup>	57.5%	2.4%	28.0%	14.0%	48.0%	7.6%	11,570	20,132
Misdemeanor only	64.2	1.7	32.8	10.5	45.9	9.0	7,203	11,223
Felony								
Nonviolent	84.0	2.7	16.5	12.3	55.7	12.9	12,725	15,150
Violent	89.4	1.8	13.7	10.5	59.9	14.0	9,890	11,062
<b>Number of prior convictions</b>								
1	70.9%	2.5%	25.0%	11.9%	50.3%	10.3%	7,861	11,090
2 to 4	80.2	2.4	20.0	11.4	54.5	11.7	12,329	15,366
5 or more	87.7	1.6	14.4	10.6	58.6	14.8	9,628	10,979
<b>Criminal justice status</b>								
Not under supervision	61.9%	1.7%	29.9%	12.7%	47.1%	8.6%	25,096	40,558
Pretrial release	70.5	3.4	30.3	3.7	53.0	9.7	1,964	2,786
Probation	80.3	3.6	20.7	19.1	45.8	10.7	3,250	4,048
Parole	92.8	3.7	11.8	17.2	56.6	10.7	1,685	1,816
<b>Court appearance history</b>								
No prior arrests	61.1%	2.6%	24.2%	12.3%	53.2%	7.7%	13,601	22,258
Failure to appear								
None	75.4	2.4	22.0	11.7	51.7	12.2	27,161	36,010
1	82.8	1.2	18.4	10.2	57.8	12.4	4,070	4,915
More than 1	86.8	0.6	18.5	9.5	61.1	10.1	4,367	5,031
<b>Drug abuse</b>								
No known abuse	59.4%	2.8%	28.9%	9.1%	47.8%	11.4%	18,610	31,337
Drug history	75.4	2.3	29.3	5.7	51.1	11.6	12,513	16,597

Note: Detained defendants include defendants who were also released prior to trial. Total also includes defendants for whom release status data were unavailable. Percentages in this table are not directly comparable to those in the 1993 and prior compendia; see *Chapter notes*, items 1 and 2, page 50.

<sup>a</sup>Held under 18 U.S.C. § 3142 pending deportation, action on prior pretrial release, or probation or parole review.

<sup>b</sup>Includes defendants for whom these characteristics could not be determined.

<sup>c</sup>Includes only those defendants whose PSA records explicitly showed no prior convictions.

**Table 3.6. Pretrial detention hearing outcomes for cases terminated, by offense, October 1, 2000-September 30, 2001**

Most serious offense charged	All defendants	Defendants with pretrial detention hearings			
		Number of defendants		Percent of defendants with hearings held	Of defendants with hearings held, percent ordered detained
		Hearings held	Ordered detained		
<b>All offenses<sup>a</sup></b>	68,214	35,657	26,263	52.3%	73.7%
<b>Violent offenses</b>	3,225	2,174	1,618	67.4%	74.4%
Murder <sup>b</sup>	159	124	94	78.0	75.8
Negligent manslaughter	14	6	1	42.9	—
Assault	820	372	234	45.4	62.9
Robbery	1,845	1,417	1,121	76.8	79.1
Sexual abuse <sup>b</sup>	253	152	93	60.1	61.2
Kidnaping	100	74	55	74.0	74.3
Threats against the President	34	29	20	85.3	69.0
<b>Property offenses</b>	13,170	3,360	2,062	25.5%	61.4%
<b>Fraudulent</b>	10,361	2,632	1,614	25.4%	61.3%
Embezzlement	1,394	125	65	9.0	52.0
Fraud <sup>b</sup>	7,541	2,081	1,285	27.6	61.7
Forgery	208	50	32	24.0	64.0
Counterfeiting	1,218	376	232	30.9	61.7
<b>Other</b>	2,809	728	448	25.9%	61.5%
Burglary	127	60	41	47.2	68.3
Larceny <sup>b</sup>	2,103	434	247	20.6	56.9
Motor vehicle theft	227	116	82	51.1	70.7
Arson and explosives	122	60	41	49.2	68.3
Transportation of stolen property	145	43	29	29.7	67.4
Other property offenses <sup>b</sup>	85	15	8	17.6	53.3
<b>Drug offenses</b>	26,802	17,008	11,915	63.5%	70.1%
Trafficking	24,458	15,775	11,144	64.5	70.6
Other drug	2,344	1,233	771	52.6	62.5
<b>Public-order offenses</b>	7,275	2,153	1,413	29.6%	65.6%
<b>Regulatory</b>	2,286	676	408	29.6%	60.4%
Agriculture	106	6	1	5.7	—
Antitrust	9	0	0	—	...
Food and drug	50	11	6	22.0	54.5
Transportation	68	25	18	36.8	72.0
Civil rights	77	19	11	24.7	57.9
Communications	68	8	5	11.8	—
Custom laws	92	37	20	40.2	54.1
Postal laws	149	19	7	12.8	36.8
Other regulatory offenses	1,667	551	340	33.1	61.7
<b>Other</b>	4,989	1,477	1,005	29.6%	68.0%
Tax law violations <sup>b</sup>	533	35	12	6.6	34.3
Bribery	153	44	24	28.8	54.5
Perjury, contempt, and intimidation	199	72	46	36.2	63.9
National defense	85	24	17	28.2	70.8
Escape	621	485	404	78.1	83.3
Racketeering and extortion	743	409	280	55.0	68.5
Gambling	45	3	1	6.7	—
Liquor offenses	7	1	1	—	—
Nonviolent sex offenses	628	211	109	33.6	51.7
Obscene material <sup>b</sup>	57	14	9	24.6	64.3
Traffic offenses	1,223	50	28	4.1	56.0
Migratory birds	28	3	1	10.7	—
All other offenses <sup>b</sup>	667	126	73	18.9	57.9
<b>Weapon offenses</b>	4,214	2,560	1,818	60.7%	71.0%
<b>Immigration offenses</b>	13,405	8,352	7,400	62.3%	88.6%

Note: Defendants may also be detained for failure to meet bail conditions, or temporarily detained pending action of other agencies. Percentages in this table are not directly comparable to those in the 1993 and prior compendia; see *Chapter notes*, items 1 and 2, page 50.

—Too few cases to obtain statistically reliable data.

...No case of this type occurred in the data.

<sup>a</sup>Includes 138 defendants for whom an offense category could not be determined, 35 of whom had pretrial detention hearings.

<sup>b</sup>In this table, "Murder" includes nonnegligent manslaughter; "Sexual abuse" includes only violent sex offenses; "Fraud" excludes tax fraud; "Larceny" excludes transportation of stolen property; "Other property offenses" excludes fraudulent property offenses, and includes destruction of property and trespassing; "Tax law violations" includes tax fraud; "Obscene material" denotes the mail or transport thereof; and "All other offenses" includes offenses with unclassifiable offense type.

**Table 3.7. Pretrial detention hearing outcomes for cases terminated, by defendant characteristics, October 1, 2000 - September 30, 2001**

Defendant characteristic	All defendants	Defendants with pretrial detention hearings			
		Number of defendants Hearings held	Ordered detained	Percent of defendants with hearings held	Of defendants with hearings held, percent ordered detained
<b>All defendants<sup>a</sup></b>	68,214	35,657	26,263	52.3%	73.7%
<b>Male/female</b>					
Male	57,385	31,951	24,054	55.7%	75.3%
Female	10,756	3,687	2,196	34.3	59.6
<b>Race</b>					
White	46,999	24,225	18,246	51.5%	75.3%
Black	17,576	9,555	6,837	54.4	71.6
Native American	1,272	712	417	56.0	58.6
Asian/Pacific Islander	1,580	849	536	53.7	63.1
<b>Ethnicity</b>					
Hispanic	28,233	17,835	14,422	63.2%	80.9%
Non-Hispanic	39,542	17,654	11,730	44.6	66.4
<b>Age</b>					
16-18 years	1,304	718	511	55.1%	71.2%
19-20 years	4,080	2,106	1,577	51.6	74.9
21-30 years	27,549	15,846	11,843	57.5	74.7
31-40 years	19,582	10,540	7,920	53.8	75.1
Over 40 years	15,546	6,397	4,383	41.1	68.5
<b>Education</b>					
Not high school graduate	20,095	11,964	8,607	59.5%	71.9%
High school graduate	16,663	7,944	5,164	47.7	65.0
Some college	9,902	3,765	2,210	38.0	58.7
College graduate	4,180	1,122	641	26.8	57.1
<b>Marital status</b>					
Never married	21,522	11,652	8,179	54.1%	70.2%
Divorced/separated	9,442	4,299	2,754	45.5	64.1
Married	16,448	7,117	4,700	43.3	66.0
Common law	4,647	2,670	1,809	57.5	67.8
Other	16,155	9,919	8,821	61.4	88.9
<b>Employment status at arrest</b>					
Unemployed	22,509	12,972	9,175	57.6%	70.7%
Employed	29,559	12,521	7,989	42.4	63.8
<b>Criminal record</b>					
No convictions <sup>b</sup>	20,132	8,155	5,550	40.5%	68.1%
Misdemeanor only	11,223	5,068	3,303	45.2	65.2
Felony					
Nonviolent	15,150	9,160	7,077	60.5	77.3
Violent	11,062	7,422	5,924	67.1	79.8
<b>Number of prior convictions</b>					
1	11,090	5,544	3,951	50.0%	71.3%
2 to 4	15,366	8,943	6,715	58.2	75.1
5 or more	10,979	7,163	5,638	65.2	78.7
<b>Criminal justice status</b>					
Not under supervision	40,558	17,855	11,805	44.0%	66.1%
Pretrial release	2,786	1,463	1,040	52.5	71.1
Probation	4,048	2,023	1,488	50.0	73.6
Parole	1,816	1,121	954	61.7	85.1
<b>Court appearance history</b>					
No prior arrests	22,258	9,971	7,223	44.8%	72.4%
Failure to appear					
None	36,010	19,249	14,025	53.5	72.9
1	4,915	3,039	2,348	61.8	77.3
More than 1	5,031	3,398	2,667	67.5	78.5
<b>Drug abuse</b>					
No known abuse	31,337	13,405	8,896	42.8%	66.4%
Drug history	16,597	9,359	6,390	56.4	68.3

Note: Percentages in this table are not directly comparable to those in the 1993 and prior compendia; see *Chapter notes*, items 1 and 2, page 50.

<sup>a</sup>Includes defendants for whom these characteristics are unknown.

<sup>b</sup>Includes only those defendants whose PSA records explicitly showed no prior convictions.

**Table 3.8. Behavior of defendants released prior to trial for cases terminated, by offense, October 1, 2000 - September 30, 2001**

Most serious offense charged	Percent of released defendants who had—						Technical violations of bail conditions	Release revoked	Number of released defendants
	Violations while on release								
	No violation	At least one violation	Failed to appear	New offense charged					
			Felony	Misdemeanor					
<b>All offenses*</b>	81.2%	18.8%	2.6%	1.9%	1.9%	17.3%	6.8%	31,320	
<b>Violent offenses</b>	77.0%	23.0%	2.8%	2.1%	2.7%	22.2%	12.6%	1,170	
<b>Property offenses</b>	87.3%	12.7%	1.4%	1.6%	1.4%	11.3%	4.8%	10,322	
Fraudulent offenses	88.2	11.8	1.4	1.5	1.3	10.5	4.3	8,120	
Other property offenses	84.2	15.8	1.5	1.8	1.8	14.4	6.3	2,202	
<b>Drug offenses</b>	72.0%	28.0%	3.9%	2.5%	2.6%	26.1%	9.8%	10,968	
<b>Public-order offenses</b>	91.5%	8.5%	1.6%	0.5%	0.9%	7.7%	2.3%	5,227	
Regulatory offenses	91.8	8.2	1.0	0.7	1.1	7.5	2.1	1,591	
Other public-order offenses	91.4	8.6	1.9	0.4	0.9	7.8	2.4	3,636	
<b>Weapon offenses</b>	69.9%	30.1%	2.5%	4.4%	3.6%	28.2%	12.8%	1,900	
<b>Immigration offenses</b>	86.9%	13.1%	4.1%	1.3%	0.8%	11.3%	3.7%	1,658	

Note: Data describe defendants whose pretrial services were terminated during fiscal year 2001. A defendant with more than one type of violation appears in more than one column. A defendant with more than one of the same type of violation appears only once in that column. Therefore, the sum of individual violations exceeds the total. Not all violations resulted in revocation. For further information, see *Chapter notes*, item 1, page 50.

\*Includes 65 defendants for whom an offense category could not be determined.

**Table 3.9. Behavior of defendants released prior to trial for cases terminated, by type of release, October 1, 2000 - September 30, 2001**

Type of release	Percent of released defendants who had—						Technical violations of bail conditions	Release revoked	Number of released defendants
	Violations while on release								
	No violation	At least one violation	Failed to appear	New offense charged					
			Felony	Misdemeanor					
<b>All releases</b>	81.2%	18.8%	2.6%	1.9%	1.9%	17.3%	6.8%	31,320	
<b>Financial release</b>	75.5%	24.5%	4.6%	2.7%	2.7%	21.8%	7.1%	5,710	
Deposit bond	71.3	28.7	6.0	2.7	3.4	25.0	6.7	2,631	
Collateral bond	80.6	19.4	2.5	3.2	2.1	17.3	7.0	1,565	
Corporate surety	77.4	22.6	4.4	2.0	2.0	20.9	8.1	1,514	
<b>Unsecured bond</b>	81.3%	18.7%	2.3%	2.1%	1.9%	17.2%	6.9%	14,795	
<b>Personal recognizance</b>	81.3%	18.7%	1.5%	1.4%	1.8%	17.7%	8.0%	8,838	
<b>Conditional release</b>	96.8%	3.2%	3.1%	0%	0%	3.2%	0.1%	1,977	

Note: Data describe defendants whose pretrial services were terminated during fiscal year 2001. A defendant with more than one type of violation appears in more than one column. A defendant with more than one of the same type of violation appears only once in that column. Therefore, the

sum of individual violations exceeds the total. Not all violations resulted in revocation. For further information, see *Chapter notes*, item 1, page 50.



**Table 3.10. Behavior of defendants released prior to trial for cases terminated, by defendant characteristics, October 1, 2000 - September 30, 2001**

Defendant characteristic	Percent of released defendants who had—						Release revoked	Number of released defendants
	Violations while on release				Technical violations of bail conditions			
	No violation	At least one violation	Failed to appear	New offense charged				
				Felony	Misdemeanor			
<b>All defendants<sup>a</sup></b>	81.2%	18.8%	2.6%	1.9%	1.9%	17.3%	6.8%	31,320
<b>Male/female</b>								
Male	80.2%	19.8%	2.6%	2.1%	2.1%	18.3%	7.4%	23,568
Female	84.3	15.7	2.3	1.3	1.3	14.5	5.1	7,712
<b>Race</b>								
White	82.8%	17.2%	2.6%	1.6%	1.6%	15.8%	6.1%	20,333
Black	76.7	23.3	2.7	2.8	2.5	21.4	8.3	8,843
Native American	76.2	23.8	1.0	1.8	3.4	22.9	15.6	820
Asian/Pacific Islander	90.0	10.0	0.9	0.4	0.8	9.8	3.7	907
<b>Ethnicity</b>								
Hispanic	79.9%	20.1%	4.8%	1.6%	1.7%	18.1%	5.2%	6,558
Non-Hispanic	81.5	18.5	2.0	2.0	1.9	17.2	7.3	24,523
<b>Age</b>								
16-18 years	73.2%	26.8%	3.6%	4.1%	4.0%	24.8%	12.1%	605
19-20 years	74.5	25.5	3.1	3.6	2.7	23.9	10.4	1,878
21-30 years	77.0	23.0	3.1	2.4	2.6	21.2	8.1	10,972
31-40 years	80.7	19.3	2.7	1.7	1.8	17.7	7.2	8,444
Over 40 years	88.4	11.6	1.7	1.0	0.9	10.7	4.0	9,329
<b>Education</b>								
Less than high school graduate	72.4%	27.6%	4.3%	3.0%	2.9%	25.2%	10.4%	7,821
High school graduate	79.5	20.5	2.3	2.0	2.1	19.1	7.4	10,064
Some college	84.4	15.6	1.6	1.5	1.5	14.3	5.8	7,098
College graduate	92.0	8.0	0.8	1.0	0.9	7.3	2.5	3,331
<b>Marital status</b>								
Never married	74.9%	25.1%	2.6%	2.6%	2.7%	23.5%	9.6%	10,893
Divorced/separated	80.2	19.8	2.8	1.7	1.8	18.3	7.3	5,590
Married	87.4	12.6	2.1	1.4	1.3	11.3	4.1	9,940
Common law	73.7	26.3	3.5	2.6	2.6	24.1	9.8	2,065
Other	91.6	8.4	3.2	0.6	0.7	7.9	2.7	2,832
<b>Employment status at arrest</b>								
Unemployed	74.4%	25.6%	3.3%	2.6%	2.5%	23.7%	10.5%	9,976
Employed	83.5	16.5	2.0	1.7	1.8	15.1	5.4	18,699
<b>Criminal record</b>								
No convictions <sup>b</sup>	89.8%	10.2%	1.8%	0.8%	0.9%	9.2%	2.7%	12,160
Misdemeanor only	77.3	22.7	2.9	1.9	2.5	21.4	8.8	6,670
Felony								
Nonviolent	73.1	26.9	3.1	3.0	2.5	24.9	10.9	4,882
Violent	70.4	29.6	2.9	3.9	3.5	27.6	12.7	2,823
<b>Number of prior convictions</b>								
1	79.5%	20.5%	2.5%	2.2%	2.1%	19.1%	7.2%	5,415
2 to 4	73.8	26.2	3.2	2.4	2.8	24.5	10.2	5,902
5 or more	67.2	32.8	3.5	3.9	3.7	30.6	15.9	3,058
<b>Criminal justice status</b>								
Not under supervision	84.1%	15.9%	2.3%	1.4%	1.5%	14.6%	5.3%	23,882
Pretrial release	69.2	30.8	2.6	3.8	3.7	28.4	13.7	1,501
Probation	73.0	27.0	3.0	4.1	3.2	25.0	11.0	1,579
Parole	76.0	24.0	1.9	2.2	3.5	21.8	10.4	367
<b>Court appearance history</b>								
No prior arrests	89.8%	10.2%	1.8%	0.8%	1.0%	9.2%	2.8%	12,308
Failure to appear								
None	77.7	22.3	2.7	2.5	2.3	20.7	8.5	15,626
1	70.6	29.4	3.9	2.7	3.0	27.6	12.4	1,740
More than 1	62.4	37.6	5.7	3.7	4.1	34.9	16.1	1,646
<b>Drug abuse</b>								
No known abuse	87.3%	12.7%	2.0%	1.5%	1.5%	11.3%	4.4%	18,879
Drug history	64.8	35.2	3.2	3.1	3.3	33.6	13.5	8,292

Note: Data describe defendants whose pretrial services were terminated during fiscal year 2001. A defendant with more than one type of violation appears in more than one column. A defendant with more than one of the same type of violation appears only once in that column. Therefore, the sum of individual violations exceeds the total. Not all violations resulted in revocation. For further information, see *Chapter notes*, item 1, page 50.

<sup>a</sup>Includes defendants for whom these characteristics could not be determined.

<sup>b</sup>Includes only those defendants whose PSA records explicitly showed no prior convictions.

**Table 3.11. Length of pretrial detention for cases terminated, by form of release or detention, and most serious offense charged, October 1, 2000 - September 30, 2001**

Most serious offense charged	Among defendants detained for any time prior to case disposition, the average number of days detained <sup>a</sup>					
	Released on—			Not released		
	Financial conditions	Unsecured bond <sup>b</sup>	Personal recognizance	Conditional release	Financial condition	Detained by court
<b>All offenses</b>	24.5 days	34.0 days	39.9 days	42.0 days	80.9 days	110.1 days
<b>Violent offenses</b>	34.4 days	42.3 days	45.2 days	156.3 days	84.0 days	144.3 days
Murder <sup>c</sup>	—	66.6	62.1	...	...	255.7
Negligent manslaughter	...	...	38.4	...	...	—
Assault	7.9	62.6	36.3	180.5	33.8	134.1
Robbery	26.4	35.0	50.2	164.6	104.6	133.7
Sexual abuse <sup>c</sup>	—	26.0	50.4	—	—	138.9
Kidnaping	—	—	37.4	—	—	162.2
Threats against the President	—	—	—	...	...	353.3
<b>Property offenses</b>	30.9 days	35.7 days	33.6 days	70.6 days	91.8 days	96.0 days
<b>Fraudulent</b>	27.4 days	37.6 days	35.0 days	95.6 days	95.4 days	92.5 days
Embezzlement	24.5	64.3	13.4	0	46.8	75.2
Fraud <sup>c</sup>	27.1	34.7	34.3	127.6	102.7	94.3
Forgery	44.4	23.6	169.5	...	—	81.9
Counterfeiting	28.1	42.3	31.6	—	84.2	88.8
<b>Other</b>	49.6 days	28.1 days	31.6 days	12.3 days	74.2 days	109.3 days
Burglary	—	14.9	27.8	...	—	116.0
Larceny <sup>c</sup>	26.2	26.2	24.8	12.3	74.4	81.0
Motor vehicle theft	154.5	17.3	112.7	—	—	141.9
Arson and explosives	—	34.5	64.0	...	—	149.0
Transportation of stolen property	68.3	6.0	15.2	...	—	182.2
Other property offenses <sup>c</sup>	—	162.0	10.7	—	...	—
<b>Drug offenses</b>	24.4 days	33.4 days	40.6 days	39.8 days	88.7 days	129.0 days
Trafficking	24.7	33.2	41.0	38.1	86.3	130.3
Other drug offenses	21.7	37.1	35.8	76.8	131.9	109.5
<b>Public-order offenses</b>	18.5 days	26.2 days	32.7 days	67.5 days	143.7 days	120.2 days
<b>Regulatory</b>	14.6 days	18.9 days	38.0 days	66.8 days	129.4 days	92.8 days
<b>Other</b>	21.1 days	31.2 days	31.1 days	69.1 days	172.3 days	131.3 days
Tax law violations <sup>c</sup>	6.4	45.1	15.3	—	—	69.6
Bribery	7.6	74.8	49.0	...	—	131.4
Perjury, contempt, and intimidation	55.1	20.3	35.1	—	—	124.1
National defense	—	4.0	—	0	—	226.6
Escape	4.1	21.3	18.9	—	—	63.7
Racketeering and extortion	28.6	43.2	65.1	—	218.5	240.0
Gambling	—	8.0	7.0	...	...	—
Liquor offenses	...	—	—	...	...	...
Nonviolent sex offenses	10.5	31.2	20.5	0	—	97.7
Obscene material <sup>c</sup>	—	12.0	—	—	—	—
Traffic	5.0	6.8	9.9	0	—	35.0
Migratory birds	...	—	84.0	—	...	...
All other offenses <sup>c</sup>	12.2	23.5	44.8	0	—	63.7
<b>Weapon offenses</b>	36.7 days	45.3 days	48.0 days	98.4 days	91.9 days	121.0 days
<b>Immigration offenses</b>	13.5 days	22.3 days	30.8 days	37.1 days	56.8 days	67.8 days

— Too few cases to obtain statistically reliable data.

... No case of this type occurred in the data.

<sup>a</sup>Data describe 68,214 defendants who terminated pretrial services during fiscal year 2001. Data exclude defendants for whom periods of detention could not be determined or were unavailable. For further information, see *Chapter notes*, item 1, p. 50.

<sup>b</sup>Includes deposit bond, surety bond, and collateral bond.

<sup>c</sup>In this table, "Murder" includes nonnegligent manslaughter; "Sexual abuse" includes only violent sex offenses; "Fraud" excludes tax fraud; "Larceny" excludes transportation of stolen property; "Other property offenses" excludes fraudulent property offenses, and includes destruction of property and trespassing; "Tax law violations" includes tax fraud; "Obscene material" denotes the mail or transport thereof; and "All other offenses" includes offenses with unclassifiable offense type.

## Chapter notes

---

1) All tables in chapter 3 were created from data in the Pretrial Services Information Act System data base, which is maintained by the Pretrial Services Agency (PSA) within the AOUSC. The data describe pretrial defendants processed by Federal pretrial service agencies within each district. Defendants who received pretrial services through a local, non-Federal agency, such as the District of Columbia, are not included. The data describe 75,275 defendants whose cases commenced and 68,214 defendants who terminated pretrial services during October 1, 2000, through September 30, 2001, and whose cases were filed by complaint, indictment, or information. In these tables, the totals (that is, "all offenses") included records whose offense or other attributes were missing or indeterminable. The percentage distributions were based on nonmissing values, and missing values were reported in a separate row or in a footnote.

Offenses in the PSA are based on the most serious charged offense, as determined by the probation officer responsible for the interview with the defendant. The probation officer classifies the major offense charged into AOUSC four-digit offense codes. For defendants charged with more than one offense on an indictment, the probation officer chooses as the major charged offense the one carrying the most severe penalty or, in the case of two or more charges carrying the same penalty, the one with the highest offense severity. The offense severity level is determined by the AOUSC, which ranks offenses according to the maximum sentence, type of crime, and maximum fine amount. These four-digit codes are then aggregated into the same offense categories as those used in chapter 2.

For drug offenses, the type of drug activity — trafficking or possession — is obtained by the probation officers from their reading of the

indictment or other charging documents. The AOUSC citation manual provides probation officers with detailed instructions on how to code drug crimes.

2) In tables 3.1-3.5, the percentages showing the methods of release or methods of detention were based on the number of defendants released or the number of defendants detained. In tables 3.6 and 3.7, the percentages were based on the number of defendants who had hearings and were ordered detained. This method departs from the 1993 and prior compendia, in which the percentages were based on the number of defendants terminating pretrial services.



## The Federal justice database

### Source of data

The source of data for all tables in this *Compendium* is the Bureau of Justice Statistics (BJS) Federal justice database. The database is presently constructed from source files provided by the U.S. Marshals Service, the Drug Enforcement Administration, the Executive Office for U.S. Attorneys, the Administrative Office of the U.S. Courts, the United States Sentencing Commission, and the U.S. Bureau of Prisons. The Administrative Office of the U.S. Courts, in addition to providing data describing defendants in cases processed by the Federal judiciary, provides data describing defendants processed by the Federal pre-trial services agencies and the Federal probation and supervision service. Federal law prohibits the use of these files for any purposes other than research or statistics. A description of the source agency data files is provided in the table at the end of this section.

Some records in the Federal justice database are matched according to a statistically weighted combination of names, other personal identifiers, dates of court appearances, types of offenses, and other relevant information contained in the files. Using the matched data files, it is possible to combine information about two or more stages of the processing of a criminal matter or case, for example from adjudication to probation or parole supervision.

### Reporting period

Wherever possible, matters or cases have been selected according to the event which occurred during fiscal year 2001 (October 1, 2000, through September 30, 2001). Some data files provided by source agencies are organized according to a calendar year time frame; these have been combined and divided into fiscal years for purposes of the *Compendium*. Files which are organized by their source agencies according to fiscal year nonetheless include some pertinent records in later years' files. For

example, tabulations of suspects in matters concluded during fiscal year 2001 in this *Compendium* have been assembled from source files containing records of 2001 matters concluded which were entered into the data system during fiscal years 2001 or 2002.

### Availability of data items

The availability of particular items of information is affected by the data source. For example, data on prosecutors' decisions prior to court filing are provided for cases investigated by U.S. attorneys but not for those handled by other litigating divisions of the U.S. Department of Justice. Criminal Division cases enter the data base once they are filed in U.S. district court, however.

Many items of social and demographic information come from pre-sentence investigation records, supervision records, or sentencing records, and are available only for arrested defendants who were convicted and/or began serving a sentence involving supervised release. This particularly affects sex, race, ethnicity, and prior record information.

### Table construction and interpretation

The tables presented report events that occurred during the Federal fiscal year — October 1, 2000 - September 30, 2001. Generally the tables include both individual and organizational defendants. Organizational defendants are not included in tables describing defendants under pretrial release and detention, defendants sentenced to incarceration, and offenders under post-conviction supervision. Juvenile offenders are included in the reported statistics.

### Unit of analysis

The unit of analysis in chapters 1 through 6 is a combination of a person (or corporation) and a matter or case. For example, if a single person is involved in three different criminal cases during the time period specified in the table, he or she is counted three

times in the tabulation. Similarly, if a single criminal case involves a corporate defendant and four individual defendants, it counts five times in the tabulation. In chapter 7 the unit of analysis for incarceration, probation, parole, or other supervised release is a person entering custody or supervision, or a person leaving custody or supervision. For example, a person convicted in two concurrent cases and committed once to the custody of the Federal Bureau of Prisons in the indicated time period is counted as one admission to a term of incarceration. A person who terminates probation twice in the indicated time period, such as with a violation and again after reinstatement, is counted as two terminations of probation.

### Interpretation

The tables in the *Compendium* are constructed to permit the user to make valid comparisons of numbers within each table and to compare percentage rates across tables. The total numbers of subjects in *Compendium* tables that are based on records linked between two files are generally less than the total number of records in either source file. Accordingly, comparisons of absolute numbers across two or more tables in this volume and other data sources are not necessarily valid.

### Offense classifications

#### Procedure

The offense classification procedure used in this *Compendium* is based on the classification system followed by the Administrative Office of the U.S. Courts. Specific offenses are combined to form the BJS categories shown in the *Compendium* tables.\*

Offense categories for Federal arrestees in chapter 1 are based on the FBI's National Crime Information

---

\*These categories correspond to the Bureau of Justice Statistics crime definitions and, to the extent possible, are organized and presented consistent with BJS publications on State criminal justice systems.

Center (NCIC) offense classifications, which are converted into U.S. Marshals' four-digit offense codes, which, in turn are aggregated into the offense categories shown in the tables.

These categories are similar, but may not be directly comparable to the BJS offense categories used in other chapters of this *Compendium*. For data from the Executive Office for U.S. Attorneys, which include United States Code citations but do not include the Administrative Office of offense classifications, United States Code titles and sections are translated into the Administrative Office classification system and then aggregated into the offense categories used in the tables. Offense categories for prisoners in chapter 7 are based on combinations of offense designations used by the Bureau of Prisons. They are similar to the categories in other chapters and other tables in chapter 7, but may not be directly comparable.

#### *Felony/misdemeanor distinctions*

Felony and misdemeanor distinctions are provided where possible. Felony offenses are those with a maximum penalty of more than 1 year in prison. Misdemeanor offenses are those with a maximum penalty of 1 year or less. Felonies and misdemeanors are further classified using the maximum term of imprisonment authorized. Section 3559, U.S. Code, Title 18 classifies offenses according to the following schedule:

#### *Felonies*

**Class A felony** — life imprisonment, or if the maximum penalty is death.

**Class B felony** — 25 years or more.

**Class C felony** — less than 25 years but more than 10 years.

**Class D felony** — less than 10 years but more than 5 years.

**Class E felony** — less than 5 years but more than 1 year.

#### *Misdemeanors*

**Class A misdemeanor** — 1 year or less but more than 1 month.

**Class B misdemeanor** — 6 months or less but more than 30 days.

**Class C misdemeanor** — 30 days or less but more than 5 days.

**Infraction** — 5 days or less, or if no imprisonment is authorized.

In this *Compendium*, felony and misdemeanor distinctions are provided where the data permit these distinctions. Chapters 1 and 2 do not use this distinction because many suspects cannot be so classified at the arrest and investigation stages in the criminal justice process. Chapter 3 no longer reports this distinction because the Pretrial Services Agency no longer gathers this information. Chapters 4 and 5 distinguish between felony and misdemeanor offenses, as do tables 7.1–7.6. Tables 7.7–7.11 follow the convention of other BJS publications by separately tabulating offenders whose actual imposed sentences are less than or equal to 1 year and those whose actual sentences are greater than 1 year.

#### *Most serious offense selection*

Where more than one offense is charged or adjudicated, the most serious offense (the one that may or did result in the most severe sentence) is used to classify offenses. The offense description may change as the criminal justice process proceeds. Tables indicate whether investigated, charged or adjudicated offenses are used. In chapter 2 the most serious offense is based on the criminal lead charge as determined by the assistant U.S. attorney responsible for the criminal proceeding. In chapter 3 the major charged offense is based upon the Administrative Office's offense severity classification system, as determined by the pretrial officer responsible for the case. To select this offense, the officer ranks offenses according to severity based on maximum imprisonment, type of crime, and maximum fines. In chapter 4 the most serious offense charged is the one that has the most severe potential sentence. For chapter 5 conviction offenses are based on statutory maximum penalties. In chapter 6 offenses

are classified by the offense of conviction. In tables 7.1–7.6, the most serious offense of conviction is either the one having the longest sentence imposed or, if equal sentences were imposed or there was no imprisonment, it was the offense carrying the highest severity code as determined by the Administrative Office's offense severity code ranking. In tables 7.7–7.13, prisoners are classified according to the offense which bears the longest single incarceration sentence.

#### *Offense categories*

For offense categories in all text tables, the following conditions apply:

**"Murder"** includes nonnegligent manslaughter.

**"Sexual abuse"** includes only violent sex offenses.

**"Fraud"** excludes tax fraud.

**"Larceny"** excludes transportation of stolen property.

**"Other property felonies"** excludes fraudulent property offenses, and includes destruction of property and trespass.

**"Tax law violations"** includes tax fraud.

**"Obscene material"** denotes the mail or transport thereof.

**"All other felonies"** includes felonies with unknown or unclassifiable offense type.

**"Misdemeanors"** includes misdemeanors, petty offenses, and unknown offense levels.

**"Drug possession"** also includes other drug misdemeanors.

## Source agencies for *Compendium* data tables

Data source agency — data files	Description of data files contents	Compendium tables
United States Marshals Service (USMS) — Prisoner Tracking System (PTS)	Contains data on suspects arrested for violations of Federal law, by Federal enforcement agencies. The data include information on characteristics of Federal arrestees.	<b>Arrest:</b> 1.1, 1.2, 1.3
Drug Enforcement Administration (DEA) — Defendant Statistical System	Contains data on suspects arrested by DEA agents, both within and outside the continental U.S. The data include information on characteristics of arrestees, type of drug for which arrested, as well as the type and number of weapons at time of arrest.	<b>Arrest:</b> 1.4, 1.5
Executive Office for U.S. Attorneys (EOUSA) — Central System and Central Charge Files	Contains information on the investigation and prosecution of suspects in criminal matters received and concluded, criminal cases filed and terminated, and criminal appeals filed and handled by U.S. attorneys. The central system files contain defendant-level records about the processing of matters and cases; the central charge files contain the records of the charges filed and disposed in criminal cases. Data are available on matters and cases filed, pending, and terminated.	<b>Prosecution:</b> 2.1, 2.2, 2.3, 2.4, 2.5, 2.6
AOUSC: Pretrial Services Agency (PSA) — Pretrial Services Act Information System	Contains data on defendants interviewed, investigated, or supervised by pretrial services. The information covers defendants' pretrial hearings, detentions, and releases from the time they are interviewed through the disposition of their cases in district court. The data describe pretrial defendants processed by Federal pretrial service agencies within each district. Defendants who received pretrial services through a local, non-Federal agency, such as the District of Columbia, are not included.	<b>Pretrial release:</b> 3.1, 3.2, 3.3, 3.4, 3.5, 3.6, 3.7, 3.8, 3.9, 3.10 <b>Adjudication:</b> 4.5 (defendant characteristics) <b>Sentencing:</b> 5.4, 5.5, 5.6 (defendant characteristics)
Administrative Office of the U.S. Courts (AOUSC) — Criminal Termination Files	Contains information about the criminal proceedings against defendants whose cases were filed in U.S. district courts. Includes information on felony defendants, Class A misdemeanants — whether handled by U.S. district court judges or U.S. magistrates — and other misdemeanants provided they were handled by U.S. district court judges. The information in the data files cover criminal proceedings from case filing through disposition and sentencing. Data are available on criminal defendants in cases filed, pending, and terminated.	<b>Adjudication:</b> 4.1, 4.2, 4.3, 4.4, 4.5 <b>Sentencing:</b> 5.1, 5.2, 5.3, 5.4, 5.5, 5.6
United States Sentencing Commission (USSC) — Monitoring Data Base	Contains information on criminal defendants sentenced pursuant to the provisions of the Sentencing Reform Act of 1984. It is estimated that more than 90% of felony defendants in the Federal criminal justice system are sentenced pursuant to the SRA of 1984. Data files are limited to those defendants whose records have been obtained by the U.S. Sentencing Commission.	<b>Adjudication:</b> 4.5 (defendant characteristics) <b>Sentencing:</b> 5.4, 5.5, 5.6 (defendant characteristics)
AOUSC: Court of Appeals	Contains information on criminal appeals filed and terminated in U.S. Courts of Appeals. Records of appeals filed, pending, or terminated include information on the nature of the criminal appeal, the underlying offense, and the disposition of the appeal.	<b>Appeals:</b> 6.1, 6.2, 6.3, 6.4, 6.5
AOUSC — Federal Probation and Supervision Information System (FPSIS)	Contains information about supervisions provided by probation officers for persons placed on probation or supervised release from prison. The files contain records of individuals entering, or currently on supervision, as well as records of offenders terminating supervision.	<b>Corrections:</b> 7.1, 7.2, 7.3, 7.4, 7.5, 7.6, 7.7, 7.8
Bureau of Prisons (BOP): Extract from BOP's online Sentry System	The data extracts contain information on all offenders released from prison over a specific period of time plus information about the offenders in prison when the data extracts are made. The information covers the time that offenders enter prison until their release from the jurisdiction of the Bureau of Prisons. Tables 7.9-7.16 exclude prisoners sentenced by a District of Columbia Superior Court judge for violations of the DC Criminal Code.	<b>Corrections:</b> 7.9, 7.10, 7.11, 7.12, 7.13, 7.14, 7.15, 7.16





## Glossary

---

**Acquittal** — legal judgment that a criminal defendant has not been proven guilty beyond a reasonable doubt of the charges against him.

**Affirmed** — in the appellate courts, the decree or order is declared valid and will stand as rendered in the lower court.

**Agriculture violations** — violations of the Federal statutes on agriculture and conservation: for example, violations of the Agricultural Acts, Insecticide Act, and the Packers and Stockyards Act, 1921; also violations of laws concerning plant quarantine and the handling of animals pertaining to research (7 U.S.C., except sections on food stamps (fraud)); also 16 U.S.C. sections relating generally to violations in operating public parks, such as trespassing for hunting, shooting, and fishing).

**Antitrust violations** — offenses relating to Federal antitrust statutes, which aim to protect trade and commerce from unlawful restraints, price fixing, monopolies (*for example*, 15 U.S.C. §§ 1, 3, 8, 20, and 70(i)), and discrimination in pricing or in furnishing services or facilities (15 U.S.C. §§ 13(c) and 13(e)).

**Appeal** — a review by a higher court of a judgment or decision of a lower court.

**Appeals, U.S. Court of** — an intermediate Federal court, inferior to the U.S. Supreme Court, but higher than the U.S. district court. The function of the U.S. court of appeals is to review the final decisions of the district courts, if challenged. There are 13 courts of appeal in the Federal system representing the 12 judicial circuits and the Federal circuit (28 U.S.C. § 41).

**Appellant** — the party which takes an appeal from 1 court or jurisdiction to another; opposite of appellee.

**Appellee** — the party against whom the appeal is taken; opposite of appellant.

**Arson** — willfully or maliciously setting, or attempting to set, fire to any

property within the special maritime and territorial jurisdiction of the United States as defined in 18 U.S.C. § 7 (18 U.S.C. § 81; and 49A U.S.C. §§ 1804 and 1809). (*See also*, "Explosives.")

**Assault** — intentionally inflicting or attempting or threatening to inflict bodily injury to another person. Applies to anyone within the special maritime and territorial jurisdiction of the United States as defined in 18 U.S.C. § 7, or to any Government official, foreign official, official guest, internationally protected person, or any officer or employee of the United States designated in 18 U.S.C. § 1114 (*for example*, 16 U.S.C. §§ 1857(e) and 1859; 18 U.S.C. §§ 111(a), 112(b), 113(c)(e), 114, 115(c), 351(d)(e), 372, 373, 1502, 1751(c), 1959, 2118(c), and 2231(a); 21 U.S.C. §§ 461(c), 675(b), and 1041(c); 26 U.S.C. §§ 7212(a)(b); 29 U.S.C. § 1141; 46 U.S.C. § 701; and 49A U.S.C. § 1472(k)); also certain violations of the Fair Housing Act of 1968 (42 U.S.C. §§ 3610 and 3631).

**Bail** — the sum of money promised as a condition of release, to be paid if a released defendant defaults (18 U.S.C. § 3142(c)).

**Bribery** — offering or promising anything of value with intent to unlawfully influence a public official in the discharge of official duties. Applies generally to bank employees, officers or employees of the U.S. Government, witnesses, or any common carrier. Includes soliciting or receiving anything of value in consideration of aiding a person to obtain employment in the U.S. Government. Also, receiving or soliciting any remuneration, directly or indirectly, in cash or any kind in return for purchasing, ordering, leasing, or recommending to purchase any good, service, or facility (18 U.S.C. §§ 201(a), 203(a)(b), 204, 207(a)(c), 208, 210, 211, 213, 215, and 663; 21 U.S.C. § 622; 46 U.S.C. § 239(i); and 49 U.S.C. §§ 104, 917(b), and 11904(b)).

**Burglary** — breaking and entering into another's property with intent to steal within the special maritime and

territorial jurisdiction of the United States, as defined in 18 U.S.C. § 7. Includes breaking and entering into any official bank, credit union, savings and loan institution, post office, vessel or steamboat assigned to the use of mail service, or personal property of the United States; or breaking the seal or lock of any carrier facility containing interstate or foreign shipments of freight or express (18 U.S.C. §§ 2111, 2113(a), and 2115-17).

**Career offender** — defendants are counted as career offenders if they are at least 18 years old at the time of the instant offense, if the instant offense of conviction is a felony — that is either a crime of violence or a drug crime; and if they have at least two prior felony convictions of either a crime of violence or a drug crime.

**Case** — in this *Compendium*, a judicial proceeding for the determination of a controversy between parties wherein rights are enforced or protected, or wrongs are prevented or redressed; any proceeding judicial in its nature.

**Civil rights** — violations of civil liberties such as the personal, natural rights guaranteed and protected by the Constitution. Includes the Civil Rights Acts, such as those enacted after the Civil War, and more recently in 1957 and 1964.

**Collateral bond** — an agreement made by a defendant as a condition of his or her pretrial release that requires the defendant to post property valued at the full bail amount as an assurance of his or her intention to appear at trial.

**Communication** — violations covering areas of communication such as the Communications Act of 1934 (including wire tapping and wire interception). A communication is ordinarily considered to be a deliberate interchange of thoughts or opinions between two or more persons.

**Community confinement** — a form of commitment either as a substitute for Federal imprisonment or as a condition of probation in a community

treatment center, halfway house, restitution center, mental health facility, alcohol or drug rehabilitation center, or other community facility; and participation in gainful employment, employment search efforts, community service, vocational training, treatment, educational programs, or similar facility-approved programs during non-residential hours. Under the Federal sentencing guidelines, community confinement may be a substitute for imprisonment on a day-to-day basis for defendants with a guideline maximum of less than 16 months of imprisonment. (See also, U.S.S.G. § 5C1.1(e).)

**Complaint** — a written statement of the essential facts constituting the offense charged, with an offer to prove the fact, so that a prosecution may be instituted. The complaint can be "taken out" by the victim, the police officer, the district attorney, or other interested party.

**Concurrent sentence** — a sentence imposed which is to be served at the same time as another sentence imposed earlier or during the same proceeding (18 U.S.C. § 3584). (See also, "Consecutive sentence.")

**Conditional release** — in this *Compendium*, at the pretrial stage, a conditional release is release from detention contingent on any combination of restrictions that are deemed necessary to guarantee the defendant's appearance at trial or the safety of the community (see text in Chapter 2 of this *Compendium*.)

**Consecutive sentence** — a sentence imposed that will follow another sentence imposed earlier or during the same proceeding; opposite of concurrent sentence.

**Conspiracy** — an agreement by two or more persons to commit or to effect the commission of an unlawful act or to use unlawful means to accomplish an act that is not in itself unlawful; also any overt act in furtherance of the agreement. A person charged with conspiracy is classified under the substantive offense alleged.

**Continuing criminal enterprise** — a felony committed as part of a continuing series of violations, which is undertaken by a person in concert with five or more other persons with respect to whom such person occupies a position of organizer, a supervisory position, or any other position of management, and from which such person obtains substantial income or resources (21 U.S.C. § 848(c)).

**Conviction** — the result of a criminal trial which ends in a judgment that the defendant is guilty. The final judgment on a verdict or finding of guilty, a plea of guilty, or a plea of nolo contendere, but does not include a final judgment which has been expunged by pardon, reversed, set aside, or otherwise rendered invalid.

**Corporate surety** — in this *Compendium*, a surety; one who has entered into a bond to give surety for another; for example, bail bondsman. As a condition of his or her release, the defendant enters into an agreement that requires a third party such as a bail bondsman to promise to pay the full bail amount in the event that the defendant fails to appear. (See also, "Surety bond.")

**Counterfeiting** — falsely making, forging, or altering obligations with a view to deceive or defraud, by passing the copy or thing forged for that which is original or genuine. Applies to obligation or security of the United States, foreign obligation or security, coin or bar stamped at any mint in the United States, money order issued by the Postal Service, domestic or foreign stamp, or seal of any department or agency of the United States. Includes passing, selling, attempting to pass or sell, or bringing into the United States any of the above falsely made articles. Also, making, selling, or possessing any plates or stones (or any other thing or instrument) used for printing counterfeit obligations or securities of the United States, foreign obligations or securities, Government transportation requests, or postal stamp; or knowingly and intentionally trafficking in falsified labels affixed to phonorecords, motion pictures, or audio visual

works (for example, 18 U.S.C. §§ 471, 473, 477, 479, 481, 485, 487, 501, 507, 509, 513(b), 2318, and 2320).

**Courts** — See "Appeals, U.S. Court of" and "District court, U.S." Pursuant to Article III of the Constitution, judicial power is vested in the following Federal Courts: The U.S. Supreme Court, the U.S. Court of Appeals for the District of Columbia, and the U.S. district court for the District of Columbia.

**Criminal career** — the longitudinal sequence of crimes committed by an individual offender.

**Criminal history category** — under the Federal sentencing guidelines, a quantification of the defendant's prior criminal record and the defendant's propensity to recidivate. Guideline criminal history categories range from Category I (primarily first-time offenders) to Category VI (career criminals).

**Custom laws** — violations regarding taxes which are payable upon goods and merchandise imported or exported. Includes the duties, toll, tribute, or tariff payable upon merchandise exported or imported.

**Deadly or dangerous weapon** — an instrument capable of inflicting death or serious bodily injury.

**Declination** — the decision by a prosecutor not to file a case in a matter received for investigation. In this *Compendium*, immediate declinations (i.e., where less than 1 hour of time is spent on a case) are excluded.

**Defendant** — the party against whom relief or recovery is sought in an action or suit, or the accused in a criminal case.

**Departure** — under the Federal sentencing guidelines, the term used to describe a sentence imposed outside the applicable guideline sentencing range. A court may depart when it finds an aggravating or mitigating circumstance of a kind, or to a degree, not adequately taken into consideration by the Sentencing Commission in formulating the guidelines that should result in a sentence different from that described (18 U.S.C. § 3553(b);

U.S.S.G. § 5K2.0). (See also, "Substantial assistance.")

**Deposit bond** — an agreement made by a defendant as a condition of his or her release that requires the defendant to post a fraction of the bail before he or she is released.

**Detention** — the legally authorized confinement of persons after arrest, whether before or during prosecution. Only those persons held 2 or more days are classified as detained in this *Compendium*.

**Dismissal** — termination of a case before trial or other final judgment (including nolle prosequi and deferred prosecution).

**Disposition** — the decision made on a case brought before a criminal court.

**Distribution** — delivery (other than by administering or dispensing) of a controlled substance (21 U.S.C. § 802(6)). The term "controlled substance" means any drug or other substance, or immediate precursor, included in schedule I, II, III, IV, or V of part B of subchapter I of Chapter 13 (title 21). The term does not include distilled spirits, wine, malt beverages, or tobacco, as those terms are defined or used in subtitle E of the Internal Revenue Code of 1986.

**District court, U.S.** — trial courts with general Federal jurisdiction over cases involving Federal laws or offenses and actions between citizens of different States.

**District of Columbia** — the jurisdiction of the U.S. district court for the District of Columbia. This *Compendium* includes Federal offenses prosecuted in U.S. district courts, and except for tables based on data from the Bureau of Prisons, excludes violations of the District of Columbia Code and cases prosecuted in the District of Columbia Superior Court.

**Drug offenses** — offenses under a Federal or State laws prohibiting the manufacture, import, export, distribution, or dispensing of a controlled substance (or counterfeit substance), or

the possession of a controlled substance (or a counterfeit substance) with intent to manufacture, import, export, distribute, or dispense. Also using any communication facilities which causes or facilitates a felony under title 21, or furnishing of fraudulent or false information concerning prescriptions as well as any other unspecified drug-related offense. (See also, "Distribution," "Possession," and "Trafficking.")

**Embezzlement** — the fraudulent appropriation of property by a person to whom such property has been lawfully entrusted. Includes offenses committed by bank officers or employees; officers or employees of the Postal Service; officers of lending, credit, or insurance institutions; any officer or employee of a corporation or association engaged in commerce as a common carrier; court officers of the U.S. courts; or officers or employees of the United States. Also, stealing from employment and training funds, programs receiving Federal funds, and Indian tribal organizations; or selling, conveying, or disposing of any money, property, records, or thing of value to the United States or any department thereof without authority (for example, 15 U.S.C. § 645(c); 18 U.S.C. §§ 153, 334, 642-57, 665(a)(b), 666(b), 1163, 1709, 1711, 1956, and 1957; 25 U.S.C. § 450(d); 29 U.S.C. § 502(b); and 42 U.S.C. §§ 1760, 2971, and 3220(b)).

**Escape** — departing or attempting to depart from the custody of a correctional institution; a judicial, correctional, or law enforcement officer; or a hospital where one is committed for drug abuse and drug dependency problems. Knowingly advising, aiding, assisting, or procuring the escape or attempted escape of any person from a correctional facility, an officer, or the above-mentioned hospital as well as concealing an escapee. Providing or attempting to provide to an inmate in prison a prohibited object; or making, possessing, obtaining, or attempting to make or obtain a prohibited object (as defined in 18 U.S.C. § 1791 (d)(1)(A)). Instigating, assisting,

attempting to cause, or causing any mutiny or riot at any Federal penal, detention, or correctional facility, or conveying into any of these institutions any dangerous instrumentalities (for example, 18 U.S.C. §§ 751(a)(b), 752(a), 753, 755-56, 1071, 1073, 1791(a)(c), (d)(1)(A), 1792, 3146(a)(b)(d), 3147 and 3615; 28 U.S.C. § 1826; 42 U.S.C. §§ 261 and 3425; and 50 U.S.C § 823).

**Explosives** — violations of Federal law involving importation, manufacture, distribution, and storage of explosive material. Includes unlawful receipt, possession or transportation of explosives without a license (18 U.S.C. § 842(a)), where prohibited by law (18 U.S.C. § 842(c), or using explosives during commission of a felony (18 U.S.C. § 844(h)). Also includes violations relating to dealing in stolen explosives (18 U.S.C. § 842(h)), using mail or other form of communication to threaten an individual with explosives (18 U.S.C. § 844(e), and possessing explosive materials at an airport (18 U.S.C. § 844(g), and 49A U.S.C. §§ 1804 and 1809). (See also, "Arson" and 18 U.S.C. §§ 842(e)(g)(i)(k); and § 844(b).)

**Failure to appear** — willful absence from any court appointment.

**Felony** — a criminal offense punishable by death or imprisonment for a term exceeding 1 year. According to 18 U.S.C. § 3559, felonies are classified into 5 grades based on maximum terms of imprisonment: Class A felony, if the maximum term is life imprisonment, or if the maximum penalty is death; Class B, if 25 years or more; Class C, if less than 25 years, but 10 years or more; Class D, if less than 10 years, but five or more years; and Class E, if less than 5 years, but more than 1.

**Filing** — the initiation of a criminal case in U.S. district court by formal submission to the court of a charging document alleging that one or more named persons have committed one or more specified offenses. In this *Compendium*, each defendant in a

case is counted separately, and only the most serious alleged offense is considered.

**Financial conditions** — monetary conditions upon which release of a defendant before trial is contingent. Includes deposit bond, surety bond, and collateral bond. (See also, "Specific definitions.")

**First release** — in this *Compendium*, prisoners who are released from the Bureau of Prisons for the first time after their commitment by a U.S. district court (i.e., excludes offenders who are returned to prison after their first release, such as probation, parole, etc.).

**Food and drug violations** — violations of the Federal Food, Drug, and Cosmetic Act such as regulations for clean and sanitary movement of animals (21 U.S.C. § 134(b)), adulteration or misbranding of any food or drug (21 U.S.C. § 331(a)), failure to transmit information about prescription drugs (21 U.S.C. § 331(o)), and intent to defraud and distribute adulterated material (21 U.S.C. § 676). (See also, 18 U.S.C. § 1365(b); 21 U.S.C. §§ 17, 22, 63, 115, 122, 126, 134(d), 142, 144, 151, 153, 155, 158, 201, 205, 209, 210, 212, 331(b)-(g), 331(i)-(n)(p)(t), 333(a), 458(a), 459, 460(a)-(d), 461(a), 463, 466, 610(a)(c), 611(a), 620, 642, 1037, 1041(a), and 1175.)

**Forgery** — falsely making or materially altering a document with the intent to defraud. Includes such falsification with intent to pass off as genuine any of the following: U.S. Postal Service money order; postmarking stamp or impression; obligation or security of the United States; foreign obligation, security, or bank note; contractors' bond, bid, or public record; deed; power of attorney; letters patent; seal of a court or any department or agency of the U.S. Government; the signature of a judge or court officer; ships' papers; documents on entry of vessels; customs matters; coin or bar; and so forth. Also includes making, possessing, selling, or printing plates or stones for counterfeiting obligations or securities, and detaching, altering,

or defacing any official, device, mark or certificate (*for example*, 18 U.S.C. §§ 483, 493, 495, 497, 503, 505, 510(a)(b), and 511; 19 U.S.C. § 1436; and 21 U.S.C. §§ 458(b)(c)).

**Fraud** — unlawfully depriving a person of his or her property or legal rights through intentional misrepresentation of fact or deceit other than forgery or counterfeiting. Includes violations of statutes pertaining to lending and credit institutions, the Postal Service, interstate wire, radio, television, computer, credit card, veterans benefits, allotments, bankruptcy, marketing agreements, commodity credit, the Securities and Exchange Commission, railroad retirement, unemployment, Social Security, food stamp, false personation, citizenship, passports, conspiracy, and claims and statements, excluding tax fraud. The category excludes fraud involving tax violations that are shown in a separate category under "Public-order, other offenses." (See also, specific offenses in this glossary for citations.)

**Fraudulent property offenses** — see "Property offenses, fraudulent."

**Gambling** — the Federal offense of transporting, manufacturing, selling, possessing, or using any gambling device in the District of Columbia or any possession of the United States or within Indian country or the special maritime and territorial jurisdiction of the United States as defined in 18 U.S.C. § 7. Includes transporting gambling devices in the jurisdiction of the United States (except under authority of the Federal Trade Commission or any State that has a law providing for their exemption from these provisions), transmitting wagering information in interstate or foreign commerce, interstate transporting of wagering paraphernalia, importing or transporting lottery tickets, or mailing lottery tickets or related matter (*for example*, 15 U.S.C. §§ 1173 and 1175; and 18 U.S.C. §§ 1082(a), 1084, 1302, 1956, and 1962).

**Good-time** — time credited toward early release to an offender for good behavior in imprisonment. Under the

1984 Sentencing Reform Act, two classes of prisoners are ineligible to receive good-time credits: (1) misdemeanants serving a term of imprisonment of 1 year or less; and (2) felons serving life sentences. All other Federal prisoners receive a flat allocation of 54 days per year of sentence served; credit for a partial year remaining at the end of the sentence is prorated. The annual allotment does not change according to the length of time a Federal inmate already has spent in prison (18 U.S.C. § 3624(b)).

**Guideline sentencing range** — under the Federal sentencing guidelines, the range of imprisonment corresponding to the applicable guideline offense level and criminal history category. The guideline offense level incorporates any minimum terms of imprisonment required by statute as well as the statutory maximum term of imprisonment, where applicable.

**Guilty plea** — a plea in response to formal charges admitting that the defendant committed offenses as charged. In this *Compendium*, this category also includes pleas of *nolo contendere*.

**Hispanic** — ethnic category based on classification by reporting agency. Hispanic persons may be of any race.

**Home detention** — a form of confinement and supervision either as a substitute for imprisonment or as a condition of probation that restricts the defendant to his place of residence continuously (except for authorized absences) and enforced by appropriate means of surveillance by the probation office. Under the Federal sentencing guidelines, home detention may be a substitute for imprisonment on a day to day basis for defendants with a guideline maximum sentence of less than 16 months imprisonment. (See also, U.S.S.G. § 5C1.1.)

**Homicide** — see "Murder."

**Immigration offenses** — offenses involving illegal entrance into the United States, illegally reentering after being deported, willfully failing to deport when so ordered, willfully remaining

beyond days allowed on conditional permit, or falsely representing oneself to be a citizen of the United States. Includes violations relating to provisions for special agricultural workers and to those relating to limitations on immigrant status (such as employment). Also includes bringing in or harboring any aliens not duly admitted by an immigration officer (*for example*, 8 U.S.C. §§ 1160, 1252(d), 1255, 1282(a), 1286, 1324-25, and 1326(a)).

**Incarceration** — any sentence of confinement, including prison, jail, and other residential placements.

**Indeterminate sentence** — a prison sentence whose maximum or minimum term is not specifically established at the time of sentencing (18 U.S.C. §§ 4205(b)(1)(2)).

**Indictment** — the formal charging of the defendant with a particular crime by a grand jury. In the Federal system, a defendant may waive indictment and be proceeded against through an information. (*See also*, Fed. R. Crim. P. 7(b).)

**Information** — the formal accusation charging the defendant with a particular crime but brought by the U.S. Attorney rather than by the grand jury.

**Infraction** — an offense for which the maximum term of imprisonment is 5 days or less, or where no imprisonment is authorized, according to 18 U.S.C. § 3559.

**Instant offense** — the offense of conviction, and all relevant conduct under U.S.S.G § 1B1.3.

**Intermittent confinement** — a form of commitment, in a prison or jail, either as a substitute for imprisonment or as a condition of probation. Under the Federal sentencing guidelines, intermittent confinement may be a substitute for imprisonment (each 24 hours of intermittent confinement is credited as 1 day of incarceration) for defendants with a guideline maximum of less than 16 months imprisonment. (*See also*, U.S.S.G. § 5C1.1.)

**Jurisdictional offenses** — acts that are Federal crimes because of the place in which they occur (such as on an aircraft, on Federal land or property) and for certain crimes on Indian reservations or at sea, but which cannot be classified in a more specific substantive category.

**Juvenile** — a person who has not attained the age of 18 years; or for the purposes of a juvenile delinquency hearing, a person who has not attained the age of 21 years (18 U.S.C. § 5031).

**Juvenile delinquency** — a violation of Federal law committed by a person prior to the age of 18 years which would have been a crime if committed by an adult (18 U.S.C. § 5031).

**Kidnaping** — unlawfully seizing any person as defined in 18 U.S.C. § 1201 for ransom or reward, except in the case of a minor by a parent. Includes receiving, possessing, or disposing of any money or other property that has been delivered as ransom or reward in connection with a kidnaping as well as conspiring to kidnap. Also, includes kidnaping or attempting to kidnap any Government official, the President of the United States, the President-elect, the Vice President, any foreign official, any official guest, or any internationally protected person. (*See also*, 18 U.S.C. § 351(b); and hostage taking as defined in 18 U.S.C. § 1203.)

**Labor law violations** — violations of, for example, the Fair Labor Standards Act of 1938 and the Taft-Hartley Act, which govern a broad spectrum of activities relating to labor-management relations (*for example*, 29 U.S.C. §§ 186(a), 461(a), 463, 1021(b), 1022, 1023(b)(d), 1024(a)(c), 1027, 1111(a)(b), 1112(c), 1811, 1816, 1821 and 1851).

**Larceny** — the act of taking and carrying away any personal property of another with intent to steal or convert it to one's own use or gain. Includes stealing, possessing or illegally selling or disposing of anything of value to the United States or any of its departments or agencies; or stealing from a

bank, the Postal Service, or any interstate or foreign shipments by carrier. Also encompasses receiving or possessing stolen property or pirate property; and stealing or obtaining by fraud any funds, assets, or that belong to, or are entrusted to, the custody of an Indian tribal organization (*for example*, 18 U.S.C. §§ 641, 659, 661-62, 667, 1168(a), 1704, 1707, and 2113(b)). (This offense category excludes the transportation of stolen property.)

**Liquor violations** — violations of Internal Revenue Service laws on liquor, as well as violations of liquor laws not cited under these laws, such as dispensing or unlawfully possessing intoxicants in Indian country; transporting intoxicating liquors into any State, territory, district, or possession where sale is prohibited; shipping packages containing unmarked and unlabeled intoxicants; shipping liquor by C.O.D.; knowingly delivering a liquor shipment to someone other than to whom it has been consigned; and violating in any way the Federal Alcohol Administration Act (*for example*, 18 U.S.C. §§ 1154, 1156, 1263 and 1265; 26 U.S.C. §§ 5113, 5171(c), 5179, 5214, 5222, 5291, 5301(b), 5601, 5603(a), 5604, 5606, 5608(a), 5661(a), 5662, 5672, 5681(a)(c), 5683, 5685(b) and 5687; and 27 U.S.C. §§ 203, 205(f), 206(b) and 208(a)).

**Magistrates (U.S.) (Federal)** — judicial officers appointed by judges of Federal district courts having many but not all of the powers of a judge. Magistrates are designated to hear a wide variety of motions and other pre-trial matters in both criminal and civil cases. With consent of the parties, they may conduct civil or misdemeanor criminal trials. Magistrates, however, may not preside over felony trials or over jury selection in felony cases.

**Mailing or transportation of obscene materials** — a violation of Federal law relating to knowingly using the mail for mailing obscene or crime-inciting matter, as defined in 18 U.S.C. § 1461 and 39 U.S.C. § 3001(e). Also includes transporting for

sale or distribution, importing, or transporting any obscene matter in interstate or foreign commerce. (See also, 18 U.S.C. §§ 1462-63.)

**Major offense (while on conditional release)** — allegation, arrest, or conviction of a crime for which the minimum sentence is incarceration for over 90 days or greater than 1 year on probation. (See also, *FACTS Statistical Reporting Guide*, Version 1.0, Administrative Office of the U.S. Courts.)

**Mandatory sentences** — a sentence that includes a minimum term of imprisonment that the sentencing court is statutorily required to impose barring the government's motion of substantial assistance. See, for example, 18 U.S.C. §§ 841 and 960, which provide for mandatory sentences ranging from 5 years imprisonment to life imprisonment depending on the quantity of drugs involved.

**Mandatory sentencing enhancement** — a form of mandatory sentence in which the minimum term of imprisonment is to be imposed consecutive to any other term of imprisonment imposed. See, for example, 18 U.S.C. § 924(c), which provides for a 5-year to lifetime enhancement for the use of a firearm during the commission of a crime; 18 U.S.C. § 844(h), which provides for a 5-year enhancement for use of firearms or explosives during the commission of a crime; and 18 U.S.C. § 929 which provides for a 5-year enhancement for the use of armor-piercing ammunition during the commission of a crime.

**Mandatory release** — the release of an inmate from prison after confinement for a time period equal to his or her full sentence minus statutory good-time, if any. Federal prisoners released on mandatory release may still be subject to a period of post-release community supervision.

**Matter** — in this *Compendium*, a potential case under review by a U.S. attorney on which more than 1 hour is expended.

**Matters concluded** — in this *Compendium*, matters about which a final decision has been reached by a U.S. attorney. Specifically includes matters filed as cases, matters declined after investigation, matters referred for disposition by U.S. magistrates, and matters otherwise terminated without reaching court.

**Migratory birds offenses** — violations of acts relating to birds which move from one place to another in season. Includes taking, killing, or possessing migratory birds, or any part, nest, or egg thereof, in violation of Federal regulations or the transportation laws of the State, territory, or district from which the bird was taken. Also, misuse or non-use of a migratory-bird hunting and conservation stamp (for example, 16 U.S.C. §§ 690(g), 701, 703, 704-6, 707(b), 708, 711, and 718(a)(e)(g)).

**Minor offense (while on conditional release)** — conviction of a crime for which the maximum sentence is incarceration for 90 days or less, probation of 1 year or less, or a fine of \$500 or less. (See also, *FACTS Statistical Reporting Guide*, Version 1.0, Administrative Office of the U.S. Courts.)

**Misdemeanor** — a criminal offense punishable by a jail term not exceeding 1 year and any offense specifically defined as a misdemeanor by the Administrative Office of the U.S. Courts for the purposes of data collection. According to 18 U.S.C. § 3559, misdemeanors are classified in 3 letter grades, based on the maximum terms of imprisonment: Class A, if 1 year or less, but more than 6 months; Class B, if 6 months or less, but more than 30 days; and Class C, 30 days or less, but more than 5 days. (This category includes offenses previously called minor offenses that were reclassified under the Federal Magistrate Act of 1979.)

**Mixed sentence** — a sentence requiring the convicted offender to serve a term of imprisonment, followed by a term of probation. Unless otherwise noted, offenders receiving mixed sentences are included in both

incarceration and probation categories.

**Most serious offense** — in this *Compendium*, the offense with the greatest potential sentence; or with respect to tables describing Federal prisoners, the offense with the greatest imposed sentence (for example, prison data in Chapter 6).

**Motor carrier violations** — violations of the Federal statutes relating to the Motor Carrier Act, which regulates (routes, rates) of motor carriers of freight and passengers in interstate commerce. The Act is administered by the Interstate Commerce Commission (for example, 15 U.S.C. §§ 1984, 1986, 1988 and 1990; 49 U.S.C. §§ 117(a), 301(f), 303(f), 322(a)(d), 411, 526, 917(f), 1021(b)(f), 11703, 11903(a), 11904, 11907, 11909(a), 11909(c), 11910, 11913, and 11914; and 49A U.S.C. § 120).

**Motor vehicle theft** — interstate or foreign transporting, receiving, concealing, storing, bartering, selling, or disposing of any stolen motor vehicle or aircraft (for example, 18 U.S.C. §§ 2119, 2313, and 2322; and 49A U.S.C. § 1472(i)).

**Murder** — the unlawful killing of a human being with malice aforethought, either express or implied. Nonnegligent manslaughter is the unlawful killing of a human being without malice. This offense covers committing or attempting to commit murder (first or second degree) or voluntary manslaughter within the special maritime and territorial jurisdiction of the United States (18 U.S.C. § 7). Includes killing or attempting to kill any Government official, the President of the United States, the President-elect, the Vice President, any officers and employees of the United States, any foreign officials, any official guests, or any internationally protected persons. As applied to the owner or charterer of any steamboat or vessel, knowingly and willfully causing or allowing fraud, neglect, misconduct, or violation of any law resulting in loss of life (18 U.S.C. §§ 113(a), 115(a), 1111-13, 1115,

1117, 1512(a)(1), 1751(a), and 2332(b)).

**National defense violations** — violations of the national defense laws on the Military Selective Service Act, the Defense Production Act of 1950, the Economic Stabilization Act of 1970 (which includes prices, rents, and wages), the Subversive Activities Control Act, alien registration, treason (including espionage, sabotage, sedition, and the Smith Act of 1940); also violations relating to energy facilities, curfew and restricted areas, exportation of war materials, trading with an enemy, illegal use of uniform and any other violations of the Federal statutes concerning national defense (*for example*, 8 U.S.C. §§ 1304(e) and 1306(b)(d); 10 U.S.C. §§ 976 and 2408; 18 U.S.C. §§ 703, 705, 711, 713, 792, 794, 797, 799, 953, 961, 965, 967, 970, 1366(a), 1382, 2152, 2153(b), 2154(b), 2155(b), 2156(b), 2382, 2384, 2386, 2388(a)(c), and 2390; 22 U.S.C. §§ 253, 286, 447, 447(c), 450, 455, 612, 614(b)(f), 617, 1178(c), 1182, 1199, 1978(c), 2778(b), 4198, 4202 and 5113(c); 42 U.S.C. §§ 2274(b), 2276, 2278(b) and 2384(b); and 50A U.S.C. §§ 2, 3(a)(c), 16, 167, 210, 322, 324, 326, 328, 421(a)(c), 462, 468(b), 643(a), 781, 783(b)(d), 789, 794, 797, 851, 1152, 1705, 1436(e), 1809(c), 2062, 2071(b), 2073, 2405(a)(b), and 2410(b)).

**Negligent manslaughter** — causing the death of another, within the special maritime and territorial jurisdiction of the United States as defined in 18 U.S.C. § 7, by wanton or reckless disregard for human life. Also negligent manslaughter of any Government official, the President of the United States, the President-elect, the Vice President, any officers and employees of the United States, any foreign officials, any official guests, or any internationally protected persons. This offense category also includes misconduct, negligence, or inattention to duties by ship officers on a steamboat or vessel resulting in death to any person (18 U.S.C. § 1112).

**New law** — In this *Compendium* defendants convicted and sentenced pursuant to the Sentencing Reform Act of 1984. (See *also* "Old law.")

**Nolo contendere** — defendant's plea in a criminal case indicating that he or she will not contest charges, but not admitting or denying guilt.

**Non-citizen** — a person who is without U.S. citizenship, including legal aliens (*for example*, resident aliens, tourists, and refugees/asylees) and illegal aliens.

**Nonviolent sex offenses** — transporting, coercing, or enticing any individual (including minors) to go from one place to another in interstate or foreign commerce, in the District of Columbia, or in any territory or possession of the United States with the intent and purpose to engage in prostitution, or any sexual activity for which any person can be charged with a criminal offense (8 U.S.C. § 1328 and 18 U.S.C. §§ 1460, 1466, 2251-52, 2257, 2421 and 2423).

**Not convicted** — acquittal by bench or jury trial, mistrial, and dismissal (including nolle prosequi and deferred prosecution).

**Not guilty** — plea entered by the accused to a criminal charge. If the defendant refuses to plead, the court will enter a plea of not guilty. Also the form of a verdict in a criminal trial where the jury acquits the defendant.

**Offense** — violation of U.S. criminal law. In this *Compendium*, where more than 1 offense is charged, the offense with the greatest potential penalty is reported.

**Offense level** — under the Federal sentencing guidelines, a quantification of the relative seriousness of the offense of conviction and any offense-specific aggravating or mitigating factors. Guideline offense levels range from level 1 (the least serious offense) to level 43 (the most serious offense).

**Old law** — in this *Compendium*, defendants convicted and sentenced pursuant to laws applicable before the

Sentencing Reform Act of 1984. (See *also*, "New law.")

**Parole** — period of supervision after release from custody before the expiration of sentence. The U.S. Parole Commission is empowered to grant, modify or revoke the parole of all Federal offenders. Pursuant to the Sentencing Reform Act of 1984, parole was abolished and defendants are required to serve the imposed sentence (less 54 days per year good-time for sentences greater than 1 year, but not life imprisonment), followed by a term of supervised release. Because of the number of Federal inmates sentenced under pre-Sentencing Reform provisions, parole is being phased out.

**Perjury** — a false material declaration under oath in any proceeding before or ancillary to any court or grand jury of the United States. Includes knowingly or willfully giving false evidence or swearing to false statements under oath or by any means procuring or instigating any person to commit perjury. This offense also includes any officers and employees of the Government listed under 13 U.S.C. §§ 21-25 who willfully or knowingly furnish, or cause to be furnished, any false information or statement (*for example*, 2 U.S.C. § 192; 13 U.S.C. § 213; 15 U.S.C. § 2614; 18 U.S.C. §§ 401, 402, 1504, 1506, 1508, 1510, 1512(b), 1513, and 1622; 28 U.S.C. § 1866(g); 42 U.S.C. § 5411; 43 U.S.C. § 104; and 49A U.S.C. §§ 1472 (m)(o)).

**Personal recognizance** — pretrial release condition in which the defendant promises to appear at trial and no financial conditions are required to be met.

**Petty offense** — a Class B misdemeanor, a Class C misdemeanor, or an infraction with fines as specified in 18 U.S.C. §§ 3571. (See *also*, "Misdemeanor" and "Infraction.")

**Plea bargaining** — practice whereby a defendant in a criminal proceeding agrees to plead guilty to a charge in exchange for the prosecution's cooperation in securing a more lenient sentence or some other mitigation.

**Pornographic** — that which is of or pertaining to obscene literature; obscene, licentious. Material is pornographic or obscene if the average person, applying contemporary community standards, would find that the work taken as a whole appeals to the prurient interest; and if it depicts in a patently offensive way sexual conduct; and if the work taken as a whole lacks serious literary, artistic, political, or scientific value. (See *Milla v. California*, 113 U.S. 15 (1973).)

**Possession** — offense involving the possession of a controlled substance, acquiring a controlled substance by misrepresentation or fraud, attempting or conspiring to possess, or simple possession of a controlled substance in schedules I-V (as defined by 21 U.S.C. § 812). Includes possession of a controlled substance in schedule I or II, or a narcotic drug in schedule III or IV on board a vessel of the United States or vessels within custom waters of the United States, or by any citizen of the United States on board a vessel. Also, possessing any punch, die, plate, stone, or any other thing designed to reproduce the label upon any drug or container is an offense under this category. Distributing a small amount of marijuana for no remuneration is treated as simple possession and, therefore, is included in this offense category (*for example*, 21 U.S.C. §§ 829 (a)(b)(c), 841(a)(b)(d)(g), 842(a)(c), 843(a), 844(a), 846, 955, and 962).

**Postal laws** — offenses relating to the mail; pertaining to the post office.

**Presentence Investigation Report (PSR)** — following a presentence investigation, a report to the court prepared by the probation officer before the imposition of sentence, as required by law; unless the court finds that there is information in the record sufficient to enable the meaningful exercise of sentencing authority pursuant to 18 U.S.C. § 3553, and the court explains this finding on the record.

**Presentment** — an accusation initiated by the grand jury itself, and in

effect, an instruction that an indictment be drawn.

**Pretrial diversion** — an agreement to defer (and possibly drop) prosecution conditioned on the defendant's good behavior and/or participation in programs (such as job training, counseling, education) during a stated period.

**Pretrial release** — the release of a defendant from custody, for all or part of the time, before or during prosecution. The defendant may be released either on personal recognizance or unsecured bond or on financial conditions. The category includes defendants released within 2 days after arrest and defendants who were initially detained but subsequently released after raising bail or having release conditions changed at a subsequent hearing.

**Probation** — sentence imposed for commission of a crime whereby the convicted criminal offender is released into the community under the supervision of a probation officer in lieu of incarceration. An act of clemency available only to those found eligible by the court, probation offers a chance for reform and rehabilitation for the defendant. For this purpose, the defendant must agree to specified standards of conduct; violation of such standards subjects his liberty to revocation.

**Property offenses, fraudulent** — property offenses involving the elements of deceit or intentional misrepresentation. Specifically includes embezzlement, fraud (excluding tax fraud), forgery, and counterfeiting.

**Property offenses, non-fraudulent** — violent offenses against property: burglary, larceny, motor vehicle theft, arson, transportation of stolen property, and other property offenses (destruction of property and trespassing). These offenses are termed "non-fraudulent" only for the purpose of distinguishing them from the category "Property offenses, fraudulent," above.

**Property offenses, other** — offenses that involve the destruction of property moving in interstate or foreign commerce in the possession of a common or contract carrier. Includes the malicious destruction of Government property, or injury to U.S. postal property such as mailboxes or mailbags. Trespassing on timber and Government lands is also included in this category of offenses (*for example*, 2 U.S.C. § 167(c)(g); 15 U.S.C. § 1281; 16 U.S.C. §§ 3, 45(d), 114, 121, 123, 152, 430(q), 433, 470, 478, 481, 551, and 605; 18 U.S.C. §§ 1164, 1361-62, 1364, 1852, 1854, 1856, 1858, 1860, 1863, 1864(c), and 2071(b); 40 U.S.C. §§ 193 (h)(q)(r)(s); 43 U.S.C. § 316; and 47 U.S.C. §§ 13 and 22).

**Public-order offenses, non-regulatory** — offenses concerning weapons; immigration; tax law violations (tax fraud); bribery; perjury; national defense; escape; racketeering and extortion; gambling; liquor; mailing or transporting of obscene materials; traffic; migratory birds; conspiracy, aiding and abetting, and jurisdictional offenses; and "other public-order offenses." These offenses are termed "non-regulatory" only for the purpose of distinguishing them from the category "Public-order offenses, regulatory" below.

**Public-order offenses, other** — violations of laws pertaining to bigamy, disorderly conduct on the U.S. Capitol grounds, civil disorder, and travel to incite to riot (*for example*, 18 U.S.C. §§ 228, 231, 1367, and 1385; 40 U.S.C. §§ 193(b)(d)(g)(o)(p); and 47 U.S.C. §§ 223(a)(b)). Included in "Public-order offenses, non-regulatory."

**Public-order offenses, regulatory** — violations of regulatory laws and regulations in agriculture, antitrust, labor law, food and drug, motor carrier, and other regulatory offenses that are not specifically listed in the category "Public-order offenses, non-regulatory."

**Racketeering and extortion** — racketeering is demanding, soliciting, or receiving anything of value from the



owner, proprietor or other person having a financial interest in a business, by means of a threat or promise, either express or implied. Extortion is the obtaining of money or property from another, without his consent, induced by the wrongful use of force or fear. This offense code covers using interstate or foreign commerce or any facility in interstate or foreign commerce to aid racketeering enterprises such as arson, bribery, gambling, liquor, narcotics, prostitution, and extortionate credit transactions; obtaining property or money from another, with his or her consent induced by actual or threatened force; violence, blackmail, or committing unlawful interference with employment or business; transmitting by interstate commerce or through the mail any threat to injure the property, the person, or the reputation of the addressee or of another; or kidnaping any person with intent to extort. Applies to officers or employees of the United States, or anyone representing himself or herself as such (*for example*, 18 U.S.C. §§ 831, 872, 874, 875(b)(d), 877, 878(b), 892, 894, 1365(d), 1952-53, 1955-60, 1962-63).

#### **Release**

**Extraordinary release** — unusual methods of prisoners exiting prison, such as death, commutation, and transfer to another facility.

**Standard release** — the usual way prisoners exit prison, including full-term sentence expirations, expirations with good time, mandatory releases, and releases to parole.

**Remand** — to send back. The act of an appellate court in sending a case back to the lower court for further action.

**Remove** — transfer from Federal court (usually to a State court).

**Restitution** — the action of restoring or giving back something to its proper owner, or making reparations to one for loss or injury previously inflicted.

**Reversal** — the act of an appellate court annulling a judgment of a lower court because of an error.

**Revocation** — termination of a probation, parole, or mandatory release order because of either a rule violation or a new offense, and forcing the offender to begin or continue serving his or her sentence.

**Robbery** — taking anything of value from the person or presence of another by force or by intimidation, within the special maritime and territorial jurisdiction of the United States (18 U.S.C. §§ 7). Includes robbery of bank property, U.S. postal property, or personal property of the United States. Also, assaulting or putting the life of any person in jeopardy by the use of a dangerous weapon while committing or attempting to commit such robbery (*for example*, 18 U.S.C. §§ 1661, 1991, 2112, 2113(c) (d), 2114, 2116, and 2118(a)).

**Rule 20 transfer** — upon petition by a defendant, a transfer of proceedings to the district in which the defendant is arrested, when the defendant is arrested, held, or present in a district other than that in which an indictment or information is pending against him. In this case, the defendant may state in writing a wish to plead guilty or nolo contendere, to waive trial in the district in which the indictment or information is pending, and to consent to the disposition of the case in the district in which the defendant was arrested (Fed. R. Crim. P. 20).

**Rule 40 transfer** — upon petition by the U.S. attorney, commitment to another district; transfer proceedings of a defendant arrested in a district for an alleged offense committed in the another district (Fed. R. Crim. P. 40).

**Sentence** — sanction imposed on a convicted offender. For sentences to incarceration, the maximum time the offender may be held in custody is reported. (*See also*, "Split sentence," "Mixed sentence," "Indeterminate sentence," and "Mandatory sentence.")

**Sentencing Guidelines (Federal)** — guidelines established by the United

States Sentencing Commission to be followed by the Federal courts in the sentencing of those convicted of Federal offenses. Established pursuant to the Sentencing Reform Act of 1984, the sentencing guidelines prescribe a range of sentences for each class of convicted persons as determined by categories of offense behavior and offender characteristics.

**Sexual abuse** — rape, assault with intent to commit rape, and carnal knowledge of a female under 16 who is not one's wife, within the territorial and special maritime jurisdictions of the United States as defined in 18 U.S.C. § 7 (*for example*, 22D U.S.C. § 2801). Also includes cases of sexual abuse, including of a minor (18 U.S.C. §§ 2241(a) (c), 2242(2)(B), and 2243) and in Federal prisons (18 U.S.C. § 2244(a)).

**Shock incarceration** — an intense confinement program, consisting of a highly regimented schedule that provides the strict discipline, physical training, hard labor, drill, and ceremony characteristic of military basic training.

**Special maritime and territorial jurisdiction** — areas of Federal jurisdiction outside the jurisdiction of any State, including (1) the high seas, Great Lakes, and connecting waterways; (2) Federal lands; and (3) U.S.-owned aircraft in flight over the high seas (18 U.S.C. § 7).

**Split sentence** — *See*, "Mixed sentence."

**Stale** — the case/matter is too old to support successful prosecution.

**Substantial assistance** — a form of cooperation with the government in which the defendant provides the government with information, testimony, or other assistance relating to the criminal activities of other persons in exchange for a sentence reduction. Substantial assistance provides the only mechanism for judges to impose a sentence below an applicable mandatory sentence (U.S.S.G. 5K1.1 as codified at 18 U.S.C. § 3553(e)).

**Supervised release** — under the Sentencing Reform Act of 1984, a form of post-imprisonment supervision to be imposed by the court as a part of the sentence of imprisonment at the time of initial sentencing. Unlike parole, a term of supervised release does not replace a portion of the sentence of imprisonment, but rather is an order of supervision in addition to any term of imprisonment imposed by the court (compare also with probation).

**Surety bond** — an agreement by the defendant as a condition of his or her release that requires a third party (usually a bail bondsman) to promise to pay the full bail amount in the event that the defendant fails to appear.

**Suspect** — a person who is under investigation or interrogation as a likely perpetrator of a specific criminal offense.

**Tax law violations** — tax fraud offenses such as income tax evasion and fraud; counterfeiting any stamps with intent to defraud the collection or payment of tax; willfully failing to collect or pay tax; failure to obey summons to produce any papers concerning taxes; failing to furnish receipts for employees of tax withheld; failing to furnish information relating to certain trusts, annuity, and bond purchase plans; putting fraudulent or false statements on tax returns; and not obtaining a license for a business that makes a profit from foreign items. Also included in this offense category are violations of excise and wagering tax laws and any other laws listed below from the Internal Revenue Service Code (*for example*, 26 U.S.C. §§ 3402, 4412, 5751, 5762(a1), 6047(a)(c), 6331, 6420(e2), 6674, 7121, 7201, 7203(c), 7204, 7206(a)(c), 7208(a)(c), 7210, 7213(b), (d), 7214(b), 7216, 7232, 7513, 7602, and 7604(b)).

**Technical violation** — failure to comply with any of the conditions of pretrial release, probation, or parole, excluding alleged new criminal activity. May result in revocation of release status. Examples of conditions that

may be imposed and then violated include remaining within a specified jurisdiction or appearing at specified intervals for drug tests.

**Termination** — at the pretrial services stage: execution of sentence, acquittal, dismissal, diversion, or fugitive status; in the U.S. district court: conviction, acquittal, or dismissal; and at probation or supervised release: the removal of a person from supervision either for successful completion of the term of supervision or as the result of a revocation.

**Threats against the President** — knowingly and willfully depositing in the mail, at any post office, or by any letter carrier a letter, paper, writing, print, missive, or document containing any threat to take the life of or to inflict bodily harm upon the President, Vice President, or any other officer in order of succession to the Presidency. Knowingly and willfully making such threats in any way to the above-named people (18 U.S.C. § 871).

**Traffic offenses** — driving while intoxicated, or any moving or parking violations on Federal lands (*for example*, 40 U.S.C. § 212(b)).

**Trafficking** — knowingly and intentionally importing or exporting any controlled substance in schedule I, II, III, IV, or V (as defined by 21 U.S.C. § 812). Includes manufacturing, distributing, dispensing, selling, or possessing with intent to manufacture, distribute, or sell a controlled substance or a counterfeit substance; exporting any controlled substance in schedules I-V; manufacturing or distributing a controlled substance in schedule I or II for purposes of unlawful importation; or making or distributing any punch, die, plate, stone, or any other thing designed to reproduce the label upon any drug or container, or removing or obliterating the label or symbol of any drug or container. Also includes knowingly opening, maintaining or managing any place for the purpose of manufacturing, distributing, or using any controlled substance (*for example*, 19 U.S.C. § 1590; 21 U.S.C. §§ 333(e), 825(a)-(d), 830(a),

841(a)-(b) (d)(e)(g), 842(a), 843(a)(b), 845, 846, 848, 854, 856, 858, 859(a)(b), 860(a), 861(c)(f), 952(a)(b), 953(a)(e), 957, 959, 960(a)(b)(d), 961, 962, and 963; and 46A U.S.C. §§ 1903(g) and (j)).

**Transportation** — violations of the Federal statutes relating to the Motor Carrier Act, which regulates (routes, rates) motor carriers of freight and passengers in interstate commerce.

**Transportation of stolen property** — transporting, selling, or receiving stolen goods, stolen securities, stolen moneys, stolen cattle, fraudulent State tax stamps, or articles used in counterfeiting, if the above articles or goods involve or constitute interstate or foreign commerce (18 U.S.C. §§ 2315, 2317).

**Trial conviction** — conviction by judge or jury after trial.

**True bill** — an indictment.

**United States** — includes the outlying territories (Guam, Puerto Rico, Northern Marianas Islands, and the U.S. Virgin Islands) and the territory occupied by the 50 States and the District of Columbia.

**U.S. attorneys** — all United States attorneys. Prosecutorial data in this *Compendium* come from the Central System and Central Charge Files of the Executive Office for U.S. Attorneys.

**Unsecured bond** — an agreement by the defendant as a condition of his or her release in which the defendant agrees to pay full bond amount in the event of nonappearance at trial, but is not required to post security as a condition to release.

**Violation (of pretrial release, probation, or parole)** — allegation of a new crime or a technical violation while on pretrial release, probation, or parole.

**Violent offenses** — threatening, attempting, or actually using physical force against a person. Includes murder, negligent manslaughter, assault, robbery, sexual abuse, kidnaping, and

---

threats against the President. (See *also*, specific offenses for citations.)

**Weapons violations** — violations of any of the provisions of 18 U.S.C. §§ 922 and 923 concerning the manufacturing, importing, possessing, receiving, and licensing of firearms and ammunition. Includes manufacturing, selling, possessing, or transporting (within any territory or possession of the United States, within Indian country, or within the special maritime and territorial jurisdiction of the United States) (18 U.S.C. §§ 7) any switchblade knife; or making, receiving, possessing, or transporting a firearm not registered in the National Firearms Registration Transfer Record. Also, engaging in importing, manufacturing, or dealing in firearms if not registered with the secretary in the Internal Revenue Service District in which the business is conducted or not having paid a special occupational tax. In addition, this code covers cases where in a crime of violence or drug trafficking enhanced punishment is handed down when committed with a deadly weapon (*for example*, 15 U.S.C. § 1242; 18 U.S.C. §§ 922(a)(c)(e)(g)(i)(k)(m)(n)(q), 923, 924(a)(c)(f)(h) and 930; 26 U.S.C. §§ 5801, 5811, 5821, 5841, 5843, 5851, and 5861(b)(d)(h)(j)(l); 40 U.S.C. § 193f(a); and 49A U.S.C. § 1472(q)).

---

---

# You want data? We have data.

If you do basic research in criminal justice, public policy, economics, or related fields, you demand well documented quantitative information. About correctional populations. About victims and their experiences. About law enforcement, courts, or prosecutors.

The Bureau of Justice Statistics, the statistical agency of the U.S. Department of Justice, can supply you with data from its censuses and surveys and from cooperating government agencies.

At the BJS website, <http://www.ojp.usdoj.gov/bjs/>, you can copy the data from hundreds of graphical figures in **Key Facts at a Glance**.

**Data for analysis**, available on the BJS website, are aggregated data from published sources. You can access them in spreadsheet format. The sources include BJS statistical programs, the Uniform Crime Reporting program of the FBI, and the Census Bureau.

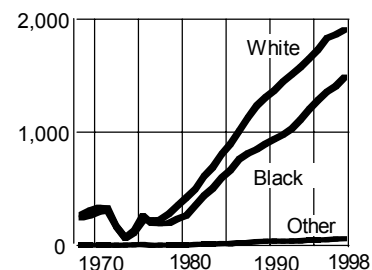
**The National Archive of Criminal Justice Data**, the archive maintained by the University of Michigan and supported by BJS, gives you access to 1,000's of datasets. Visit their website at <http://www.icpsr.umich.edu/NACJD/>

**The National Corrections Reporting Program**, 1983-2000, CD-ROM's are available for cost of handling through the BJS website or by calling 1-800-851-3420. The CD-ROM's have three datasets: prison admissions and releases and parole releases.

**The Federal Justice Statistics Resource Center**, which the Urban Institute maintains for BJS, contains the Federal Justice Statistics Program database. It compiles information about the Federal system and suspects, defendants, and prisoners. The website is at <http://fjsrc.urban.org/index.shtml>

	White	Black	Other
1968	243	271	3
1969	263	310	2
1970	293	335	3
1971	306	332	4
1972	167	166	1

**Prisoners under sentence of death**



# BJS

---

**U.S. Department of Justice**  
Office of Justice Programs  
Bureau of Justice Statistics



PRESORTED STANDARD  
POSTAGE & FEES PAID  
DOJ/BJJS  
Permit No. G-91

*Washington, DC 20531*

Official Business  
Penalty for Private Use \$300