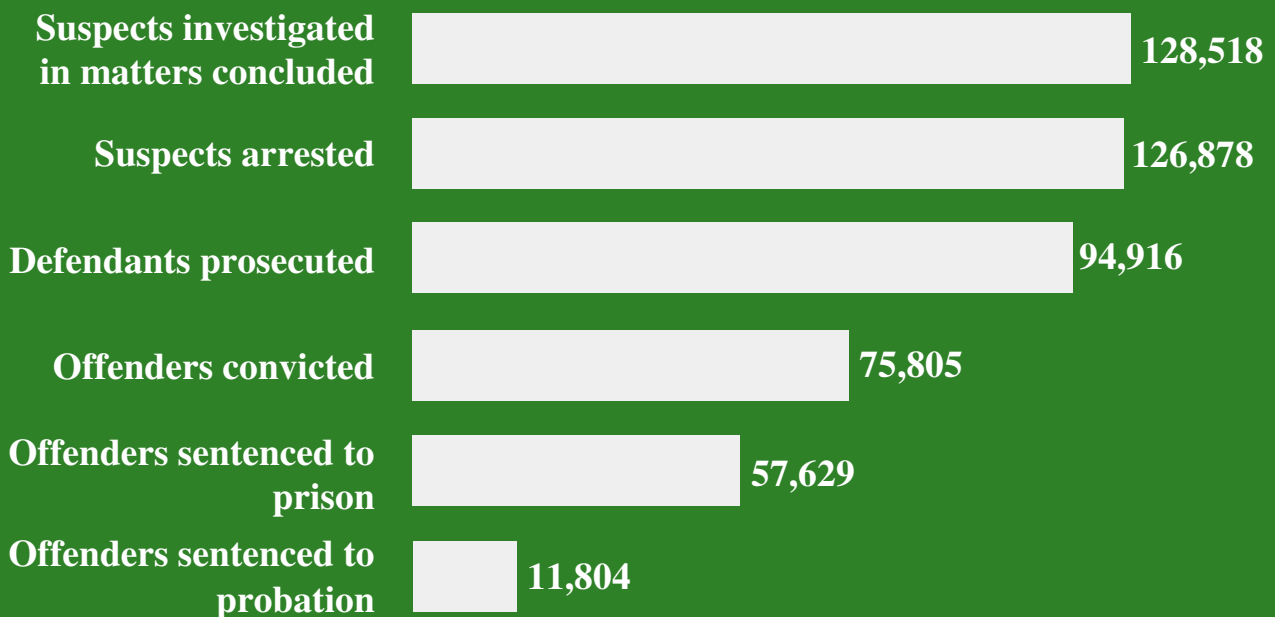




Bureau of Justice Statistics

Compendium of Federal Justice Statistics, 2003

Federal criminal case processing, October 1, 2002-September 30, 2003



A Federal Justice Statistics Program Report

U.S. Department of Justice

Office of Justice Programs

810 Seventh Street, N.W.

Washington, D.C. 20531

Alberto R. Gonzales

Attorney General

Office of Justice Programs

Partnerships for Safer Communities

Regina B. Schofield

Assistant Attorney General

World Wide Web site:

<http://www.ojp.usdoj.gov>

Bureau of Justice Statistics

Lawrence A. Greenfeld

Director

World Wide Web site:

<http://www.ojp.usdoj.gov/bjs>

For information contact

National Criminal Justice Reference Service

1-800-851-3420

U.S. Department of Justice

Office of Justice Programs

Bureau of Justice Statistics

Lawrence A. Greenfeld

Director, BJS

This Bureau of Justice Statistics Report was prepared by the Urban Institute under the supervision of Steven K. Smith and Mark Motivans of the Bureau of Justice Statistics (BJS). This report was prepared under BJS grant number 98-BJ-CX-K015. Principal staff at the Urban Institute were Laura Winterfield, William Adams, Avi Bhati, Kamala Mallik Kane, Barbara Parthasarathy, Christine Arriola, and Yan Yuan. Layout and design were by David Williams. Tom Hester of BJS provided editorial review.

This report is made possible through the cooperation of the following Federal agencies and their staffs: The United States Marshals Service (USMS), the Drug Enforcement Administration (DEA), the Administrative Office of the United States Courts (AOUSC), the Executive Office for U.S. Attorneys (EOUSA), and the Federal Bureau of Prisons (BOP). The staff who provided expert advice about the source records include: Joe Briggs (USMS); Steven Schlesinger and Catherine Whitaker (AOUSC); Barbara Tone, Siobhan Sperin, and Laurie Hamilton (EOUSA); Sue Allison (BOP); and Lou Reedt and Christine Kitchens (U.S. Sentencing Commission).

BJS authorizes any person to reproduce, publish, translate, or otherwise use all or any part of the material in this publication; citation to source, however, is appreciated.

An electronic version of this report and the data underlying graphics may be found on the BJS Internet Home Page (<http://www.ojp.usdoj.gov/bjs/>). The BJS-sponsored Federal Justice Statistics Resource Center (FJSRC) Internet Home Page (<http://fjsrc.urban.org>) provides online access to the Federal Justice database. Users may download data from the Federal Justice database for independent analysis or use the online query system to quickly obtain customized statistics.

Contents

Highlights, 1

Arrest
Prosecution
Pretrial release
Adjudication
Sentencing
Appeals
Corrections

Introduction, 5

Organization of the *Compendium*
Modifications in the 2003 *Compendium*
Notes to reader

System overview, 7

Chapter 1. Arrests for Federal offenses, 11

Number arrested and booked by offense categories
Number arrested and booked by law enforcement agencies
Suspects arrested and booked across demographic groups
Arrests reported by DEA agents
Fugitive investigations
Tables, 17
Chapter notes, 24

Chapter 2. Prosecution, 25

U.S. attorneys' decisions
Suspects in matters received
Disposition of suspects in matters concluded
Tables, 31
Chapter notes, 37

Chapter 3. Pretrial release, 39

Types of pretrial release
Factors relating to release or detention
Outcomes for pretrial cases commenced
Outcomes for pretrial cases terminated
Pretrial outcomes across demographic groups
Length of pretrial detention
Tables, 45
Chapter notes, 55

Chapter 4. Adjudication, 57

Defendants in criminal cases commenced
Defendants in criminal cases terminated
Case processing times
Convictions by U.S. magistrates
Characteristics of convicted defendants
Tables, 61
Chapter notes, 66

Chapter 5. Sentencing, 67

Offenders convicted and sentences imposed
Average prison sentences imposed
Relationship between sentence imposed and mode of conviction
Characteristics of offenders sentenced to prison
Tables, 73
Chapter notes, 79

Chapter 6. Appeals, 81

Appeals filed
Appeals terminated
Tables, 85
Chapter notes, 90

Chapter 7. Corrections, 91

Federal offenders under supervision
Outcomes of offenders terminating supervision
Characteristics of offenders terminating supervision
Admissions, releases, and standing population of prisoners in the Federal Bureau of Prisons
Federal prisoners: First releases and time served
Characteristics of Federal prisoners
Tables, 99
Chapter notes, 113

Methodology, 115

The Federal justice database
Table construction and interpretation
Offense classifications
Source agencies for *Compendium* data tables

Glossary, 119

Chapter 1. Arrests for Federal offenses, 17

October 1, 2002 - September 30, 2003

- 1.1. Suspects arrested for Federal offenses and booked by USMS, by offense
- 1.2. Suspects arrested for Federal offenses and booked by USMS, by Federal law enforcement agency
- 1.3. Characteristics of Federal arrestees booked by USMS
- 1.4. Characteristics of suspects arrested by Drug Enforcement Administration agents, by type of drug
- 1.5. Characteristics of suspects arrested by Drug Enforcement Administration agents, by weapons involved at time of arrest
- 1.6. Warrants initiated, by warrant type
- 1.7. Warrants cleared, by warrant type
- 1.8. Time from warrant initiation to clearance, by warrant characteristics
- 1.9. Time from warrant initiation to clearance, by warrant type

Chapter 2. Prosecution, 31

October 1, 2002 - September 30, 2003

- 2.1. Suspects in matters received by U.S. attorneys, by offense
- 2.2. Disposition of suspects in matters concluded, by offense
- 2.3. Suspects in matters concluded and declined, by investigating agency
- 2.4. Basis for declination of prosecution by U.S. attorneys
- 2.5. Disposition of matters declined for prosecution by U.S. Attorneys, by offense
- 2.6. Mean and median processing times from receipt to filing or declination, by offense

Chapter 3. Pretrial release, 45

October 1, 2002 - September 30, 2003

- 3.1. Outcomes of initial hearing and detention hearing for cases commenced, by offense
- 3.2. Type of pretrial release for cases terminated, by offense
- 3.3. Type of pretrial release for cases terminated, by defendant characteristics

- 3.4. Form of pretrial detention for cases terminated, by offense
- 3.5. Form of pretrial detention for cases terminated, by defendant characteristics
- 3.6. Pretrial detention hearing outcomes for cases terminated, by offense
- 3.7. Pretrial detention hearing outcomes for cases terminated, by defendant characteristics
- 3.8. Behavior of defendants released prior to trial for cases terminated, by offense
- 3.9. Behavior of defendants released prior to trial for cases terminated, by type of release
- 3.10. Behavior of defendants released prior to trial for cases terminated, by defendant characteristics
- 3.11. Length of pretrial detention for cases terminated, by form of release or detention, and most serious offense charged

Chapter 4. Adjudication, 61

October 1, 2002 - September 30, 2003

- 4.1. Defendants in criminal cases commenced, by offense
- 4.2. Disposition of criminal cases terminated, by offense
- 4.3. Time from filing to disposition of criminal cases terminated
- 4.4. Dispositions by U.S. magistrates
- 4.5. Characteristics of convicted offenders

Chapter 5. Sentencing, 73

October 1, 2002 - September 30, 2003

- 5.1. Sentence types for offenders sentenced in criminal cases terminated, by offense
- 5.2. Type and length of sentences imposed for sentenced offenders, by offense
- 5.3. Sentences imposed on convicted offenders, by offense of conviction and method of disposition
- 5.4. Convicted offenders sentenced to incarceration, by offense and offender characteristics
- 5.5. Average incarceration sentence lengths imposed, for sentenced offenders, by offense and offender characteristics

- 5.6. Median incarceration sentence lengths imposed, for sentenced offenders, by offense and offender characteristics

Chapter 6. Appeals, 85

October 1, 2002 - September 30, 2003

- 6.1. Criminal appeals filed, by type of criminal case and offense
- 6.2. Criminal appeals filed and criminal appeals terminated, by offense
- 6.3. Criminal appeals terminated, by type of criminal case and offense
- 6.4. Disposition of criminal appeals terminated, by offense
- 6.5. Criminal appeals cases terminated on the merits, by offense

Chapter 7. Corrections, 99

October 1, 2002 - September 30, 2003

- 7.1. Federal offenders under supervision, by offense
- 7.2. Characteristics of Federal offenders under supervision, by offense
- 7.3. Outcomes of probation supervision, by offense
- 7.4. Characteristics of offenders terminating probation supervision
- 7.5. Outcomes of supervised release, by offense
- 7.6. Characteristics of offenders terminating supervised release
- 7.7. Outcomes of parole, by offense
- 7.8. Characteristics of offenders terminating parole
- 7.9. Admissions and releases of Federal prisoners, by offense
- 7.10. Characteristics of Federal prison population, by major offense category
- 7.11. Number of first releases from Federal prison, by release method and sentence length
- 7.12. Average time to first release and percent of sentence served, for prisoners released by standard methods
- 7.13. Mean time served to first release, by length of sentence imposed, offense, and type of case, for prisoners released by standard methods

-
- 7.14. Percent of sentence served to first release, by length of sentence imposed, offense, and type of case, for prisoners released by standard methods
 - 7.15. Characteristics of first releases from prison, by offense, all releases
 - 7.16. Mean time served to first release from Federal prison for prisoners released by standard methods, by offense and offender characteristics

Figures

Highlights, 1

October 1, 2002 - September 30, 2003

- Figure H.1. Average length of sentences imposed, by offense
- Figure H.2. Admissions to Federal Bureau of Prisons, releases, and prisoners at yearend, by offense
- Figure H.3. Average time to first release, standard releases, by offense

System overview, 7

October 1, 2002 - September 30, 2003

- Figure S.1. System overview, Federal criminal case processing
- Figure S.2. Federal criminal case processing outcomes

Chapter 1. Arrests for Federal offenses, 13

October 1, 2002 - September 30, 2003

- Figure 1.1. Type of drug involved in drug arrests, by race of arrestee
- Figure 1.2. Type of immigration arrests
- Figure 1.3. Type of drug violation
- Figure 1.4. Suspects arrested by the DEA, by State where arrested
- Figure 1.5. Time from warrant initiation to closing, by warrant type

Chapter 2. Prosecution, 27

October 1, 2002 - September 30, 2003

- Figure 2.1. Suspects in matters concluded: Percentage of suspects that were prosecuted in U.S. district court, by most serious offense investigated
- Figure 2.2. Suspects in matters referred by Federal judicial district

Chapter 3. Pretrial release, 41

October 1, 2002 - September 30, 2003

- Figure 3.1. Percent of defendants released prior to case disposition, by offense category
- Figure 3.2. Detention hearings held, by offense category
- Figure 3.3. Pretrial release rates, by defendant characteristics
- Figure 3.4. Pretrial release violation and revocation rates, for cases terminated

Chapter 4. Adjudication, 59

October 1, 2002 - September 30, 2003

- Figure 4.1. Disposition of cases terminated
- Figure 4.2. Average time from filing to disposition of cases terminated, by offense
- Figure 4.3. Percent of cases concluded in 2003 that went to trial, by Federal judicial district

Chapter 5. Sentencing, 69

October 1, 2002 - September 30, 2003

- Figure 5.1. Rates of incarceration and probation for offenders convicted and sentenced in cases that terminated
- Figure 5.2. Incarceration and probation sentence lengths (in months) of offenders convicted and sentenced in cases that terminated
- Figure 5.3. Average prison sentences imposed on defendants convicted at trial or by guilty plea

Chapter 6. Appeals, 83

October 1, 2002 - September 30, 2003

- Figure 6.1. Types of criminal appeal cases filed
- Figure 6.2. Appeals cases filed, by type of offense
- Figure 6.3. Disposition of criminal appeals terminated

Chapter 7. Corrections, 93

October 1, 2002 - September 30, 2003

- Figure 7.1. Violation rates of offenders terminating probation, supervised release, or parole, by type of violation
- Figure 7.2. Violation rates of offenders completing probation, supervised release, or parole, by category of offense
- Figure 7.3. Rates of violation of conditions of supervision, by level of education
- Figure 7.4. Mean lengths of sentence imposed and time served (in months), for offenders released from prison for the first time, by offense
- Figure 7.5. Characteristics of first releasees

Highlights

During 2003 the Homeland Security Act took effect, reorganizing several Federal law enforcement agencies into the Department of Homeland Security. The agencies that comprised the new department were responsible for roughly one-third of all Federal arrests and bookings in 2003. The number of suspects investigated by U.S. attorneys increased between 2002 and 2003, from 124,335 to 130,078. About three-quarters of those for which the investigation was concluded were prosecuted — either before a U.S. district court judge (62%) or before a U.S. magistrate (12%) — and 26% of those investigated were not prosecuted by U.S. attorneys.

The number of defendants prosecuted in Federal courts increased slightly between 2002 and 2003, from 90,407 to 94,916.

The number of offenders under Federal correctional supervision increased 84% between 1990 and 2003. At the end of fiscal year 2003, the number of offenders in Federal prison or on community supervision was 261,435 compared to 141,790 during 1990.

At the end of fiscal year 2003, the number of Federal inmates serving a sentence of imprisonment was 152,459. The number under community supervision was 108,976. Over 72% of those under community supervision were on post-incarceration supervised release (75,766) or parole (3,239).

Arrest

During 2003, 126,878 suspects were arrested by Federal law enforcement agencies for violations of Federal law. Twenty-six percent of those arrested and booked by the U.S. Marshals Service were for drug offenses, 22% for immigration offenses, 18% for supervision violations, 13% for property offenses, 7% each for public-order and weapon offenses, and 4% each for violent offenses and to secure and safeguard a material witness.

Several Federal agencies were moved to the new Department of

Homeland Security in 2003, including the Immigration and Naturalization Service, the Coast Guard, the Customs Service, and the Secret Service. During 2003 the agencies that would comprise Homeland Security were responsible for about one-third of arrests and bookings. Within the Department of Justice, the U.S. Marshals Service made 28% of the arrests; the Drug Enforcement Administration 10%, and the Federal Bureau of Investigation 8%.

Prosecution

During 2003 U.S. attorneys initiated criminal investigations involving 130,078 suspects, and they concluded their investigations of 128,518 suspects. Twenty-nine percent of the suspects were investigated for drug, 21% for property, 18% for public order, 16% for immigration, 11% for weapon, and 4% for violent offenses.

Of the suspects in criminal matters concluded, U.S. attorneys prosecuted 80,106 in U.S. district courts and 14,810 were disposed of before U.S. magistrates. During 2003, U.S. attorneys declined 26% of matters concluded.

Suspects in criminal matters involving immigration or drug offenses were more likely to be prosecuted in a U.S. district court (81% and 76%, respectively) than were suspects involved in weapon (71%), violent (56%), property (53%), or public-order offenses (30%). Suspects involved in property offenses (such as fraud) or violent offenses were more likely to be declined for prosecution (about 40%) than were suspects investigated for public-order offenses (38%), weapon (27%), drug (18%), or immigration (6%) offenses.

Pretrial release

Of 83,419 pretrial cases commenced in 2003, 35% of defendants were released after either an initial or detention hearing, while 64% were detained, and less than 1% were dismissed.

During 2003, 41% of the 76,305 defendants who terminated pretrial services were released at some time prior to their criminal trial. Defendants charged with property offenses or public-order offenses were more likely to be released prior to trial (76% and 67%, respectively) than were defendants charged with weapon (42%), drug (39%), violent (36%), or immigration (8%) offenses.

The proportion of defendants released prior to trial decreased from 62% during 1990 to 41% during 2003.

Defendants having a prior criminal history of serious or violent crimes were less likely to be released than those without a prior criminal history; defendants with a greater number of prior convictions were less likely to be released than those with fewer prior convictions. About 21% of the defendants with a prior violent felony conviction were released before trial, while 60% of defendants with no prior convictions were released. Forty-two percent of defendants with one prior conviction were released, as compared to 33% of defendants having two to four prior convictions and about 25% of defendants having five or more prior convictions.

Eighty percent of defendants released prior to trial completed their periods of release without violating the conditions of their release. Twenty percent of defendants released violated the conditions of their release, and 8% of defendants had their release revoked. Defendants charged with weapon or drug offenses were more likely to commit at least one violation of their conditions of release (32% and 30%, respectively), while defendants charged with weapon, violent, or drug offenses were more likely to have their release revoked (14% for weapon offenses and 11% each for violent or drug offenses) than were other defendants.

Defendants released during 2003 were more likely to violate the conditions of their pretrial release than those released during 1990 (20% compared to 12%).

Adjudication

During 2003, 92,085 defendants were charged in Federal courts with a criminal offense, 87% of whom were charged with felonies. Of the defendants charged with felonies, 38% were prosecuted for drug, 20% each for property, and immigration, 12% for weapon, 6% for public-order, and 4% for violent offenses.

The number of defendants charged with a felony immigration offense increased by 22% between 2002 and 2003, from 13,101 to 15,997. The number charged with a felony weapon offense increased by 23%, from 8,104 to 9,961.

Criminal cases were concluded against 85,106 defendants during 2003, 87% of whom had been charged with felonies. The proportion of defendants convicted in the Federal courts increased from 81% during 1990 to 89% during 2003. The proportion of convicted defendants who pleaded guilty increased from 87% during 1990 to 96% during 2003.

About 92% of defendants charged with felonies were convicted. The conviction rate was similar for the major offense categories: 97% of defendants charged with immigration offenses, 92% of drug defendants, 91% of property and violent defendants, 90% of weapon defendants, and 86% of public-order defendants.

Sentencing

Defendants convicted during 2003 were more likely to be sentenced to prison than those convicted during 1990. During 2003 about 76% of defendants were sentenced to prison compared to 60% of those sentenced during 1990.

Ninety-three percent of felony violent offenders received prison terms, as did 92% of felony weapon and drug offenders, 87% of felony immigration offenders, 70% of felony public-order offenders, and 60% of felony property offenders.

Average length of prison sentences imposed, by offense, October 1, 2002 - September 30, 2003

Most serious offense of conviction	Average sentence length
All offenses	58.7 mo
Felonies	60.3
Violent offenses	97.2
Property offenses	27.3
Drug offenses	81.4
Public-order offenses	42.9
Weapon offenses	83.7
Immigration offenses	26.7
Misdemeanors	9.1

The 57,629 offenders sentenced to prison received, on average, 58.7 months of imprisonment. Offenders sentenced for felony violent offenses, felony weapon offenses, and felony drug offenses received longer average prison terms (97.2, 83.7, and 81.4 months, respectively) than those convicted of felony property, immigration, public-order offenses (27.3, 26.7, and 42.9 months, respectively).

While the proportion of defendants sentenced to prison is at an all-time high, average prison sentences have declined from the peak attained during 1992. During 1992 the average prison term imposed was 62.6 months; for drug felony offenders, the average term was 84.1 months. Violent felony offenders, however, received a longer sentence in 2003 (97.2 months compared to 94.8 months in 1992).

Appeals

Between 1994 and 2003, the number of appeals received by the U.S. Courts of Appeals remained relatively stable — between about 9,000 and 12,000 annually. However, the proportion of criminal defendants appealing some aspect of their conviction decreased from 21% during 1994 to 16% during 2003.

During 2003, 11,968 criminal appeals were filed, a 6% increase from FY2001 (11,281). Eighty-five percent of all appeals filed were appeals of convictions for offenses sentenced under the sentencing guidelines. Sixty-one percent of the guideline-based appeals filed challenged both the conviction and sentence imposed. Of the 11,678 appeals terminated during 2003, 75% (or 8,728) were terminated on the merits. In 84% of the appeals terminated on the merits, the district court ruling was affirmed, at least in part.

Corrections

Community supervision

Between 1990 and 2003, the number of offenders on community supervision increased by 29%, from 84,801 during 1990 to 108,976 during 2003. While nearly equal proportions of offenders were serving terms of probation and post-incarceration supervision (parole or supervised release) during 1990, during 2003, over 72% were serving a term of post-incarceration supervision (70% supervised release and 3% parole) while 28% were on probation.

Admissions to Federal Bureau of Prisons, releases, and prisoners at yearend, by offense, October 1, 2002 - September 30, 2003

Most serious offense of conviction	All admissions	All releases	Population at yearend
All offenses	72,675	63,732	152,459
Violent offenses	6.7%	7.6%	8.9%
Property offenses	16.0	17.6	7.0
Drug offenses	41.9	40.4	56.7
Public-order offenses	7.3	7.7	5.6
Weapon offenses	9.8	7.6	10.6
Immigration offenses	18.3	19.0	11.2

Note: Percentages of offenses do not total to 100% due to offenders whose most serious offense of conviction is unknown or indeterminable.

Drug offenders comprised 18% of offenders on probation, 54% of offenders serving terms of supervised release, and 41% of offenders on parole. Property offenders comprised 45% of offenders on probation, 23% of offenders serving terms of supervised release, and 8% of offenders on parole.

A total of 15,294 offenders terminated probation during 2003. Most of these offenders (80%) completed their terms of probation successfully. Twelve percent of probationers terminating supervision during 2003 committed technical violations; 6% committed new crimes.

A total of 30,585 offenders completed terms of supervised release during 2003. Of these offenders, 62% successfully completed their terms without violating conditions of release; 23% committed technical violations; and 13% committed new crimes.

A total of 1,504 offenders completed terms of parole during 2003. Of these offenders, 52% successfully completed their terms without violating conditions of release; 28% committed technical violations; and 15% committed new crimes.

Prison

Between 1990 and 2003, the number of inmates serving a sentence of imprisonment increased by 168%, from 56,989 during 1990 to 152,459 during 2003.

During 2003, 53,562 prisoners were received by the Bureau of Prisons from U.S. district court commitments. An additional 19,113 prisoners were returned to Federal prison for violating conditions of probation, parole, or supervised release, or were admitted to Federal prison from elsewhere than a U.S. district court.

Drug offenders — who comprised 41% of persons admitted into Federal prison — comprised the largest percentage of persons in prison (56%) at the end of 2003.

During 2003, 45,820 prisoners were released for the first time from Federal prison after commitment by a U.S. district court. Of these, 40,780 were released by standard methods and 5,040 were released by extraordinary means (death, treaty transfer, sentence commutation, or drug treatment). An additional 17,912 prisoners were released from subsequent commitments to Federal prison.

Average time served by Federal offenders increased from 24 months during 1994 to 33 months during 2003. The proportion of the sentence served increased from 65% during 1990 to 91% during 2003.

Violent, weapon, and drug offenders were among those offenders who served the longest prison terms (64 months for violent offenders and 44 months for weapon offenders and 44 for drug offenders).

Average time to first release, standard releases, by offense, October 1, 2002 - September 30, 2003	
Most serious original offense of conviction	Mean time served
All offenses	32.9 mo
Violent offenses	63.5
Property offenses	16.4
Drug offenses	44.3
Public-order offenses	25.4
Weapon offenses	42.7
Immigration offenses	21.1

Introduction

This Bureau of Justice Statistics (BJS) report presents an overview of case processing in the Federal criminal justice system. The data presented are compiled from the BJS Federal Justice Statistics Program (FJSP) database. The FJSP database includes data provided by the U.S. Marshals Service, Drug Enforcement Administration (DEA), Administrative Office of the U.S. Courts, Executive Office for the U.S. Attorneys, Federal Bureau of Prisons, and U.S. Sentencing Commission. The Administrative Office of the U.S. Courts, in addition to providing data describing defendants in criminal cases processed by the Federal judiciary, provides data describing defendants processed by the Federal pretrial services agencies and the Federal probation and supervision service. The data can be downloaded from the Federal Justice Statistics Resource Center at <http://fjsrc.urban.org>.

Each agency reports on cases processed during a given year in an annual statistical report. These reports are often incomparable across agencies due to the varying methods the agencies use to report case processing activities. As reported by an inter-agency working group, headed by BJS, the differences in the case processing statistics are attributable, in part, to the differing needs and missions of the agencies. The working group found the following differences in reported statistics:

- the universe of cases reported during a given period — some agencies report on those case processing events that *occurred* during a particular period, whereas others report on those events *recorded* during a particular period; and
- many of the commonly used case processing statistics — suspect/defendant processed, offense committed, disposition, and sentence imposed — are defined differently across agencies.

BJS, through its FJSP, has recognized the incomparability of these annual statistical reports and has

attempted to reconcile many of the differences identified by the working group. For instance, by combining databases from several years, BJS is able to report on those cases that actually occurred during the reporting period. Commonly used case processing statistics are made comparable across stages by applying uniform definitions to data obtained from each agency. Because definitions in the FJSP are consistent with those categories in BJS programs describing State defendants convicted, sentenced, or imprisoned, the comparison of Federal and State case processing statistics is facilitated.

The 2003 *Compendium*, 18th in a series which includes 1984, 1985, 1986, 1988, 1989, 1990, 1992, 1993, 1994, 1995, 1996, 1997, 1998, 1999, 2000, 2001 and 2002, describes defendants processed at each stage of the Federal justice system — arrest by Federal law enforcement agencies (chapter 1), investigation and prosecution by the U.S. attorneys (chapter 2), pretrial release or detention (chapter 3), adjudication in the U.S. district courts (chapter 4), sentencing (chapter 5), appeal of the conviction and/or sentence imposed (chapter 6), and corrections (chapter 7) — for the 12-month period ending September 30, 2003 (the Federal fiscal year). Prior to 1994, the *Compendium* was reported on a calendar-year basis.

The tables presented report events that occurred during the Federal fiscal year — October 1, 2002 - September 30, 2003. Generally, the tables include both individual and organizational defendants. Organizational defendants are not included in tables showing defendants sentenced to incarceration, or tables describing offenders under post-conviction community supervision. Juvenile offenders charged as adults are included in the reported statistics. Felony and misdemeanor distinctions are provided where possible (see "Offense classifications" in *Methodology*).

Organization of the *Compendium*

Each chapter of the *Compendium* describes a major stage in the processing of criminal suspects and defendants. Each chapter contains *Chapter notes* that describe the universes of data used in the tables and information relevant to the interpretation of individual tables. The *Compendium* contains the following:

Chapter 1 describes arrests made by Federal law enforcement agencies for violations of Federal law, including the characteristics of arrestees; warrants initiated and cleared by the U.S. Marshals Service are also reported.

Chapter 2 describes decisions made by Federal prosecutors in screening criminal matters and the characteristics of defendants in cases prosecuted or declined for prosecution.

Chapter 3 describes the pretrial release and detention practices of the Federal judiciary, including the characteristics of defendants detained or released pending trial.

Chapter 4 describes actions by the Federal judiciary in adjudicating defendants in cases filed by the U.S. attorneys, including the offense charged and characteristics of defendants convicted.

Chapter 5 describes the sentences imposed by the Federal judiciary on convicted defendants, including the characteristics of defendants sentenced.

Chapter 6 describes appeals of criminal convictions and sentences imposed in the Federal courts, including the original offense charged.

Chapter 7 describes defendants under Federal correctional supervision — probation, parole, and supervised release — including the outcome of the supervision (successful completion or violations), admissions to and releases from Federal prison, and time served by Federal inmates.

The Methodology section describes the procedures followed in analyzing data and developing tables.

The Glossary contains definitions for terms used in the *Compendium*. Since many terms used in the text and tables have specialized meanings (either because they refer to Federal law or because of reporting procedures by the Federal agencies supplying the data), readers are encouraged to check the glossary for exact definitions of tabulated data.

Modifications in the 2003 *Compendium*

Several Federal agencies that had been part of the Justice, Transportation, and Treasury departments were moved to the new Department of Homeland Security in 2003, including the Immigration and Naturalization Service, the Coast Guard, the Customs Service, and the Secret Service. This reorganization affects the distribution of arrests across agencies in table 1.2 and does not permit direct comparisons with prior years' *Compendia*.

The FY2003 *Compendium* introduces data about fugitive investigations obtained from the U.S. Marshals Service's Warrant Information Network. Chapter 1 contains 4 new tables (1.6 --1.9) with data about warrants initiated and cleared, including time from warrant initiation to clearance.

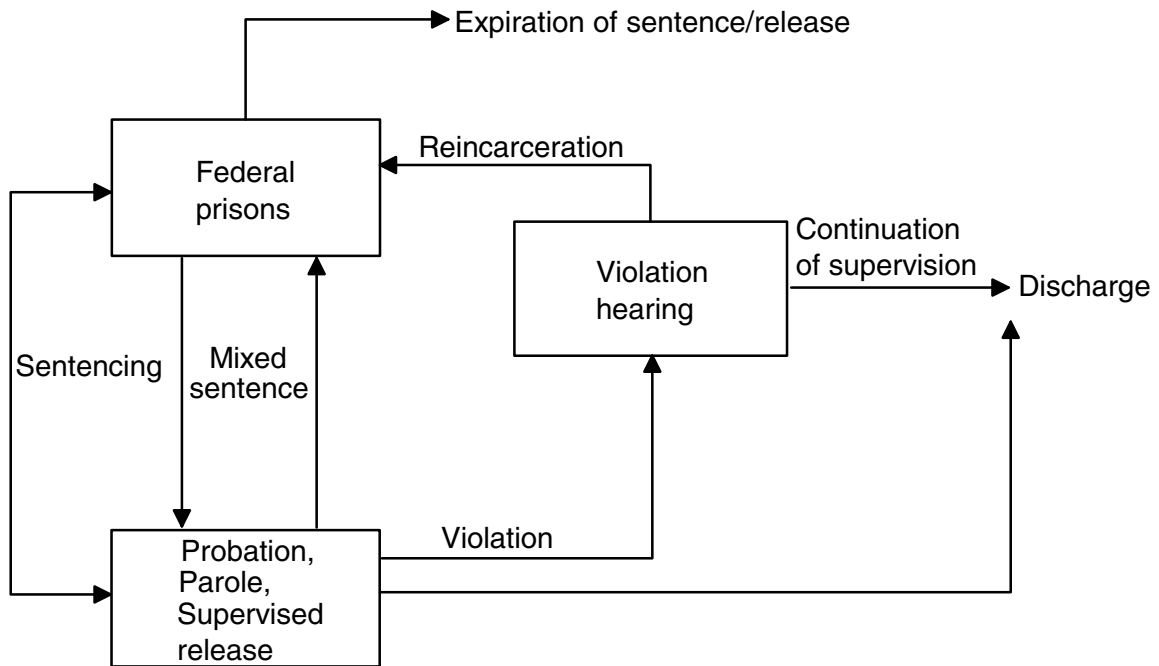
Notes to reader

The tables in the *Compendium* were constructed to permit valid comparisons within each table and to allow the reader to compare percentages (but not raw totals) across tables. It should be understood, however, that the total number of subjects/defendants shown in a particular table may not equal the number of subjects/defendants involved in a particular stage of processing, since some records could not be linked and some data sources did not include information on particular data elements classified in a particular table. Data notes indicate the exact universe for individual tables.

The *Compendium* is a statistical presentation of Federal criminal justice information with limited analyses of trends or explanatory factors underlying the statistics. Analyses of Federal justice statistics may be found in special reports and other publications, some of which are cited in the *Compendium*. Assessment of changing patterns in the *Compendium* tabulations may depend on detailed examination of sub-categories not shown in the tabulations or may require other sources of information, such as knowledge of legislation or Federal agency procedures.

Chapter 7

Corrections



Federal offenders under supervision (tables 7.1 and 7.2)

Post-conviction community supervision of Federal offenders is the responsibility of the Federal Probation System. United States probation officers serve as officers of the court and as agents of the U.S. Parole Commission. They are responsible for the supervision of all persons conditionally released to the community by the courts, the U.S. Parole Commission, the Federal Bureau of Prisons, and military authorities. Their supervision mission is “to execute the sentence, control risk, and promote law-abiding behavior”.¹

The objectives of Federal supervision are to enforce compliance with the conditions of release, minimize risk to the public, and reintegrate the offender into a law-abiding lifestyle. There are three major forms of Federal supervision: probation (a sentence in its own right imposed by the court), supervised release (a term of supervision that the court imposes to follow a period of imprisonment) and parole (early release from prison at the discretion of the U.S. Parole Commission).

As of the end of fiscal year 2003, there were 108,976 offenders under active Federal supervision, of which most (91%) were felons. Seventy-two percent of these offenders received one of two forms of post-incarceration supervision: supervised release (75,766) or parole (3,239). The remainder (29,971) were under probation supervision. Most of the probationer population had been convicted of either a property felony (38%) or some type of misdemeanor offense (31%). Fifty-four percent of offenders under supervised release and 41% of parolees had been convicted of a drug offense. (Table 7.1)

Among the 108,976 offenders under active Federal supervision at the end

¹*Supervision of Federal Offenders* (Monograph 109), Administrative Office of the U.S. Courts, Probation and Pretrial Services Division, 1993.

Offenders terminating parole or supervised release violated their terms of supervision at higher rates than offenders terminating probation

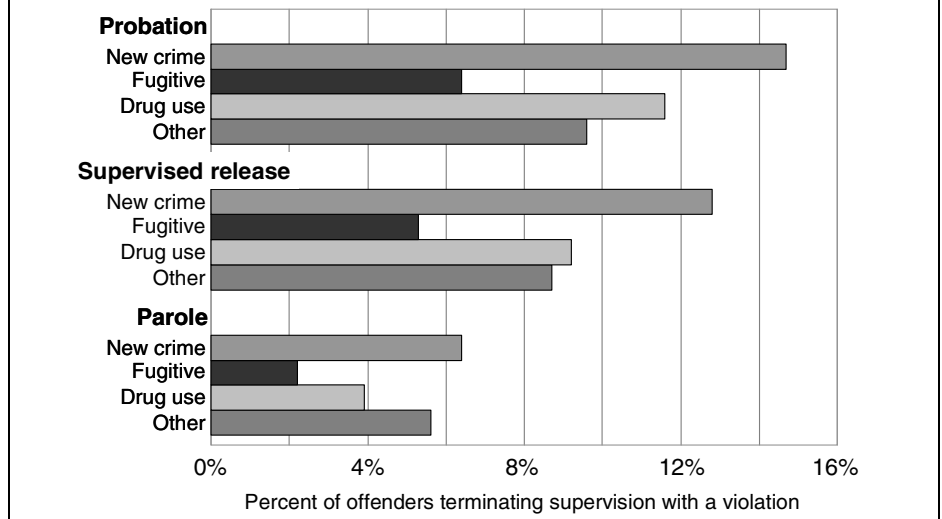


Figure 7.1. Violation rates of offenders terminating probation, supervised release, or parole, by type of violation, October 1, 2002 - September 30, 2003

of fiscal year 2003, 78% were male; 61% were white; 81% were of non-Hispanic origin; 37% were over age 40 (compared to 31% who were between 31 and 40 years of age and 32% who were 30 or younger); 37% had a high school diploma only (compared to 31% who had at least some college and 33% who had less than a high school diploma); and 60% had no known drug history.

Outcomes of offenders terminating supervision (tables 7.3, 7.5, and 7.7)

Probation (table 7.3) — During 2003, 15,294 offenders concluded one or more terms of active probation. Overall, 80% of offenders successfully completed their term of probation, another 18% violated their conditions of probation, and the remaining 2% were administrative closures. Of offenders terminating probation, about 6% committed a new crime (figure 7.1). Most committed technical violations, including drug use (4%) or absconding (2%).

Offenders convicted of violent offenses were more likely than others to terminate supervision with a violation (figure 7.2). During 2003, 32% of

probationers convicted of violent offenses violated their conditions of probation, as did 25% of immigration, 22% of weapon, 19% of drug, and 16% of property offenders. Violent and immigration probationers were also more likely to commit new crimes (10-11%) than were probationers convicted of weapon (9%), drug (6%), or property (5%) offenses.

Supervised release (table 7.5) — During 2003, 30,585 offenders concluded terms of supervised release. Overall, 62% of them successfully completed their term of supervised release; 23% committed technical violations, such as drug use (9%) or absconding (5%); and 13% of these offenders violated their supervision by committing a new crime. The remaining 2% had their supervision administratively terminated.

Immigration and weapon offenders were less likely than other offenders to complete a term of supervised release without a violation. Fifty-eight percent of immigration offenders and 51% of weapon offenders violated conditions of supervised release, compared with 34% of drug, and 31% of property offenders. Immigration offenders were also more likely to

Offenders convicted of violent offenses were more likely than others to terminate supervision with a violation

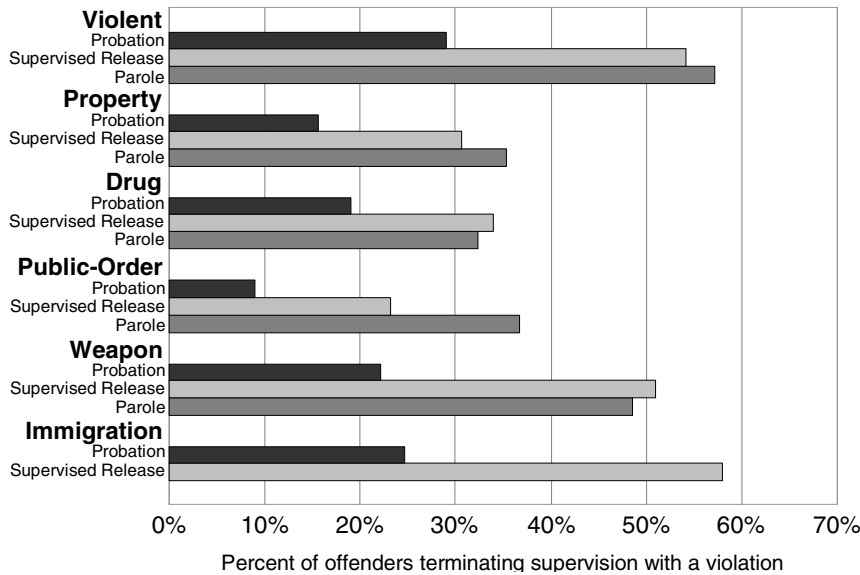


Figure 7.2. Violation rates of offenders completing probation, supervised release, or parole, by category of offense, October 1, 2002 - September 30, 2003

commit new crimes (30%) than of offenders convicted of weapon (18%), violent (17%), drug (12%), or property (10%) offenses.

Parole (table 7.7) — During 2003, 1,504 offenders concluded terms of parole. Overall, 52% of these offenders successfully completed their term of parole. Fifteen percent of these parolees violated their supervision by committing a new crime; 28% committed technical violations, such as drug use (12%) or absconding (6%); and 6% completed their parole term through an administrative case closure.

Offenders convicted of violent offenses were less likely than others to complete a term of parole without a violation. Fifty-seven percent of violent offenders violated conditions of parole, while 37% of public order, 36% of property, and 32% of drug offenders violated parole. Weapon and violent offenders were also more likely to commit new crimes (24% and 20%, respectively) than offenders convicted of public order or drug (12% and 10%, respectively) offenses.

Characteristics of offenders terminating supervision (tables 7.4, 7.6, and 7.8)

Probation (table 7.4) — Among of offenders whose term of probation was concluded, 71% were male; 69% were white and 83% were of non-Hispanic origin; 35% were less than age 31 (compared to 39% over age 40); 26% had less than a high school diploma (compared to 39% whose highest education was a high school diploma and 36% who had at least some college education); and 77% had no known drug history.

Younger offenders, those with a history of drug abuse, and those with a lower educational background had higher probabilities of violating the conditions of probation. Offenders ages 16 to 20 were more likely (38%) to violate conditions of supervision than probationers in other age groups — 25% of those ages 21 to 30 and 13% of those over age 30.

Probationers with a history of drug abuse were 5 times more likely to violate probation for drug use than

offenders who were not drug abusers. Probationers with known histories of drug abuse were also more likely to violate supervision for other reasons (fugitive status or new crimes) than were other probationers.

Probationers with lower levels of education were more likely to violate the conditions of probation than those with higher levels of education. Those who did not graduate high school had a 26% violation rate, those whose highest education was a high school diploma had a 18% violation rate, those with some college had a 13% violation rate, and those with a college degree had only a 6% violation rate.

Supervised release (table 7.6) — Among those who concluded a term of supervised release, 83% were male; 62% were white; 78% were of non-Hispanic origin; 26% were less than age 31 (40% were over age 40); 39% had only some high school (36% whose highest education was a high school diploma and 26% had at least some college); and 52% had no known drug history.

Younger offenders, those with a history of drug abuse, and those with a lower educational background had higher probabilities of violating the conditions of supervised release. Offenders under age 30 were more likely to violate conditions of supervision than offenders in other age groups — 53% of those under age 31 violated a condition of their supervision compared to 23% of those over age 40.

Releasees with a history of drug abuse were nearly 4 times more likely to terminate their supervision for technical violations of drug use as were releasees who were not drug abusers. Releasees with known histories of drug abuse were also more likely to violate supervision with technical violations or new crimes.

Similarly, releasees with lower levels of education were more likely to violate conditions of supervised release than those with higher levels of

education. Those who did not graduate from high school had a 45% violation rate, those whose highest education was a high school diploma had a 35% violation rate, those with some college had a 26% violation rate, and those with a college degree had a 11% violation rate.

Parole (table 7.8) — Among those who concluded a term of parole, 97% were male; 50% were white; 89% were of non-Hispanic origin; 81% were over age 40; 46% had only some high school (37% whose highest education was a high school diploma and 14% had at least some college); and 49% had no known drug history.

Offenders with a history of drug abuse and those with a lower educational background had higher probabilities of violating the conditions of parole. Releasees with a history of drug abuse were more than twice as likely to terminate their supervision for technical violations of drug use than were releasees who were not drug abusers. Releasees with known histories of drug abuse were also more likely to violate by absconding or committing new crimes.

Releasees with lower levels of education were usually more likely to violate conditions of parole than those with higher levels of education. Those whose highest education was a high school diploma had a 41% violation rate, those who did not graduate from high school had a 46% violation rate, those with some college had a 34% violation rate, and those with a college degree had a 26% violation rate.

Admissions, releases, and standing population of prisoners in the Federal Bureau of Prisons (table 7.9)

The Federal Bureau of Prisons (BOP) was created by Congress in 1930 to oversee the development and integration of the Federal prison system. Its mission is to “protect public safety by ensuring that Federal offenders serve their sentences of imprisonment in facilities that are safe, humane, cost-efficient, and appropriately secure.

Those having lower levels of education were more likely to violate conditions of supervision

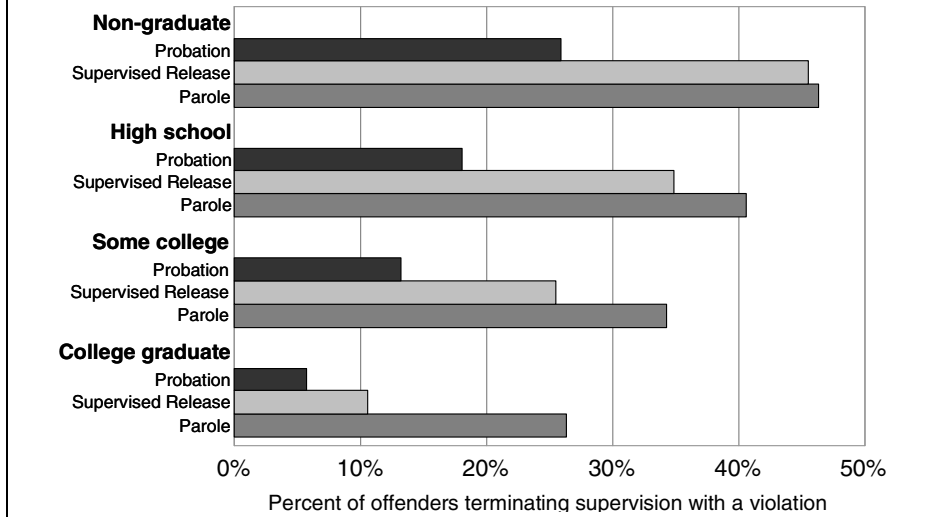


Figure 7.3. Rates of violation of conditions of supervision, by level of education, October 1, 2002 - September 30, 2003

The Bureau helps reduce the potential for future criminal activity by encouraging inmates to participate in a range of programs that have been proven to reduce recidivism.²

Most inmates in BOP facilities were convicted of Federal crimes in U.S. district courts. The BOP also houses

material witnesses, probation and other supervision violators, prisoners held for other jurisdictions, and offenders convicted of violating the District of Columbia Criminal Code or

²<http://www.bop.gov/about/index.jsp>: 'About the Bureau of Prisons'

On average, violent, drug, and weapon offenders had longer imposed sentences, and served more time than other offenders

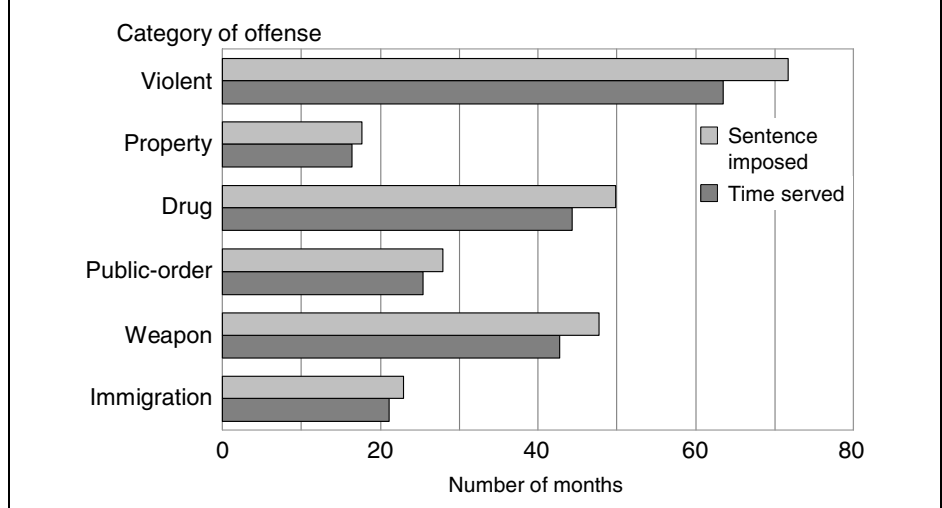
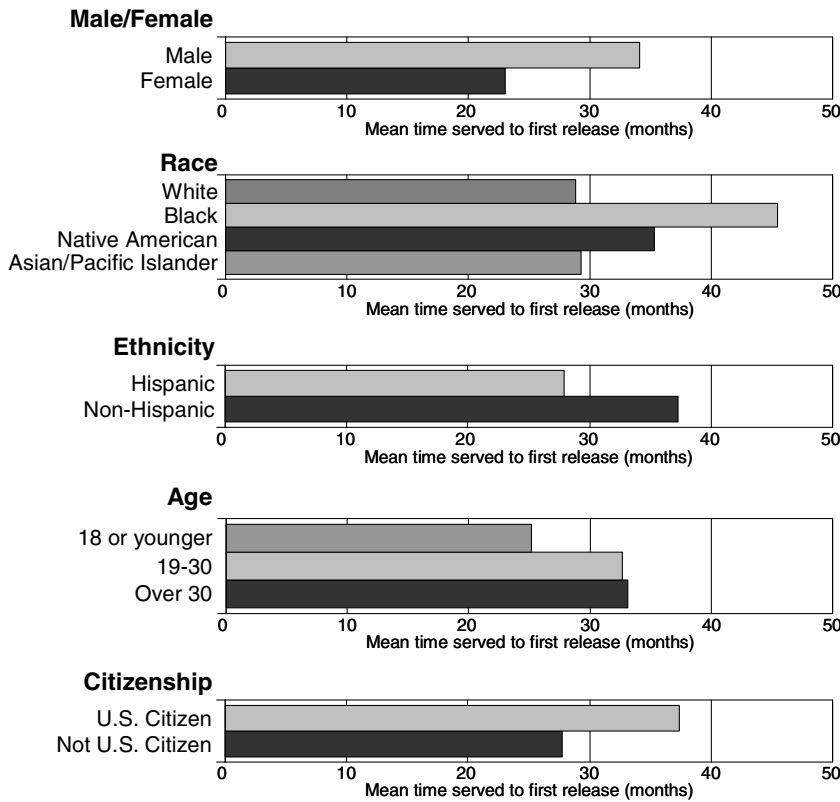


Figure 7.4. Mean lengths of sentence imposed and time served (in months), for offenders released from prison for the first time, by offense, October 1, 2002 - September 30, 2003

Males, blacks, non-Hispanics, older persons, and U.S. citizens served more time before first release



Note: Age reflects the age at which the offender entered Federal prison.

Figure 7.5. Characteristics of first releasees, October 1, 2002 - September 30, 2003

sentenced by District of Columbia Superior Court.

The Federal prison population grew by 8,943 persons during fiscal year 2003, increasing from 143,516 sentenced prisoners to 152,459.³ The greatest growth was among drug, weapons, and immigration offenders. In 2003 the number of drug offenders in prison grew by 4,621, weapon offenders by 2,272, and immigration offenders by 1,155.

Federal prisoners: First releases and time served (tables 7.11-7.14)

During 2003, 45,820 prisoners were released from Federal prison for the

³Tables 7.9-7.16 exclude prisoners sentenced by a District of Columbia Superior Court judge for violations of the DC Criminal Code.

first time after serving a sentence imposed by a U.S. district court.⁴ Of these, 40,780 were released by standard means. These standard releasees served an average of 32.9 months (table 7.12) in prison — 91% of the sentence imposed, on average (table 7.14).⁵

The remaining 5,040 first releases were released by extraordinary means: 3,877 were released early due to participation in a drug treatment

⁴Tables 7.11-7.16 include only prisoners first released by the BOP during 2003.

⁵Average time to first release is the number of months in Bureau of Prisons facilities minus credits for time spent in jail prior to final disposition or sentencing. Percent of sentence served is the average percentage of each individual prisoner's percent of total sentence obligation served until first release.

program; 303 were deported; and 860 were released for other reasons — including commutation, death, or completion of an intensive confinement program (table 7.11). Drug offenders made up the majority of those released by extraordinary means (77%).

Time served until first release varied by offense: Violent offenders served an average of 63.5 months; drug offenders served an average of 44.3 months; weapons offenders served an average of 42.7 months; the average number of months served by immigration offenders was 21.1; and property offenders served an average of 16.4 months (figure 7.4).

Violent, weapon, and drug offenders served more time before first release than did other prisoners. However, property, immigration, and public-order offenders served more of their sentences than did violent, drug, or weapon offenders (figure 7.4).

Old law offenders — those who committed crimes before implementation of Federal Sentencing Guidelines in November 1987 — that were released in 2003 are not shown separately in any table. Less than 1%, or 218, of all released offenders were old law offenders. New law offenders released during 2003 served, on average, 32.4 months in prison (91% of the sentence imposed). Since the Guidelines became effective as of November 1987, new law offenders sentenced to terms of imprisonment greater than 218 months could not have been released by standard means as of the end of fiscal year 2003.⁶ They could have been released only for extraordinary reasons such as death, commutation, or treaty transfer.⁷

⁶The Federal Sentencing Guidelines allow a prisoner up to 54 days per year for good behavior, so a prisoner sentenced to 218 months in prison in November 1987 could have served 190 months of his or her sentence and been released in 2003.

⁷Prisoners released for extraordinary reasons have been excluded from all time served and percent of sentence served calculations.

Characteristics of Federal prisoners (tables 7.10, 7.15, and 7.16)

Standing population (table 7.10) —

Of prisoners in Federal prison at the end of 2003, 93% were male, 58% were white, 39% were black, 32% were Hispanic, and 72% were U.S. citizens. Fifty-five percent of the year-end population were 31 years of age or older. This portrait of the Federal prison population was similar across offenses, with several exceptions. Ninety-five percent of immigration offenders were white, 90% were Hispanic and only 4% were U.S. citizens. More than 92% of violent offenders were non-Hispanic and U.S. citizens.

Prisoners released (table 7.15) —

Of prisoners released during 2003, 89% were male, 72% were white, 25% were black, 45% were Hispanic, and 58% were U.S. citizens. Fifty-four percent were age 31 or older. These patterns were most similar for those released for drug offenses, and least similar for offenders released for immigration, weapon, and violent offenses. Ninety-seven percent of released immigration offenders were male, 96% were white, 3% were black, 91% were Hispanic and 5% were U.S. citizens.

Time served to first release (table 7.16) —

Of prisoners released by standard methods, males served more time than females (an average of 34.1 months versus 23.0 months); blacks served more time than whites (45.5 months versus 28.8 months); and non-Hispanics served more time than Hispanics (37.3 months versus 27.9 months). Older persons served more time than younger (until over age 40), and U.S. citizens served more time than noncitizens (figure 7.5). However, across offenses, this pattern does not apply. For example, blacks served an average of 17 months longer than whites, but among property offenders released from prison, whites served nearly the same amount of time as blacks. Black offenders served an average of 59 months for drug offenses, compared to 39 months for white offenders.

Among immigration offenders, non-citizens were in prison an average of 7 months longer than U.S. citizens before being released. Offenders under 19 years old that were convicted of a weapon offense served an average of 17 months longer than did weapons offenders between 19 and 20 years old.

Table 7.1. Federal offenders under supervision, by offense, September 30, 2003

Most serious offense of conviction ^a	Total offenders under supervision		Type of supervision					
	Number	Percent	Probation		Supervised release		Parole	
			Number	Percent	Number	Percent	Number	Percent
All offenses^b	108,976	100%	29,971	100%	75,766	100%	3,239	100%
Felonies^c	99,172	91.2%	20,774	69.6%	75,168	99.3%	3,230	99.9%
Violent offenses	6,328	5.8%	428	1.4%	4,683	6.2%	1,217	37.6%
Murder ^d	422	0.4	19	0.1	204	0.3	199	6.2
Negligent manslaughter	6	—	0	0	5	—	1	—
Assault	651	0.6	102	0.3	462	0.6	87	2.7
Robbery	4,515	4.1	202	0.7	3,506	4.6	807	25.0
Sexual abuse ^d	486	0.4	91	0.3	356	0.5	39	1.2
Kidnaping	199	0.2	8	—	107	0.1	84	2.6
Threats against the President	49	—	6	—	43	0.1	0	0
Property offenses	29,011	26.7%	11,386	38.1%	17,366	22.9%	259	8.0%
Fraudulent	24,300	22.3%	9,255	31.0%	14,926	19.7%	119	3.7%
Embezzlement	2,903	2.7	917	3.1	1,979	2.6	7	0.2
Fraud ^d	18,616	17.1	7,117	23.8	11,399	15.1	100	3.1
Forgery	411	0.4	202	0.7	200	0.3	9	—
Counterfeiting	2,370	2.2	1,019	3.4	1,348	1.8	3	—
Other	4,711	4.3%	2,131	7.1%	2,440	3.2%	140	4.3%
Burglary	232	0.2	36	0.1	132	0.2	64	2.0
Larceny ^d	3,313	3.0	1,775	5.9	1,499	2.0	39	1.2
Motor vehicle theft	431	0.4	93	0.3	326	0.4	12	0.4
Arson and explosives	320	0.3	63	0.2	242	0.3	15	0.5
Transportation of stolen property	341	0.3	129	0.4	206	0.3	6	—
Other property offenses ^d	74	0.1	35	0.1	35	0.3	4	—
Drug offenses	45,981	42.3%	3,714	12.4%	40,934	0.3	1,333	41.2%
Trafficking	41,380	38.0	3,370	11.3	36,821	0.3	1,189	36.8
Other drug offenses	4,601	4.2	344	1.2	4,113	0.3	144	4.5
Public-order offenses	8,838	8.1%	3,372	11.3%	5,211	0.3	255	7.9%
Regulatory	2,484	2.3%	1,316	4.4%	1,144	0.3	24	0.7%
Agriculture	4	—	1	—	3	0.3	0	0
Antitrust	27	—	17	0.1	10	—	0	0
Food and drug	94	0.1	70	0.2	24	—	0	0
Transportation	97	0.1	53	0.2	40	0.1	4	—
Civil rights	139	0.1	18	0.1	118	0.2	3	—
Communications	126	0.1	88	0.3	38	0.1	0	0
Custom laws	125	0.1	44	0.1	80	0.1	1	—
Postal laws	139	0.1	82	0.3	55	0.1	2	—
Other regulatory offenses	1,733	1.6	943	3.2	776	1.0	14	0.4
Other	6,354	5.8%	2,056	6.9%	4,067	5.4%	231	7.1%
Tax law violations ^d	1,161	1.1	599	2.0	557	0.7	5	—
Bribery	350	0.3	185	0.6	162	0.2	3	—
Perjury, contempt, and intimidation	328	0.3	127	0.4	192	0.3	9	—
National defense	46	—	9	—	21	—	16	0.5
Escape	257	0.2	50	0.2	184	0.2	23	0.7
Racketeering and extortion	2,261	2.1	444	1.5	1,705	2.3	112	3.5
Gambling	149	0.1	73	0.2	76	0.1	0	0
Nonviolent sex offenses	1,083	1.0	204	0.7	836	1.1	43	1.3
Obscene material ^d	86	0.1	28	0.1	58	0.1	0	0
Wildlife	69	0.1	43	0.1	26	—	0	0
Environmental	36	—	24	0.1	12	—	0	0
All other offenses	528	0.5	270	0.9	238	0.3	20	0.6
Weapon offenses	6,648	6.1%	1,014	3.4%	5,476	7.2%	158	4.9%
Immigration offenses	2,180	2.0%	746	2.5%	1,431	1.9%	3	—
Misdemeanors^d	9,804	9.0%	9,197	30.8%	598	0.8%	9	—
Fraudulent property offenses	1,066	1.0	997	3.3	69	0.1	0	0
Larceny	1,115	1.0	1,031	3.5	83	0.1	1	—
Drug possession ^d	1,845	1.7	1,677	5.6	164	0.2	4	—
Immigration misdemeanors	929	0.9	916	3.1	12	—	1	—
Traffic offenses	2,113	1.9	2,043	6.8	70	0.1	0	0
Other misdemeanors	2,736	2.5	2,533	8.5	200	0.3	3	—

—Less than .05%.

^aSee *Chapter notes*, item 1, p. 111, and "Offense classifications" in *Methodology*, p. 113.

^bTotal includes offenders whose offense category could not be determined; see *Chapter notes*, item 2, p. 111.

^cThere are 186 felony offenders for whom an offense category was unknown or indeterminable. These include 114 offenders under probation, 67 under supervised release, and 5 under parole.

^dIn this table, "Murder" includes nonnegligent manslaughter; "Sexual abuse" includes only violent sex offenses; "Fraud" excludes tax fraud; "Larceny" excludes transportation of stolen property; "Other property offenses" excludes fraudulent property offenses, and includes destruction of property and trespassing; "Tax law violations" includes tax fraud; "Obscene material" denotes the mail or transport thereof; "Misdemeanors" includes misdemeanors, petty offenses, and unknown offense levels; and "Drug possession" also includes other drug misdemeanors.

Table 7.2. Characteristics of Federal offenders under supervision, September 30, 2003

Offender characteristic	Total offenders under supervision		Probation		Type of supervision		Parole	
	Number	Percent	Number	Percent	Number	Percent	Number	Percent
All offenders*	108,976	100%	29,971	100%	75,766	100%	3,239	100%
Male/female								
Male	85,154	78.2%	19,777	66.1%	62,245	82.2%	3,132	96.9%
Female	23,732	21.8	10,149	33.9	13,482	17.8	101	3.1
Race								
White	66,530	61.7%	19,826	67.1%	45,138	60.0%	1,566	51.4%
Black	36,152	33.5	7,890	26.7	26,855	35.7	1,407	46.2
Native American	2,236	2.1	820	2.8	1,358	1.8	58	1.9
Asian/Pacific Islander	2,870	2.7	1,012	3.4	1,841	2.4	17	0.6
Ethnicity								
Hispanic	20,933	19.4%	5,073	17.1%	15,503	20.6%	357	11.1%
Non-Hispanic	87,080	80.6	24,526	82.9	59,704	79.4	2,850	88.9
Age								
16-18 years	475	0.4%	442	1.5%	33	0%	0	0%
19-20 years	2,262	2.1	1,348	4.5	914	1.2	0	0
21-30 years	32,250	29.6	9,039	30.2	23,035	30.4	176	5.4
31-40 years	33,396	30.7	7,951	26.6	24,908	32.9	537	16.6
Over 40 years	40,511	37.2	11,110	37.2	26,875	35.5	2,526	78.0
Education								
Less than high school graduate	33,899	32.6%	6,979	24.8%	25,583	35.1%	1,337	43.8%
High school graduate	38,269	36.8	9,965	35.4	27,207	37.4	1,097	36.0
Some college	23,019	22.1	7,522	26.7	15,006	20.6	491	16.1
College graduate	8,862	8.5	3,713	13.2	5,024	6.9	125	4.1
Drug abuse								
No known abuse	65,239	59.9%	23,086	77.0%	40,352	53.3%	1,801	55.6%
Drug history	43,737	40.1	6,885	23.0	35,414	46.7	1,438	44.4

*Total includes offenders whose characteristics could not be determined.

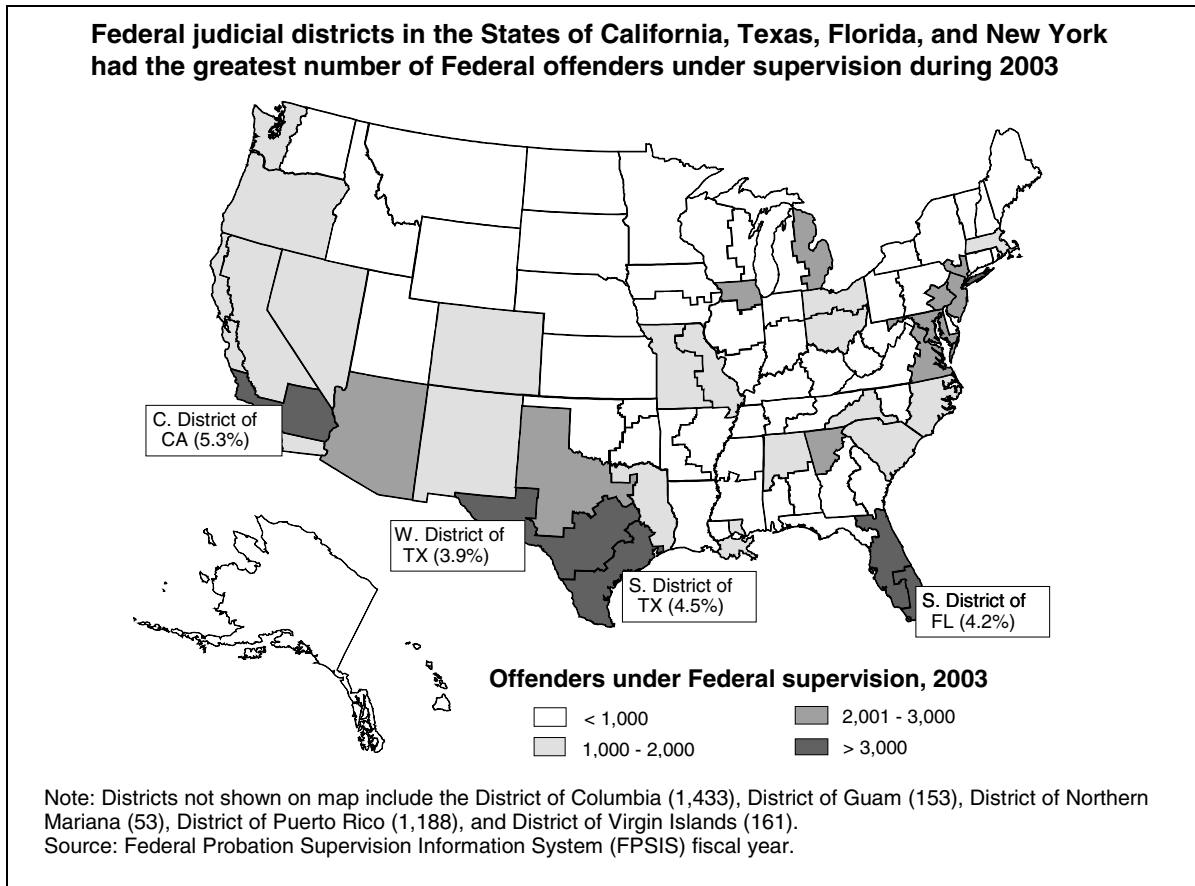


Figure 7.6. Federal offenders under supervision, September 30, 2003, by Federal judicial district

Table 7.3. Outcomes of probation supervision, by offense, October 1, 2002 - September 30, 2003

Most serious offense of conviction ^a	Number of probation terminations	Percent of probation supervisions terminating with—					
		No violation	Technical violations ^b			New crime ^c	Administrative case closures
			Drug use	Fugitive status	Other		
All offenses	15,294	80.1%	3.9%	2.2%	5.6%	6.4%	1.9%
Felonies	8,070	81.9%	3.8%	1.8%	4.9%	5.7%	1.9%
Violent offenses	235	68.5%	2.1%	4.3%	12.8%	9.8%	2.6%
Murder ^d	13	38.5	7.7	15.4	15.4	23.1	0
Negligent manslaughter	1	—	—	—	—	—	—
Assault	81	56.8	2.5	7.4	18.5	9.9	4.9
Robbery	99	86.9	1.0	0	3.0	8.1	1.0
Sexual abuse ^d	37	54.1	2.7	5.4	24.3	10.8	2.7
Kidnaping	4	—	—	—	—	—	—
Property offenses	4,230	82.4%	3.6%	1.7%	5.0%	5.3%	1.9%
Fraudulent	3,403	84.2%	3.0%	1.4%	4.6%	5.1%	1.8%
Embezzlement	337	89.6	2.4	0	4.2	2.1	1.8
Fraud ^d	2,521	86.1	2.2	1.1	4.3	4.4	1.9
Forgery	73	79.5	4.1	2.7	4.1	8.2	1.4
Counterfeiting	472	70.8	7.8	3.6	6.8	10.0	1.1
Other	827	75.3%	6.2%	2.9%	6.4%	6.5%	2.7%
Burglary	33	63.6	6.1	9.1	6.1	6.1	9.1
Larceny ^d	665	74.6	6.3	2.9	6.8	7.1	2.4
Motor vehicle theft	46	87.0	4.3	2.2	2.2	2.2	2.2
Transportation and stolen property	47	89.4	0	0	4.3	4.3	2.1
Other property offenses ^d	11	90.9	9.1	0	0	0	0
Drug offenses	1,361	79.5%	6.0%	1.8%	4.9%	6.3%	1.4%
Trafficking	1,211	78.5	6.4	2.1	5.0	6.6	1.3
Possession and other drug offenses	150	87.3	2.7	0	4.0	4.0	2.0
Public-order offenses	1,469	89.1%	1.8%	1.1%	2.9%	3.2%	1.9%
Regulatory	614	88.1%	2.8%	1.8%	2.9%	2.6%	1.8%
Agriculture	3	—	—	—	—	—	—
Antitrust	5	—	—	—	—	—	—
Food and drug	30	90.0	0	0	3.3	0	6.7
Transportation	31	90.3	0	3.2	3.2	0	3.2
Civil rights	18	94.4	0	0	0	0	5.6
Communications	33	100	0	0	0	0	0
Custom laws	43	95.3	0	2.3	2.3	0	0
Postal laws	47	74.5	8.5	0	8.5	2.1	6.4
Other regulatory offenses	404	87.1	3.2	2.2	2.7	3.7	1.0
Other	855	89.8%	1.2%	0.6%	2.8%	3.6%	2.0%
Tax law violations ^d	306	96.4	0.7	0	0	1.3	1.6
Bribery	67	95.5	3.0	0	0	1.5	0
Perjury, contempt, and intimidation	61	90.2	0	0	4.9	4.9	0
National defense	11	90.9	0	0	9.1	0	0
Escape	20	70.0	5.0	10.0	10.0	5.0	0
Racketeering and extortion	158	86.1	1.3	0.6	4.4	3.2	4.4
Gambling	33	87.9	0	0	6.1	3.0	3.0
Nonviolent sex offenses	61	82.0	3.3	0	0	11.5	3.3
Obscene material ^d	12	100	0	0	0	0	0
Wildlife	26	92.3	0	3.8	0	0	3.8
Environmental	7	—	—	—	—	—	—
All other offenses	93	78.5	1.1	1.1	8.6	9.7	1.1
Weapon offenses	361	74.0%	3.9%	1.9%	6.9%	9.4%	3.9%
Immigration offenses	357	73.4%	5.9%	2.8%	4.8%	11.2%	2.0%
Misdemeanors^d	7,224	78.0%	3.9%	2.6%	6.3%	7.2%	1.9%
Fraudulent property offense	512	86.1	2.5	0.8	3.7	3.9	2.9
Larceny	721	79.8	2.9	2.5	6.4	6.2	2.2
Drug possession ^d	1,409	75.4	8.4	1.6	7.2	5.4	2.1
Immigration misdemeanors	693	63.2	3.9	4.9	4.6	22.8	0.6
Traffic offenses	2,075	80.0	2.7	2.3	6.5	6.6	1.9
Other misdemeanors	1,814	80.5	2.6	3.5	6.9	4.6	1.9

Note: Offenses for 57 felony offenders could not be classified (*Chapter notes*, 3, p. 111).
 —Too few cases to obtain statistically reliable data.

^aSee *Chapter notes*, item 1, p. 111, and "Offense classifications" in *Methodology*, p. 113.

^bSupervision terminated with incarceration or removal to inactive status for violation of supervision conditions other than charges for new offenses.

^cSupervision terminated with incarceration or removal to inactive status after arrest for a "major" or "minor" offense.

^dIn this table, "Murder" includes nonnegligent manslaughter; "Sexual abuse" includes only violent sex offenses; "Fraud" excludes tax fraud; "Larceny" excludes transportation of stolen property; "Other property offenses" excludes fraudulent property offenses, and includes destruction of property and trespassing; "Tax law violations" includes tax fraud; "Obscene material" denotes the mail or transport thereof; "Misdemeanors" includes misdemeanors, petty offenses, and unknown offense levels; and "Drug possession" also includes other drug misdemeanors.

Table 7.4. Characteristics of offenders terminating probation supervision, October 1, 2002 - September 30, 2003

Offender characteristic	Number of probation terminations	Percent terminating probation with—					New crime ^b	Administrative case closures
		No violation	Technical violations ^a					
			Drug use	Fugitive status	Other			
All offenders^c	15,294	80.1%	3.9%	2.2%	5.6%	6.4%	1.9%	
Male/female								
Male	10,703	79.0%	4.0%	2.2%	5.9%	7.0%	2.0%	
Female	4,567	82.5	3.6	2.0	4.9	5.2	1.7	
Race								
White	10,375	81.5%	3.8%	2.1%	4.5%	6.1%	2.1%	
Black	3,683	77.0	4.1	2.1	7.9	7.4	1.5	
Native American	483	62.9	4.3	6.0	13.9	10.4	2.5	
Asian/Pacific Islander	498	87.6	3.8	1.2	3.2	2.4	1.8	
Ethnicity								
Hispanic	2,636	75.7%	3.7%	3.4%	5.1%	10.6%	1.5%	
Non-Hispanic	12,470	80.9	3.9	1.9	5.7	5.5	2.0	
Age								
16-18 years	124	56.5%	3.2%	6.5%	16.1%	14.5%	3.2%	
19-20 years	584	60.4	7.5	6.0	11.3	12.5	2.2	
21-30 years	4,656	73.1	5.7	3.0	7.7	8.8	1.6	
31-40 years	3,919	79.8	4.1	2.1	5.7	7.2	1.1	
Over 40 years	6,005	88.1	1.9	1.1	3.1	3.3	2.6	
Education								
Less than high school graduate	3,756	71.9%	5.5%	3.7%	7.4%	9.3%	2.2%	
High school graduate	5,478	80.2	4.2	2.0	5.9	5.9	1.9	
Some college	3,379	85.2	3.1	1.0	4.4	4.7	1.6	
College graduate	1,851	92.3	0.8	0.8	2.3	1.8	2.0	
Drug abuse								
No known abuse	11,730	84.3%	1.9%	1.7%	4.7%	5.5%	2.0%	
Drug history	3,564	66.2	10.3	3.8	8.6	9.4	1.8	

^aViolation of supervision conditions other than charges for new offenses.

^cTotal includes offenders whose characteristics could not be determined.

^bIncludes both "major" and "minor" offenses.

Table 7.5. Outcomes of supervised release, by offense, October 1, 2002 - September 30, 2003

	Number of supervised release terminations	Percent of supervised releases terminating with—					
		No violation	Technical violations ^b			New crime ^c	Administrative case closures
			Drug use	Fugitive status	Other		
Most serious offense of conviction^a							
All offenses	30,585	61.9%	9.2%	5.3%	8.7%	12.8%	2.2%
Felonies	29,958	61.9%	9.2%	5.3%	8.6%	12.9%	2.2%
Violent offenses	2,298	42.8%	13.5%	8.7%	14.8%	17.2%	3.0%
Murder ^d	108	47.2	5.6	13.0	17.6	13.9	2.8
Negligent manslaughter	4	—	—	—	—	—	—
Assault	290	42.4	11.4	10.3	15.9	16.9	3.1
Robbery	1,662	42.5	15.4	7.7	13.5	17.9	2.9
Sexual abuse ^d	165	38.8	6.1	13.9	24.8	13.9	2.4
Kidnaping	52	55.8	5.8	7.7	7.7	19.2	3.8
Threats against the President	17	52.9	11.8	11.8	17.6	0	5.9
Property offenses	7,544	67.4%	6.8%	4.9%	8.6%	10.3%	2.0%
Fraudulent	6,180	70.8%	5.6%	4.2%	7.7%	9.7%	2.0%
Embezzlement	758	87.3	2.1	1.7	3.0	4.6	1.2
Fraud ^d	4,606	71.4	5.0	4.2	7.7	9.5	2.1
Forgery	114	55.3	9.6	6.1	14.9	14.0	0
Counterfeiting	702	51.3	13.0	6.6	11.4	15.8	2.0
Other	1,364	51.8%	12.1%	8.1%	12.6%	13.1%	2.2%
Burglary	110	31.8	13.6	12.7	18.2	22.7	0.9
Larceny ^d	846	51.4	13.9	8.0	12.4	12.4	1.8
Motor vehicle theft	142	51.4	11.3	6.3	13.4	15.5	2.1
Arson and explosives	141	59.6	7.8	7.1	12.1	9.9	3.5
Transportation and stolen property	106	67.9	2.8	6.6	6.6	11.3	4.7
Other property offenses ^d	19	42.1	10.5	15.8	21.1	5.3	5.3
Drug offenses	13,997	64.0%	10.0%	4.7%	7.2%	12.1%	2.1%
Trafficking	12,633	63.4	10.3	4.8	7.2	12.3	2.1
Possession and other drug offenses	1,364	69.9	7.6	3.7	6.9	10.1	1.8
Public-order offenses	2,568	74.8%	4.7%	3.7%	6.3%	8.5%	2.0%
Regulatory	691	72.4%	5.8%	4.3%	4.2%	11.1%	2.2%
Agriculture	1	—	—	—	—	—	—
Antitrust	9	—	—	—	—	—	—
Food and drug	14	92.9	0	0	0	0	7.1
Transportation	18	77.8	0	5.6	11.1	5.6	0
Civil rights	43	83.7	2.3	2.3	4.7	4.7	2.3
Communications	22	72.7	4.5	0	0	22.7	0
Custom laws	49	73.5	4.1	6.1	8.2	6.1	2.0
Postal laws	27	55.6	3.7	7.4	3.7	25.9	3.7
Other regulatory offenses	508	70.9	6.9	4.5	3.9	11.6	2.2
Other	1,877	75.7%	4.3%	3.5%	7.1%	7.5%	1.9%
Tax law violations ^d	314	94.3	0.6	0.6	1.6	1.6	1.3
Bribery	85	90.6	0	0	4.7	2.4	2.4
Perjury, contempt, and intimidation	96	72.9	10.4	1.0	6.3	7.3	2.1
National defense	8	—	—	—	—	—	—
Escape	181	45.3	12.7	13.8	12.2	14.9	1.1
Racketeering and extortion	719	77.9	3.2	2.6	6.5	7.6	2.1
Gambling	35	80.0	2.9	5.7	2.9	5.7	2.9
Nonviolent sex offenses	291	70.4	2.4	3.1	11.7	10.0	2.4
Obscene material ^d	14	57.1	0	7.1	28.6	7.1	0
Wildlife	21	85.7	0	0	9.5	0	4.8
Environmental	6	—	—	—	—	—	—
All other offenses	107	61.7	13.1	5.6	6.5	11.2	1.9
Weapon offenses	2,433	46.3%	13.0%	6.8%	12.7%	18.4%	2.8%
Immigration offenses	1,087	40.6%	8.5%	8.4%	11.3%	29.8%	1.5%
Misdemeanors^d	627	61.2%	8.9%	4.6%	12.8%	10.0%	2.4%
Fraudulent property offense	59	72.9	3.4	0	6.8	13.6	3.4
Larceny	121	59.5	9.9	4.1	14.9	9.9	1.7
Drug possession ^d	148	52.0	11.5	7.4	16.9	9.5	2.7
Immigration misdemeanors	14	50.0	7.1	0	14.3	28.6	0
Traffic offenses	97	67.0	7.2	3.1	13.4	8.2	1.0
Other misdemeanors	188	63.8	9.0	5.3	9.6	9.0	3.2

Note: Offenses for 31 felony offenders could not be determined; see *Chapter notes*.

—Too few cases to obtain statistically reliable data.

^aSee *Chapter notes*, item 1, p. 111, and "Offense classifications" in *Methodology*, p. 113.

^bSupervision terminated with incarceration or removal to inactive status for violation of supervision conditions other than charges for new offenses.

^cSupervision terminated with incarceration or removal to inactive status after arrest for a "major" or "minor" offense.

^dIn this table, "Murder" includes nonnegligent manslaughter; "Sexual abuse" includes only violent sex offenses; "Fraud" excludes tax fraud; "Larceny" excludes transportation of stolen property; "Other property offenses" excludes fraudulent property offenses, and includes destruction of property and trespassing; "Tax law violations" includes tax fraud; "Obscene material" denotes the mail or transport thereof; "Misdemeanors" includes misdemeanors, petty offenses, and unknown offense levels; and "Drug possession" also includes other drug misdemeanors.

Table 7.6. Characteristics of offenders terminating supervised release, October 1, 2002 - September 30, 2003

Offender characteristic	Number of supervised release terminations	Percent terminating supervised release with—					New crime ^b	Administrative case closures
		No violation	Technical violations ^a					
			Drug use	Fugitive status	Other			
All offenders^c	30,585	61.9%	9.2%	5.3%	8.7%	12.8%	2.2%	
Male/female								
Male	25,514	59.4%	9.6%	5.5%	9.2%	14.0	2.3%	
Female	5,051	73.9	7.1	4.3	6.3	6.8	1.6	
Race								
White	18,922	64.7%	8.6%	5.3%	7.8%	11.4%	2.2%	
Black	9,892	57.0	10.6	4.8	9.8	15.8	2.1	
Native American	824	39.2	7.9	14.1	21.1	15.2	2.5	
Asian/Pacific Islander	707	76.0	8.3	2.7	6.1	6.5	0.4	
Ethnicity								
Hispanic	6,552	57.2%	9.3%	7.2%	9.2%	15.2%	1.8%	
Non-Hispanic	23,836	63.1	9.1	4.7	8.6	12.2	2.2	
Age								
16-18 years	2	—	—	—	—	—	—	
19-20 years	170	13.5	22.9	17.1	24.1	20.6	1.8	
21-30 years	7,833	45.6	12.7	7.8	12.6	19.3	1.9	
31-40 years	10,399	60.3	10.1	5.2	9.0	14.0	1.5	
Over 40 years	12,181	74.3	6.0	3.5	5.7	7.6	2.9	
Education								
Less than high school graduate	11,483	52.2%	11.6%	7.0%	10.7%	16.2%	2.4%	
High school graduate	10,591	63.0	9.3	4.9	8.4	12.2	2.2	
Some college	5,742	72.7	7.0	3.0	6.7	8.8	1.7	
College graduate	2,002	87.7	1.4	1.1	3.3	4.8	1.6	
Drug abuse								
No known abuse	15,923	72.2%	4.1%	4.1%	6.3%	11.1%	2.2%	
Drug history	14,662	50.6	14.7	6.6	11.4	14.7	2.1	

—Too few cases to obtain statistically reliable data.

^bIncludes both "major" and "minor" offenses.

^aViolation of supervision conditions other than charges for new offenses.

^cTotal includes offenders whose characteristics could not be determined.

Table 7.7. Outcomes of parole, by offense, October 1, 2002 - September 30, 2003

Most serious offense of conviction ^a	Number of parole terminations	Percent of paroles terminating with—					
		Technical violations ^b				New crime ^c	Administrative case closures
		No violation	Drug use	Fugitive status	Other		
All offenses	1,504	51.9%	11.6%	6.4%	9.6%	14.7%	5.8%
Felonies	1,502	51.9%	11.6%	6.4%	9.7%	14.7%	5.8%
Violent offenses	519	36.6%	16.8%	8.5%	12.1%	19.7%	6.4%
Murder ^d	42	35.7	14.3	9.5	14.3	14.3	11.9
Assault	24	37.5	20.8	4.2	16.7	8.3	12.5
Robbery	401	36.2	18.0	8.2	11.5	20.2	6.0
Sexual abuse ^d	16	56.3	0	6.3	12.5	25.0	0
Kidnaping	35	34.3	11.4	11.4	14.3	25.7	2.9
Threats against the President	1	—	—	—	—	—	—
Property offenses	161	60.2%	6.8%	6.2%	11.2%	11.2%	4.3%
Fraudulent	72	69.4%	6.9%	5.6%	11.1%	2.8%	4.2%
Embezzlement	2	—	—	—	—	—	—
Fraud ^d	56	71.4	1.8	7.1	14.3	3.6	1.8
Forgery	9	—	—	—	—	—	—
Counterfeiting	5	—	—	—	—	—	—
Other	89	52.8%	6.7%	6.7%	11.2%	18.0%	4.5%
Burglary	44	52.3	6.8	4.5	4.5	25.0	6.8
Larceny ^d	22	50.0	4.5	4.5	18.2	18.2	4.5
Motor vehicle theft	13	46.2	7.7	23.1	15.4	7.7	0
Arson and explosives	3	—	—	—	—	—	—
Transportation and stolen property	6	—	—	—	—	—	—
Other property offenses ^d	1	—	—	—	—	—	—
Drug offenses	642	62.5%	9.8%	5.5%	6.2%	10.9%	5.1%
Trafficking	579	61.8	10.4	5.5	5.9	11.2	5.2
Possession and other drug offenses	63	68.3	4.8	4.8	9.5	7.9	4.8
Public-order offenses	109	53.2%	9.2%	0.9%	14.7%	11.9%	10.1%
Regulatory	12	58.3%	8.3%	0%	16.7%	16.7%	0%
Other	97	52.6%	9.3%	1.0%	14.4%	11.3%	11.3%
Tax law violations ^d	2	—	—	—	—	—	—
Perjury, contempt, and intimidation	2	—	—	—	—	—	—
National defense	3	—	—	—	—	—	—
Escape	21	57.1	4.8	0	14.3	14.3	9.5
Racketeering and extortion	47	66.0	10.6	0	8.5	4.3	10.6
Nonviolent sex offenses	14	14.3	7.1	7.1	14.3	35.7	21.4
All other offenses	8	—	—	—	—	—	—
Weapon offenses	68	47.1%	4.4%	8.8%	11.8%	23.5%	4.4%
Immigration offenses	2	—	—	—	—	—	—
Misdemeanors^d	2	—	—	—	—	—	—

—Too few cases to obtain statistically reliable data.

^aSee *Chapter notes*, item 1, p. 111, and "Offense classifications" in *Methodology*, p. 113.

^bSupervision terminated with incarceration or removal to inactive status for violation of supervision conditions other than charges for new offenses.

^cSupervision terminated with incarceration or removal to inactive status after arrest for a "major" or "minor" offense.

^dIn this table, "Murder" includes nonnegligent manslaughter; "Sexual abuse" includes only violent sex offenses; "Fraud" excludes tax fraud; "Larceny" excludes transportation of stolen property; "Tax law violations" includes tax fraud; and "Misdemeanors" includes misdemeanors, petty offenses, and unknown offense levels.

Table 7.8. Characteristics of offenders terminating parole, October 1, 2002 - September 30, 2003

Offender characteristic	Number of parole terminations	Percent terminating parole with—					New crime ^b	Administrative case closures
		No violation	Technical violations ^a					
			Drug use	Fugitive status	Other			
All offenders^c	1,504	51.9%	11.6%	6.4%	9.6%	14.7%	5.8%	
Male/female								
Male	1,460	51.5%	11.6%	6.4%	9.7%	14.9%	5.9%	
Female	42	66.7	9.5	7.1	7.1	7.1	2.4	
Race								
White	710	61.3%	8.3%	5.1%	7.6%	11.0%	6.8%	
Black	668	44.3	15.9	6.4	11.5	18.3	3.6	
Native American	17	52.9	0	23.5	17.6	5.9	0	
Asian/Pacific Islander	12	83.3	16.7	0	0	0	0	
Ethnicity								
Hispanic	163	66.9%	9.8%	7.4%	3.1%	9.2%	3.7%	
Non-Hispanic	1,323	50.2	11.7	6.1	10.6	15.3	6.1	
Age								
21-30 years	62	33.9%	4.8%	12.9%	17.7%	19.4%	11.3%	
31-40 years	227	44.1	14.1	7.0	10.1	21.1	3.5	
Over 40 years	1,215	54.3	11.4	5.9	9.1	13.3	5.9	
Education								
Less than high school graduate	663	48.6%	13.3%	7.2%	9.2%	16.6%	5.1%	
High school graduate	526	52.9	10.6	5.1	9.7	15.2	6.5	
Some college	195	60.5	9.7	6.7	8.2	9.7	5.1	
College graduate	57	70.2	7.0	1.8	10.5	7.0	3.5	
Drug abuse								
No known abuse	740	58.9%	6.6%	5.0%	10.3%	12.4%	6.8%	
Drug history	764	45.2	16.4	7.7	9.0	16.9	4.8	

—Too few cases to obtain statistically reliable data.

^aViolation of supervision conditions other than charges for new offenses.

^bIncludes both "major" and "minor" offenses.

^cTotal includes offenders whose characteristics could not be determined.

Table 7.9. Admissions and releases of Federal prisoners, by offense, October 1, 2002 - September 30, 2003

Most serious original offense of conviction ^a	Estimated population at start of year	Prisoners received			Prisoners released			Prison population at end of year	Net population change
		District court		All other	First release				
		1 year or less	Over 1 year			1 year or less	Over 1 year	All other	
All prisoners^b	143,516	8,753	44,809	19,113	8,996	36,824	17,912	152,459	8,943
Violent offenses	13,550	122	1,933	2,719	122	1,913	2,764	13,525	-25
Murder/manslaughter ^c	1,236	10	92	155	13	72	151	1,257	21
Assault	978	66	243	481	64	239	505	960	-18
Robbery	9,590	31	1,338	1,651	33	1,380	1,645	9,552	-38
Sexual abuse ^c	990	15	188	296	12	147	317	1,013	23
Kidnaping	655	0	57	56	0	62	63	643	-12
Threats against the President	101	0	15	80	0	13	83	100	-1
Property offenses	10,233	2,397	4,675	4,348	2,464	4,350	4,205	10,634	401
Fraudulent	7,926	1,978	3,906	2,909	2,030	3,653	2,809	8,227	301
Embezzlement	288	166	155	140	169	142	140	298	10
Fraud ^c	6,674	1,629	3,296	2,199	1,680	3,092	2,069	6,957	283
Forgery	237	40	73	125	43	66	144	222	-15
Counterfeiting	727	143	382	445	138	353	456	750	23
Other	2,307	419	769	1,439	434	697	1,396	2,407	100
Burglary	243	10	63	164	11	51	180	238	-5
Larceny ^c	882	262	290	867	257	302	830	912	30
Motor vehicle theft	232	11	60	72	15	63	78	219	-13
Arson and explosives	185	1	49	75	2	38	59	211	26
Transportation of stolen property	198	22	73	63	22	69	56	209	11
Other property offenses ^c	567	113	234	198	127	174	193	618	51
Drug offenses	81,168	1,483	22,104	6,406	1,520	17,849	6,003	85,789	4,621
Trafficking	80,716	1,160	22,046	6,077	1,272	17,773	5,665	85,289	4,573
Possession and other drug offenses	452	323	58	329	248	76	338	500	48
Public-order offenses	8,045	861	2,708	1,673	897	2,341	1,611	8,438	393
Regulatory	1,238	188	535	302	187	537	290	1,249	11
Other	6,807	673	2,173	1,371	710	1,804	1,321	7,189	382
Tax law violations ^c	399	91	170	55	93	172	55	395	-4
Bribery	76	17	45	17	18	36	21	80	4
Perjury, contempt, and intimidation	108	28	42	29	30	47	24	106	-2
National defense	84	8	18	13	9	21	13	80	-4
Escape	388	49	111	131	61	124	125	369	-19
Racketeering and extortion	4,415	97	1,189	323	105	1,020	307	4,592	177
Gambling	2	0	0	0	0	1	0	1	-1
Liquor offenses	4	1	3	0	2	2	0	4	0
Nonviolent sex offenses	187	4	69	59	5	41	45	228	41
Obscene material ^c	869	15	438	99	19	257	84	1,061	192
Traffic offenses	105	316	29	509	312	24	520	103	-2
Wildlife	7	4	2	13	5	6	9	6	-1
Environmental	19	7	10	7	9	8	6	20	1
All other offenses	144	36	47	116	42	45	112	144	0
Weapon offenses	13,742	250	5,034	1,749	256	3,004	1,501	16,014	2,272
Immigration offenses	15,748	3,374	7,968	1,758	3,477	7,063	1,405	16,903	1,155

Note: For further information, see *Chapter notes*, items 4, 5, and 8, p. 111.

^aSee *Chapter notes*, item 4, p. 111, and "Offense classifications" in *Methodology*, p. 113.

^bAn offense category could not be determined for 1,030 prisoners at the start of fiscal year 2003 and 1,083 prisoners at the end of fiscal year 2003.

^cIn this table, "Murder" includes nonnegligent manslaughter; "Sexual abuse" includes only violent sex offenses; "Fraud" excludes tax fraud; "Larceny" excludes transportation of stolen property; "Other property offenses" excludes fraudulent property offenses, and includes destruction of property and trespassing; "Tax law violations" includes tax fraud; and "Obscene material" denotes the mail or transport thereof.

Table 7.10. Characteristics of Federal prison population, by major offense category, September 30, 2003

Prisoner characteristic	Total prisoners	Percent of Federal prison population serving for ^a —								
		All offenses	Violent offenses	Property offenses		Drug offenses	Public-order offenses		Weapon offenses	Immigration offenses
				Fraudulent	Other		Regulatory	Other		
All prisoners^b	152,459	152,459	13,525	8,227	2,407	85,789	1,249	7,189	16,014	16,903
Male/female										
Male	141,966	93.1%	96.4%	82.0%	90.0%	92.0%	85.6%	93.0%	98.2%	97.7%
Female	10,493	6.9	3.6	18.0	10.0	8.0	14.4	7.0	1.8	2.3
Race										
White	88,528	58.1%	44.8%	63.1%	62.2%	53.9%	73.4%	68.0%	42.6%	95.3%
Black	59,441	39.0	42.6	33.5	30.4	44.5	23.4	26.4	55.2	4.1
Native American	2,438	1.6	11.3	0.5	5.4	0.4	0.9	1.3	1.2	0.1
Asian/Pacific Islander	2,052	1.3	1.3	2.9	2.1	1.2	2.3	4.3	1.0	0.4
Ethnicity										
Hispanic	48,921	32.1%	7.4%	12.5%	8.9%	33.0%	17.0%	17.7%	9.9%	89.5%
Non-Hispanic	103,538	67.9	92.6	87.5	91.1	67.0	83.0	82.3	90.1	10.5
Age										
Under 19 years	568	0.4%	1.6%	0.1%	1.2%	0.2%	0.2%	0.2%	0.4%	0.3%
19-20 years	5,055	3.3	5.9	1.3	5.9	3.2	3.0	1.8	4.4	2.1
21-30 years	62,922	41.3	38.1	24.6	34.0	44.2	30.8	28.8	46.8	40.0
31-40 years	50,263	33.0	32.8	32.6	31.7	32.3	29.9	30.6	30.5	40.8
Over 40 years	33,623	22.1	21.6	41.5	27.1	20.2	36.0	38.6	17.9	16.8
Citizenship										
U.S. citizen	109,760	72.2%	96.6%	85.2%	94.3%	74.1%	87.4%	86.4%	94.9%	4.3%
Not U.S. citizen	42,256	27.8	3.4	14.8	5.7	25.9	12.6	13.6	5.1	95.7

Note: Percentages in this table are based on non-missing characteristics. Total includes 1,156 prisoners whose offense category could not be determined; see *Chapter notes*, items 4-7, p. 111.

^aSee *Chapter notes*, item 4, p. 111, and "Offense classifications" in *Methodology*, p. 113.

^bOf the 152,459 prisoners in BOP facilities, 5% were old law offenders.

Table 7.11. Number of first releases from Federal prison, by release method and sentence length, October 1, 2002 - September 30, 2003

Most serious original offense of conviction ^a	Total	Standard ^b	Extraordinary means		
			Drug treatment	Treaty transfer	Other ^c
All releases					
All prisoners^d	45,820	40,780	3,877	303	860
Violent offenses	2,035	1,971	3	1	60
Property offenses	6,814	6,533	208	0	73
Fraudulent	5,683	5,422	193	0	68
Other	1,131	1,111	15	0	5
Drug offenses	19,369	15,052	3,455	295	567
Public-order offenses	3,238	3,013	174	1	50
Regulatory	724	683	32	0	9
Other	2,514	2,330	142	1	41
Weapon offenses	3,260	3,184	17	1	58
Immigration offenses	10,540	10,479	10	3	48
Sentences greater than 1 year					
All prisoners^e	36,824	31,806	3,871	302	845
Violent offenses	1,913	1,849	3	1	60
Property offenses	4,350	4,076	207	0	67
Fraudulent	3,653	3,399	192	0	62
Other	697	677	15	0	5
Drug offenses	17,849	13,537	3,452	294	566
Public-order offenses	2,341	2,119	172	1	49
Regulatory	537	496	32	0	9
Other	1,804	1,623	140	1	40
Weapon offenses	3,004	2,932	17	1	54
Immigration offenses	7,063	7,003	10	3	47

Note: Methods for calculating average time served and percent of sentence served differ from those used in the 1993 and prior compendia. See *Chapter notes*, items 4-7, p. 111.

^aSee *Chapter notes*, item 4, p. 111, and "Offense classifications" in *Methodology*, p. 113.

^bStandard releases include expirations, mandatory release, and release to parole.

^cOther extraordinary releases include escape, death, sentence commutation, and intensive confinement programs.

^dIncludes 564 prisoners for whom offense was not classifiable or not a violation of U.S. Code.

^eIncludes 304 prisoners for whom offense was not classifiable or not a violation of U.S. Code.

Table 7.12. Average time to first release and percent of sentence served, for prisoners released by standard methods, October 1, 2002 - September 30, 2003

Most serious original offense of conviction ^a	All offenders			Prisoners with sentences of 1 year or less			Prisoners with sentences over 1 year			
	Number of prisoners released ^b	Mean time served	Median time served	Number of prisoners released ^b	Mean time served	Median time served	Number of prisoners released ^b	Mean time served	Median time served	Percent of sentence served
All releases^c	40,780	32.9 mo	22.7 mo	8,974	5.2 mo	5.0 mo	31,806	40.7 mo	29.4 mo	88.0%
Violent offenses	1,971	63.5 mo	49.7 mo	122	5.5 mo	5.9 mo	1,849	67.3 mo	53.2 mo	87.7%
Murder/manslaughter ^d	82	85.6	43.6	13	6.3	5.0	69	100.5	49.6	88.5
Assault	300	30.7	25.6	64	5.1	5.9	236	37.6	28.8	88.9
Robbery	1,370	69.0	57.1	33	6.2	5.9	1,337	70.5	58.6	87.6
Sexual abuse ^c	150	53.5	33.6	12	5.3	5.0	138	57.7	44.4	87.2
Kidnaping	57	106.1	73.2	0	57	106.1	73.2	83.3
Threats against the President	12	26.9	24.2	0	12	26.9	24.2	90.5
Property offenses	6,533	16.4 mo	12.2 mo	2,457	5.0 mo	5.0 mo	4,076	23.3 mo	18.3 mo	88.2%
Fraudulent	5,422	15.9 mo	12.2 mo	2,023	5.0 mo	5.0 mo	3,399	22.4 mo	18.0 mo	88.2%
Embezzlement	305	9.7	7.0	168	3.7	4.9	137	17.0	13.9	87.5
Fraud ^c	4,533	16.4	12.2	1,675	5.0	5.0	2,858	23.0	18.3	88.1
Forgery	104	14.5	11.9	43	5.7	6.0	61	20.7	15.7	88.3
Counterfeiting	480	16.0	13.1	137	6.3	6.0	343	19.8	15.7	88.7
Other	1,111	18.6 mo	12.5 mo	434	4.8 mo	5.0 mo	677	27.5 mo	20.9 mo	88.5%
Burglary	61	28.7	18.3	11	4.9	5.0	50	33.9	22.5	87.7
Larceny ^c	547	13.3	10.5	257	5.2	5.0	290	20.5	17.0	89.1
Motor vehicle theft	75	23.0	18.2	15	7.5	7.4	60	26.9	22.4	87.6
Arson and explosives	39	49.5	52.4	2	—	—	37	51.9	52.6	87.7
Transportation and stolen property	89	19.4	15.7	22	6.2	5.0	67	23.7	18.3	88.1
Other property offenses ^d	300	20.9	15.7	127	3.5	3.0	173	33.7	26.2	88.3
Drug offenses	15,052	44.3 mo	32.3 mo	1,515	6.7 mo	6.0 mo	13,537	48.6 mo	36.6 mo	87.7%
Trafficking	14,744	45.0	32.3	1,267	7.0	6.0	13,477	48.6	36.6	87.6
Possession and other drug offenses	308	11.6	6.0	248	5.1	6.0	60	38.7	24.9	89.9
Public-order offenses	3,013	25.4 mo	15.7 mo	894	4.2 mo	4.0 mo	2,119	34.4 mo	23.6 mo	87.7%
Regulatory	683	20.6 mo	15.6 mo	187	5.6 mo	5.0 mo	496	26.3 mo	18.3 mo	88.1%
Other	2,330	26.8 mo	18.3 mo	707	3.8 mo	4.0 mo	1,623	36.8 mo	26.2 mo	87.6%
Tax law violations ^d	258	14.0	10.5	93	5.6	5.0	165	18.7	15.7	87.9
Bribery	50	24.4	13.1	18	5.2	5.0	32	35.3	22.3	87.4
Perjury, contempt, and intimidation	74	14.7	12.0	30	4.3	4.0	44	21.9	18.3	88.7
National defense	28	30.4	20.9	9	—	—	19	42.4	27.1	85.9
Escape	176	17.7	13.1	59	6.1	6.0	117	23.5	15.7	88.8
Racketeering and extortion	973	42.4	35.6	104	5.7	5.9	869	46.8	40.1	87.3
Gambling	1	—	—	0	1	—	—	—
Liquor	4	—	—	2	—	—	2	—	—	—
Nonviolent sex offenses	45	28.1	21.0	5	—	—	40	31.2	25.2	89.2
Obscene material ^d	274	27.1	23.6	19	6.6	6.0	255	28.6	23.6	86.9
Traffic offenses	334	2.7	0.9	312	1.6	0.5	22	17.5	12.8	92.0
Wildlife	11	14.0	10.4	5	—	—	6	—	—	—
Environmental	16	13.5	10.0	9	—	—	7	—	—	—
All other offenses	86	14.5	10.5	42	4.5	5.9	44	24.0	16.6	89.3
Weapon offenses	3,184	42.7 mo	32.1 mo	252	6.4 mo	6.0 mo	2,932	45.8 mo	33.1 mo	88.3%
Immigration offenses	10,479	21.1 mo	17.4 mo	3,476	4.9 mo	5.0 mo	7,003	29.2 mo	26.1 mo	88.5%

Note: Methods for calculating average time served and percent of sentence served differ from those used in the 1993 and prior compendia. See *Chapter notes*, items 4-7, p. 111.

—Too few cases to obtain statistically reliable data.

...No case of this type occurred in the data.

^aSee *Chapter notes*, item 4, p. 111, and "Offense classifications" in *Methodology*, p. 113.

^bThis column excludes prisoners who left Federal prison by extraordinary means, such as death, sentence commutation, and treaty transfer. The total number of prisoners who left prison due to extraordinary means in fiscal year 2003 was 5,040. See table 7.11.

^cIncludes 548 prisoners whose offense was unclassifiable or not a violation of U.S. Code.

^dIn this table, "Murder" includes nonnegligent manslaughter; "Sexual abuse" includes only violent sex offenses; "Fraud" excludes tax fraud; "Larceny" excludes transportation of stolen property; "Other property offenses" excludes fraudulent property offenses, and includes destruction of property and trespassing; "Tax law violations" includes tax fraud; and "Obscene material" denotes the mail or transport thereof.

Table 7.13. Mean time served to first release, by length of sentence imposed, and offense, for prisoners released by standard methods during October 1, 2002 - September 30, 2003

Sentence imposed ^a	Number of months served for ^b —								
	All offenses	Violent offenses	Property offenses		Drug offenses	Public-order offenses		Weapon offenses	Immigration offenses
			Fraudulent	Other		Regulatory	Other		
All releases	32.9 mo	63.5 mo	15.9 mo	18.6 mo	44.3 mo	20.6 mo	26.8 mo	42.7 mo	21.1 mo
1-12 mo ^c	5.2	5.5	5.0	4.8	6.7	5.6	3.8	6.4	4.9
13-24	14.0	14.7	13.8	14.1	13.8	14.3	13.8	14.5	14.0
25-36	24.5	26.1	24.1	24.5	24.6	24.1	24.3	25.1	24.4
37-48	35.9	36.4	35.0	35.0	35.3	34.6	35.1	35.9	37.1
49-60	46.8	46.6	46.1	47.4	46.2	47.3	46.5	46.6	48.3
61-72	56.5	57.9	54.7	55.8	56.2	55.7	54.7	55.7	59.1
73-84	67.6	68.2	66.4	—	67.0	65.9	68.1	68.0	68.7
85-96	77.0	77.5	75.4	76.2	76.8	—	76.2	78.3	75.9
97-108	86.7	87.5	85.8	—	86.1	—	86.1	87.9	86.8
109-120	96.9	99.3	96.8	—	95.6	—	96.1	99.7	—
121-144	109.4	114.1	—	—	109.0	—	107.9	108.0	—
145-180	137.1	139.2	—	—	136.7	—	134.9	136.4	...
181-240 ^d	161.9	163.6	—	—	163.5	—	—	159.6	...
241-300 ^d	154.5	—	—	—	155.8	...	—	—	...
Over 300 ^d	203.5	211.2	—	—	190.9	...	—	—	...

Note: Methods for calculating average time served and percent of sentence served differ from those used in the 1993 and prior compendia; see *Chapter notes*, items 4-7, p. 111. Of the 40,780 first releases by standard methods, 40,572 were new law and 208 were old law. —Too few cases to obtain statistically reliable data. ...No case of this type occurred within the data.

^aSentence for the single most serious offense.

^bSee *Chapter notes*, item 4, p. 111, and "Offense classifications" in *Methodology*, p. 113.

^cThe interval includes days up through the upper bound and days to upper bound of the previous interval.

^dAs of fiscal year 2003, new law inmates who were sentenced to more than 218 months of imprisonment and were released could only have been released by extraordinary means (such as commutation and death), because the Federal Sentencing Guidelines took effect as of November 1987. See table 7.11.

Table 7.14. Percent of sentence served to first release, by length of sentence imposed, and offense, for prisoners released by standard methods during October 1, 2002 - September 30, 2003

Sentence imposed ^a	Percent of sentence served for ^b —								
	All offenses	Violent offenses	Property offenses		Drug offenses	Public-order offenses		Weapon offenses	Immigration offenses
			Fraudulent	Other		Regulatory	Other		
All releases	90.6%	88.4%	92.8%	92.8%	88.9%	91.2%	91.2%	89.3%	92.2%
1-12 mo ^c	100	99.6	100.7	99.6	99.9	99.5	99.6	100.6	99.8
13-24	88.6	90.0	88.6	89.4	88.2	88.5	88.6	88.9	88.5
25-36	87.9	88.5	87.7	87.9	87.8	87.4	87.4	88.1	88.2
37-48	88.0	88.3	87.8	88.0	87.6	87.8	87.6	88.4	88.3
49-60	88.0	88.4	87.6	88.4	87.6	88.6	88.0	87.9	88.8
61-72	88.1	88.8	87.6	87.9	87.8	87.4	87.5	88.2	89.4
73-84	88.1	88.8	86.7	—	87.7	85.8	87.8	88.3	89.2
85-96	88.0	88.5	87.2	88.3	87.7	—	87.9	88.8	88.5
97-108	87.6	88.2	87.7	—	87.5	—	87.4	87.6	87.9
109-120	87.8	89.1	87.3	—	87.4	—	87.8	88.7	—
121-144	87.5	88.3	—	—	87.4	—	86.8	87.6	—
145-180	87.3	87.9	—	—	87.2	—	87.4	86.1	...
181-240 ^d	86.9	87.7	—	—	86.7	—	—	88.1	...
241-300 ^d	62.3	—	—	—	62.2	...	—	—	...
Over 300 ^d	53.1	54.4	—	—	52.3	...	—	—	...

Note: Methods for calculating average time served and percent of sentence served differ from those used in the 1993 and prior compendia; see *Chapter notes*, items 4-7, p. 111. Of the 40,780 first releases by standard methods, 40,572 were new law and 208 were old law. —Too few cases to obtain statistically reliable data. ...No case of this type occurred within the data.

^aSentence for the single most serious offense.

^bSee *Chapter notes*, item 4, p. 111, and "Offense classifications" in *Methodology*, p. 113.

^cThe interval includes days up through the upper bound and days to upper bound of the previous interval.

^dAs of fiscal year 2003, new law inmates who were sentenced to more than 218 months of imprisonment and were released could only have been released by extraordinary means (such as commutation and death), because the Federal Sentencing Guidelines took effect as of November 1987. See table 7.11.

Table 7.15. Characteristics of first releases from prison, by offense, all releases, October 1, 2002 - September 30, 2003

Offender characteristic	Number of prisoners released	Percent of released offenders convicted of ^a —								
		All offenses	Violent offenses	Property offenses		Drug offenses	Public-order offenses		Weapon offenses	Immigration offenses
				Fraudulent	Other		Regulatory	Other		
All releases^b	45,820	45,820	2,035	5,683	1,131	19,369	724	2,514	3,260	10,540
Male/female										
Male	40,537	88.6%	92.9%	77.3%	81.2%	86.3%	80.5%	88.7%	97.1%	96.6%
Female	5,234	11.4	7.1	22.7	18.8	13.7	19.5	11.3	2.9	3.4
Race										
White	33,020	72.1%	46.6%	64.9%	68.1%	68.0%	74.7%	73.0%	47.5%	96.1%
Black	11,412	24.9	36.2	31.7	24.5	30.2	21.0	21.4	49.6	3.3
Native American	615	1.3	15.4	0.4	4.0	0.6	1.0	1.1	1.3	0.1
Asian/Pacific Islander	724	1.6	1.8	3.0	3.5	1.1	3.3	4.5	1.6	0.5
Ethnicity										
Hispanic	20,411	44.6%	7.7%	17.4%	11.2%	43.6%	28.9%	16.1%	12.0%	90.9%
Non-Hispanic	25,360	55.4	92.3	82.6	88.8	56.4	71.1	83.9	88.0	9.1
Age										
Less than 19 years	229	0.5%	1.4%	0.1%	0.9%	0.6%	0.3%	0.1%	0.5%	0.4%
19-20 years	2,017	4.4	8.1	2.1	6.3	5.4	4.0	1.8	4.7	3.5
21-30 years	18,258	39.9	41.5	28.4	31.0	42.5	26.3	26.0	49.1	43.9
31-40 years	14,321	31.3	28.5	32.0	29.9	29.7	31.4	29.1	26.5	36.3
Over 40 years	10,946	23.9	20.5	37.4	31.9	21.8	38.0	42.9	19.2	15.8
Citizenship										
U.S. citizen	26,466	58.0%	95.5%	74.9%	93.2%	66.2%	74.8%	85.5%	91.7%	4.6%
Not U.S. citizen	19,142	42.0	4.5	25.1	6.8	33.8	25.2	14.5	8.3	95.4

Note: Totals include prisoners whose offense category could not be determined; see *Chapter notes*, items 4-7, p. 111. Percentages in this table are based on non-missing characteristics.

^aSee *Chapter notes*, item 4, p. 111, and "Offense classifications" in *Methodology*, p. 113.
^bOf the 45,820 total releases, 45,602 (or 99.5%) were new law releases.

Table 7.16. Mean time served to first release from Federal prison for prisoners released by standard methods, by offense and offender characteristics, October 1, 2002 - September 30, 2003

Offender characteristic	Number of prisoners released	Mean time served for ^a —								
		All offenses	Violent offenses	Property offenses		Drug offenses	Public-order offenses		Weapon offenses	Immigration offenses
				Fraudulent	Other		Regulatory	Other		
All releases^b	40,780	32.9 mo	63.5 mo	16.0 mo	18.6 mo	44.3 mo	20.6 mo	26.8 mo	42.7 mo	21.1 mo
Male/female										
Male	36,223	34.1 mo	65.4 mo	17.0 mo	20.6 mo	46.2 mo	22.0 mo	27.0 mo	43.2 mo	21.3 mo
Female	4,510	23.0	36.7	12.5	9.6	32.1	14.1	21.2	26.3	16.2
Race										
White	29,843	28.8 mo	61.7 mo	16.2 mo	19.0 mo	38.6 mo	20.6 mo	24.5 mo	39.4 mo	20.8 mo
Black	9,663	45.5	74.7	15.6	16.9	58.7	21.9	31.0	45.9	30.0
Native American	579	35.3	42.6	12.1	26.6	26.4	6.6	28.9	45.1	13.6
Asian/Pacific Islander	648	29.3	54.4	13.8	13.1	44.7	16.1	33.3	36.5	23.0
Ethnicity										
Hispanic	19,256	27.9 mo	60.7 mo	12.4 mo	15.9 mo	38.2 mo	18.3 mo	31.6 mo	37.7 mo	20.9 mo
Non-Hispanic	21,477	37.3	63.5	16.7	18.9	50.2	21.5	25.4	43.4	24.1
Age										
Less than 19 years	216	25.2 mo	51.7 mo	7.6 mo	24.6 mo	21.8 mo	27.6 mo	27.8 mo	57.3 mo	7.8 mo
19-20 years	1,841	28.4	51.0	12.5	20.4	32.6	25.1	20.5	40.7	11.6
21-30 years	16,198	33.2	62.6	13.7	19.4	43.5	19.4	31.3	41.9	19.8
31-40 years	12,771	33.8	70.4	15.6	18.8	46.4	20.9	26.0	45.5	23.6
Over 40 years	9,707	32.1	60.4	18.2	17.1	46.9	20.5	23.9	40.9	21.9
Citizenship										
U.S. citizen	21,847	37.4 mo	63.7 mo	17.1 mo	18.4 mo	46.5 mo	21.9 mo	25.3 mo	44.0 mo	14.3 mo
Not U.S. citizen	18,729	27.7	55.9	12.9	20.5	41.4	17.1	33.8	28.6	21.5

Note: Totals include prisoners whose offense category could not be determined, and exclude prisoners released by extraordinary methods such as commutation and death; see *Chapter notes*, items 4-7, p. 111.

^aSee *Chapter notes*, item 4, p. 111, and "Offense classifications" in *Methodology*, p. 113.
^bOf the 40,780 releases, 40,572 (or 99.5%) were new law releases.

Chapter notes

- 1) Offenders were classified according to their most serious offense at conviction. In cases involving multiple offenses, the AOUSC offense severity hierarchy was applied. The most serious offense was the one with the most severe penalty imposed. If equal prison terms were imposed, or there was no imprisonment, the offense with the highest severity code, as determined by the *U.S. Title and Code Criminal Offense Citations Manual*, was selected.

In these tables, a single person may be counted more than once if that person was committed into, or released from, the BOP more than one time during fiscal year 2003, or if that person appears in more than one column in a table, e.g., commitment and population.

Offense categories in these tables were based on combinations of offense designations used by the BOP. They are similar, but may not be directly comparable, to the categories used in other tables of this *Compendium*. Offenses for some prisoners admitted or released could not be classified; these offenders were included in the totals and are shown as "other prisoners" on the last line of tables.

In these tables, offenses were classified according to the offense associated with the longest single sentence actually imposed. Classifications in other tables may have been based on the longest potential sentence allowed by law.
- 2) Tables 7.1 and 7.2 were created using the probation, parole, and supervision data files of the Federal Probations Supervision Information System (FPSIS), which is maintained by the AOUSC. Yearend pending cases (that is, records with offenders who were under active supervision as of the end of the fiscal year, September 30, 2003) were selected.

Corporate defendants were excluded from table 7.1.
- 3) Tables 7.3-7.8 were created using the FPSIS data files as well. Only records with one or more terminations of active supervision during October 1, 2002, through September 30, 2003, were selected. Each termination was counted separately. Technical violations and terminations for new crimes are shown only if supervision terminated with incarceration or removal from active supervision for reasons of a violation.

Corporate defendants were excluded from tables 7.3-7.8.
- 4) Tables 7.9-7.16 were created from the Federal Bureau of Prisons (BOP) data files.

Tables 7.9 and 7.10 show sentenced prisoners in the custody of the BOP at the end of fiscal year 2003. Tables 7.11-7.16 include only prisoners committed by U.S. district courts or released by the BOP during fiscal year 2003.
- 5) Tables 7.9-7.16 distinguish between prisoners committed by U.S. district courts for violations of the U.S. Code and other prisoners. Prisoners released after commitment from U.S. district court are called "first releases." The other admissions and releases include offenders who returned to prison after their first release (such as probation, parole, or supervised release violators), offenders convicted in other courts (such as military courts), and persons admitted to prison as material witnesses or for purposes of treatment, examination, or transfer to another authority. Tables 7.9-7.16 exclude prisoners sentenced by a District of Columbia Superior Court judge for violations of the DC Criminal Code. Offenders who entered or left a prison temporarily — such as for transit to another location, for health care, or to serve a weekend sentence — were not counted as admitted or released. Persons who were detained for deportation by the Immigration and Naturalization Service and who were not criminal offenders were also not included in the tables.
- 6) Tables 7.11-7.16 include only prisoners committed by U.S. district courts and released by the BOP during fiscal year 2003. Prisoners committed by U.S. district court — but not for a violation of the U.S. Code, or whose offense could not be classified — were included in the total but are not shown separately. Table 7.9, however, shows these prisoners separately. Other prisoners — such as probation and parole violators and prisoners committed by other courts, such as military courts or District of Columbia Superior Court — were excluded from tables 7.11-7.16, as were other persons admitted to Federal prison but not committed from a U.S. district court.
- 7) In tables 7.11-7.16, time served was calculated for prisoner's arrival into jurisdiction of the BOP until first release from prison, plus any jail time served and credited. The calculation is the same as that currently used by the BOP. Prisoners serving consecutive sentences may have total imposed sentences exceeding the longest single sentence length. Accordingly, time actually served may exceed the longest single imposed sentence. The percent of sentenced served (in tables 7.12 and 7.14) is the average of each individual prisoner's percent of sentence served. Because other publications may include different groups of prisoners, calculate time served differently, or use a different offense classification, Table 7.11 distinguishes between standard and extraordinary methods of release from prison. "Standard" releases include the usual methods of exiting from prison, such as full-term sentence expirations, expirations with good time, mandatory releases, and releases to parole. Extraordinary releases are unusual exits from prison, such as death, commutation, and transfer to another facility.

data in tables in this *Compendium* may differ from estimates of time served in previous publications by the BOP or in publications based on other data sources.

Time served, as reported in tables 7.11-7.16 in this *Compendium*, may not be directly comparable to the calculation of time served in the 1993 and prior compendia. The methodology in this report uses additional information to identify prison commitment dates and account for jail credit. In previous reports, jail credits were overestimated in some cases. In addition, time served estimates reported in tables 7.12-7.14 and 7.16 include only prisoners released by standard methods (expirations, mandatory releases, and releases to parole). Prisoners released by extraordinary means (death, commutation, transfer, etc.) are excluded from the time served calculations in these tables.

8) Table 7.9 shows all persons admitted to, or released from, the jurisdiction of the BOP during fiscal year 2003, except those prisoners who were committed by a District of Columbia Superior Court judge. Prisoners counted in this column are the same as prisoners included in tables 7.11, 7.12, and 7.13. Table 7.9 shows in separate columns, as well as in the total, prisoners committed by a U.S. district court — but not for a violation of the U.S. code, or whose offense could not be classified. Other columns in table 7.9 include prisoners who were committed by other courts, returned to prison for violation of the conditions of supervision, or were received for examination, treatment, or transfer to another jurisdiction. Offenders who returned to prison for a violation of the conditions of supervision without a new court commitment, were classified according to the offense with the longest single sentence originally imposed at conviction.

At the end of fiscal year 2003, 152,459 Federal prisoners were

under the jurisdiction of the Bureau of Prisons in 103 facilities. The total population under the jurisdiction of the BOP included 146,212 inmates in the 180 BOP facilities such as penitentiaries, Federal correctional institutions, prison camps, and medical centers, 7,862 inmates in contract facilities such as halfway houses or were under home confinement, and 18,425 inmates in privately-managed secure facilities.

Federal Bureau of Prisons Population by type of facility and inmate

Inmates under the jurisdiction of the BOP	FY2003
Total	172,499
In BOP facilities	146,212
In contract facilities	26,287
All sentenced Federal prisoners ^a	152,459

Source: Data extract prepared for FJSRC by the BOP of all inmates under their jurisdiction; Federal Bureau of Prisons, "State of the Bureau, 2003"

^a Includes inmates sentenced for Federal offenses and committed to BOP or contract facilities

The Federal justice database

Source of data

The source of data for all tables in this *Compendium* is the Bureau of Justice Statistics (BJS) Federal justice database. The database is presently constructed from source files provided by the U.S. Marshals Service, the Drug Enforcement Administration, the Executive Office for U.S. Attorneys, the Administrative Office of the U.S. Courts, the United States Sentencing Commission, and the U.S. Bureau of Prisons. The Administrative Office of the U.S. Courts, in addition to providing data describing defendants in cases processed by the Federal judiciary, provides data describing defendants processed by the Federal pre-trial services agencies and the Federal probation and supervision service. Federal law prohibits the use of these files for any purposes other than research or statistics. A description of the source agency data files is provided in the table at the end of this section.

Reporting period

Wherever possible, matters or cases have been selected according to the event which occurred during fiscal year 2003 (October 1, 2002, through September 30, 2003). Files which are organized by their source agencies according to fiscal year nonetheless include some pertinent records in later years' files. For example, tabulations of suspects in matters concluded during fiscal year 2003 in this *Compendium* have been assembled from source files containing records of 2003 matters concluded which were entered into the data system during fiscal years 2003 or 2004.

Availability of data items

The availability of particular items of information is affected by the data source. For example, data on prosecutors' decisions prior to court filing are provided for cases investigated by U.S. attorneys but not for those handled by other litigating divisions of the U.S. Department of Justice. Criminal Division cases enter the data base

once they are filed in U.S. district court, however.

Table construction and interpretation

The tables presented report events that occurred during the Federal fiscal year — October 1, 2002 - September 30, 2003. Generally the tables include both individual and organizational defendants. Organizational defendants are not included in tables describing defendants sentenced to incarceration, and offenders under post-conviction supervision. Juvenile offenders are included in the reported statistics.

Unit of analysis

The unit of analysis in chapters 1 through 6 is a combination of a person (or corporation) and a matter or case. For example, if a single person is involved in three different criminal cases during the time period specified in the table, he or she is counted three times in the tabulation. Similarly, if a single criminal case involves a corporate defendant and four individual defendants, it counts five times in the tabulation. In chapter 7 the unit of analysis for incarceration, probation, parole, or other supervised release is a person entering custody or supervision, a person leaving custody or supervision, or a person in custody or supervision at year-end. For example, a person convicted in two concurrent cases and committed once to the custody of the Federal Bureau of Prisons in the indicated time period is counted as one admission to a term of incarceration. A person who terminates probation twice in the indicated time period, such as with a violation and again after reinstatement, is counted as two terminations of probation.

Interpretation

The tables in the *Compendium* are constructed to permit the user to make valid comparisons of numbers within each table and to compare percentage rates across tables. The total numbers of subjects in *Compendium* tables that are based on records linked between two files (e.g., the

demographic tables in chapters 4 and 5) are generally less than the total number of records in either source file. Accordingly, comparisons of absolute numbers across two or more tables in this volume and other data sources are not necessarily valid.

Offense classifications

Procedure

The offense classification procedure used in this *Compendium* is based on the classification system followed by the Administrative Office of the U.S. Courts. Specific offenses are combined to form the BJS categories shown in the *Compendium* tables.*

Offense categories for Federal arrestees in chapter 1 are based on the FBI's National Crime Information Center (NCIC) offense classifications, which are converted into U.S. Marshals' four-digit offense codes, which, in turn are aggregated into the offense categories shown in the tables. These categories are similar, but may not be directly comparable to the BJS offense categories used in other chapters of this *Compendium*. For data from the Executive Office for U.S. Attorneys, which include United States Code citations but do not include the Administrative Office offense classifications, United States Code titles and sections are translated into the Administrative Office classification system and then aggregated into the offense categories used in the tables. Offense categories for prisoners in chapter 7 are based on combinations of offense designations used by the Bureau of Prisons. They are similar to the categories in other chapters and other tables in chapter 7, but may not be directly comparable.

Felony/misdemeanor distinctions

Felony and misdemeanor distinctions are provided where possible. Felony

*These categories correspond to the Bureau of Justice Statistics crime definitions and, to the extent possible, are organized and presented consistent with BJS publications on State criminal justice systems.

offenses are those with a maximum penalty of more than 1 year in prison. Misdemeanor offenses are those with a maximum penalty of 1 year or less. Felonies and misdemeanors are further classified using the maximum term of imprisonment authorized. Section 3559, U.S. Code, Title 18 classifies offenses according to the following schedule:

Felonies

Class A felony — life imprisonment, or if the maximum penalty is death.

Class B felony — 25 years or more.

Class C felony — less than 25 years but more than 10 years.

Class D felony — less than 10 years but more than 5 years.

Class E felony — less than 5 years but more than 1 year.

Misdemeanors

Class A misdemeanor — 1 year or less but more than 1 month.

Class B misdemeanor — 6 months or less but more than 30 days.

Class C misdemeanor — 30 days or less but more than 5 days.

Infraction — 5 days or less, or if no imprisonment is authorized.

In this *Compendium*, felony and misdemeanor distinctions are provided where the data permit these distinctions. Chapters 1 and 2 do not use this distinction because many suspects cannot be so classified at the arrest and investigation stages in the criminal justice process. Chapter 3 no longer reports this distinction because the Pretrial Services Agency no longer gathers this information. Chapters 4 and 5 distinguish between felony and misdemeanor offenses, as do tables 7.1, 7.3, 7.5, and 7.7. Tables 7.9, and 7.11--7.14 follow the convention of other BJS publications by separately tabulating offenders whose actual imposed sentences are less than or equal to 1 year and those whose actual sentences are greater than 1 year.

Most serious offense selection

Where more than one offense is charged or adjudicated, the most serious offense (the one that may or did result in the most severe sentence) is used to classify offenses. The offense description may change as the criminal justice process proceeds. Tables indicate whether investigated, charged or adjudicated offenses are used. In chapter 2 the most serious offense is based on the criminal lead charge as determined by the assistant U.S. attorney responsible for the criminal proceeding. In chapter 3 the major charged offense is based upon the Administrative Office's offense severity classification system, as determined by the pretrial officer responsible for the case. To select this offense, the officer ranks offenses according to severity based on maximum imprisonment, type of crime, and maximum fines. In chapter 4 the most serious offense charged is the one that has the most severe potential sentence. For chapter 5 conviction offenses are based on statutory maximum penalties. In chapter 6 offenses are classified by the offense of conviction. In tables 7.1--7.8, the most serious offense of conviction is either the one having the longest sentence imposed or, if equal sentences were imposed or there was no imprisonment, it was the offense carrying the highest severity code as determined by the Administrative Office's offense severity code ranking. In tables 7.9--7.16, prisoners are classified according to the offense which bears the longest single incarceration sentence.

Offense categories

For offense categories in all text tables, the following conditions apply:

"Murder" includes nonnegligent manslaughter.

"Sexual abuse" includes only violent sex offenses.

"Fraud" excludes tax fraud.

"Larceny" excludes transportation of stolen property.

"Other property felonies" excludes fraudulent property offenses, and includes destruction of property and trespass.

"Tax law violations" includes tax fraud.

"Obscene material" denotes the mail or transport thereof.

"Wildlife" includes offenses previously included in the "Migratory birds" category

"Environmental" includes some offenses previously included in the "Agriculture" and "Other Regulatory" categories

"All other offenses" includes felonies with unknown or unclassifiable offense type.

"Misdemeanors" includes misdemeanors, petty offenses, and unknown offense levels.

"Drug possession" also includes other drug misdemeanors.

Source agencies for *Compendium* data tables

Data source agency — data files	Description of data files contents	<i>Compendium</i> tables
United States Marshals Service (USMS) — Prisoner Tracking System (PTS) --- Warrant Information Network	Contains data on suspects arrested for violations of Federal law, by Federal enforcement agencies and data about warrants initiated or cleared. The data include information on characteristics of Federal arrestees.	Arrest: 1.1, 1.2, 1.3 Warrant: 1.6, 1.7, 1.8, 1.9
Drug Enforcement Administration (DEA) — Defendant Statistical System	Contains data on suspects arrested by DEA agents, both within and outside the continental U.S. The data include information on characteristics of arrestees, type of drug for which arrested, as well as the type and number of weapons at time of arrest.	Arrest: 1.4, 1.5
Executive Office for U.S. Attorneys (EOUSA) — Central System and Central Charge Files	Contains information on the investigation and prosecution of suspects in criminal matters received and concluded, criminal cases filed and terminated, and criminal appeals filed and handled by U.S. attorneys. The central system files contain defendant-level records about the processing of matters and cases; the central charge files contain the records of the charges filed and disposed in criminal cases. Data are available on matters and cases filed, pending, and terminated.	Prosecution: 2.1, 2.2, 2.3, 2.4, 2.5, 2.6
AOUSC: Pretrial Services Agency (PSA) — Pretrial Services Act Information System	Contains data on defendants interviewed, investigated, or supervised by pretrial services. The information covers defendants' pretrial hearings, detentions, and releases from the time they are interviewed through the disposition of their cases in district court. The data describe pretrial defendants processed by Federal pretrial service agencies within each district. Defendants who received pretrial services through a local, non-Federal agency, such as the District of Columbia, are not included.	Pretrial release: 3.1, 3.2, 3.3, 3.4, 3.5, 3.6, 3.7, 3.8, 3.9, 3.10 Adjudication: 4.5 (defendant characteristics) Sentencing: 5.4, 5.5, 5.6 (defendant characteristics)
Administrative Office of the U.S. Courts (AOUSC) — Criminal Termination Files	Contains information about the criminal proceedings against defendants whose cases were filed in U.S. district courts. Includes information on felony defendants, Class A misdemeanants — whether handled by U.S. district court judges or U.S. magistrates — and other misdemeanants provided they were handled by U.S. district court judges. The information in the data files cover criminal proceedings from case filing through disposition and sentencing. Data are available on criminal defendants in cases filed, pending, and terminated.	Adjudication: 4.1, 4.2, 4.3, 4.4, 4.5 Sentencing: 5.1, 5.2, 5.3, 5.4, 5.5, 5.6
United States Sentencing Commission (USSC) — Monitoring Data Base	Contains information on criminal defendants sentenced pursuant to the provisions of the Sentencing Reform Act of 1984. It is estimated that more than 90% of felony defendants in the Federal criminal justice system are sentenced pursuant to the SRA of 1984. Data files are limited to those defendants whose records have been obtained by the U.S. Sentencing Commission.	Adjudication: 4.5 (defendant characteristics) Sentencing: 5.4, 5.5, 5.6 (defendant characteristics)
AOUSC: Court of Appeals	Contains information on criminal appeals filed and terminated in U.S. Courts of Appeals. Records of appeals filed, pending, or terminated include information on the nature of the criminal appeal, the underlying offense, and the disposition of the appeal.	Appeals: 6.1, 6.2, 6.3, 6.4, 6.5
AOUSC — Federal Probation and Supervision Information System (FPSIS)	Contains information about supervisions provided by probation officers for persons placed on probation or supervised release from prison. The files contain records of individuals entering, or currently on supervision, as well as records of offenders terminating supervision.	Corrections: 7.1, 7.2, 7.3, 7.4, 7.5, 7.6, 7.7, 7.8
Bureau of Prisons (BOP): Extract from BOP's online Sentry System	The data extracts contain information on all offenders released from prison over a specific period of time plus information about the offenders in prison when the data extracts are made. The information covers the time that offenders enter prison until their release from the jurisdiction of the Bureau of Prisons. Tables 7.9-7.16 exclude prisoners sentenced by a District of Columbia Superior Court judge for violations of the DC Criminal Code.	Corrections: 7.9, 7.10, 7.11, 7.12, 7.13, 7.14, 7.15, 7.16

Glossary

Acquittal — legal judgment that a criminal defendant has not been proven guilty beyond a reasonable doubt of the charges against him.

Administrative case closure — The termination of a community supervision case due to administrative reasons such as: long-term hospitalization, death, deportation, incarceration in an unrelated case, or at the administrative discretion of the Chief Probation Officer.

Affirmed — in the appellate courts, the decree or order is declared valid and will stand as rendered in the lower court.

Agriculture violations — violations of the Federal statutes on agriculture and conservation: for example, violations of the Agricultural Acts, Insecticide Act, and the Packers and Stockyards Act, 1921; also violations of laws concerning plant quarantine and the handling of animals pertaining to research (7 U.S.C., except sections on food stamps (fraud); also 16 U.S.C. sections relating generally to violations in operating public parks, such as trespassing for hunting, shooting, and fishing).

Antitrust violations — offenses relating to Federal antitrust statutes, which aim to protect trade and commerce from unlawful restraints, price fixing, monopolies (*for example*, 15 U.S.C. §§ 1, 3, 8, 20, and 70(i)), and discrimination in pricing or in furnishing services or facilities (15 U.S.C. §§ 13(c) and 13(e)).

Appeal — a review by a higher court of a judgment or decision of a lower court.

Appeals, U.S. Court of — an intermediate Federal court, inferior to the U.S. Supreme Court, but higher than the U.S. district court. The function of the U.S. court of appeals is to review the final decisions of the district courts, if challenged. There are 13 courts of appeal in the Federal system representing the 12 judicial circuits and the Federal circuit (28 U.S.C. § 41).

Appellant — the party which takes an appeal from 1 court or jurisdiction to another; opposite of appellee.

Appellee — the party against whom the appeal is taken; opposite of appellant.

Arson — willfully or maliciously setting, or attempting to set, fire to any property within the special maritime and territorial jurisdiction of the United States as defined in 18 U.S.C. § 7 (18 U.S.C. § 81; and 49A U.S.C. §§ 1804 and 1809). (*See also*, "Explosives.")

Assault — intentionally inflicting or attempting or threatening to inflict bodily injury to another person. Applies to anyone within the special maritime and territorial jurisdiction of the United States as defined in 18 U.S.C. § 7, or to any Government official, foreign official, official guest, internationally protected person, or any officer or employee of the United States designated in 18 U.S.C. § 1114 (*for example*, 16 U.S.C. §§ 1857(e) and 1859; 18 U.S.C. §§ 111(a), 112(b), 113(c)(e), 114, 115(c), 351(d)(e), 372, 373, 1502, 1751(c), 1959, 2118(c), and 2231(a); 21 U.S.C. §§ 461(c), 675(b), and 1041(c); 26 U.S.C. §§ 7212(a)(b); 29 U.S.C. § 1141; 46 U.S.C. § 701; and 49A U.S.C. § 1472(k)); also certain violations of the Fair Housing Act of 1968 (42 U.S.C. §§ 3610 and 3631).

Bail — the sum of money promised as a condition of release, to be paid if a released defendant defaults (18 U.S.C. § 3142(c)).

Booking — a procedure following an arrest in which information about the arrest and the suspect is recorded.

Bribery — offering or promising anything of value with intent to unlawfully influence a public official in the discharge of official duties. Applies generally to bank employees, officers or employees of the U.S. Government, witnesses, or any common carrier. Includes soliciting or receiving anything of value in consideration of aiding a person to obtain employment in the U.S. Government. Also, receiving or soliciting any remuneration, directly or

indirectly, in cash or any kind in return for purchasing, ordering, leasing, or recommending to purchase any good, service, or facility (18 U.S.C. §§ 201(a), 203(a)(b), 204, 207(a)(c), 208, 210, 211, 213, 215, and 663; 21 U.S.C. § 622; 46 U.S.C. § 239(i); and 49 U.S.C. §§ 104, 917(b), and 11904(b)).

Burglary — breaking and entering into another's property with intent to steal within the special maritime and territorial jurisdiction of the United States, as defined in 18 U.S.C. § 7. Includes breaking and entering into any official bank, credit union, savings and loan institution, post office, vessel or steamboat assigned to the use of mail service, or personal property of the United States; or breaking the seal or lock of any carrier facility containing interstate or foreign shipments of freight or express (18 U.S.C. §§ 2111, 2113(a), and 2115-17).

Career offender — defendants are counted as career offenders if they are at least 18 years old at the time of the instant offense, if the instant offense of conviction is a felony — that is either a crime of violence or a drug crime; and if they have at least two prior felony convictions of either a crime of violence or a drug crime.

Case — in this *Compendium*, a judicial proceeding for the determination of a controversy between parties wherein rights are enforced or protected, or wrongs are prevented or redressed; any proceeding judicial in its nature.

Civil rights — violations of civil liberties such as the personal, natural rights guaranteed and protected by the Constitution. Includes the Civil Rights Acts, such as those enacted after the Civil War, and more recently in 1957 and 1964.

Collateral bond — an agreement made by a defendant as a condition of his or her pretrial release that requires the defendant to post property valued at the full bail amount as an assurance of his or her intention to appear at trial.

Communication — violations covering areas of communication such as the Communications Act of 1934 (including wire tapping and wire interception). A communication is ordinarily considered to be a deliberate interchange of thoughts or opinions between two or more persons.

Community confinement — a form of commitment either as a substitute for Federal imprisonment or as a condition of probation in a community treatment center, halfway house, restitution center, mental health facility, alcohol or drug rehabilitation center, or other community facility; and participation in gainful employment, employment search efforts, community service, vocational training, treatment, educational programs, or similar facility-approved programs during non-residential hours. Under the Federal sentencing guidelines, community confinement may be a substitute for imprisonment on a day-to-day basis for defendants with a guideline maximum of less than 16 months of imprisonment. (*See also*, U.S.S.G. § 5C1.1(e).)

Commutation of sentence — the act of reducing a Federal criminal sentence resulting from a conviction by the executive clemency of the President of the United States.

Complaint — a written statement of the essential facts constituting the offense charged, with an offer to prove the fact, so that a prosecution may be instituted. The complaint can be "taken out" by the victim, the police officer, the district attorney, or other interested party.

Concurrent sentence — a sentence imposed which is to be served at the same time as another sentence imposed earlier or during the same proceeding (18 U.S.C. § 3584). (*See also*, "Consecutive sentence.")

Conditional release — in this *Compendium*, at the pretrial stage, a conditional release is release from detention contingent on any combination of restrictions that are deemed necessary to guarantee the defendant's

appearance at trial or the safety of the community (*see* text in Chapter 2 of this *Compendium*.)

Consecutive sentence — a sentence imposed that will follow another sentence imposed earlier or during the same proceeding; opposite of concurrent sentence.

Conspiracy — an agreement by two or more persons to commit or to effect the commission of an unlawful act or to use unlawful means to accomplish an act that is not in itself unlawful; also any overt act in furtherance of the agreement. A person charged with conspiracy is classified under the substantive offense alleged.

Continuing criminal enterprise — a felony committed as part of a continuing series of violations, which is undertaken by a person in concert with five or more other persons with respect to whom such person occupies a position of organizer, a supervisory position, or any other position of management, and from which such person obtains substantial income or resources (21 U.S.C. § 848(c)).

Conviction — the result of a criminal trial which ends in a judgment that the defendant is guilty. The final judgment on a verdict or finding of guilty, a plea of guilty, or a plea of nolo contendere, but does not include a final judgment which has been expunged by pardon, reversed, set aside, or otherwise rendered invalid.

Corporate defendant — the defendant in a case is an entity, a collection of persons, business or corporation, not an individual person.

Corporate surety — in this *Compendium*, a surety; one who has entered into a bond to give surety for another; for example, bail bondsman. As a condition of his or her release, the defendant enters into an agreement that requires a third party such as a bail bondsman to promise to pay the full bail amount in the event that the defendant fails to appear. (*See also*, "Surety bond.")

Counterfeiting — falsely making, forging, or altering obligations with a view to deceive or defraud, by passing the copy or thing forged for that which is original or genuine. Applies to obligation or security of the United States, foreign obligation or security, coin or bar stamped at any mint in the United States, money order issued by the Postal Service, domestic or foreign stamp, or seal of any department or agency of the United States. Includes passing, selling, attempting to pass or sell, or bringing into the United States any of the above falsely made articles. Also, making, selling, or possessing any plates or stones (or any other thing or instrument) used for printing counterfeit obligations or securities of the United States, foreign obligations or securities, Government transportation requests, or postal stamp; or knowingly and intentionally trafficking in falsified labels affixed to phono records, motion pictures, or audio visual works (*for example*, 18 U.S.C. §§ 471, 473, 477, 479, 481, 485, 487, 501, 507, 509, 513(b), 2318, and 2320).

Courts — *See* "Appeals, U.S. Court of" and "District court, U.S." Pursuant to Article III of the Constitution, judicial power is vested in the following Federal Courts: The U.S. Supreme Court, the U.S. Court of Appeals for the District of Columbia, and the U.S. district court for the District of Columbia.

Criminal career — the longitudinal sequence of crimes committed by an individual offender.

Criminal history category — under the Federal sentencing guidelines, a quantification of the defendant's prior criminal record and the defendant's propensity to recidivate. Guideline criminal history categories range from Category I (primarily first-time offenders) to Category VI (career criminals).

Custom laws — violations regarding taxes which are payable upon goods and merchandise imported or exported. Includes the duties, toll, tribute, or tariff payable upon merchandise exported or imported.

Deadly or dangerous weapon — an instrument capable of inflicting death or serious bodily injury.

Declination — the decision by a prosecutor not to file a case in a matter received for investigation. In this *Compendium*, immediate declinations (i.e., where less than 1 hour of time is spent on a case) are excluded.

Defendant — the party against whom relief or recovery is sought in an action or suit, or the accused in a criminal case.

Departure — under the Federal sentencing guidelines, the term used to describe a sentence imposed outside the applicable guideline sentencing range. A court may depart when it finds an aggravating or mitigating circumstance of a kind, or to a degree, not adequately taken into consideration by the Sentencing Commission in formulating the guidelines that should result in a sentence different from that described (18 U.S.C. § 3553(b); U.S.S.G. § 5K2.0). (*See also*, "Substantial assistance.")

Deportation or Treaty Transfer — the act of expelling a foreigner from a country, usually to the country of origin due to the commission of a crime or prior criminal record

Deposit bond — an agreement made by a defendant as a condition of his or her release that requires the defendant to post a fraction of the bail before he or she is released.

Detainer — a notification sent by a prosecutor, judge, or other official (e.g., law enforcement officer) advising a prison official that a prisoner is wanted to answer criminal charges and requesting continued detention of the prisoner or notification of the prisoner's impending release.

Detention — the legally authorized confinement of persons after arrest, whether before or during prosecution. Only those persons held 2 or more days are classified as detained in this *Compendium*.

Dismissal — termination of a case before trial or other final judgment

(including nolle prosequi and deferred prosecution).

Disposition — the decision made on a case brought before a criminal court.

Distribution — delivery (other than by administering or dispensing) of a controlled substance (21 U.S.C. § 802(6)). The term "controlled substance" means any drug or other substance, or immediate precursor, included in schedule I, II, III, IV, or V of part B of subchapter I of Chapter 13 (title 21). The term does not include distilled spirits, wine, malt beverages, or tobacco, as those terms are defined or used in subtitle E of the Internal Revenue Code of 1986.

District court, U.S. — trial courts with general Federal jurisdiction over cases involving Federal laws or offenses and actions between citizens of different States.

District of Columbia — the jurisdiction of the U.S. district court for the District of Columbia. This *Compendium* includes Federal offenses prosecuted in U.S. district courts, and except for tables based on data from the Bureau of Prisons, excludes violations of the District of Columbia Code and cases prosecuted in the District of Columbia Superior Court.

Drug offenses — offenses under a Federal or State laws prohibiting the manufacture, import, export, distribution, or dispensing of a controlled substance (or counterfeit substance), or the possession of a controlled substance (or a counterfeit substance) with intent to manufacture, import, export, distribute, or dispense. Also using any communication facilities which causes or facilitates a felony under title 21, or furnishing of fraudulent or false information concerning prescriptions as well as any other unspecified drug-related offense. (*See also*, "Distribution," "Possession," and "Trafficking.")

Dual and Successive Prosecution Policy ("Petite Policy") — Prosecutorial guidelines used to determine whether to bring a federal prosecution

based on substantially the same act(s) or transactions involved in a prior state or Federal proceeding. *See Rinaldi v. United States*, 434 U.S. 22, 27, (1977); *Petite v. United States*, 361 U.S. 529 (1960).

Embezzlement — the fraudulent appropriation of property by a person to whom such property has been lawfully entrusted. Includes offenses committed by bank officers or employees; officers or employees of the Postal Service; officers of lending, credit, or insurance institutions; any officer or employee of a corporation or association engaged in commerce as a common carrier; court officers of the U.S. courts; or officers or employees of the United States. Also, stealing from employment and training funds, programs receiving Federal funds, and Indian tribal organizations; or selling, conveying, or disposing of any money, property, records, or thing of value to the United States or any department thereof without authority (*for example*, 15 U.S.C. § 645(c); 18 U.S.C. §§ 153, 334, 642-57, 665(a)(b), 666(b), 1163, 1709, 1711, 1956, and 1957; 25 U.S.C. § 450(d); 29 U.S.C. § 502(b); and 42 U.S.C. §§ 1760, 2971, and 3220(b)).

Environmental offenses — violations of Federal law enacted to protect the environment, such as the Clean Air Act (42 U.S.C. §§ 7401-7491), and the Clean Water Act (33 U.S.C. §§ 1251-1376). Environmental protection laws protect the safety and well-being of communities from excessive and unnecessary emission of environmental pollutants.

Escape — departing or attempting to depart from the custody of a correctional institution; a judicial, correctional, or law enforcement officer; or a hospital where one is committed for drug abuse and drug dependency problems. Knowingly advising, aiding, assisting, or procuring the escape or attempted escape of any person from a correctional facility, an officer, or the above-mentioned hospital as well as concealing an escapee. Providing or attempting to provide to an inmate in prison a prohibited object; or making,

possessing, obtaining, or attempting to make or obtain a prohibited object (as defined in 18 U.S.C. § 1791 (d)(1)(A)). Instigating, assisting, attempting to cause, or causing any mutiny or riot at any Federal penal, detention, or correctional facility, or conveying into any of these institutions any dangerous instrumentalities (*for example*, 18 U.S.C. §§ 751(a)(b), 752(a), 753, 755-56, 1071, 1073, 1791(a)(c), (d)(1)(A), 1792, 3146(a)(b)(d), 3147 and 3615; 28 U.S.C. § 1826; 42 U.S.C. §§ 261 and 3425; and 50 U.S.C § 823).

Exclusion — the rule that evidence secured by illegal means and in bad faith cannot be introduced in a criminal trial.

Expiration of sentence — the completion of an offender's prison sentence by standard means (see Releases from prison).

Explosives — violations of Federal law involving importation, manufacture, distribution, and storage of explosive material. Includes unlawful receipt, possession or transportation of explosives without a license (18 U.S.C. § 842(a)), where prohibited by law (18 U.S.C. § 842(c), or using explosives during commission of a felony (18 U.S.C. § 844(h)). Also includes violations relating to dealing in stolen explosives (18 U.S.C. § 842(h)), using mail or other form of communication to threaten an individual with explosives (18 U.S.C. § 844(e), and possessing explosive materials at an airport (18 U.S.C. § 844(g), and 49A U.S.C. §§ 1804 and 1809). (*See also*, "Arson" and 18 U.S.C. §§ 842(e)(g)(i)(k); and § 844(b).)

Failure to appear — willful absence from any court appointment.

Felony — a criminal offense punishable by death or imprisonment for a term exceeding 1 year. According to 18 U.S.C. § 3559, felonies are classified into 5 grades based on maximum terms of imprisonment: Class A felony, if the maximum term is life imprisonment, or if the maximum penalty is death; Class B, if 25 years or

more; Class C, if less than 25 years, but 10 years or more; Class D, if less than 10 years, but five or more years; and Class E, if less than 5 years, but more than 1.

Filing — the initiation of a criminal case in U.S. district court by formal submission to the court of a charging document alleging that one or more named persons have committed one or more specified offenses. In this *Compendium*, each defendant in a case is counted separately, and only the most serious alleged offense is considered.

Financial conditions — monetary conditions upon which release of a defendant before trial is contingent. Includes deposit bond, surety bond, and collateral bond. (*See also*, "Specific definitions.")

Fine — a monetary penalty imposed as punishment for an offense.

First release — in this *Compendium*, prisoners who are released from the Bureau of Prisons for the first time after their commitment by a U.S. district court (that is, excludes offenders who are returned to prison after their first release to supervision).

Food and drug violations — violations of the Federal Food, Drug, and Cosmetic Act such as regulations for clean and sanitary movement of animals (21 U.S.C. § 134(b)), adulteration or misbranding of any food or drug (21 U.S.C. § 331(a)), failure to transmit information about prescription drugs (21 U.S.C. § 331(o)), and intent to defraud and distribute adulterated material (21 U.S.C. § 676). (*See also*, 18 U.S.C. § 1365(b); 21 U.S.C. §§ 17, 22, 63, 115, 122, 126, 134(d), 142, 144, 151, 153, 155, 158, 201, 205, 209, 210, 212, 331(b)-(g), 331(i)-(n)(p)(t), 333(a), 458(a), 459, 460(a)-(d), 461(a), 463, 466, 610(a)(c), 611(a), 620, 642, 1037, 1041(a), and 1175.)

Forgery — falsely making or materially altering a document with the intent to defraud. Includes such falsification with intent to pass off as genuine any of the following: U.S. Postal Service

money order; postmarking stamp or impression; obligation or security of the United States; foreign obligation, security, or bank note; contractors' bond, bid, or public record; deed; power of attorney; letters patent; seal of a court or any department or agency of the U.S. Government; the signature of a judge or court officer; ships' papers; documents on entry of vessels; customs matters; coin or bar; and so forth. Also includes making, possessing, selling, or printing plates or stones for counterfeiting obligations or securities, and detaching, altering, or defacing any official, device, mark or certificate (*for example*, 18 U.S.C. §§ 483, 493, 495, 497, 503, 505, 510(a)(b), and 511; 19 U.S.C. § 1436; and 21 U.S.C. §§ 458(b)(c)).

Fraud — unlawfully depriving a person of his or her property or legal rights through intentional misrepresentation of fact or deceit other than forgery or counterfeiting. Includes violations of statutes pertaining to lending and credit institutions, the Postal Service, interstate wire, radio, television, computer, credit card, veterans benefits, allotments, bankruptcy, marketing agreements, commodity credit, the Securities and Exchange Commission, railroad retirement, unemployment, Social Security, food stamp, false personation, citizenship, passports, conspiracy, and claims and statements, excluding tax fraud. The category excludes fraud involving tax violations that are shown in a separate category under "Public-order, other offenses." (*See also*, specific offenses in this glossary for citations.)

Fraudulent property offenses — *see* "Property offenses, fraudulent."

Fugitive — a person convicted or accused of a crime who hides from law enforcement or flees across jurisdictional lines to avoid arrest or punishment.

Fugitive investigation — a fugitive investigation is initiated upon receipt of a warrant typically involving persons violating conditions of probation, parole, or bond release, as well as escaped prisoners. The U.S. Marshals

Service has administrative responsibility for all Federal fugitive investigations.

Gambling — the Federal offense of transporting, manufacturing, selling, possessing, or using any gambling device in the District of Columbia or any possession of the United States or within Indian country or the special maritime and territorial jurisdiction of the United States as defined in 18 U.S.C. § 7. Includes transporting gambling devices in the jurisdiction of the United States (except under authority of the Federal Trade Commission or any State that has a law providing for their exemption from these provisions), transmitting wagering information in interstate or foreign commerce, interstate transporting of wagering paraphernalia, importing or transporting lottery tickets, or mailing lottery tickets or related matter (*for example*, 15 U.S.C. §§ 1173 and 1175; and 18 U.S.C. §§ 1082(a), 1084, 1302, 1956, and 1962).

Good-time — time credited toward early release to an offender for good behavior in imprisonment. Under the 1984 Sentencing Reform Act, two classes of prisoners are ineligible to receive good-time credits: (1) misdemeanants serving a term of imprisonment of 1 year or less; and (2) felons serving life sentences. All other Federal prisoners receive a flat allocation of 54 days per year of sentence served; credit for a partial year remaining at the end of the sentence is prorated. The annual allotment does not change according to the length of time a Federal inmate already has spent in prison (18 U.S.C. § 3624(b)).

Guideline sentencing range — under the Federal sentencing guidelines, the range of imprisonment corresponding to the applicable guideline offense level and criminal history category. The guideline offense level incorporates any minimum terms of imprisonment required by statute as well as the statutory maximum term of imprisonment, where applicable.

Guilty plea — a plea in response to formal charges admitting that the

defendant committed offenses as charged. In this *Compendium*, this category also includes pleas of *nolo contendere*.

Hispanic — ethnic category based on classification by reporting agency. Hispanic persons may be of any race.

Home detention — a form of confinement and supervision either as a substitute for imprisonment or as a condition of probation that restricts the defendant to his place of residence continuously (except for authorized absences) and enforced by appropriate means of surveillance by the probation office. Under the Federal sentencing guidelines, home detention may be a substitute for imprisonment on a day to day basis for defendants with a guideline maximum sentence of less than 16 months imprisonment. (*See also*, U.S.S.G. § 5C1.1.)

Homicide — see "Murder."

Immigration offenses — offenses involving illegal entrance into the United States, illegally reentering after being deported, willfully failing to deport when so ordered, willfully remaining beyond days allowed on conditional permit, or falsely representing oneself to be a citizen of the United States. Includes violations relating to provisions for special agricultural workers and to those relating to limitations on immigrant status (such as employment). Also includes bringing in or harboring any aliens not duly admitted by an immigration officer (*for example*, 8 U.S.C. §§ 1160, 1252(d), 1255, 1282(a), 1286, 1324-25, and 1326(a)).

Incarceration — any sentence of confinement, including prison, jail, and other residential placements.

Indeterminate sentence — a prison sentence whose maximum or minimum term is not specifically established at the time of sentencing (18 U.S.C. §§ 4205(b)(1)(2)).

Indictment — the formal charging of the defendant with a particular crime by a grand jury. In the Federal system, a defendant may waive

indictment and be proceeded against through an information. (*See also*, Fed. R. Crim. P. 7(b).)

Information — the formal accusation charging the defendant with a particular crime but brought by the U.S. attorney rather than by the grand jury.

Infraction — an offense for which the maximum term of imprisonment is 5 days or less, or where no imprisonment is authorized, according to 18 U.S.C. § 3559.

Initial appearance/hearing — the first appearance of a criminal defendant before a judge or a magistrate.

Instant offense — the offense of conviction, and all relevant conduct under U.S.S.G. § 1B1.3.

Intermittent confinement — a form of commitment, in a prison or jail, either as a substitute for imprisonment or as a condition of probation. Under the Federal sentencing guidelines, intermittent confinement may be a substitute for imprisonment (each 24 hours of intermittent confinement is credited as 1 day of incarceration) for defendants with a guideline maximum of less than 16 months imprisonment. (*See also*, U.S.S.G. § 5C1.1.)

Jail credit — the number of days deducted from an offender's sentence for time spent in custody prior to being sentenced to prison.

Jurisdictional offenses — acts that are Federal crimes because of the place in which they occur (such as on an aircraft, on Federal land or property) and for certain crimes on Indian reservations or at sea, but which cannot be classified in a more specific substantive category.

Juvenile — a person who has not attained the age of 18 years; or for the purposes of a juvenile delinquency hearing, a person who has not attained the age of 21 years (18 U.S.C. § 5031).

Juvenile delinquency — a violation of Federal law committed by a person prior to the age of 18 years which

would have been a crime if committed by an adult (18 U.S.C. § 5031).

Kidnaping — unlawfully seizing any person as defined in 18 U.S.C. § 1201 for ransom or reward, except in the case of a minor by a parent. Includes receiving, possessing, or disposing of any money or other property that has been delivered as ransom or reward in connection with a kidnaping as well as conspiring to kidnap. Also, includes kidnaping or attempting to kidnap any Government official, the President of the United States, the President-elect, the Vice President, any foreign official, any official guest, or any internationally protected person. (See also, 18 U.S.C. § 351(b); and hostage taking as defined in 18 U.S.C. § 1203.)

Labor law violations — violations of, for example, the Fair Labor Standards Act of 1938 and the Taft-Hartley Act, which govern a broad spectrum of activities relating to labor-management relations (for example, 29 U.S.C. §§ 186(a), 461(a), 463, 1021(b), 1022, 1023(b)(d), 1024(a)(c), 1027, 1111(a)(b), 1112(c), 1811, 1816, 1821 and 1851).

Larceny — the act of taking and carrying away any personal property of another with intent to steal or convert it to one's own use or gain. Includes stealing, possessing or illegally selling or disposing of anything of value to the United States or any of its departments or agencies; or stealing from a bank, the Postal Service, or any interstate or foreign shipments by carrier. Also encompasses receiving or possessing stolen property or pirate property; and stealing or obtaining by fraud any funds, assets, or that belong to, or are entrusted to, the custody of an Indian tribal organization (for example, 18 U.S.C. §§ 641, 659, 661-62, 667, 1168(a), 1704, 1707, and 2113(b)). (This offense category excludes the transportation of stolen property.)

Liquor violations — violations of Internal Revenue Service laws on liquor, as well as violations of liquor laws not cited under these laws, such as dispensing or unlawfully

possessing intoxicants in Indian country; transporting intoxicating liquors into any State, territory, district, or possession where sale is prohibited; shipping packages containing unmarked and unlabeled intoxicants; shipping liquor by C.O.D.; knowingly delivering a liquor shipment to someone other than to whom it has been consigned; and violating in any way the Federal Alcohol Administration Act (for example, 18 U.S.C. §§ 1154, 1156, 1263 and 1265; 26 U.S.C. §§ 5113, 5171(c), 5179, 5214, 5222, 5291, 5301(b), 5601, 5603(a), 5604, 5606, 5608(a), 5661(a), 5662, 5672, 5681(a)(c), 5683, 5685(b) and 5687; and 27 U.S.C. §§ 203, 205(f), 206(b) and 208(a)).

Magistrates (U.S.) (Federal) — judicial officers appointed by judges of Federal district courts having many but not all of the powers of a judge. Magistrates are designated to hear a wide variety of motions and other pre-trial matters in both criminal and civil cases. With consent of the parties, they may conduct civil or misdemeanor criminal trials. Magistrates, however, may not preside over felony trials or over jury selection in felony cases.

Mailing or transportation of obscene materials — a violation of Federal law relating to knowingly using the mail for mailing obscene or crime-inciting matter, as defined in 18 U.S.C. § 1461 and 39 U.S.C. § 3001(e). Also includes transporting for sale or distribution, importing, or transporting any obscene matter in interstate or foreign commerce. (See also, 18 U.S.C. §§ 1462-63.)

Major offense (while on conditional release) — allegation, arrest, or conviction of a crime for which the minimum sentence is incarceration for over 90 days or greater than 1 year on probation. (See also, *FACTS Statistical Reporting Guide*, Version 1.0, Administrative Office of the U.S. Courts.)

Mandatory sentences — a sentence that includes a minimum term of imprisonment that the sentencing court

is statutorily required to impose barring the government's motion of substantial assistance. See, for example, 18 U.S.C. §§ 841 and 960, which provide for mandatory sentences ranging from 5 years imprisonment to life imprisonment depending on the quantity of drugs involved.

Mandatory sentencing enhancement — a form of mandatory sentence in which the minimum term of imprisonment is to be imposed consecutive to any other term of imprisonment imposed. See, for example, 18 U.S.C. § 924(c), which provides for a 5-year to lifetime enhancement for the use of a firearm during the commission of a crime; 18 U.S.C. § 844(h), which provides for a 5-year enhancement for use of firearms or explosives during the commission of a crime; and 18 U.S.C. § 929 which provides for a 5-year enhancement for the use of armor-piercing ammunition during the commission of a crime.

Mandatory release — the release of an inmate from prison after confinement for a time period equal to his or her full sentence minus statutory good-time, if any. Federal prisoners released on mandatory release may still be subject to a period of post-release community supervision.

Material witness — a person with significant information about the subject matter of a criminal prosecution necessary to resolve the matter.

Matter — in this *Compendium*, a potential case under review by a U.S. attorney on which more than 1 hour is expended.

Matters concluded — in this *Compendium*, matters about which a final decision has been reached by a U.S. attorney. Specifically includes matters filed as cases, matters declined after investigation, matters referred for disposition by U.S. magistrates, and matters otherwise terminated without reaching court.

Migratory birds offenses — violations of acts relating to birds which move from one place to another in season. Includes taking, killing, or

possessing migratory birds, or any part, nest, or egg thereof, in violation of Federal regulations or the transportation laws of the State, territory, or district from which the bird was taken. Also, misuse or non-use of a migratory-bird hunting and conservation stamp (*for example*, 16 U.S.C. §§ 690(g), 701, 703, 704-6, 707(b), 708, 711, and 718(a)(e)(g)).

Minor offense (while on conditional release) — conviction of a crime for which the maximum sentence is incarceration for 90 days or less, probation of 1 year or less, or a fine of \$500 or less. (*See also*, *PACTS Statistical Reporting Guide*, Version 1.0, Administrative Office of the U.S. Courts.)

Misdemeanor — a criminal offense punishable by a jail term not exceeding 1 year and any offense specifically defined as a misdemeanor by the Administrative Office of the U.S. Courts for the purposes of data collection. According to 18 U.S.C. § 3559, misdemeanors are classified in 3 letter grades, based on the maximum terms of imprisonment: Class A, if 1 year or less, but more than 6 months; Class B, if 6 months or less, but more than 30 days; and Class C, 30 days or less, but more than 5 days. (This category includes offenses previously called minor offenses that were reclassified under the Federal Magistrate Act of 1979.)

Mistrial — the termination of a trial before its normal conclusion because of a procedural error, statements by a witness, judge or attorney which prejudice a jury, a deadlock by a jury without reaching a verdict after lengthy deliberation (a "hung" jury), or the failure to complete a trial within the time set by the court.

Mixed sentence — a sentence requiring the convicted offender to serve a term of imprisonment, followed by a term of probation. Unless otherwise noted, offenders receiving mixed sentences are included in both incarceration and probation categories.

Most serious offense — in this *Compendium*, the offense with the greatest

potential sentence; or with respect to tables describing Federal prisoners, the offense with the greatest imposed sentence (*for example*, prison data in Chapter 6).

Motor carrier violations — violations of the Federal statutes relating to the Motor Carrier Act, which regulates (routes, rates) of motor carriers of freight and passengers in interstate commerce. The Act is administered by the Interstate Commerce Commission (*for example*, 15 U.S.C. §§ 1984, 1986, 1988 and 1990; 49 U.S.C. §§ 117(a), 301(f), 303(f), 322(a)(d), 411, 526, 917(f), 1021(b)(f), 11703, 11903(a), 11904, 11907, 11909(a), 11909(c), 11910, 11913, and 11914; and 49A U.S.C. § 120).

Motor vehicle theft — interstate or foreign transporting, receiving, concealing, storing, bartering, selling, or disposing of any stolen motor vehicle or aircraft (*for example*, 18 U.S.C. §§ 2119, 2313, and 2322; and 49A U.S.C. § 1472(i)).

Murder — the unlawful killing of a human being with malice aforethought, either express or implied. Nonnegligent manslaughter is the unlawful killing of a human being without malice. This offense covers committing or attempting to commit murder (first or second degree) or voluntary manslaughter within the special maritime and territorial jurisdiction of the United States (18 U.S.C. § 7). Includes killing or attempting to kill any Government official, the President of the United States, the President-elect, the Vice President, any officers and employees of the United States, any foreign officials, any official guests, or any internationally protected persons. As applied to the owner or charterer of any steamboat or vessel, knowingly and willfully causing or allowing fraud, neglect, misconduct, or violation of any law resulting in loss of life (18 U.S.C. §§ 113(a), 115(a), 1111-13, 1115, 1117, 1512(a)(1), 1751(a), and 2332(b)).

National defense violations — violations of the national defense laws on the Military Selective Service Act, the

Defense Production Act of 1950, the Economic Stabilization Act of 1970 (which includes prices, rents, and wages), the Subversive Activities Control Act, alien registration, treason (including espionage, sabotage, sedition, and the Smith Act of 1940); also violations relating to energy facilities, curfew and restricted areas, exportation of war materials, trading with an enemy, illegal use of uniform and any other violations of the Federal statutes concerning national defense (*for example*, 8 U.S.C. §§ 1304(e) and 1306(b)(d); 10 U.S.C. §§ 976 and 2408; 18 U.S.C. §§ 703, 705, 711, 713, 792, 794, 797, 799, 953, 961, 965, 967, 970, 1366(a), 1382, 2152, 2153(b), 2154(b), 2155(b), 2156(b), 2382, 2384, 2386, 2388(a)(c), and 2390; 22 U.S.C. §§ 253, 286, 447, 447(c), 450, 455, 612, 614(b)(f), 617, 1178(c), 1182, 1199, 1978(c), 2778(b), 4198, 4202 and 5113(c); 42 U.S.C. §§ 2274(b), 2276, 2278(b) and 2384(b); and 50A U.S.C. §§ 2, 3(a)(c), 16, 167, 210, 322, 324, 326, 328, 421(a)(c), 462, 468(b), 643(a), 781, 783(b)(d), 789, 794, 797, 851, 1152, 1705, 1436(e), 1809(c), 2062, 2071(b), 2073, 2405(a)(b), and 2410(b)).

Negligent manslaughter — causing the death of another, within the special maritime and territorial jurisdiction of the United States as defined in 18 U.S.C. § 7, by wanton or reckless disregard for human life. Also negligent manslaughter of any Government official, the President of the United States, the President-elect, the Vice President, any officers and employees of the United States, any foreign officials, any official guests, or any internationally protected persons. This offense category also includes misconduct, negligence, or inattention to duties by ship officers on a steamboat or vessel resulting in death to any person (18 U.S.C. § 1112).

New law — In this *Compendium* defendants convicted and sentenced pursuant to the Sentencing Reform Act of 1984. (*See also* "Old law.")

Nolle prosequi — Latin for "we shall no longer prosecute," the statement is

an admission by the prosecutor that the charges cannot be proved or that evidence has demonstrated the defendant's innocence.

Nolo contendere — defendant's plea in a criminal case indicating that he or she will not contest charges, but not admitting or denying guilt.

Non-citizen — a person who is without U.S. citizenship, including legal aliens (*for example*, resident aliens, tourists, and refugees/asylees) and illegal aliens.

Non-jury trial — a trial in which the judge alone decides factual as well as legal questions, and makes the final judgment.

Nonviolent sex offenses — transporting, coercing, or enticing any individual (including minors) to go from one place to another in interstate or foreign commerce, in the District of Columbia, or in any territory or possession of the United States with the intent and purpose to engage in prostitution, or any sexual activity for which any person can be charged with a criminal offense (8 U.S.C. § 1328 and 18 U.S.C. §§ 1460, 1466, 2251-52, 2257, 2421 and 2423).

Not convicted — acquittal by bench or jury trial, mistrial, and dismissal (including *nolle prosequi* and deferred prosecution).

Not guilty — plea entered by the accused to a criminal charge. If the defendant refuses to plead, the court will enter a plea of not guilty. Also the form of a verdict in a criminal trial where the jury acquits the defendant.

Offense — violation of U.S. criminal law. In this *Compendium*, where more than 1 offense is charged, the offense with the greatest potential penalty is reported.

Offense level — under the Federal sentencing guidelines, a quantification of the relative seriousness of the offense of conviction and any offense-specific aggravating or mitigating factors. Guideline offense levels range from level 1 (the least serious

offense) to level 43 (the most serious offense).

Old law — in this *Compendium*, defendants convicted and sentenced pursuant to laws applicable before the Sentencing Reform Act of 1984. (*See also*, "New law.")

Parole — period of supervision after release from custody before the expiration of sentence. The U.S. Parole Commission is empowered to grant, modify or revoke the parole of all Federal offenders. Pursuant to the Sentencing Reform Act of 1984, parole was abolished and defendants are required to serve the imposed sentence (less 54 days per year good-time for sentences greater than 1 year, but not life imprisonment), followed by a term of supervised release. Because of the number of Federal inmates sentenced under pre-Sentencing Reform provisions, parole is being phased out.

Perjury — a false material declaration under oath in any proceeding before or ancillary to any court or grand jury of the United States. Includes knowingly or willfully giving false evidence or swearing to false statements under oath or by any means procuring or instigating any person to commit perjury. This offense also includes any officers and employees of the Government listed under 13 U.S.C. §§ 21-25 who willfully or knowingly furnish, or cause to be furnished, any false information or statement (*for example*, 2 U.S.C. § 192; 13 U.S.C. § 213; 15 U.S.C. § 2614; 18 U.S.C. §§ 401, 402, 1504, 1506, 1508, 1510, 1512(b), 1513, and 1622; 28 U.S.C. § 1866(g); 42 U.S.C. § 5411; 43 U.S.C. § 104; and 49A U.S.C. §§ 1472 (m)(o)).

Personal recognizance — pretrial release condition in which the defendant promises to appear at trial and no financial conditions are required to be met.

Petty offense — a Class B misdemeanor, a Class C misdemeanor, or an infraction with fines as specified in 18 U.S.C. §§ 3571. (*See also*, "Misdemeanor" and "Infraction.")

Plea bargaining — practice whereby a defendant in a criminal proceeding agrees to plead guilty to a charge in exchange for the prosecution's cooperation in securing a more lenient sentence or some other mitigation.

Pornographic — that which is of or pertaining to obscene literature; obscene, licentious. Material is pornographic or obscene if the average person, applying contemporary community standards, would find that the work taken as a whole appeals to the prurient interest; and if it depicts in a patently offensive way sexual conduct; and if the work taken as a whole lacks serious literary, artistic, political, or scientific value. (*See* *Milla v. California*, 113 U.S. 15 (1973).)

Possession — offense involving the possession of a controlled substance, acquiring a controlled substance by misrepresentation or fraud, attempting or conspiring to possess, or simple possession of a controlled substance in schedules I-V (as defined by 21 U.S.C. § 812). Includes possession of a controlled substance in schedule I or II, or a narcotic drug in schedule III or IV on board a vessel of the United States or vessels within custom waters of the United States, or by any citizen of the United States on board a vessel. Also, possessing any punch, die, plate, stone, or any other thing designed to reproduce the label upon any drug or container is an offense under this category. Distributing a small amount of marijuana for no remuneration is treated as simple possession and, therefore, is included in this offense category (*for example*, 21 U.S.C. §§ 829 (a)(b)(c), 841(a)(b)(d)(g), 842(a)(c), 843(a), 844(a), 846, 955, and 962).

Postal laws — offenses relating to the mail; pertaining to the post office.

Presentence Investigation Report (PSR) — following a presentence investigation, a report to the court prepared by the probation officer before the imposition of sentence, as required by law; unless the court finds that there is information in the record sufficient to enable the meaningful

exercise of sentencing authority pursuant to 18 U.S.C. § 3553, and the court explains this finding on the record.

Presentment — an accusation initiated by the grand jury itself, and in effect, an instruction that an indictment be drawn.

Pretrial diversion — an agreement to defer (and possibly drop) prosecution conditioned on the defendant's good behavior and/or participation in programs (such as job training, counseling, education) during a stated period.

Pretrial release — the release of a defendant from custody, for all or part of the time, before or during prosecution. The defendant may be released either on personal recognizance or unsecured bond or on financial conditions. The category includes defendants released within 2 days after arrest and defendants who were initially detained but subsequently released after raising bail or having release conditions changed at a subsequent hearing.

Pretrial revocation — the decision to detain a defendant on pretrial release for violating conditions of release or committing a new crime.

Preventive detention — the detention of a defendant awaiting trial for the purpose of preventing further misconduct.

Probation — sentence imposed for commission of a crime whereby the convicted criminal offender is released into the community under the supervision of a probation officer in lieu of incarceration. An act of clemency available only to those found eligible by the court, probation offers a chance for reform and rehabilitation for the defendant. For this purpose, the defendant must agree to specified standards of conduct; violation of such standards subjects his liberty to revocation.

Procedural termination — a judgment based on the methods and mechanics of the legal process, including

all the rules and laws governing that process. Procedural law is distinguished from "substantive" law, which involves the statutes and legal precedents upon which cases are tried and judgments made. See also, "Administrative case closure" and "Terminated on the merits".

Property offenses, fraudulent — property offenses involving the elements of deceit or intentional misrepresentation. Specifically includes embezzlement, fraud (excluding tax fraud), forgery, and counterfeiting.

Property offenses, non-fraudulent — violent offenses against property: burglary, larceny, motor vehicle theft, arson, transportation of stolen property, and other property offenses (destruction of property and trespassing). These offenses are termed "non-fraudulent" only for the purpose of distinguishing them from the category "Property offenses, fraudulent," above.

Property offenses, other — offenses that involve the destruction of property moving in interstate or foreign commerce in the possession of a common or contract carrier. Includes the malicious destruction of Government property, or injury to U.S. postal property such as mailboxes or mailbags. Trespassing on timber and Government lands is also included in this category of offenses (*for example*, 2 U.S.C. § 167(c)(g); 15 U.S.C. § 1281; 16 U.S.C. §§ 3, 45(d), 114, 121, 123, 152, 430(q), 433, 470, 478, 481, 551, and 605; 18 U.S.C. §§ 1164, 1361-62, 1364, 1852, 1854, 1856, 1858, 1860, 1863, 1864(c), and 2071(b); 40 U.S.C. §§ 193 (h)(q)(r)(s); 43 U.S.C. § 316; and 47 U.S.C. §§ 13 and 22).

Public-order offenses, non-regulatory — offenses concerning weapons; immigration; tax law violations (tax fraud); bribery; perjury; national defense; escape; racketeering and extortion; gambling; liquor; mailing or transporting of obscene materials; traffic; migratory birds; conspiracy, aiding and abetting, and jurisdictional offenses; and "other public-order offenses." These

offenses are termed "non-regulatory" only for the purpose of distinguishing them from the category "Public-order offenses, regulatory" below.

Public-order offenses, other — violations of laws pertaining to bigamy, disorderly conduct on the U.S. Capitol grounds, civil disorder, and travel to incite to riot (*for example*, 18 U.S.C. §§ 228, 231, 1367, and 1385; 40 U.S.C. §§ 193(b)(d)(g)(o)(p); and 47 U.S.C. §§ 223(a)(b)). Included in "Public-order offenses, non-regulatory."

Public-order offenses, regulatory — violations of regulatory laws and regulations in agriculture, antitrust, labor law, food and drug, motor carrier, and other regulatory offenses that are not specifically listed in the category "Public-order offenses, non-regulatory."

Racketeering and extortion — racketeering is demanding, soliciting, or receiving anything of value from the owner, proprietor or other person having a financial interest in a business, by means of a threat or promise, either express or implied. Extortion is the obtaining of money or property from another, without his consent, induced by the wrongful use of force or fear. This offense code covers using interstate or foreign commerce or any facility in interstate or foreign commerce to aid racketeering enterprises such as arson, bribery, gambling, liquor, narcotics, prostitution, and extortionate credit transactions; obtaining property or money from another, with his or her consent induced by actual or threatened force; violence, blackmail, or committing unlawful interference with employment or business; transmitting by interstate commerce or through the mail any threat to injure the property, the person, or the reputation of the addressee or of another; or kidnaping any person with intent to extort. Applies to officers or employees of the United States, or anyone representing himself or herself as such (*for example*, 18 U.S.C. §§ 831, 872, 874, 875(b)(d), 877, 878(b), 892, 894, 1365(d), 1952-53, 1955-60, 1962-63).

Release

Extraordinary release — unusual methods of prisoners exiting prison, such as death, commutation, and transfer to another facility.

Standard release — the usual way prisoners exit prison, including full-term sentence expirations, expirations with good time, mandatory releases, and releases to parole.

Remand — to send back. The act of an appellate court in sending a case back to the lower court for further action.

Remove — transfer from Federal court (usually to a State court).

Restitution — the action of restoring or giving back something to its proper owner, or making reparations to one for loss or injury previously inflicted.

Reversal — the act of an appellate court annulling a judgment of a lower court because of an error.

Revocation — termination of a probation, parole, or mandatory release order because of either a rule violation or a new offense, and forcing the offender to begin or continue serving his or her sentence.

Robbery — taking anything of value from the person or presence of another by force or by intimidation, within the special maritime and territorial jurisdiction of the United States (18 U.S.C. §§ 7). Includes robbery of bank property, U.S. postal property, or personal property of the United States. Also, assaulting or putting the life of any person in jeopardy by the use of a dangerous weapon while committing or attempting to commit such robbery (*for example*, 18 U.S.C. §§ 1661, 1991, 2112, 2113(c) (d), 2114, 2116, and 2118(a)).

Rule 20 transfer — upon petition by a defendant, a transfer of proceedings to the district in which the defendant is arrested, when the defendant is arrested, held, or present in a district other than that in which an indictment or information is pending against him. In this case, the defendant may state

in writing a wish to plead guilty or nolo contendere, to waive trial in the district in which the indictment or information is pending, and to consent to the disposition of the case in the district in which the defendant was arrested (Fed. R. Crim. P. 20).

Rule 40 transfer — upon petition by the U.S. attorney, commitment to another district; transfer proceedings of a defendant arrested in a district for an alleged offense committed in the another district (Fed. R. Crim. P. 40).

Sentence — sanction imposed on a convicted offender. For sentences to incarceration, the maximum time the offender may be held in custody is reported. (*See also*, "Split sentence," "Mixed sentence," "Indeterminate sentence," and "Mandatory sentence.")

Sentencing Guidelines (Federal) — guidelines established by the United States Sentencing Commission to be followed by the Federal courts in the sentencing of those convicted of Federal offenses. Established pursuant to the Sentencing Reform Act of 1984, the sentencing guidelines prescribe a range of sentences for each class of convicted persons as determined by categories of offense behavior and offender characteristics.

Sexual abuse — rape, assault with intent to commit rape, and carnal knowledge of a female under 16 who is not one's wife, within the territorial and special maritime jurisdictions of the United States as defined in 18 U.S.C. § 7 (*for example*, 22D U.S.C. § 2801). Also includes cases of sexual abuse, including of a minor (18 U.S.C. §§ 2241(a) (c), 2242(2)(B), and 2243) and in Federal prisons (18 U.S.C. § 2244(a)).

Shock incarceration — an intense confinement program, consisting of a highly regimented schedule that provides the strict discipline, physical training, hard labor, drill, and ceremony characteristic of military basic training.

Special maritime and territorial jurisdiction — areas of Federal jurisdiction outside the jurisdiction of any

State, including (1) the high seas, Great Lakes, and connecting waterways; (2) Federal lands; and (3) U.S.-owned aircraft in flight over the high seas (18 U.S.C. § 7).

Split sentence — *See*, "Mixed sentence."

Stale — the case/matter is too old to support successful prosecution.

Substantial assistance — a form of cooperation with the government in which the defendant provides the government with information, testimony, or other assistance relating to the criminal activities of other persons in exchange for a sentence reduction. Substantial assistance provides the only mechanism for judges to impose a sentence below an applicable mandatory sentence (U.S.S.G. 5K1.1 as codified at 18 U.S.C. § 3553(e)).

Supervised release — under the Sentencing Reform Act of 1984, a form of post-imprisonment supervision to be imposed by the court as a part of the sentence of imprisonment at the time of initial sentencing. Unlike parole, a term of supervised release does not replace a portion of the sentence of imprisonment, but rather is an order of supervision in addition to any term of imprisonment imposed by the court (compare also with probation).

Surety bond — an agreement by the defendant as a condition of his or her release that requires a third party (usually a bail bondsman) to promise to pay the full bail amount in the event that the defendant fails to appear.

Suspect — a person who is under investigation or interrogation as a likely perpetrator of a specific criminal offense.

Tax law violations — tax fraud offenses such as income tax evasion and fraud; counterfeiting any stamps with intent to defraud the collection or payment of tax; willfully failing to collect or pay tax; failure to obey summons to produce any papers concerning taxes; failing to furnish receipts for employees of tax withheld; failing to

furnish information relating to certain trusts, annuity, and bond purchase plans; putting fraudulent or false statements on tax returns; and not obtaining a license for a business that makes a profit from foreign items. Also included in this offense category are violations of excise and wagering tax laws and any other laws listed below from the Internal Revenue Service Code (*for example*, 26 U.S.C. §§ 3402, 4412, 5751, 5762(a1), 6047(a)(c), 6331, 6420(e2), 6674, 7121, 7201, 7203(c), 7204, 7206(a)(c), 7208(a)(c), 7210, 7213(b), (d), 7214(b), 7216, 7232, 7513, 7602, and 7604(b)).

Technical violation — failure to comply with any of the conditions of pretrial release, probation, or parole, excluding alleged new criminal activity. May result in revocation of release status. Examples of conditions that may be imposed and then violated include remaining within a specified jurisdiction or appearing at specified intervals for drug tests.

Terminated on the merits — a judgment made after consideration of the substantive as distinguished from procedural issues in a case. See also, "Procedural termination".

Termination — at the pretrial services stage: execution of sentence, acquittal, dismissal, diversion, or fugitive status; in the U.S. district court: conviction, acquittal, or dismissal; and at probation or supervised release: the removal of a person from supervision either for successful completion of the term of supervision or as the result of a revocation.

Threats against the President — knowingly and willfully depositing in the mail, at any post office, or by any letter carrier a letter, paper, writing, print, missive, or document containing any threat to take the life of or to inflict bodily harm upon the President, Vice President, or any other officer in order of succession to the Presidency. Knowingly and willfully making such threats in any way to the above-named people (18 U.S.C. § 871).

Time served — the portion of the imposed sentence that was spent in prison, from the prisoner's arrival into jurisdiction of the Bureau of Prisons until release from prison, plus any jail time served and credited. For prisoners serving concurrent sentences, time served may exceed the longest single sentence imposed.

Traffic offenses — driving while intoxicated, or any moving or parking violations on Federal lands (*for example*, 40 U.S.C. § 212(b)).

Trafficking — knowingly and intentionally importing or exporting any controlled substance in schedule I, II, III, IV, or V (as defined by 21 U.S.C. § 812). Includes manufacturing, distributing, dispensing, selling, or possessing with intent to manufacture, distribute, or sell a controlled substance or a counterfeit substance; exporting any controlled substance in schedules I-V; manufacturing or distributing a controlled substance in schedule I or II for purposes of unlawful importation; or making or distributing any punch, die, plate, stone, or any other thing designed to reproduce the label upon any drug or container, or removing or obliterating the label or symbol of any drug or container. Also includes knowingly opening, maintaining or managing any place for the purpose of manufacturing, distributing, or using any controlled substance (*for example*, 19 U.S.C. § 1590; 21 U.S.C. §§ 333(e), 825(a)-(d), 830(a), 841(a)-(b) (d)(e)(g), 842(a), 843(a)(b), 845, 846, 848, 854, 856, 858, 859(a)(b), 860(a), 861(c)(f), 952(a)(b), 953(a)(e), 957, 959, 960(a)(b)(d), 961, 962, and 963; and 46A U.S.C. §§ 1903(g) and (j)).

Transportation — violations of the Federal statutes relating to the Motor Carrier Act, which regulates (routes, rates) motor carriers of freight and passengers in interstate commerce.

Transportation of stolen property — transporting, selling, or receiving stolen goods, stolen securities, stolen moneys, stolen cattle, fraudulent State tax stamps, or articles used in counterfeiting, if the above articles or

goods involve or constitute interstate or foreign commerce (18 U.S.C. §§ 2315, 2317).

Trial conviction — conviction by judge or jury after trial.

True bill — an indictment.

United States — includes the outlying territories (Guam, Puerto Rico, Northern Marianas Islands, and the U.S. Virgin Islands) and the territory occupied by the 50 States and the District of Columbia.

U.S. attorneys — all United States attorneys. Prosecutorial data in this *Compendium* come from the Central System and Central Charge Files of the Executive Office for U.S. Attorneys.

Unsecured bond — an agreement by the defendant as a condition of his or her release in which the defendant agrees to pay full bond amount in the event of nonappearance at trial, but is not required to post security as a condition to release.

Violation (of pretrial release, probation, or parole) — allegation of a new crime or a technical violation while on pretrial release, probation, or parole.

Violent offenses — threatening, attempting, or actually using physical force against a person. Includes murder, negligent manslaughter, assault, robbery, sexual abuse, kidnaping, and threats against the President. (*See also*, specific offenses for citations.)

Warrant — an order (writ) of a court that directs a law enforcement officer to arrest and bring a person before the judge, such as those charged with a crime, escaped Federal prisoners, or probation, parole, or bond default violators.

Warrant clearance or execution — refers to the closing of a fugitive investigation. Warrants can be cleared or executed in many ways, such as with the arrest or surrender of a fugitive, dismissed by the court, or when a detainer is lodged against a fugitive already in custody (*see* Detainer).

Warrant initiation — refers to the opening of a fugitive investigation upon receipt of a warrant.

Weapons violations — violations of any of the provisions of 18 U.S.C. §§ 922 and 923 concerning the manufacturing, importing, possessing, receiving, and licensing of firearms and ammunition. Includes manufacturing, selling, possessing, or transporting (within any territory or possession of the United States, within Indian country, or within the special maritime and territorial jurisdiction of the United States) (18 U.S.C. §§ 7) any switchblade knife; or making, receiving, possessing, or transporting a firearm not registered in the National Firearms Registration Transfer Record. Also, engaging in importing, manufacturing, or dealing in firearms if not registered with the secretary in the Internal Revenue Service District in which the business is conducted or not having paid a special occupational tax. In addition, this code covers cases where in a crime of violence or drug trafficking enhanced punishment is handed down when committed with a deadly weapon

(for example, 15 U.S.C. § 1242; 18 U.S.C. §§ 922(a)(c)(e)(g)(i)(k)(m)(n)(q), 923, 924(a)(c)(f)(h) and 930; 26 U.S.C. §§ 5801, 5811, 5821, 5841, 5843, 5851, and 5861(b)(d)(h)(j)(l); 40 U.S.C. § 193f(a); and 49A U.S.C. § 1472(q)).

Wildlife offenses — violations of Federal law enacted to protect endangered or threatened species, as well as migratory birds. The Endangered Species Act (16 U.S.C. §1531(b)) makes it unlawful for any person to take, import, sell or ship endangered or threatened wildlife, and the Migratory Bird Treaty Act (16 U.S.C. §§ 703) protects migratory birds. The Lacey Act (16 U.S.C. § 3372) prohibits the trade in illegally taken fish and wildlife.