

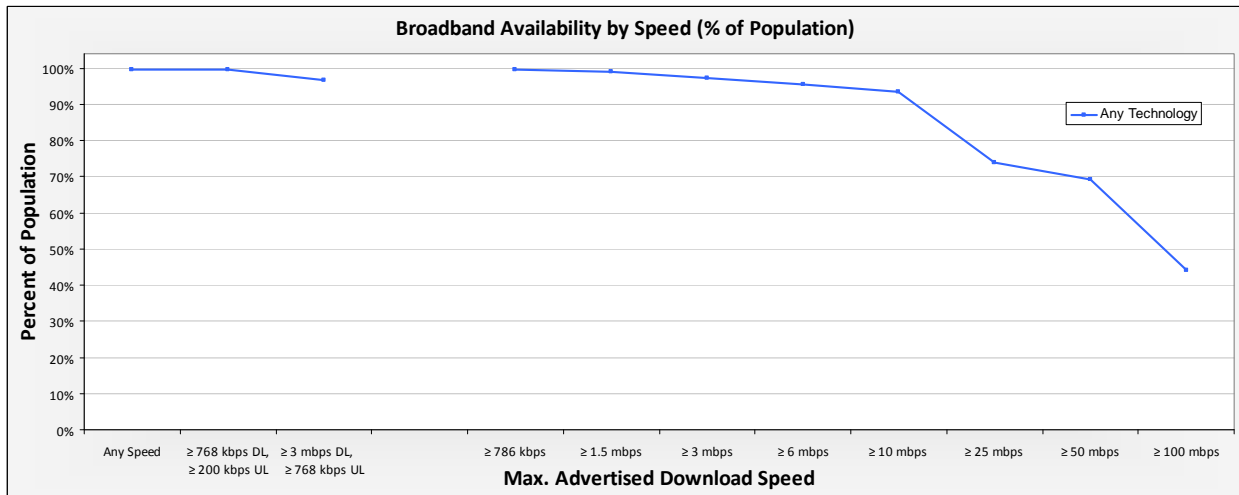
## Report Description:

This report illustrates the percent of population with reported access to broadband speeds by technology type.

- Data as of December 2011, Report published June 2012

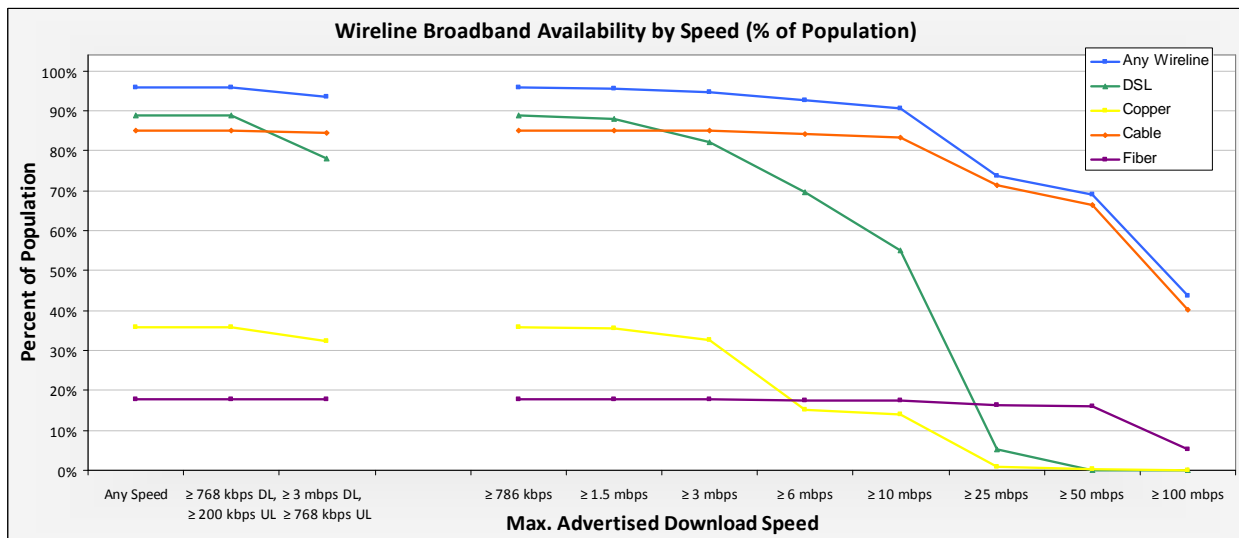
## Graph: Any Technology

This graph illustrates the percent of population nationwide with access to any technology, by speed tier.



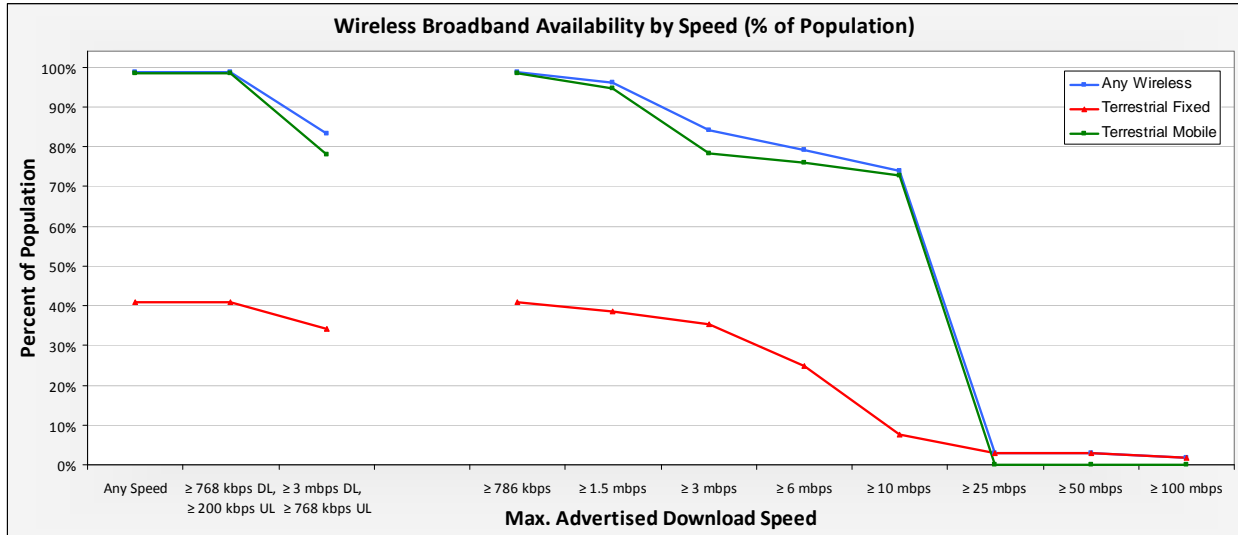
## Graph: Wireline Technology

This graph illustrates the percent of population nationwide with access to wireline technologies, by speed tier.



**Graph: Wireless Technology**

This graph illustrates the percent of population nationwide with access to wireless technologies, by speed tier.



## Nationwide Availability of Broadband Speed (Download, Upload) by Technology Type

Technology	Any Speed				BB Speed > 768 DL / 200 UL				BB Speed > 3 DL / 768 UL			
	HHU	% Margin of Error (+ / -)	Pop	% Margin of Error (+ / -)	HHU	% Margin of Error (+ / -)	Pop	% Margin of Error (+ / -)	HHU	% Margin of Error (+ / -)	Pop	% Margin of Error (+ / -)
<b>Any Technology</b>	99.43%	0.33%	99.56%	0.25%	99.43%	0.33%	99.56%	0.25%	96.07%	0.60%	96.65%	0.55%
<b>Wireline</b>	95.43%	0.00%	95.73%	0.00%	95.43%	0.00%	95.73%	0.00%	92.83%	0.00%	93.37%	0.00%
<b>DSL</b>	88.67%	0.00%	88.83%	0.00%	88.67%	0.00%	88.83%	0.00%	77.96%	0.00%	78.02%	0.00%
<i>Asymmetric</i>	88.49%	0.00%	88.66%	0.00%	88.49%	0.00%	88.66%	0.00%	77.67%	0.00%	77.72%	0.00%
<i>Symmetric</i>	20.26%	0.00%	20.82%	0.00%	20.26%	0.00%	20.82%	0.00%	12.47%	0.00%	12.64%	0.00%
<b>Copper</b>	34.12%	0.00%	35.88%	0.00%	34.12%	0.00%	35.88%	0.00%	30.71%	0.00%	32.48%	0.00%
<b>Cable</b>	84.52%	0.00%	85.18%	0.00%	84.52%	0.00%	85.18%	0.00%	83.62%	0.00%	84.35%	0.00%
<i>DOCSIS 3.0</i>	71.70%	0.00%	72.21%	0.00%	71.70%	0.00%	72.21%	0.00%	71.47%	0.00%	72.01%	0.00%
<i>Cable Other</i>	16.53%	0.00%	16.53%	0.00%	16.53%	0.00%	16.53%	0.00%	15.28%	0.00%	15.42%	0.00%
<b>Fiber</b>	17.15%	0.00%	17.80%	0.00%	17.15%	0.00%	17.80%	0.00%	17.03%	0.00%	17.69%	0.00%
<b>BPL</b>	0.07%	0.00%	0.06%	0.00%	0.07%	0.00%	0.06%	0.00%	0.00%	0.00%	0.00%	0.00%
<b>Any Wireless</b>	98.28%	1.18%	98.71%	0.86%	98.28%	1.18%	98.71%	0.86%	81.57%	2.66%	83.37%	2.46%
<i>Terrestrial Fixed</i>	39.91%	4.32%	40.96%	4.25%	39.91%	4.32%	40.96%	4.25%	33.01%	3.59%	34.26%	3.54%
<i>Unlicensed</i>	36.10%	4.29%	37.17%	4.24%	36.10%	4.29%	37.17%	4.24%	29.12%	3.50%	30.41%	3.48%
<i>Licensed</i>	14.61%	1.29%	14.87%	1.28%	14.61%	1.29%	14.87%	1.28%	10.53%	0.89%	10.73%	0.89%
<i>Terrestrial Mobile</i>	98.10%	1.23%	98.57%	0.90%	98.10%	1.23%	98.57%	0.90%	75.78%	2.13%	77.88%	2.03%
<b>Other</b>	0.00%	0.00%	0.00%	0.00%	0.00%	0.00%	0.00%	0.00%	0.00%	0.00%	0.00%	0.00%

## Nationwide Availability of Broadband Download Speed by Technology Type

Technology	BB Speed > 768 mbps DL				BB Speed > 1.5 mbps DL				BB Speed > 3 mbps DL				BB Speed > 6 mbps DL			
	HHU	% Margin of Error (+ / -)	Pop	% Margin of Error (+ / -)	HHU	% Margin of Error (+ / -)	Pop	% Margin of Error (+ / -)	HHU	% Margin of Error (+ / -)	Pop	% Margin of Error (+ / -)	HHU	% Margin of Error (+ / -)	Pop	% Margin of Error (+ / -)
<b>Any Technology</b>	99.43%	0.33%	99.56%	0.25%	98.82%	0.48%	99.06%	0.39%	96.86%	0.52%	97.33%	0.47%	94.86%	0.46%	95.55%	0.44%
<b>Wireline</b>	95.43%	0.00%	95.73%	0.00%	95.20%	0.00%	95.52%	0.00%	94.16%	0.00%	94.58%	0.00%	92.03%	0.00%	92.54%	0.00%
<b>DSL</b>	88.67%	0.00%	88.83%	0.00%	87.95%	0.00%	88.06%	0.00%	82.15%	0.00%	82.09%	0.00%	69.68%	0.00%	69.66%	0.00%
<i>Asymmetric</i>	88.49%	0.00%	88.66%	0.00%	87.78%	0.00%	87.90%	0.00%	81.93%	0.00%	81.88%	0.00%	69.45%	0.00%	69.43%	0.00%
<i>Symmetric</i>	20.26%	0.00%	20.82%	0.00%	17.99%	0.00%	18.42%	0.00%	12.57%	0.00%	12.73%	0.00%	6.31%	0.00%	6.18%	0.00%
<b>Copper</b>	34.12%	0.00%	35.88%	0.00%	33.91%	0.00%	35.67%	0.00%	30.75%	0.00%	32.51%	0.00%	14.21%	0.00%	15.13%	0.00%
<b>Cable</b>	84.52%	0.00%	85.18%	0.00%	84.41%	0.00%	85.08%	0.00%	84.28%	0.00%	84.96%	0.00%	83.68%	0.00%	84.32%	0.00%
<i>DOCSIS 3.0</i>	71.70%	0.00%	72.21%	0.00%	71.69%	0.00%	72.21%	0.00%	71.69%	0.00%	72.20%	0.00%	71.68%	0.00%	72.20%	0.00%
<i>Cable Other</i>	16.53%	0.00%	16.53%	0.00%	16.39%	0.00%	16.40%	0.00%	16.26%	0.00%	16.28%	0.00%	15.61%	0.00%	15.60%	0.00%
<b>Fiber</b>	17.15%	0.00%	17.80%	0.00%	17.13%	0.00%	17.79%	0.00%	17.09%	0.00%	17.75%	0.00%	16.92%	0.00%	17.59%	0.00%
<b>BPL</b>	0.07%	0.00%	0.06%	0.00%	0.07%	0.00%	0.06%	0.00%	0.00%	0.00%	0.00%	0.00%	0.00%	0.00%	0.00%	0.00%
<b>Any Wireless</b>	98.28%	1.18%	98.71%	0.86%	95.17%	1.95%	96.05%	1.61%	82.33%	2.77%	84.09%	2.55%	76.90%	2.27%	79.05%	2.14%
<i>Terrestrial Fixed</i>	39.91%	4.32%	40.96%	4.25%	37.49%	4.20%	38.65%	4.13%	34.12%	3.87%	35.33%	3.81%	23.55%	2.28%	24.85%	2.32%
<i>Unlicensed</i>	36.10%	4.29%	37.17%	4.24%	33.81%	4.13%	34.96%	4.09%	30.05%	3.75%	31.28%	3.72%	19.76%	2.18%	21.08%	2.23%
<i>Licensed</i>	14.61%	1.29%	14.87%	1.28%	12.20%	1.16%	12.38%	1.16%	10.96%	0.99%	11.16%	0.99%	7.93%	0.50%	7.99%	0.52%
<i>Terrestrial Mobile</i>	98.10%	1.23%	98.57%	0.90%	93.62%	1.88%	94.68%	1.56%	76.14%	2.17%	78.24%	2.07%	73.77%	2.07%	76.00%	1.99%
<b>Other</b>	0.00%	0.00%	0.00%	0.00%	0.00%	0.00%	0.00%	0.00%	0.00%	0.00%	0.00%	0.00%	0.00%	0.00%	0.00%	0.00%

Technology	BB Speed > 10 mbps DL				BB Speed > 25 mbps DL				BB Speed > 50 mbps DL				BB Speed > 100 mbps DL			
	HHU	% Margin of Error (+ / -)	Pop	% Margin of Error (+ / -)	HHU	% Margin of Error (+ / -)	Pop	% Margin of Error (+ / -)	HHU	% Margin of Error (+ / -)	Pop	% Margin of Error (+ / -)	HHU	% Margin of Error (+ / -)	Pop	% Margin of Error (+ / -)
<b>Any Technology</b>	92.60%	0.44%	93.46%	0.45%	73.27%	0.05%	73.99%	0.05%	68.38%	0.05%	69.33%	0.04%	43.39%	0.01%	44.16%	0.01%
<b>Wireline</b>	89.85%	0.00%	90.55%	0.00%	72.89%	0.00%	73.61%	0.00%	67.95%	0.00%	68.91%	0.00%	43.05%	0.00%	43.84%	0.00%
<b>DSL</b>	54.86%	0.00%	55.02%	0.00%	5.41%	0.00%	5.20%	0.00%	0.07%	0.00%	0.06%	0.00%	0.00%	0.00%	0.00%	0.00%
<i>Asymmetric</i>	54.03%	0.00%	54.18%	0.00%	3.74%	0.00%	3.71%	0.00%	0.07%	0.00%	0.06%	0.00%	0.00%	0.00%	0.00%	0.00%
<i>Symmetric</i>	4.78%	0.00%	4.60%	0.00%	1.85%	0.00%	1.64%	0.00%	0.00%	0.00%	0.00%	0.00%	0.00%	0.00%	0.00%	0.00%
<b>Copper</b>	13.14%	0.00%	14.11%	0.00%	0.98%	0.00%	0.89%	0.00%	0.30%	0.00%	0.26%	0.00%	0.13%	0.00%	0.12%	0.00%
<b>Cable</b>	82.74%	0.00%	83.45%	0.00%	70.66%	0.00%	71.26%	0.00%	65.60%	0.00%	66.43%	0.00%	39.44%	0.00%	40.30%	0.00%
<i>DOCSIS 3.0</i>	71.61%	0.00%	72.13%	0.00%	70.01%	0.00%	70.58%	0.00%	65.60%	0.00%	66.43%	0.00%	39.44%	0.00%	40.30%	0.00%
<i>Cable Other</i>	14.07%	0.00%	14.21%	0.00%	0.79%	0.00%	0.83%	0.00%	0.00%	0.00%	0.00%	0.00%	0.00%	0.00%	0.00%	0.00%
<b>Fiber</b>	16.80%	0.00%	17.47%	0.00%	15.74%	0.00%	16.45%	0.00%	15.25%	0.00%	16.00%	0.00%	5.41%	0.00%	5.32%	0.00%
<b>BPL</b>	0.00%	0.00%	0.00%	0.00%	0.00%	0.00%	0.00%	0.00%	0.00%	0.00%	0.00%	0.00%	0.00%	0.00%	0.00%	0.00%
<b>Any Wireless</b>	71.98%	2.00%	74.03%	1.95%	3.03%	0.18%	3.05%	0.19%	2.84%	0.14%	2.85%	0.14%	1.66%	0.04%	1.66%	0.04%
<i>Terrestrial Fixed</i>	7.45%	0.70%	7.52%	0.70%	3.03%	0.18%	3.05%	0.19%	2.84%	0.14%	2.85%	0.14%	1.66%	0.04%	1.66%	0.04%
<i>Unlicensed</i>	6.84%	0.53%	6.92%	0.54%	2.85%	0.16%	2.87%	0.16%	2.71%	0.13%	2.73%	0.13%	1.66%	0.04%	1.66%	0.04%
<i>Licensed</i>	3.40%	0.25%	3.38%	0.25%	2.50%	0.10%	2.51%	0.10%	2.45%	0.09%	2.46%	0.09%	1.56%	0.01%	1.56%	0.01%
<i>Terrestrial Mobile</i>	70.55%	1.93%	72.61%	1.88%	0.00%	0.00%	0.00%	0.00%	0.00%	0.00%	0.00%	0.00%	0.00%	0.00%	0.00%	0.00%
<b>Other</b>	0.00%	0.00%	0.00%	0.00%	0.00%	0.00%	0.00%	0.00%	0.00%	0.00%	0.00%	0.00%	0.00%	0.00%	0.00%	0.00%