

This information is current as of March 3, 2010 and will be updated as information becomes available.

Contents

Section 1: Awards & Pending Applications 2

Section 2: Q&A..... 10

Section 3: Infrastructure Maps – Awardees & Pending Applications 12

This information is current as of March 3, 2010 and will be updated as information becomes available.

Section 1: Awards & Pending Applications

Following is a list of awarded and pending Round 1 BTOP Sustainable Broadband Adoption, Public Computer Center, Middle Mile Infrastructure, and Last Mile Infrastructure applications. This information is made available for informational purposes only to assist Round 2 applicants to determine where projects have been and/or may be awarded.

Sustainable Broadband Adoption and Public Computer Center applications do not have associated maps delineating the areas they cover. For Middle Mile Infrastructure and Last Mile Infrastructure applications, the service areas are delineated as geographic maps. These maps were produced by the applicants and may not exactly match the service area approved by NTIA for those applications that are granted.

Applicants on this list who have not received a formal notice of grant remain pending and may or may not receive an award from NTIA.

Org Name	State	Classification	Total Requested Amount	Awarded Amount	Application Status	Link to Fact Sheets	Map Link
Executive Office of the Commonwealth of Pennsylvania (Office of Administration)	PA	Middle Mile	\$28,784,015.00	\$28,784,014.00	Awarded	http://www.ntia.doc.gov/broadbandgrants/factsheets/PA_EOCPenn_FINAL.pdf	Map
MCNC	NC	Middle Mile	\$28,225,520.00	\$28,225,520.00	Awarded	http://www.ntia.doc.gov/broadbandgrants/factsheets/MCNC_BTOP_fact_sheet_LES_011910.pdf	Map
Zayo Bandwidth, LLC	IN	Middle Mile	\$25,140,315.00	\$25,140,315.00	Awarded	http://www.ntia.doc.gov/broadbandgrants/factsheets/IN_ZayoBandwidth_FINAL.pdf	Map
South Dakota Network, LLC	SD	Middle Mile	\$20,572,242.00	\$20,572,242.00	Awarded	http://www.ntia.doc.gov/broadbandgrants/BTOPAward_SDakotaNetwork_121709.pdf	Map
Columbia County Georgia IT	GA	Middle Mile	\$13,483,004.00	\$13,483,004.00	Awarded	http://www.ntia.doc.gov/broadbandgrants/factsheets/GA_ColumbiaCounty_FINAL.pdf	Map
DeltaCom, Inc.	TN	Middle Mile	\$9,385,426.00	\$9,385,452.00	Awarded	http://www.ntia.doc.gov/broadbandgrants/factsheets/TN_DeltaCom_FINAL.pdf	Map
Education Networks of America, Inc.	IN	Middle Mile	\$14,257,172.00	\$14,257,172.00	Awarded	http://www.ntia.doc.gov/broadbandgrants/factsheets/IN_EducationalNetworksofAmerica_FINAL.pdf	Map

This information is current as of March 3, 2010 and will be updated as information becomes available.

Org Name	State	Classification	Total Requested Amount	Awarded Amount	Application Status	Link to Fact Sheets	Map Link
Merit Network Inc.	MI	Middle Mile	\$36,725,340.00	\$33,289,221.00	Awarded	http://www.ntia.doc.gov/broadbandgrants/factsheets/Merit_Network_factsheet_LES_011910.pdf	Map
State of Wisconsin Department of Administration	WI	Middle Mile	\$28,722,962.00	\$22,978,367.00	Awarded	http://www.ntia.doc.gov/broadbandgrants/factsheets/WI_Wisc_DeptofAdmin_FINAL.pdf	Map
Virginia Tech Foundation, Inc.	VA	Middle Mile	\$5,540,000.00	\$5,540,000.00	Awarded	http://www.ntia.doc.gov/broadbandgrants/factsheets/VA_Tech_BTOP_FactSheet_FINAL.pdf	Map
University of Utah	UT	Middle Mile	\$13,861,800.00	\$13,401,096.00	Awarded	http://www.ntia.doc.gov/broadbandgrants/factsheets/UT_Univ_Utah_FINAL.pdf	Map
Level 3 EON, LLC	KS, MO	Middle Mile	\$998,852.00	\$998,419.00	Awarded	http://www.ntia.doc.gov/broadbandgrants/factsheets/KS_Level3EON_FINAL.pdf	Map
North Georgia Network Cooperative Inc	GA	Middle Mile	\$33,490,537.00	\$33,490,537.00	Awarded	http://www.ntia.doc.gov/broadbandgrants/BTOPAward_NorthGeorgia_121709.pdf	Map
Critical Hub Networks, Inc.	PR	Middle Mile	\$26,376,913		Pending		Map
Zito Media Communications II, LLC	OH, PA	Middle Mile	\$6,136,904.00		Pending		Map
ENMR Telephone Cooperative, Inc. dba ENMR-Plateau	NM, TX	Middle Mile	\$11,252,065.00	\$11,252,066.00	Awarded	http://www.ntia.doc.gov/broadbandgrants/factsheets/NM_ENMRTeleCoop_FINAL.pdf	Map
First Step Internet, LLC	ID	Middle Mile	\$2,992,028.00		Pending		Map
Nelson County Virginia	VA	Middle Mile	\$1,826,646.00		Pending		Map
Lane Council of Governments	OR	Middle Mile	\$8,375,000.00	\$8,325,530.00	Awarded	http://www.ntia.doc.gov/broadbandgrants/factsheets/OR_OregonSouthCentral_FINAL.pdf	Map
Mid-Atlantic Broadband Cooperative	VA	Middle Mile	\$16,044,290.00	\$16,044,290.00	Awarded	http://www.ntia.doc.gov/broadbandgrants/factsheets/Mid-Atlantic%20Broadband_BTOP_Factsheet_FINAL.pdf	Map

This information is current as of March 3, 2010 and will be updated as information becomes available.

Org Name	State	Classification	Total Requested Amount	Awarded Amount	Application Status	Link to Fact Sheets	Map Link
Keystone Initiative for Network Based Education and Research	PA	Middle Mile	\$99,660,678.00	\$99,660,678.00	Awarded	http://www.ntia.doc.gov/broadbandgrants/factsheets/PA_KeystoneInitiative_FINAL.pdf	Map
IT&E	GU, MP	Middle Mile	\$8,039,791.00		Pending		Map
Biddeford Internet Corp. (d.b.a. GWI)	ME	Middle Mile	\$25,402,904.00	\$25,402,904.00	Awarded	http://www.ntia.doc.gov/broadbandgrants/BTOPAward_BiddefordInternetCorpME_121709.pdf	Map
OpenCape Corporation	MA	Middle Mile	\$32,252,093.00	\$32,072,093.00	Awarded	http://www.ntia.doc.gov/broadbandgrants/factsheets/MA_OpenCape_FINAL.pdf	Map
Iniciativa Tecnológica Centro Oriental, Inc.(INTECO, Inc. by its Spanish acronym)	PR	Middle Mile	\$12,931,174.00	\$12,931,174	Awarded	http://www.ntia.doc.gov/broadbandgrants/factsheets/PR_INTECO_FINAL.pdf	Map
Hardy Telecommunications, Inc.	WV	Middle Mile	\$4,070,520.00	\$3,201,760.00	Awarded	http://www.ntia.doc.gov/broadbandgrants/factsheets/WV_HardyAnchorRing_FINAL.pdf	Map
Page County Broadband Authority	VA	Middle Mile	\$1,648,941.00		Pending		Map
Board of Trustees of the University of Illinois	IL	Middle Mile	\$24,347,851.00	\$22,534,776.00	Awarded	http://www.ntia.doc.gov/broadbandgrants/factsheets/IL_UC2BUrbanaChampaign_FINAL.pdf	Map
Northwest Open Access Network	WA	Middle Mile	\$93,910,094.81	\$84,347,997.00	Awarded	http://www.ntia.doc.gov/broadbandgrants/factsheets/WA_NoaNET_FINAL.pdf	Map
Level 3 EON, LLC	CA, OR	Middle Mile	\$3,599,820.00	\$3,291,994.00	Awarded	http://www.ntia.doc.gov/broadbandgrants/factsheets/CA_Level3EON_FINAL.pdf	Map
Level 3 EON, LLC	OK, TX	Middle Mile	\$5,194,691.00	\$4,677,788.00	Awarded	http://www.ntia.doc.gov/broadbandgrants/factsheets/TX_Level3EON_FINAL.pdf	Map
Level 3 EON, LLC	TN	Middle Mile	\$1,349,427.00	\$1,295,738.00	Awarded	http://www.ntia.doc.gov/broadbandgrants/factsheets/TN_Level3EON_FINAL.pdf	Map
Level 3 EON, LLC	FL	Middle Mile	\$2,168,010.00	\$2,066,250.00	Awarded	http://www.ntia.doc.gov/broadbandgrants/factsheets/FL_Level3EON_FINAL.pdf	Map

This information is current as of March 3, 2010 and will be updated as information becomes available.

Org Name	State	Classification	Total Requested Amount	Awarded Amount	Application Status	Link to Fact Sheets	Map Link
Level 3 EON, LLC	GA, SC	Middle Mile	\$1,738,340.00	\$1,427,310.00	Awarded	http://www.ntia.doc.gov/broadbandgrants/factsheets/GA_Level3EON_FINAL.pdf	Map
Navajo Tribal Utility Authority	AZ, CO, GA, MA, NM, UT	Middle Mile	\$34,489,357.00		Pending		Map
ION Hold Co., LLC	NY	Middle Mile	\$39,724,614.00	\$39,724,614.00	Awarded	http://www.ntia.doc.gov/broadbandgrants/BTOPAward_IONHoldCoLLC_121709.pdf	Map
State of Louisiana Board of Regents	LA	Middle Mile	\$110,983,802.00		Pending		Map
North Florida Broadband Authority	FL	Middle Mile	\$30,142,676.00	\$30,142,676.00	Awarded	http://www.ntia.doc.gov/broadbandgrants/factsheets/FL_NoFloridaBBAuth_FINAL.pdf	Map
Executive Office State of West Virginia	WV	Middle Mile	\$126,323,297.00	\$126,323,296.00	Awarded	http://www.ntia.doc.gov/broadbandgrants/factsheets/WV_ExecOfcWestVA_FINAL.pdf	Map
DeKalb County Government	IL	Middle Mile	\$11,864,164.00	\$11,864,164.00	Awarded	http://www.ntia.doc.gov/broadbandgrants/factsheets/BTOP_ILDeKalbCo_021910L.pdf	Map
The Board of Regents of the University of Wisconsin System	WI	Middle Mile	\$6,113,896.00	\$5,106,373	Awarded	http://www.ntia.doc.gov/broadbandgrants/factsheets/WI_MUFN_FINAL.pdf	Map
Contact Network Inc. d/b/a InLine	MS	Last Mile	\$27,817,901.00		Pending		Map
Anniston Fiber Optics, Inc.	AL	Last Mile Non-Remote Area	\$5,097,508.00		Pending		Map
Public Utility District of Pend Oreille County	WA	Last Mile Non-Remote Area	\$27,325,803.00		Pending		Map
City of Richmond	CA	Last Mile	\$6,698,832.00		Pending		Map
DigitalBridge Communications Corp.	ID	Last Mile Non-Remote Area	\$2,096,484.00		Pending		Map

This information is current as of March 3, 2010 and will be updated as information becomes available.

Org Name	State	Classification	Total Requested Amount	Awarded Amount	Application Status	Link to Fact Sheets	Map Link
DigitalBridge Communications Corp.	ID	Last Mile Non-Remote Area	\$1,251,290.00		Pending		Map
DigitalBridge Communications Corp.	ID	Last Mile Non-Remote Area	\$1,446,108.00		Pending		Map
DigitalBridge Communications Corp.	ID	Last Mile Non-Remote Area	\$880,422.00		Pending		Map
DigitalBridge Communications Corp.	ID	Last Mile Non-Remote Area	\$3,270,569.00		Pending		Map
Allegiance Communications	AR, KS, OK, TX	Last Mile Non-Remote Area	\$31,436,003.00		Pending		Map
City of Williamstown	KY	Last Mile Non-Remote Area	\$669,135.00		Pending		Map
Buggs Island Telephone Cooperative	VA	Last Mile Non-Remote Area	\$17,801,420.00		Pending		Map
Pine Telephone Company, Inc.	OK	Last Mile Non-Remote Area	\$9,472,078.00		Pending		Map
Cambridge Housing Authority	MA	Public Computer Center	\$698,924.00	\$698,924.00	Awarded	http://www.ntia.doc.gov/broadbandgrants/factsheets/MA_CambridgeHousing_FINAL.pdf	Not Applicable.
OSHEAN Inc.	RI	Public Computer Center	\$1,245,500.00	\$1,245,500.00	Awarded	http://www.ntia.doc.gov/broadbandgrants/factsheets/OSHEAN_Factsheet.pdf	Not Applicable.
WorkForce West Virginia	WV	Public Computer Center	\$2,105,992.00	\$1,901,600.00	Awarded	http://www.ntia.doc.gov/broadbandgrants/factsheets/WV_Workforce_FINAL.pdf	Not Applicable.
City of Los Angeles	CA	Public Computer Center	\$7,496,157.00	\$7,496,157.00	Awarded	http://www.ntia.doc.gov/broadbandgrants/LA_BTOP_Factsheet_FINAL.pdf	Not Applicable.
Tincan	WA	Public Computer Center	\$1,283,723.00	\$1,283,641.00	Awarded	http://www.ntia.doc.gov/broadbandgrants/BTOPAward_TINCANWA_121709.pdf	Not Applicable.

This information is current as of March 3, 2010 and will be updated as information becomes available.

Org Name	State	Classification	Total Requested Amount	Awarded Amount	Application Status	Link to Fact Sheets	Map Link
SC STATE BOARD FOR TECHNICAL AND COMPREHENSIVE EDUCATION	SC	Public Computer Center	\$5,903,040.00	\$5,903,040.00	Awarded	http://www.ntia.doc.gov/broadbandgrants/factsheets/SC_State_Board_Factsheet.pdf	Not Applicable.
Mission Economic Development Agency	AZ, CA, CO, ID, KS, MD, MN, MO, NM, PA, TX	Public Computer Center	\$3,724,128.00		Pending		Not Applicable.
Mitchell County Historic Courthouse Foundation	NC	Public Computer Center	\$239,194.00	\$239,194.00	Awarded	http://www.ntia.doc.gov/broadbandgrants/factsheets/NC_MitchellCounty_FINAL.pdf	Not Applicable.
Regents of the University of Minnesota	MN	Public Computer Center	\$2,862,334.00	\$2,862,333.00	Awarded	http://www.ntia.doc.gov/broadbandgrants/BTOPAward_RegentsofUnivMinnesota_121709.pdf	Not Applicable.
State Library of Louisiana	LA	Public Computer Center	\$8,798,081.00	\$8,797,668.00	Awarded	http://www.ntia.doc.gov/broadbandgrants/factsheets/LA_StateLibroLA_FINAL.pdf	Not Applicable.
City of Boston	MA	Public Computer Center	\$1,744,084.00	\$1,906,439.00	Awarded	http://www.ntia.doc.gov/broadbandgrants/BTOPAward_CityofBoston_121709.pdf	Not Applicable.
New York State Education Department	NY	Public Computer Center	\$10,521,150.00	\$9,521,150.00	Awarded	http://www.ntia.doc.gov/broadbandgrants/factsheets/NY_NY_StateEdDept_FINAL.pdf	Not Applicable.
Deaf Action Center of Louisiana	AL, CA, LA, TX	Public Computer Center	\$1,381,252.00	\$1,380,513.00	Awarded	http://www.ntia.doc.gov/broadbandgrants/factsheets/LA_DeafActionCenter_FINAL.pdf	Not Applicable.
Coppin State University	MD	Public Computer Center	\$932,116.00	\$932,116.00	Awarded	http://www.ntia.doc.gov/broadbandgrants/factsheets/MD_Coppin_State_FINAL.pdf	Not Applicable.
Housing Authority of the County of San Bernardino	CA	Public Computer Center	\$1,239,980.00	\$1,239,980.00	Awarded	http://www.ntia.doc.gov/broadbandgrants/factsheets/CA_Housing_Auth_San_Bernardino_FINAL.pdf	Not Applicable.
Michigan State University	MI	Public Computer Center	\$896,114.00	\$895,482.00	Awarded	http://www.ntia.doc.gov/broadbandgrants/factsheets/MichiganStateUniversity_Factsheet_LES_011910.pdf	Not Applicable.
Fayetteville State University	NC	Public Computer Center	\$1,026,074.00		Pending		Not Applicable.
Santa Fe Civic Housing Authority	NM	Public Computer Center	\$177,600.00	\$176,400.00	Awarded	http://www.ntia.doc.gov/broadbandgrants/factsheets/NM_SantaFeHousing_FINAL.pdf	Not Applicable.

This information is current as of March 3, 2010 and will be updated as information becomes available.

Org Name	State	Classification	Total Requested Amount	Awarded Amount	Application Status	Link to Fact Sheets	Map Link
Arizona State Library Archives and Public Records	AZ	Public Computer Center	\$1,280,118.00	\$1,278,528.00	Awarded	http://www.ntia.doc.gov/broadbandgrants/BTOPAward_ArizonaStateLibrary_121709.pdf	<i>Not Applicable.</i>
Las Vegas-Clark County Urban League	NV	Public Computer Center	\$5,304,753.00	\$4,680,963	Awarded	http://www.ntia.doc.gov/broadbandgrants/factsheets/NV_LasVegas-ClarkCo_FINAL.pdf	<i>Not Applicable.</i>
One Economy Corporation	AL, CA, CO, CT, DC, FL, GA, IL, IN, KS, KY, LA, MD, MA, MI, MN, MS, NJ, NM, NY, NC, OH, OK, OR, PA, SC, SD, TN, TX, VA, WA, WV, WI	Sustainable Broadband Adoption	\$45,527,735		Pending		<i>Not Applicable.</i>
Vermont Council on Rural Development	VT	Sustainable Broadband Adoption	\$2,525,675.00		Pending		<i>Not Applicable.</i>
California Emerging Technology Fund	CA	Sustainable Broadband Adoption	\$7,251,295.00	\$7,251,295.00	Awarded	http://www.ntia.doc.gov/broadbandgrants/factsheets/CETF_BTOP_Factsheet_FINAL.pdf	<i>Not Applicable.</i>
C. K. Blandin Foundation	MN	Sustainable Broadband Adoption	\$4,858,219.00		Pending		<i>Not Applicable.</i>
School Board of Miami-Dade County	FL	Sustainable Broadband Adoption	\$3,473,506.00	\$3,473,498.00	Awarded	http://www.ntia.doc.gov/broadbandgrants/factsheets/FL_Miami-DadeCounty_FINAL.pdf	<i>Not Applicable.</i>
New Mexico State Library	NM	Sustainable Broadband Adoption	\$1,457,488.00	\$1,457,488.00	Awarded	http://www.ntia.doc.gov/broadbandgrants/BTOPAward_NewMexicoStateLibrary_121709.pdf	<i>Not Applicable.</i>
Tincan	WA	Sustainable Broadband Adoption	\$990,591.00	\$980,591.00	Awarded	http://www.ntia.doc.gov/broadbandgrants/BTOPAward_TINCANWA_121709.pdf	<i>Not Applicable.</i>
Future Generations Graduate School	WV	Sustainable Broadband Adoption	\$6,007,655.00	\$4,461,874.00	Awarded	http://www.ntia.doc.gov/broadbandgrants/factsheets/WV_FutureGenerations_FINAL.pdf	<i>Not Applicable.</i>
SmartChicago Sustainable Broadband Adoption	IL	Sustainable Broadband Adoption	\$7,475,600.00		Pending		<i>Not Applicable.</i>

This information is current as of March 3, 2010 and will be updated as information becomes available.

Org Name	State	Classification	Total Requested Amount	Awarded Amount	Application Status	Link to Fact Sheets	Map Link
Department of Information Technology and Telecommunications	NY	Sustainable Broadband Adoption	\$28,208,965.00		Pending		<i>Not Applicable.</i>
University of Massachusetts Lowell	MA	Sustainable Broadband Adoption	\$783,094.00	\$783,094.00	Awarded	http://www.ntia.doc.gov/broadbandgrants/factsheets/UMassLowell_BTOP_Factsheet_LES_011910.pdf	<i>Not Applicable.</i>
OneCommunity	FL, KY, MI, MN, MS, OH, SD	Sustainable Broadband Adoption	\$25,352,770.00	\$18,701,771.00	Awarded	http://www.ntia.doc.gov/broadbandgrants/factsheets/OH_OneCommunity_FINAL.pdf	<i>Not Applicable.</i>
Computers for Youth, Inc.	CA	Sustainable Broadband Adoption	\$9,917,223		Pending		<i>Not Applicable</i>

Section 2: Q&A

Q: Why does this information matter?

A: To maximize the impact of Recovery Act investments, NTIA will not fund specific facilities in specific locations that duplicate facilities in specific locations funded by BIP or BTOP in Round 1.

In light of the March 15, 2010 deadline for Round 2 Public Computer Center and Sustainable Broadband Adoption applications, and March 26, 2010 deadline for Comprehensive Community Infrastructure applications, NTIA is posting this information to advise Round 2 applicants of the service areas of Round 1 applications that have already been granted as well as Round 1 applications that remain pending.

Round 2 applicants should utilize this information in developing their project service areas.

Note that the prohibition on funding duplicate facilities does not mean that a project proposed for a service area that is within a service area of a Round 1 award is automatically disqualified. NTIA will consider infrastructure projects that seek to provide service in a proposed funded service area that overlaps with part of a funded service area of a granted project, so long as the proposal would not duplicate specific facilities at specific locations. For example, even though West Virginia received a very broad infrastructure grant in Round 1, NTIA will consider Round 2 infrastructure applications related to West Virginia that do not duplicate specific facilities in specific locations.

In addition, NTIA may grant a Sustainable Broadband Adoption application in an area to be served by a previously granted infrastructure project. Similarly, NTIA may grant two separate Public Computing Centers grants in a single city, as long as the projects are separate and do not propose duplicative spending.

Q: What if my proposed project involves areas contained in the granted or pending list?

A: If your potential Round 2 BTOP application contains a geographic area potentially covered by a Round 1 award or still pending application, you may wish to consider the following actions to ensure that you do not seek funding for facilities that are funded in Round 1:

1. Review the Round 1 project's executive summary available in the Applications Database on BroadbandUSA.gov.
2. Contact the Round 1 applicant or awardee using the information available on BroadbandUSA.gov to get more detail on the specific facilities and locations contained in its planned or proposed project.
3. Draft your Round 2 application to remove any portion thereof that substantially duplicates the construction of facilities in specific locations previously or potentially funded by NTIA or RUS.

Please note that if a Round 2 application contains duplication of facilities ultimately funded in Round 1, NTIA reserves the right to discuss with the applicant specific modifications to the application to resolve any differences that may exist between the applicant's request and NTIA's determination of eligible

costs and funding priorities. However, applicants should craft their Round 2 applications carefully and should not assume that any post-filing modifications will be available.

Q: Should I use this spreadsheet if I am planning to file a BIP Round 2 application?

A: The information contained in this spreadsheet may help inform potential Round 2 BIP applicants, especially to the extent their applications involve Middle Mile infrastructure.

Q: If my application is not on the granted or pending list, does it mean it has been denied?

A: The list contains all granted and pending applications for all BTOP projects. If your BTOP application is not on the granted or pending list, it has been denied. The status of these applications, and all other applications, is maintained on the Applications Database on BroadbandUSA.gov and is updated regularly. For BTOP, application status on BroadbandUSA.gov generally lags a few business days after mailing of letters to applicants.

Q: Are the pending applications going to be awarded?

A: The applications listed as pending are currently in BTOP due diligence review. NTIA will not determine whether to fund these applications until that review is completed.

Q: Why aren't geographic areas provided for Sustainable Broadband Adoption and Public Computer Centers applications?

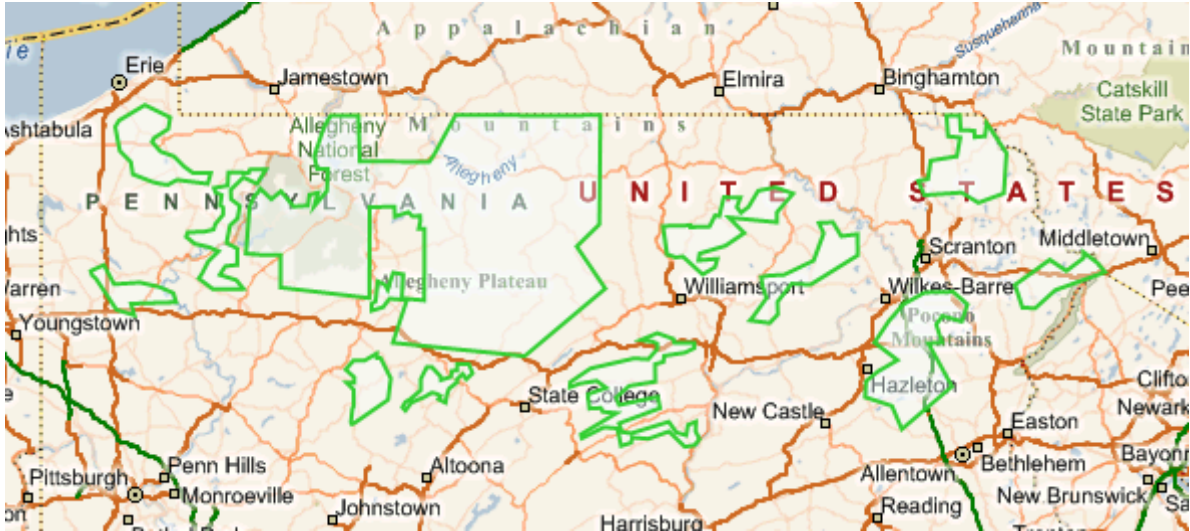
A: Sustainable Broadband Adoption and Public Computer Center applicants were not required to provide proposed funded service area maps with their Round 1 applications. Nonetheless we want to avoid funding SBA or PCC projects that are duplicative of Round 1 awards.

Accordingly, potential Sustainable Broadband Adoption or Public Computer Centers Round 2 applicants should read a project's executive summary to obtain more information about the area(s) covered by pending and awarded Round 1 SBA and PCC applications. These executive summaries are contained in the Applications Database on BroadbandUSA.gov.

Section 3: Infrastructure Maps – Awardees & Pending Applications

Executive Office of the Commonwealth of Pennsylvania (Office of Administration) (PA)

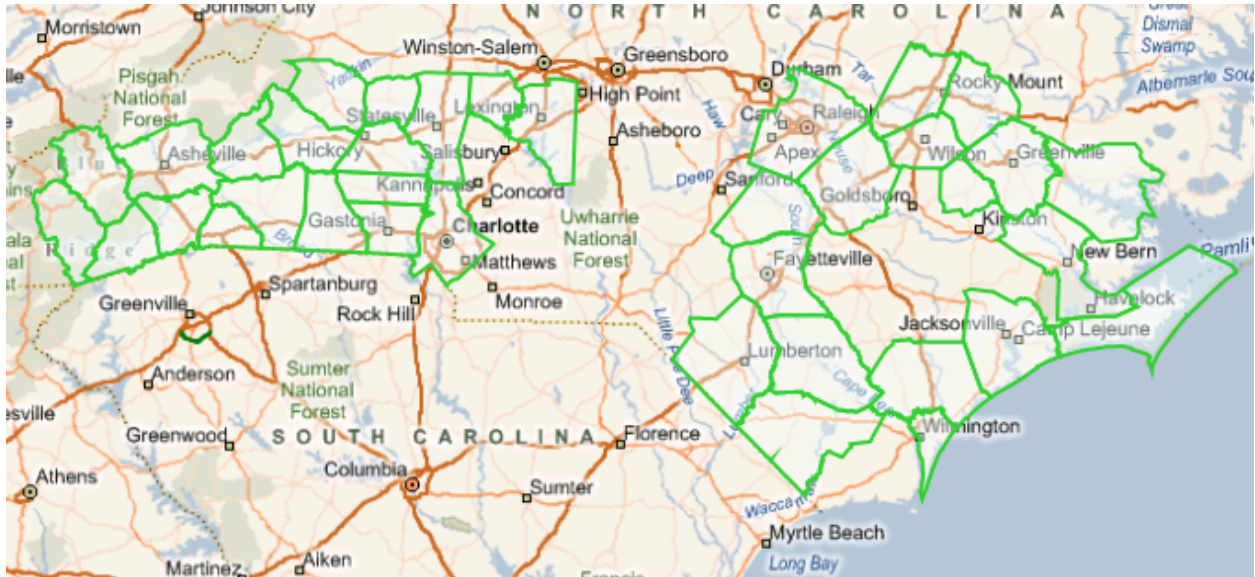
[Return to Table](#)



This information is current as of March 3, 2010 and will be updated as information becomes available.

MCNC (NC)

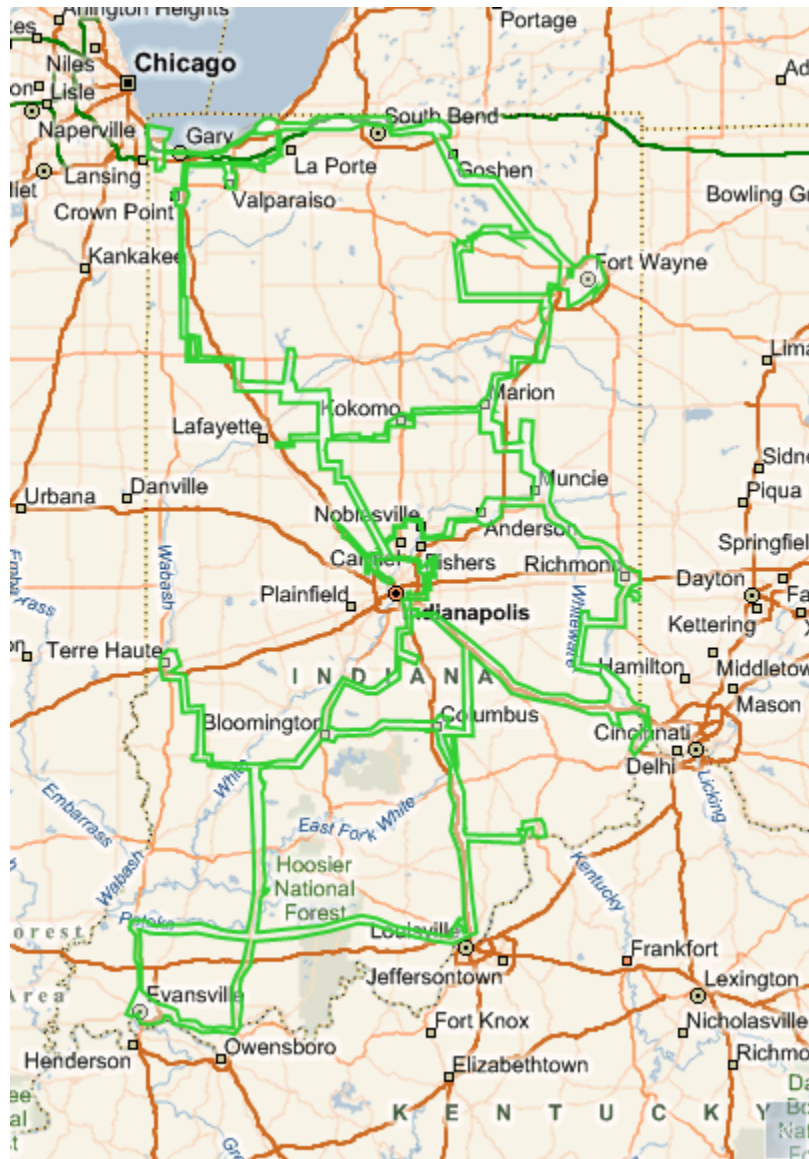
[Return to Table](#)



This information is current as of March 3, 2010 and will be updated as information becomes available.

Zayo Bandwidth, LLC (IN)

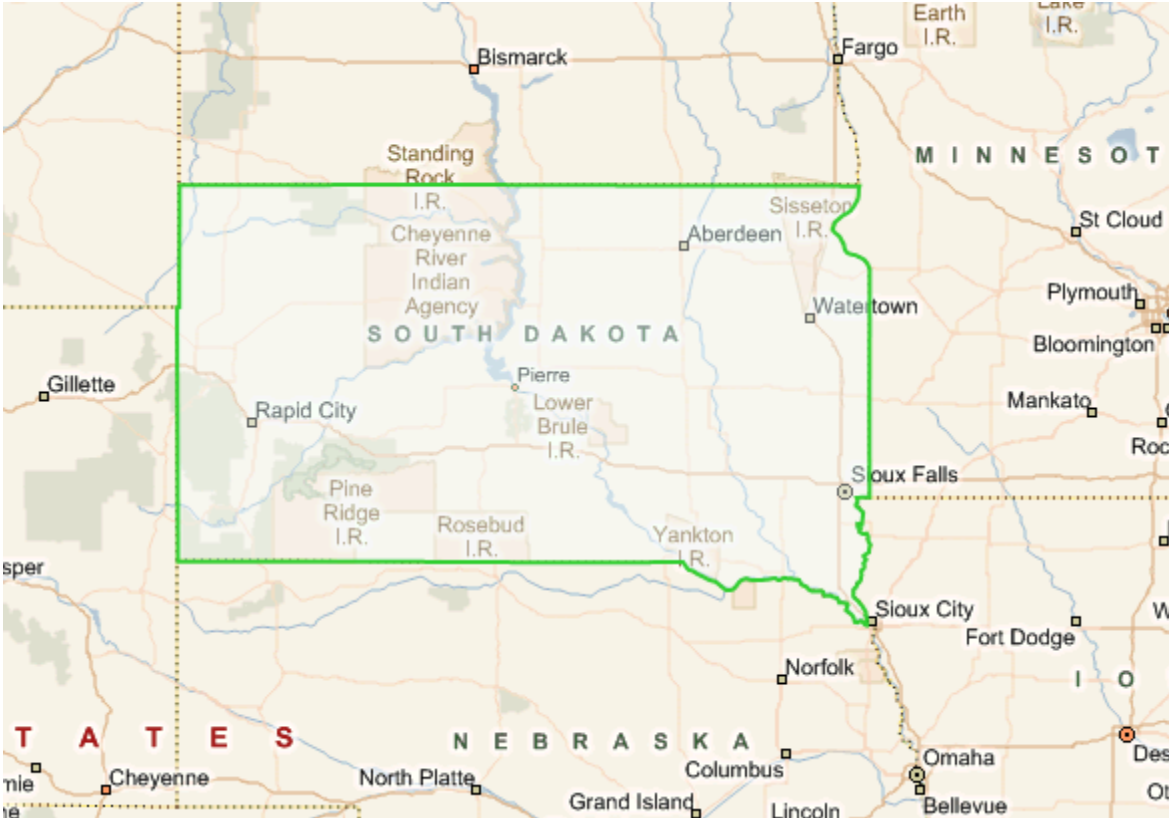
[Return to Table](#)



This information is current as of March 3, 2010 and will be updated as information becomes available.

South Dakota Network, LLC (SD)

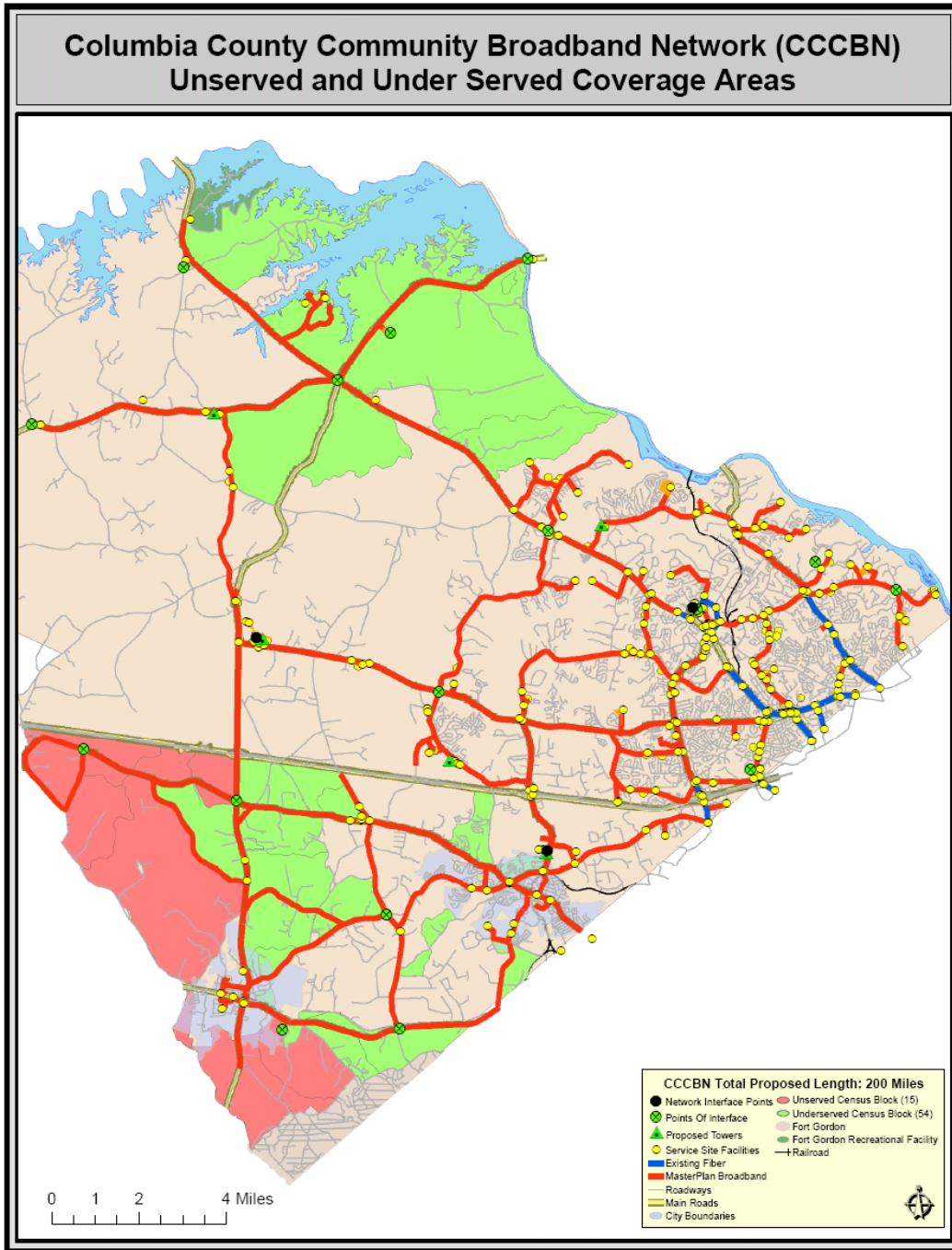
[Return to Table](#)



This information is current as of March 3, 2010 and will be updated as information becomes available.

Columbia County Georgia IT (GA)

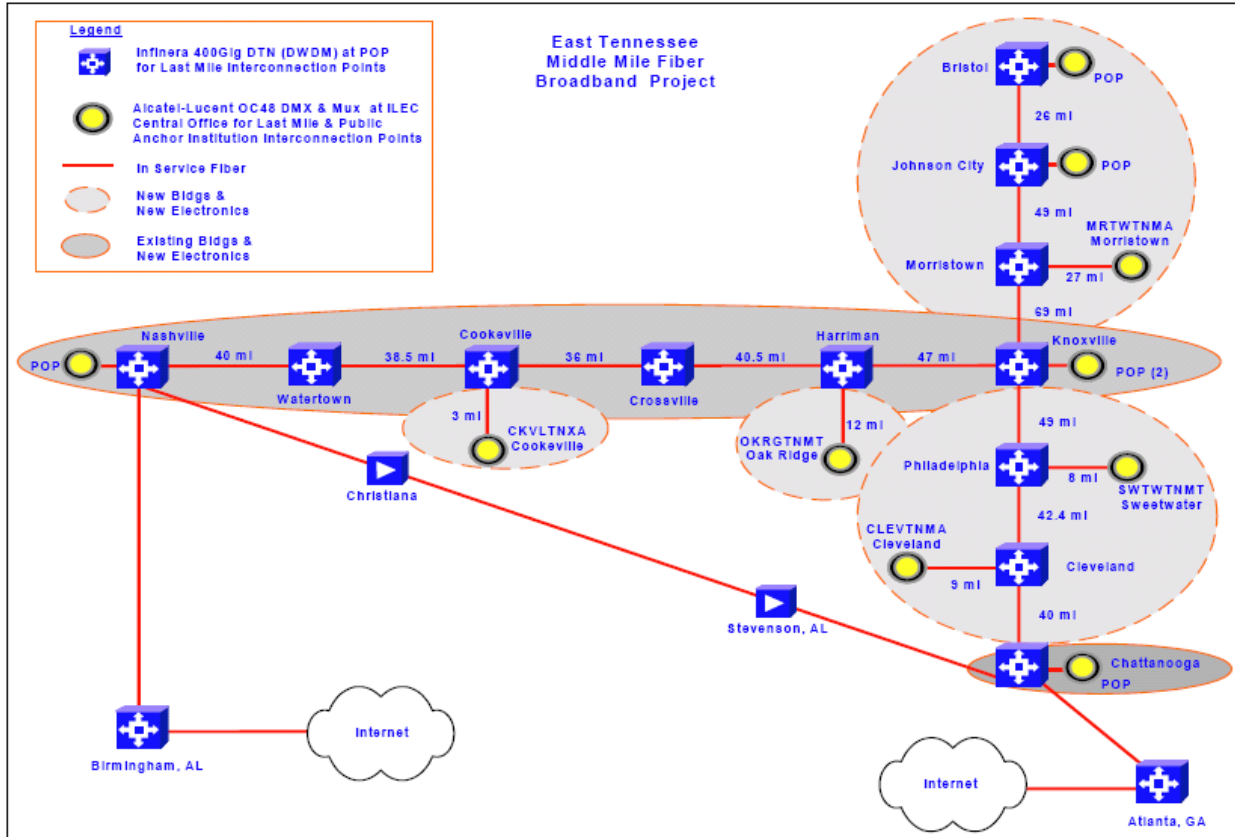
[Return to Table](#)



This information is current as of March 3, 2010 and will be updated as information becomes available.

DeltaCom, Inc. (TN)

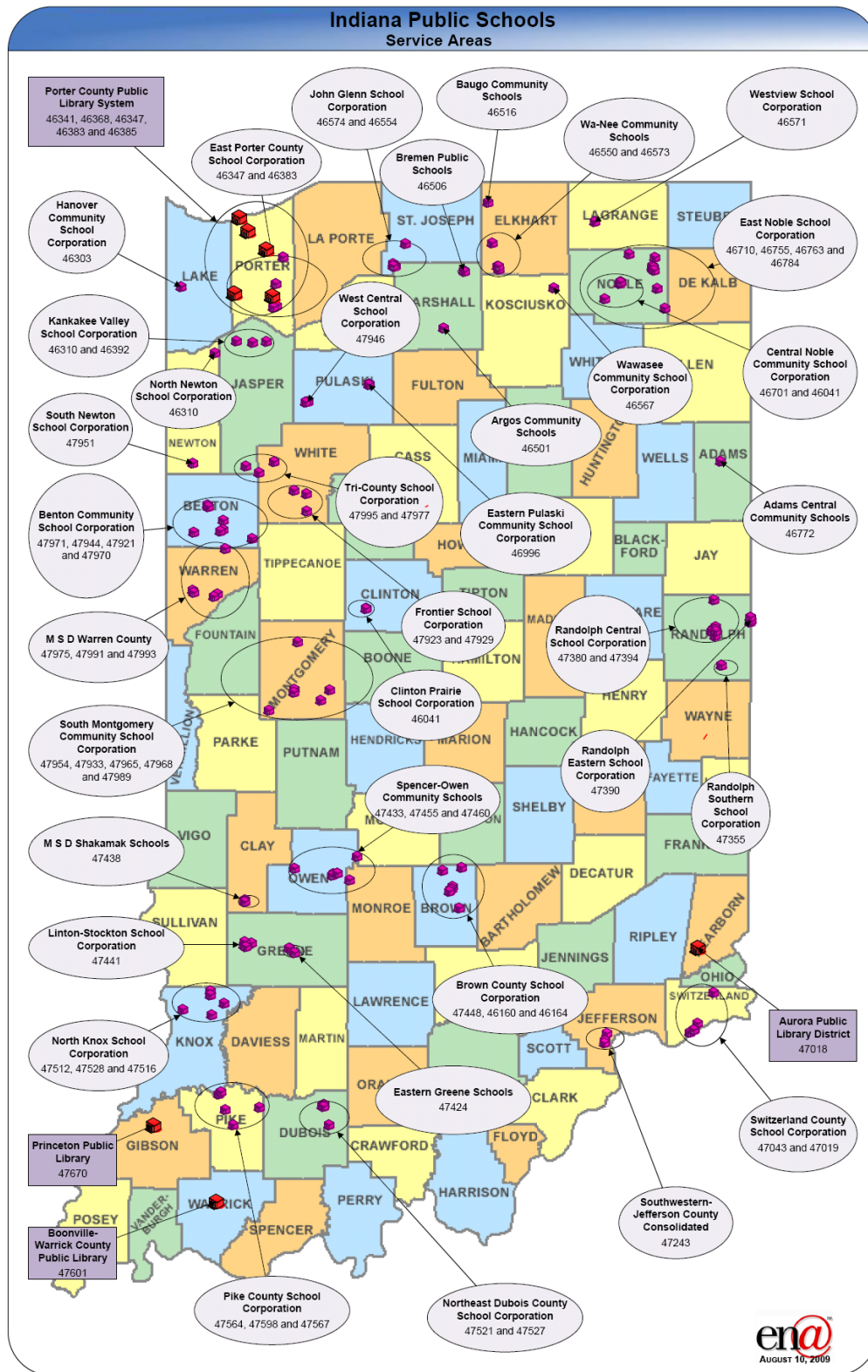
[Return to Table](#)



This information is current as of March 3, 2010 and will be updated as information becomes available.

Education Networks of America, Inc. (IN)

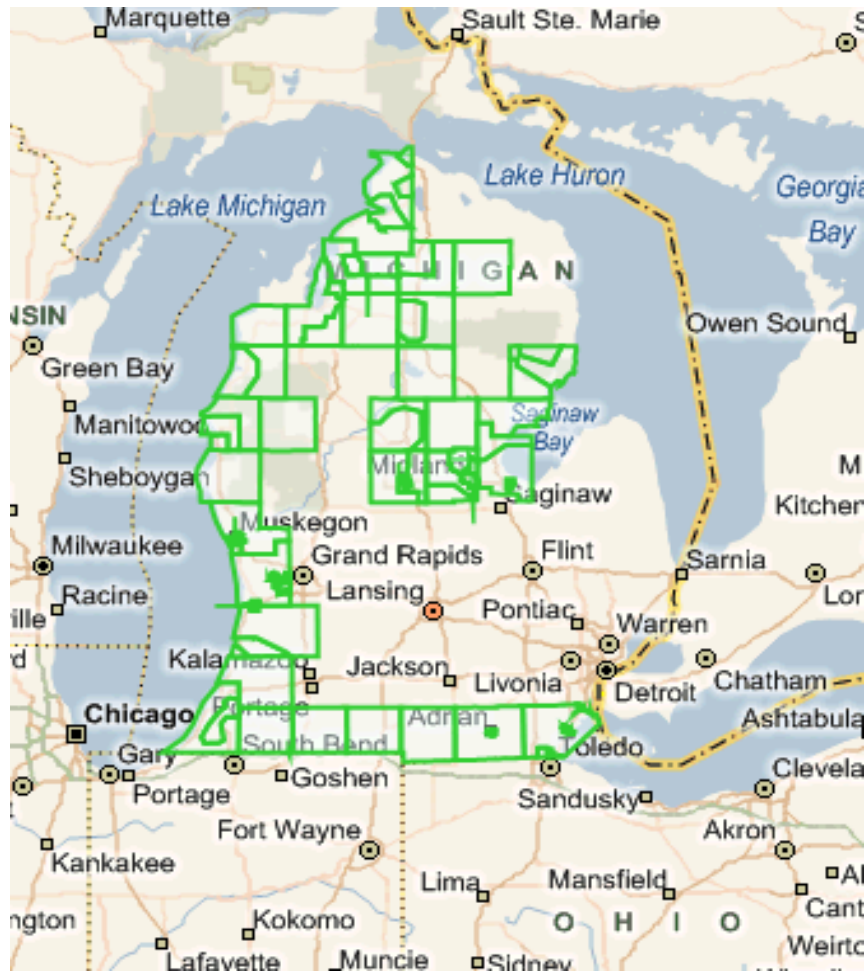
[Return to Table](#)



This information is current as of March 3, 2010 and will be updated as information becomes available.

Merit Network Inc. (MI)

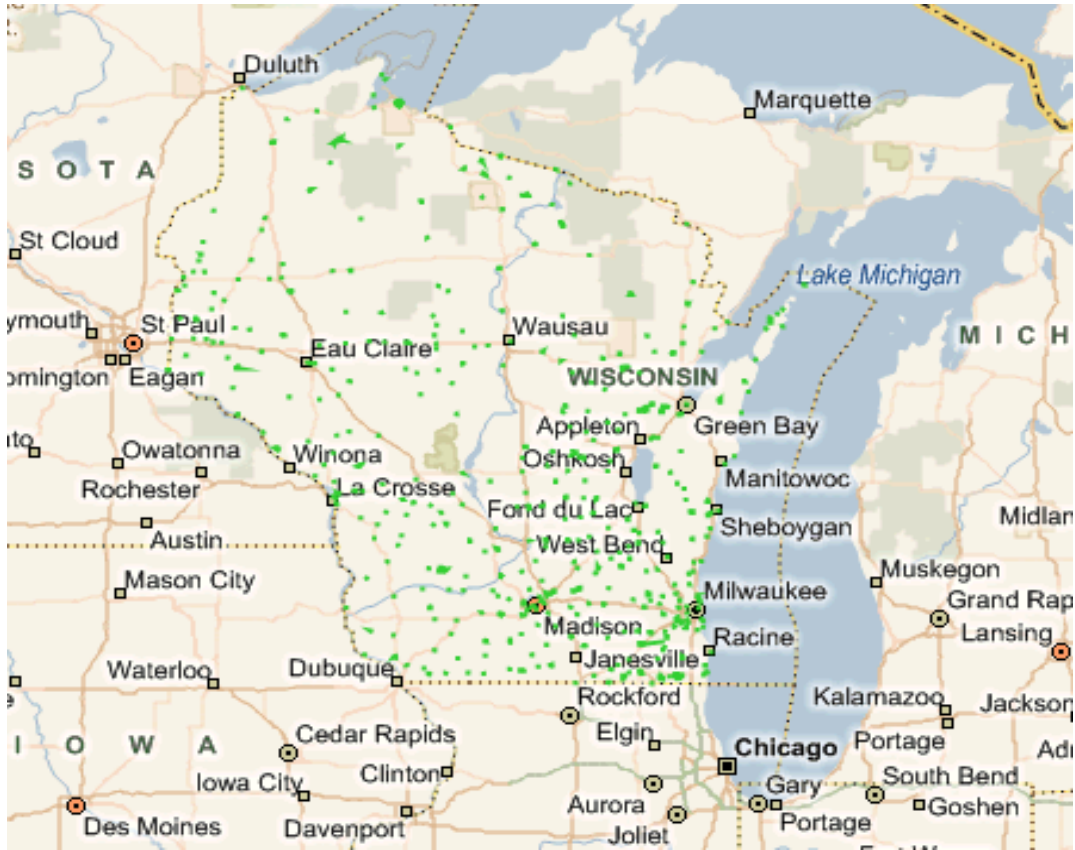
[Return to Table](#)



This information is current as of March 3, 2010 and will be updated as information becomes available.

State of Wisconsin Department of Administration (WI)

[Return to Table](#)



This information is current as of March 3, 2010 and will be updated as information becomes available.

Virginia Tech Foundation, Inc. (VA)

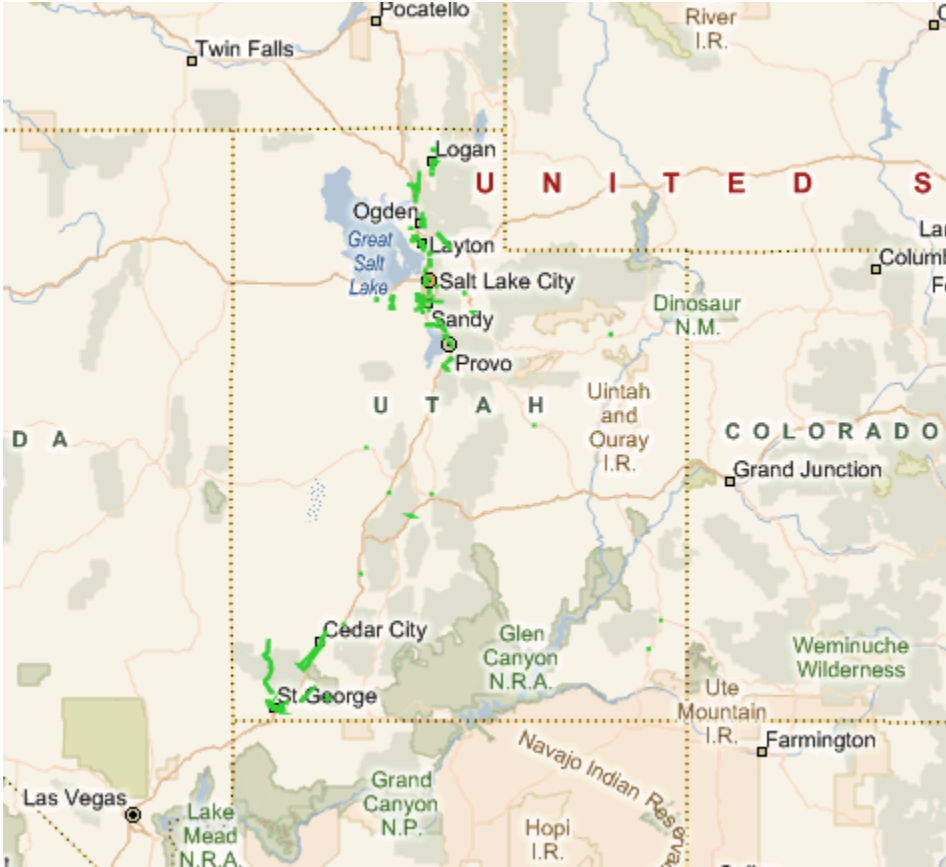
[Return to Table](#)



This information is current as of March 3, 2010 and will be updated as information becomes available.

University of Utah (UT)

[Return to Table](#)



This information is current as of March 3, 2010 and will be updated as information becomes available.

Level 3 EON, LLC (KS, MO)

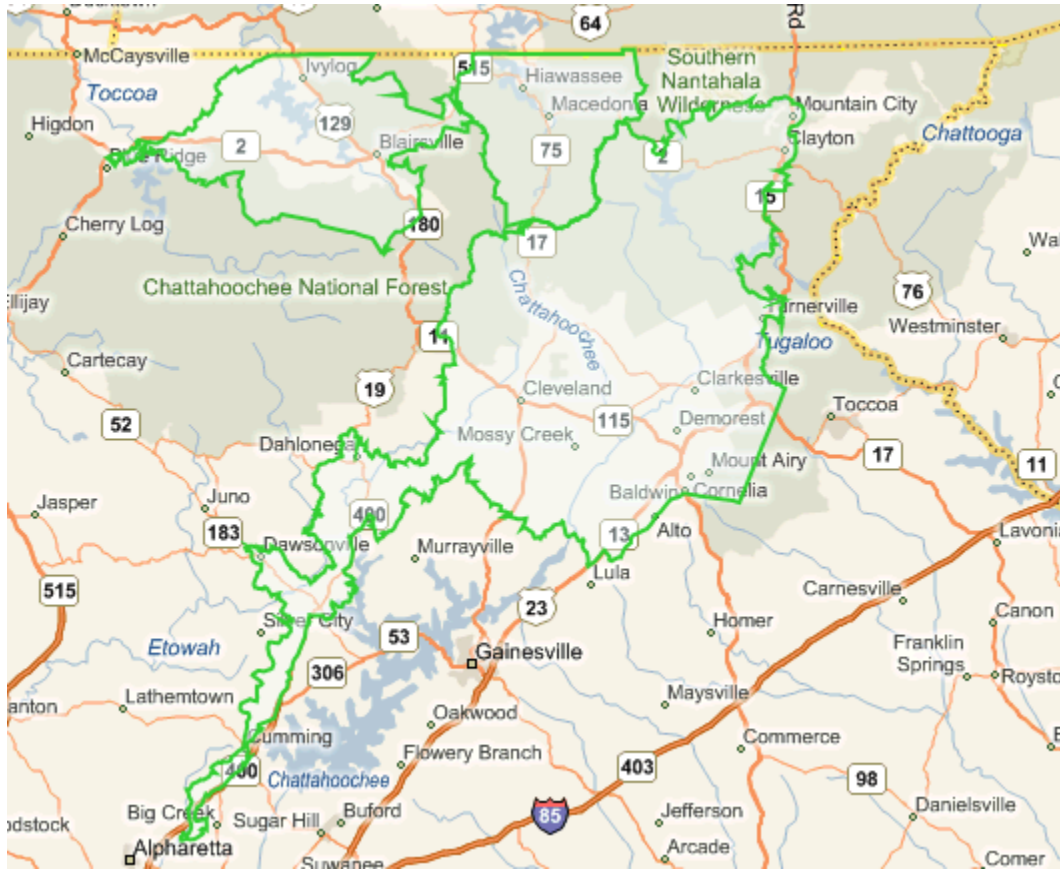
[Return to Table](#)



This information is current as of March 3, 2010 and will be updated as information becomes available.

North Georgia Network Cooperative Inc (GA)

[Return to Table](#)



This information is current as of March 3, 2010 and will be updated as information becomes available.

Critical Hub Networks, Inc. (PR)

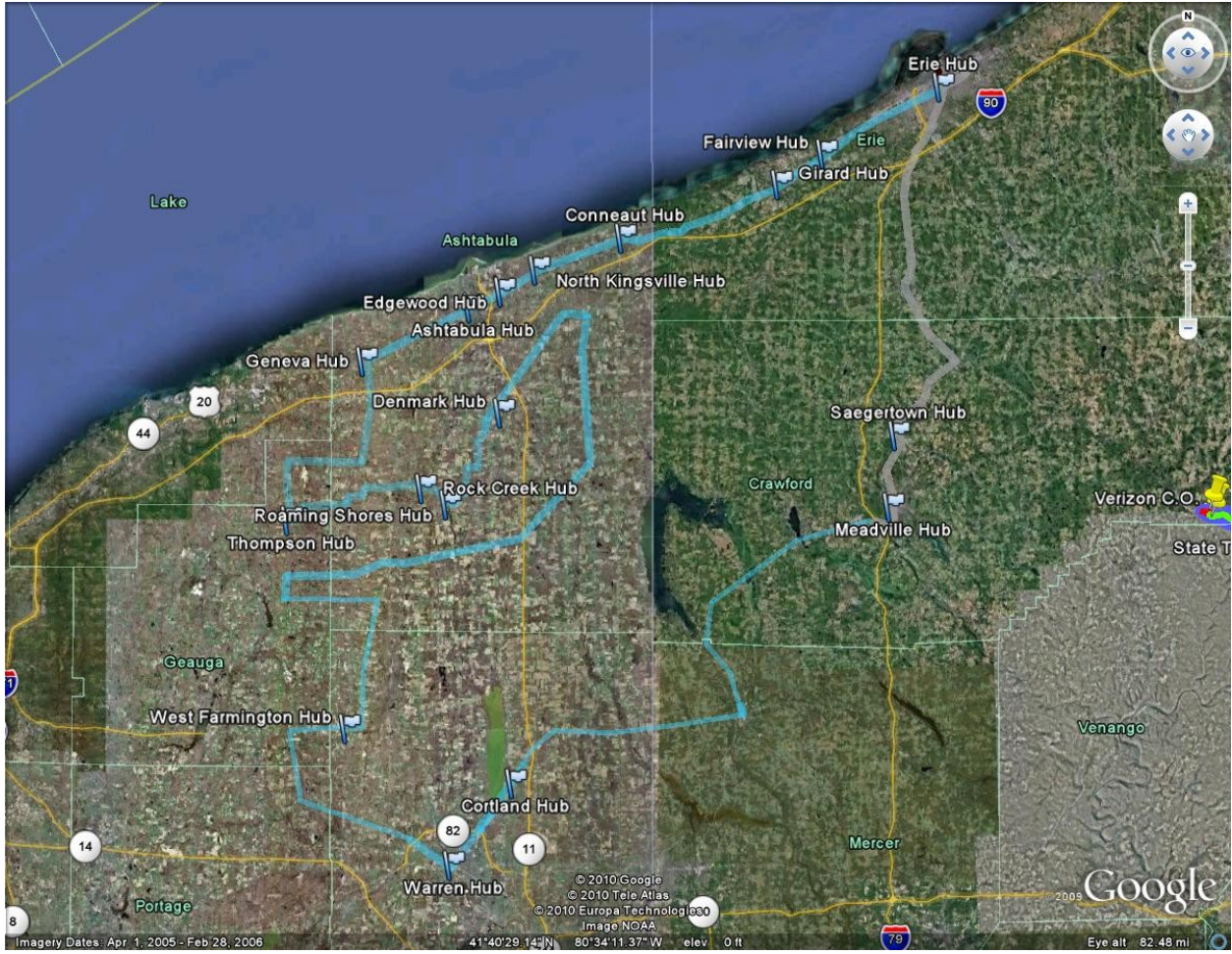
[Return to Table](#)



This information is current as of March 3, 2010 and will be updated as information becomes available.

Zito Media Communications II, LLC (OH, PA)

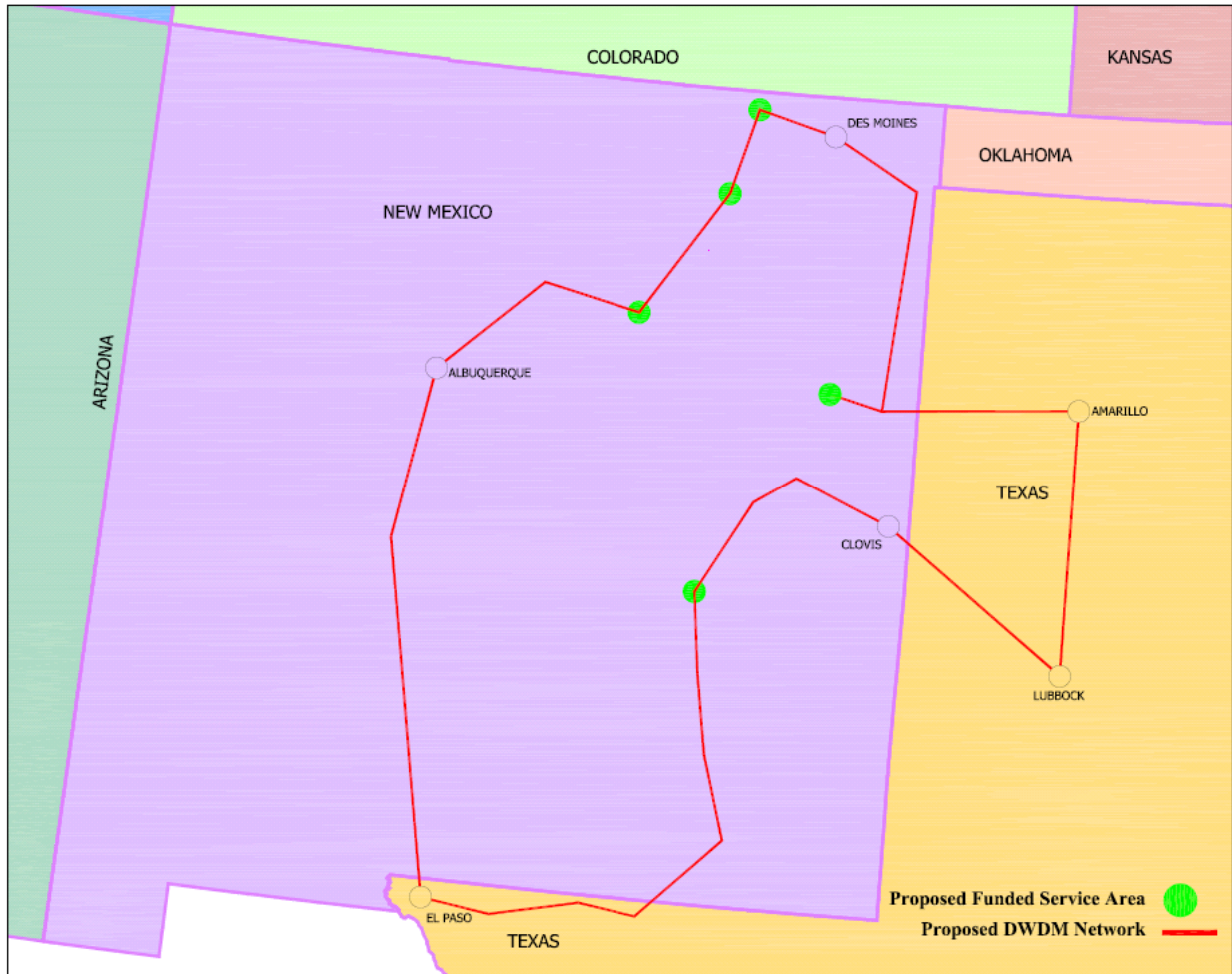
[Return to Table](#)



This information is current as of March 3, 2010 and will be updated as information becomes available.

ENMR Telephone Cooperative, Inc. dba ENMR-Plateau (NM)

[Return to Table](#)



This information is current as of March 3, 2010 and will be updated as information becomes available.

First Step Internet, LLC (ID)

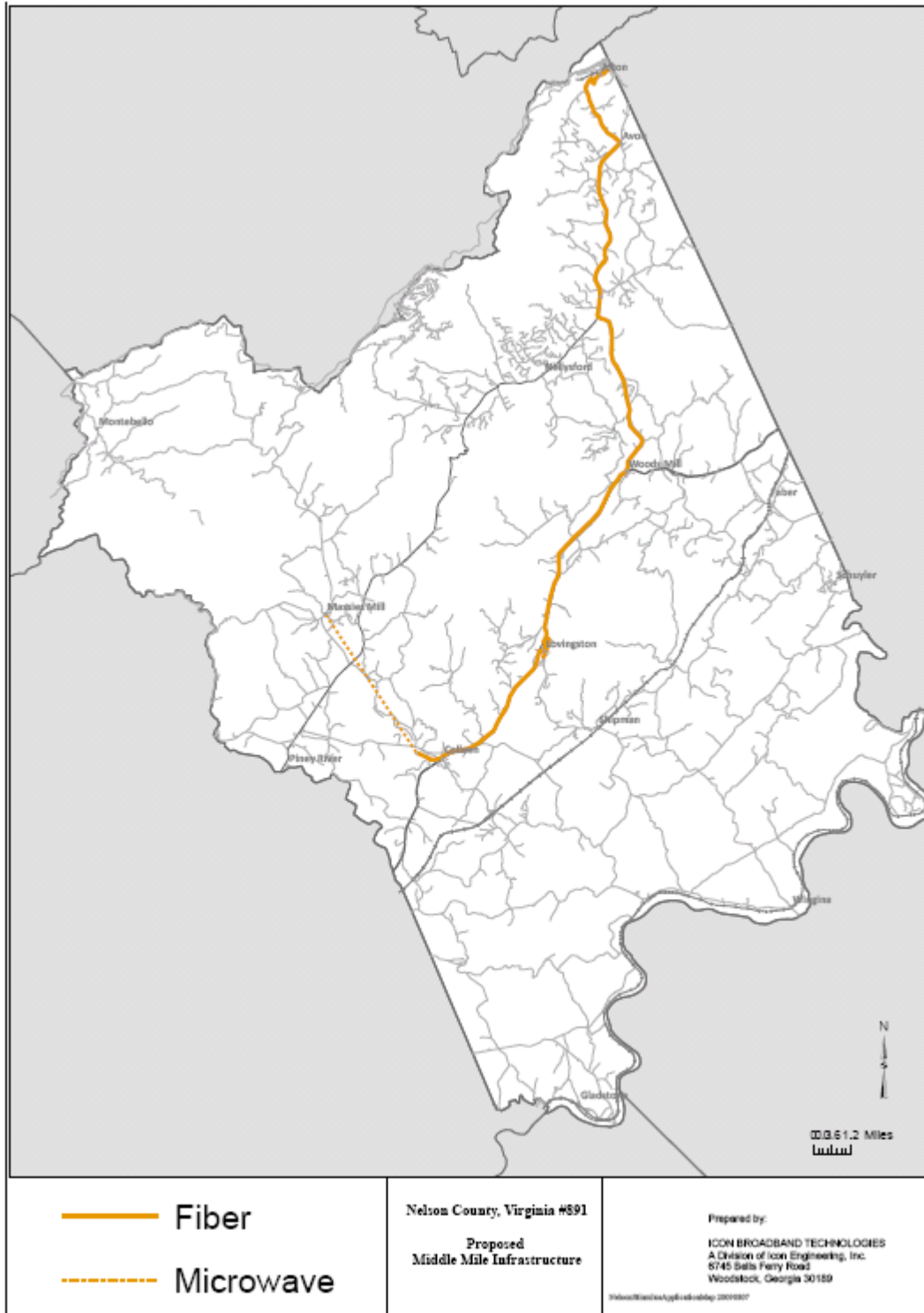
[Return to Table](#)



This information is current as of March 3, 2010 and will be updated as information becomes available.

Nelson County Virginia (VA)

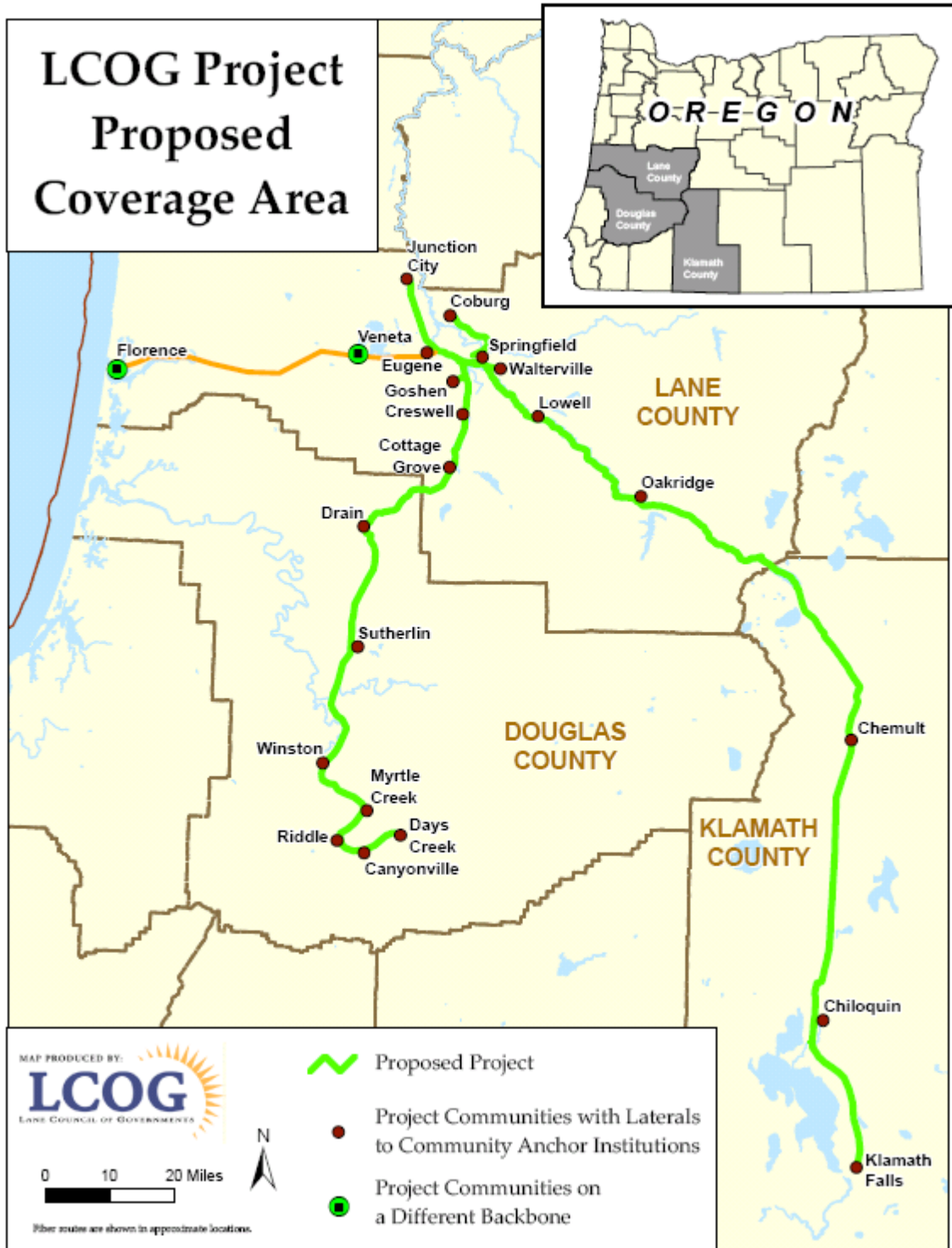
[Return to Table](#)



This information is current as of March 3, 2010 and will be updated as information becomes available.

Lane Council of Governments (OR)

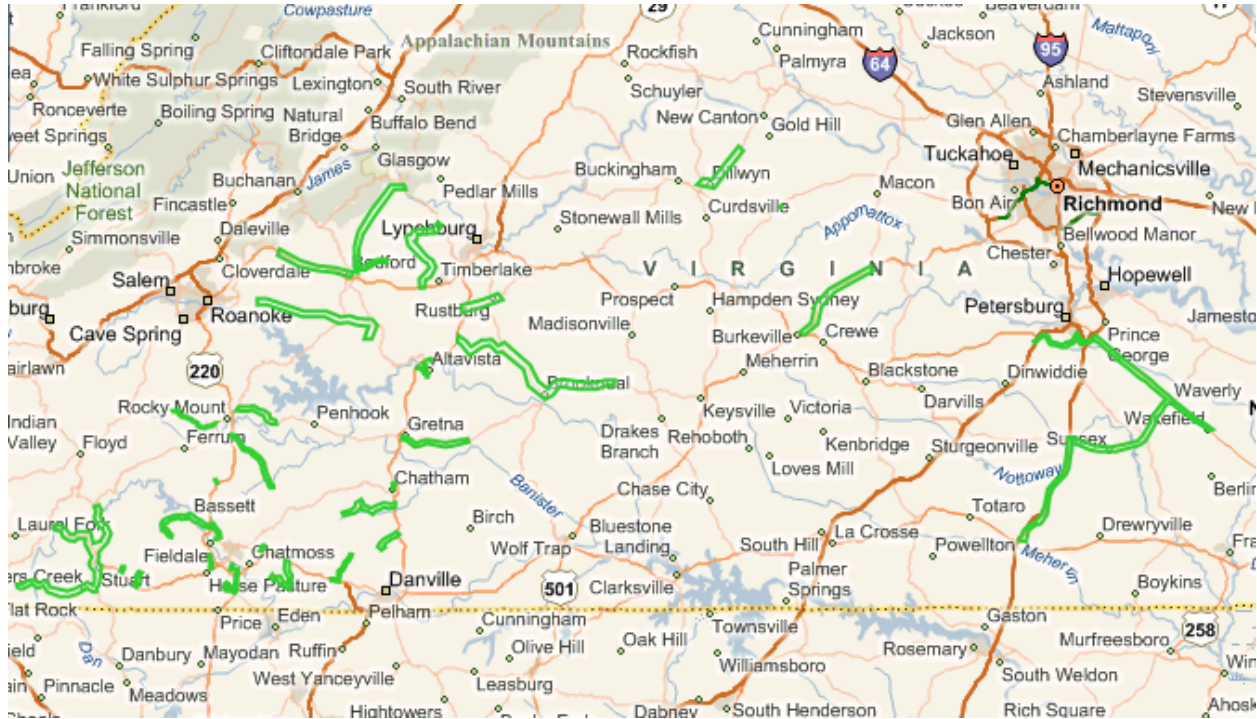
[Return to Table](#)



This information is current as of March 3, 2010 and will be updated as information becomes available.

Mid-Atlantic Broadband Cooperative (VA)

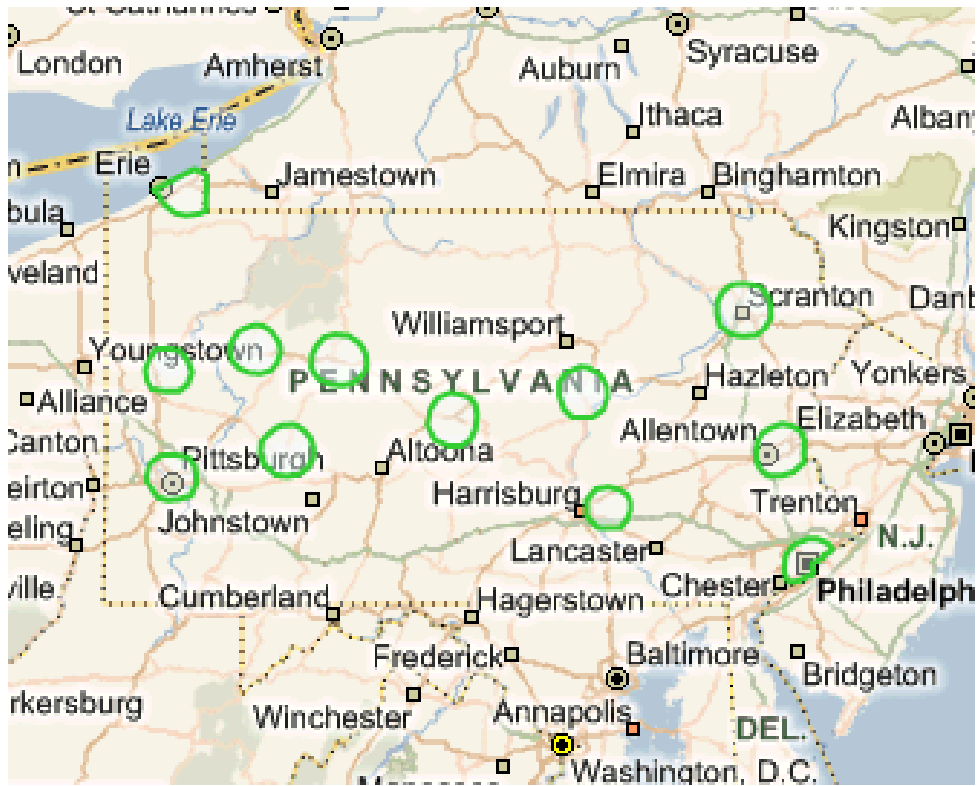
[Return to Table](#)



This information is current as of March 3, 2010 and will be updated as information becomes available.

Keystone Initiative for Network Based Education and Research (PA)

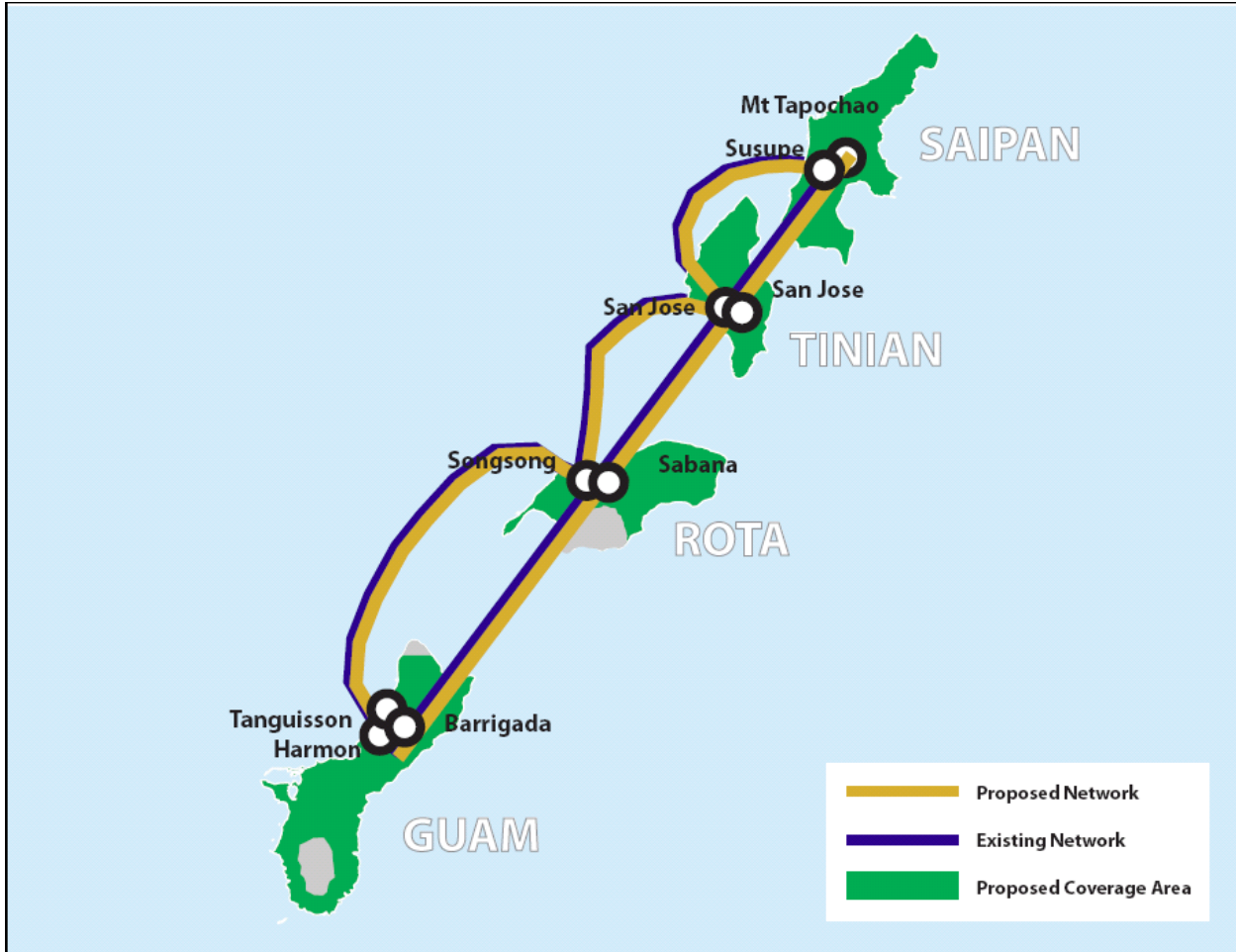
[Return to Table](#)



This information is current as of March 3, 2010 and will be updated as information becomes available.

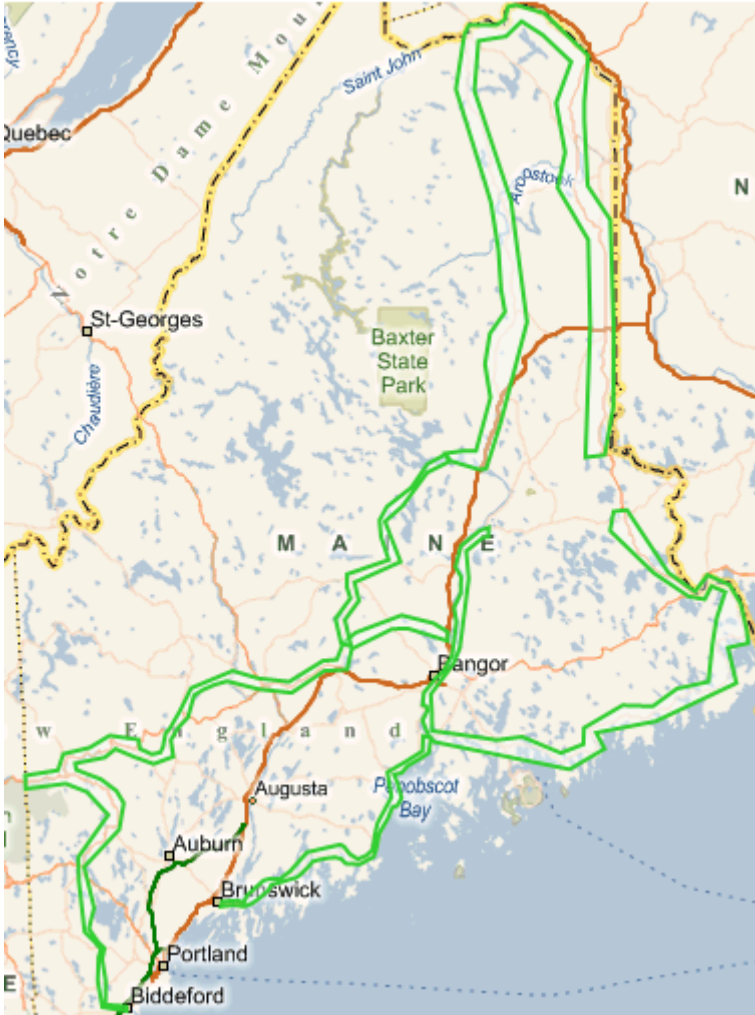
IT&E (GU, MP)

[Return to Table](#)



Biddeford Internet Corp. (d.b.a. GWI) (ME)

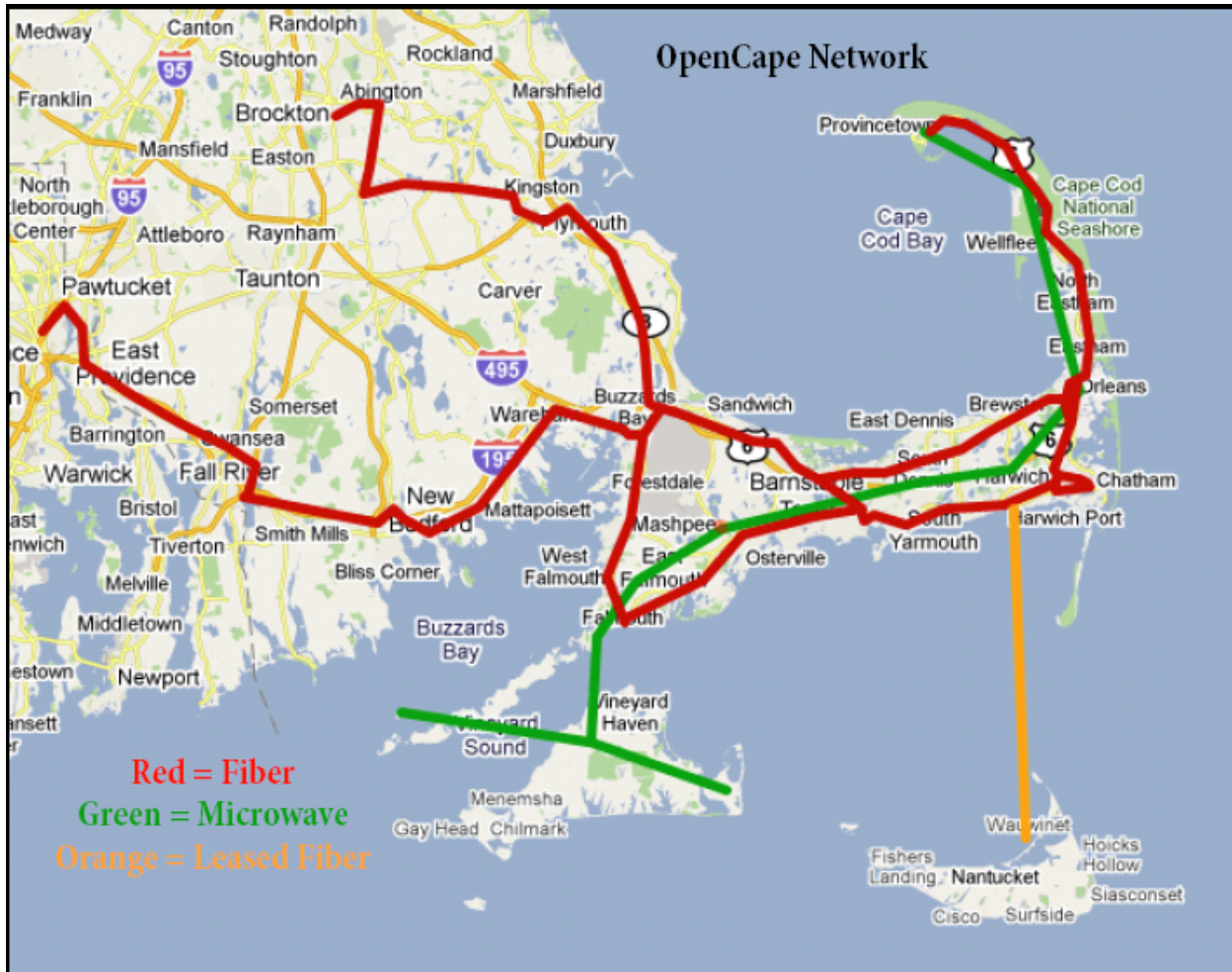
[Return to Table](#)



This information is current as of March 3, 2010 and will be updated as information becomes available.

OpenCape Corporation (MA)

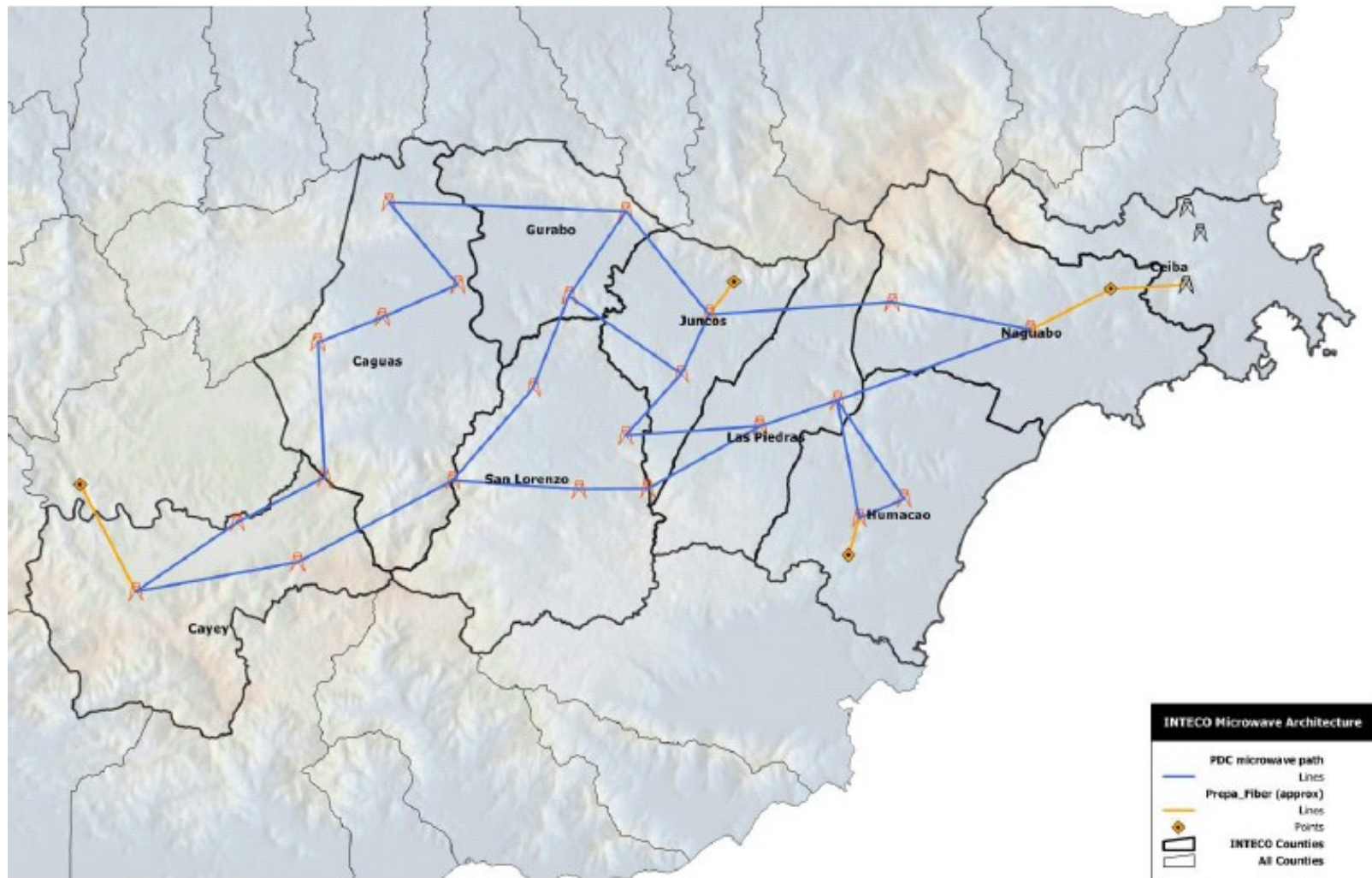
[Return to Table](#)



This information is current as of March 3, 2010 and will be updated as information becomes available.

Iniciativa Tecnológica Centro Oriental, Inc.(INTECO, Inc. by its Spanish acronym) (PR)

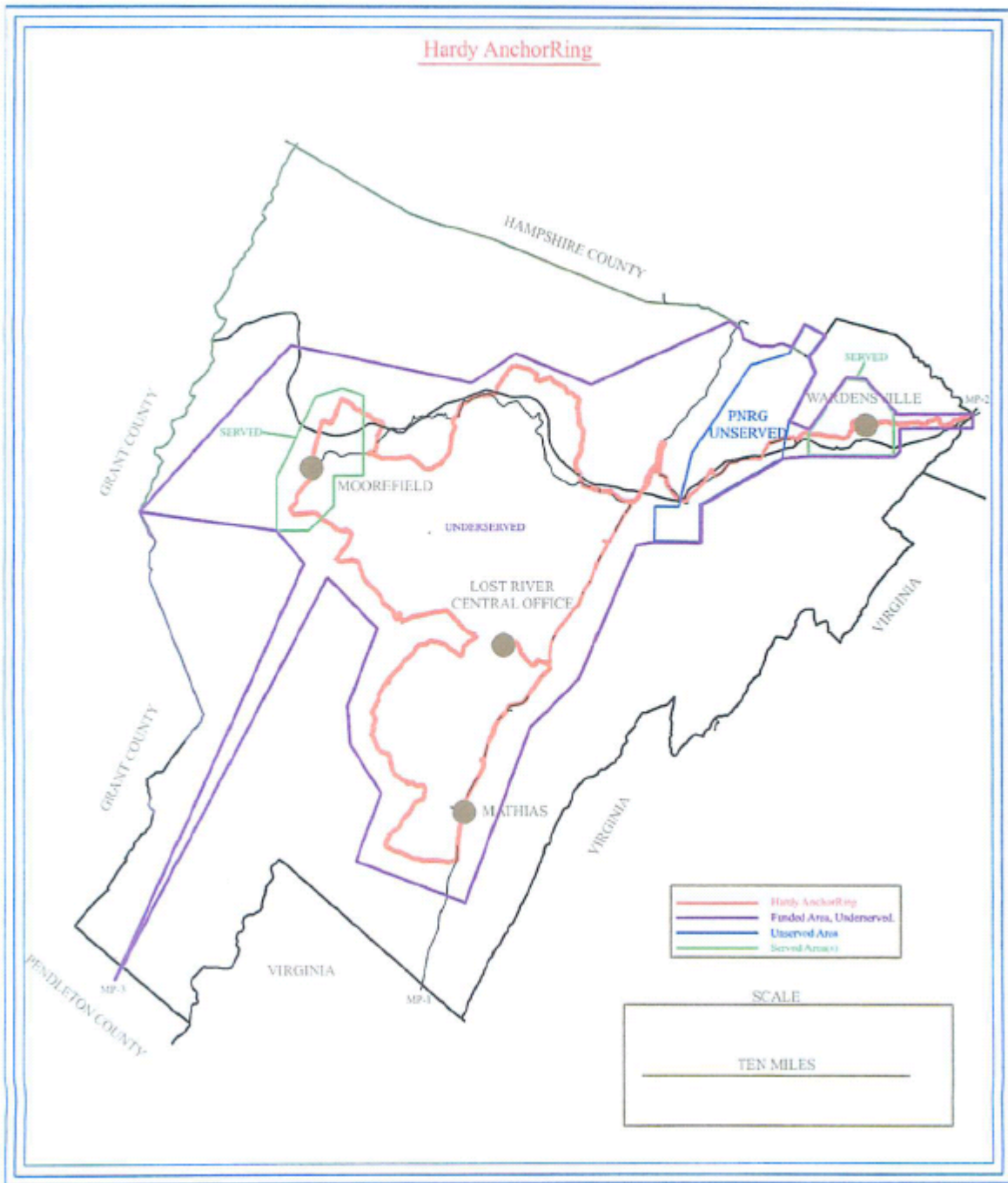
[Return to Table](#)



This information is current as of March 3, 2010 and will be updated as information becomes available.

Hardy Telecommunications, Inc. (WV)

[Return to Table](#)



Page County Broadband Authority (VA)

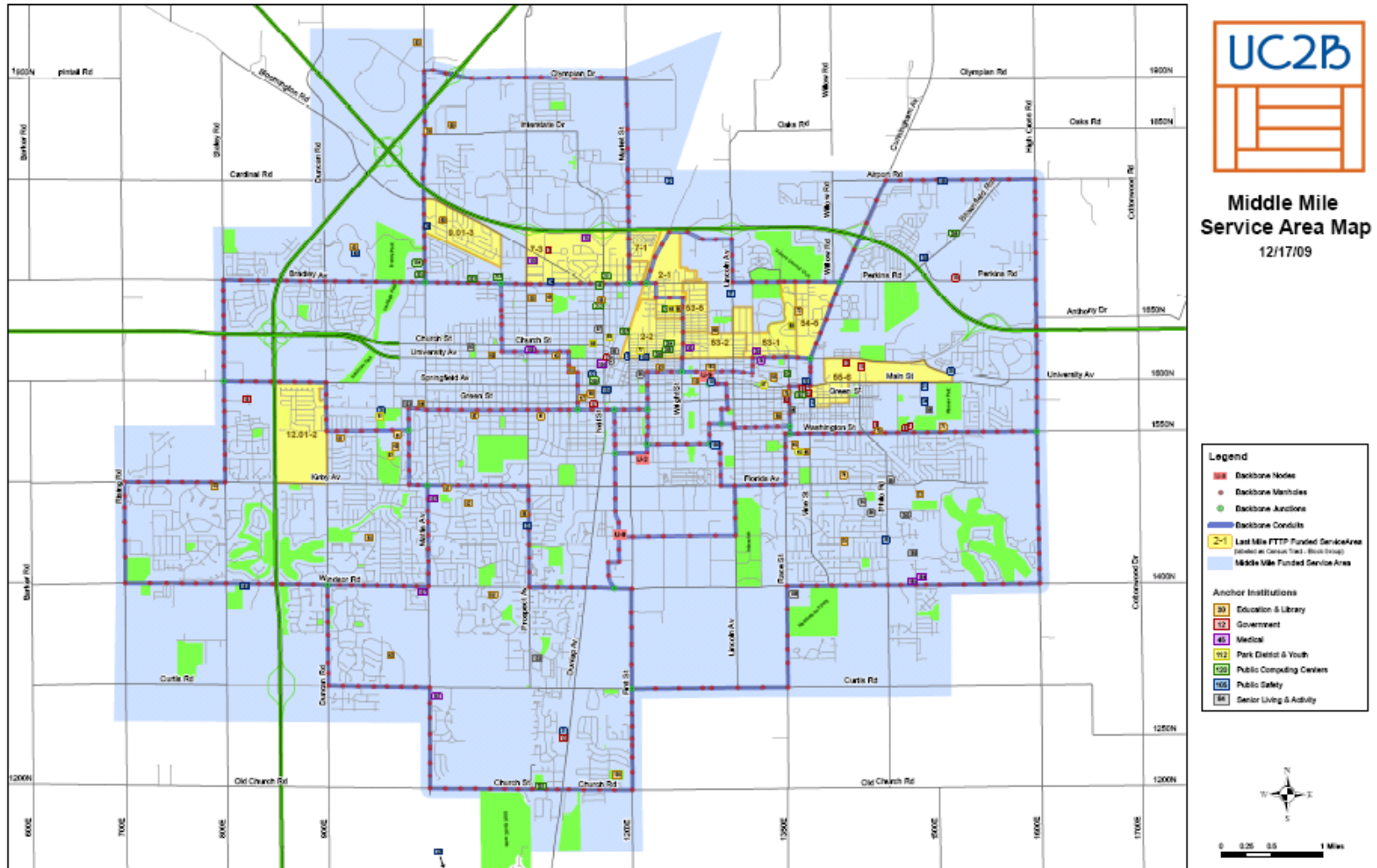
[Return to Table](#)



This information is current as of March 3, 2010 and will be updated as information becomes available.

Board of Trustees of the University of Illinois (IL)

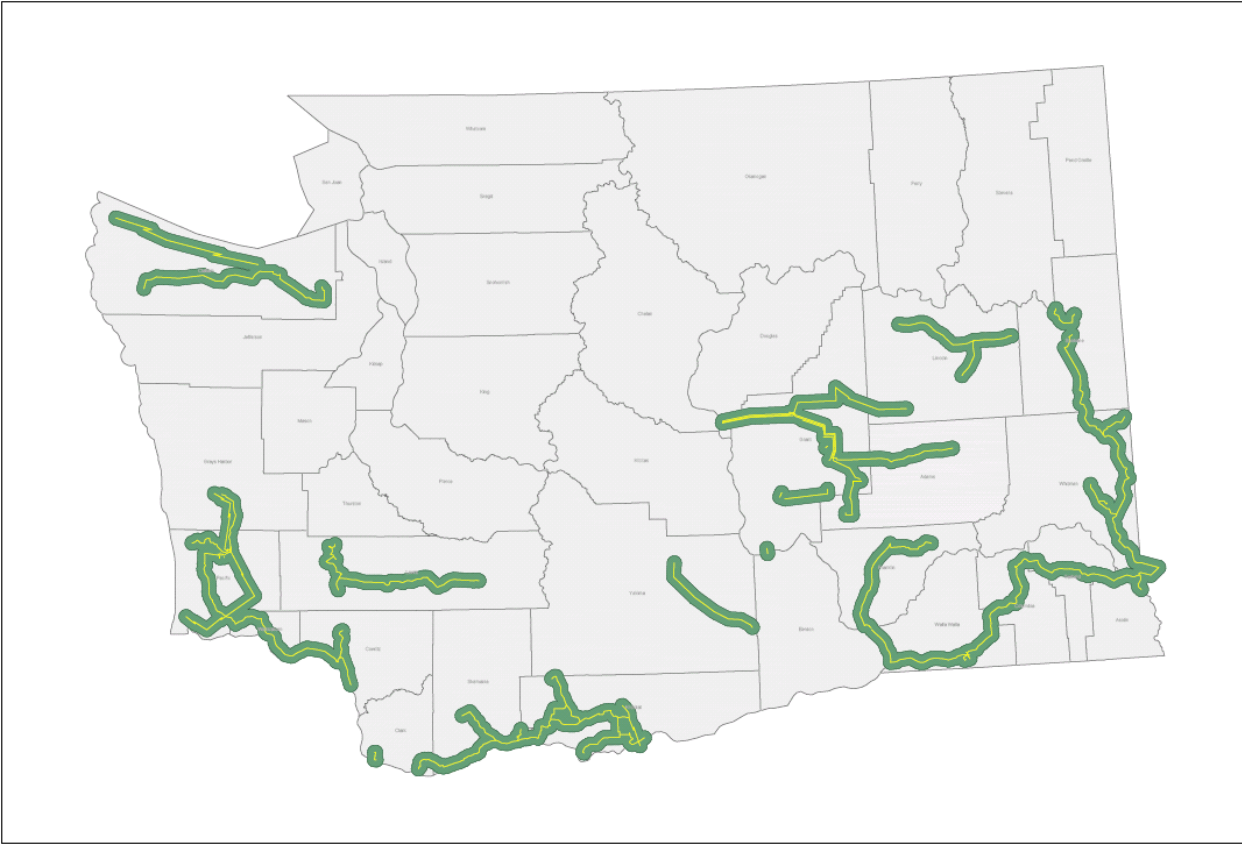
[Return to Table](#)



This information is current as of March 3, 2010 and will be updated as information becomes available.

Northwest Open Access Network (WA)

[Return to Table](#)



This information is current as of March 3, 2010 and will be updated as information becomes available.

Level 3 EON, LLC (CA, OR)

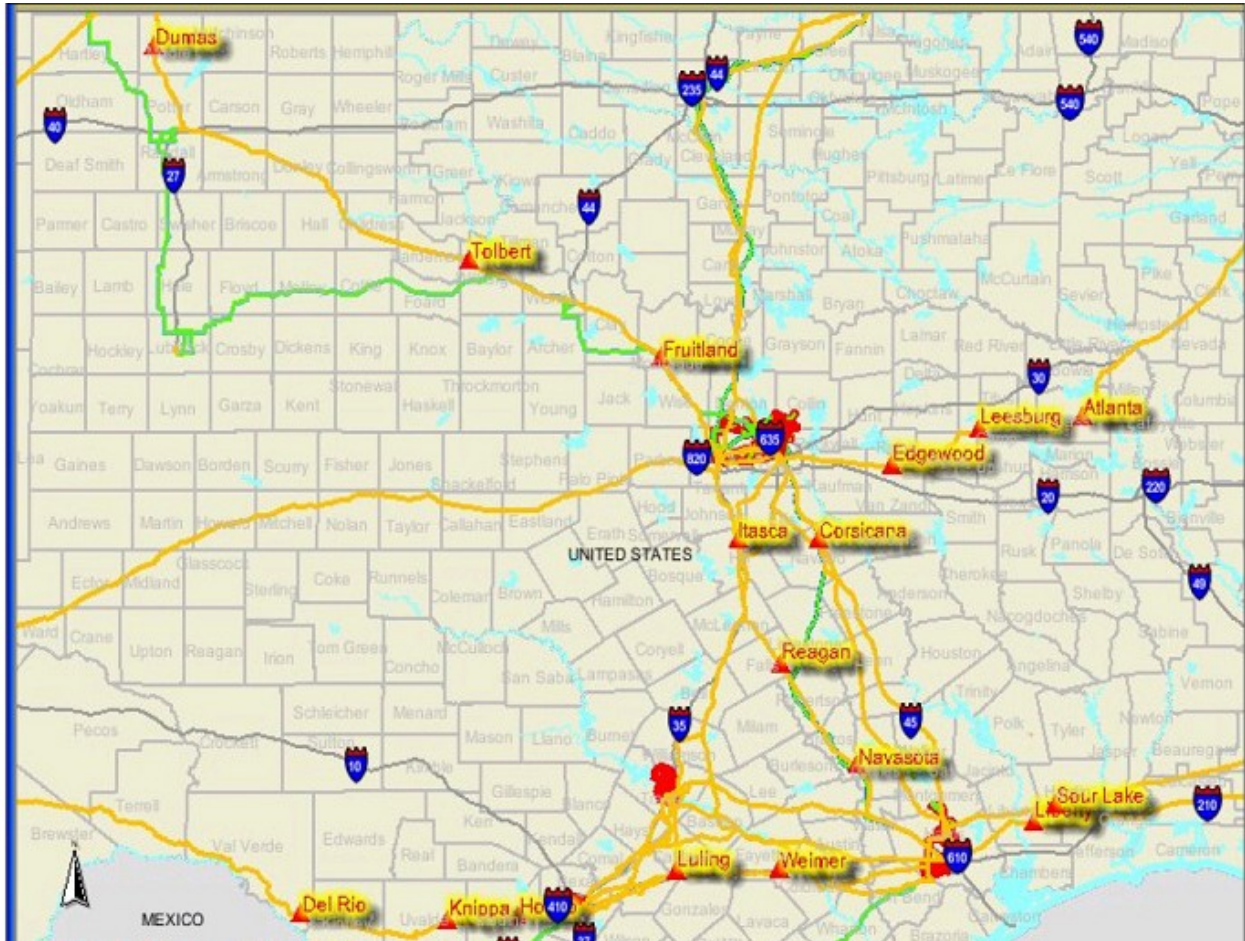
[Return to Table](#)



This information is current as of March 3, 2010 and will be updated as information becomes available.

Level 3 EON, LLC (OK, TX)

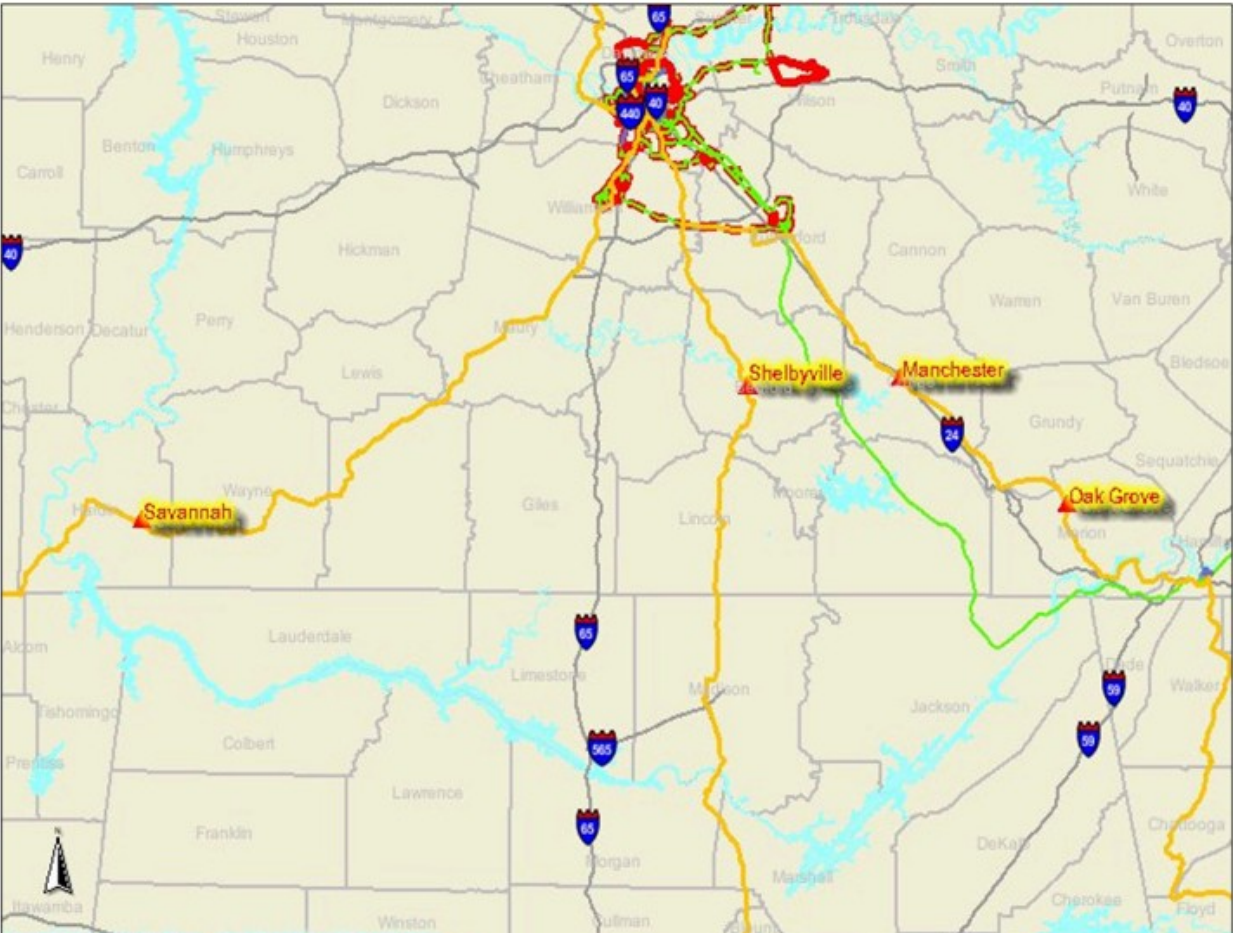
[Return to Table](#)



This information is current as of March 3, 2010 and will be updated as information becomes available.

Level 3 EON, LLC (TN)

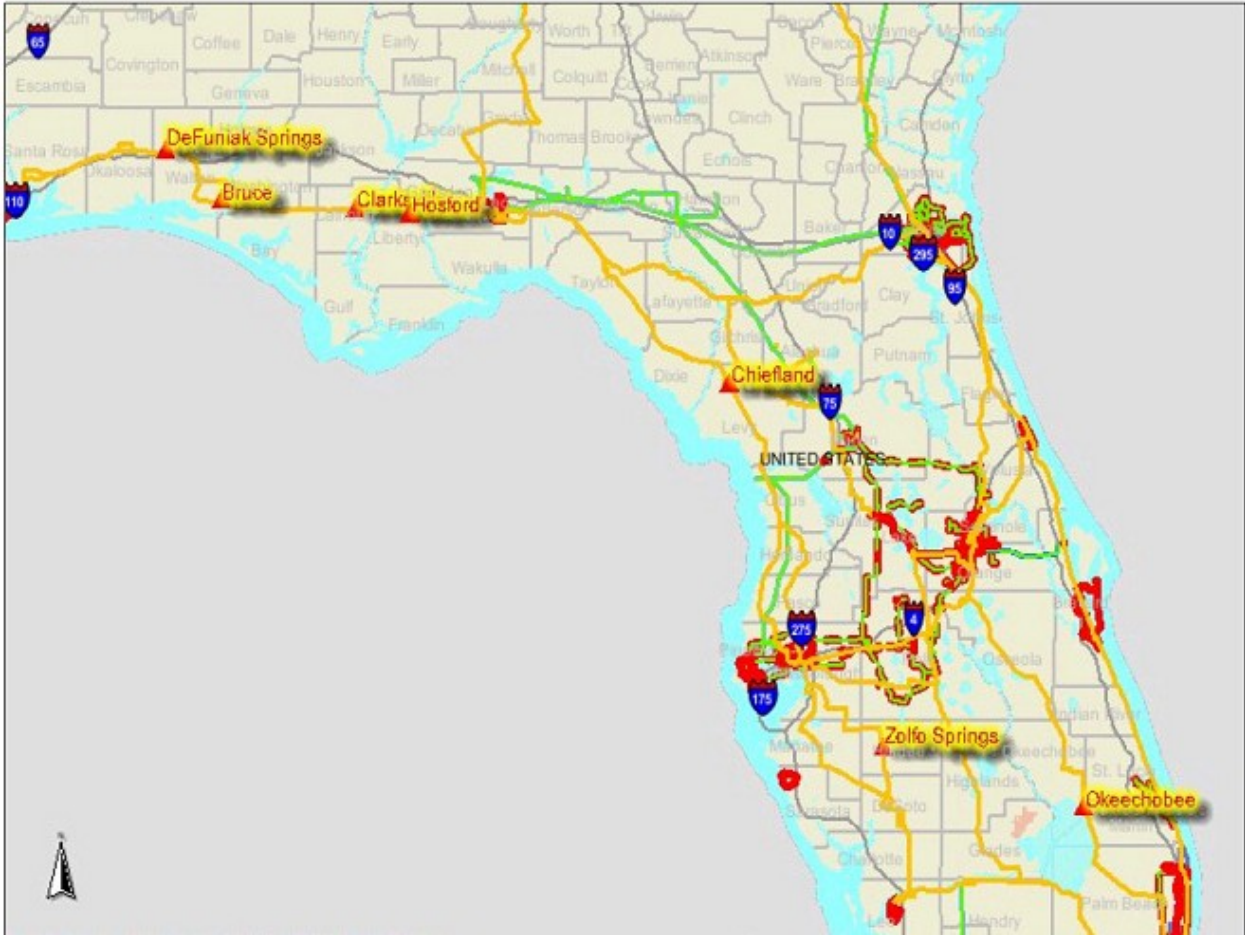
[Return to Table](#)



This information is current as of March 3, 2010 and will be updated as information becomes available.

Level 3 EON, LLC (FL)

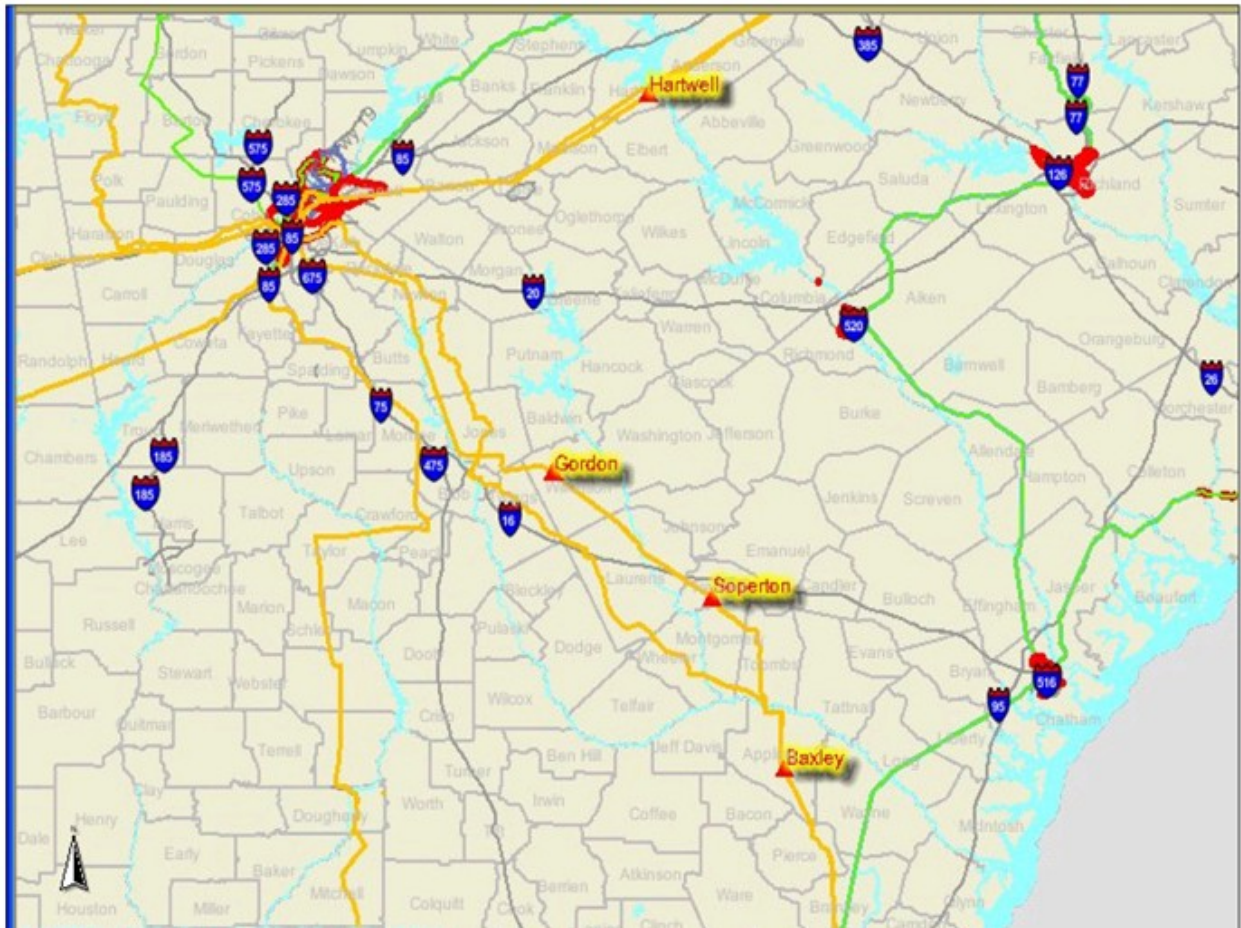
[Return to Table](#)



This information is current as of March 3, 2010 and will be updated as information becomes available.

Level 3 EON, LLC (GA, SC)

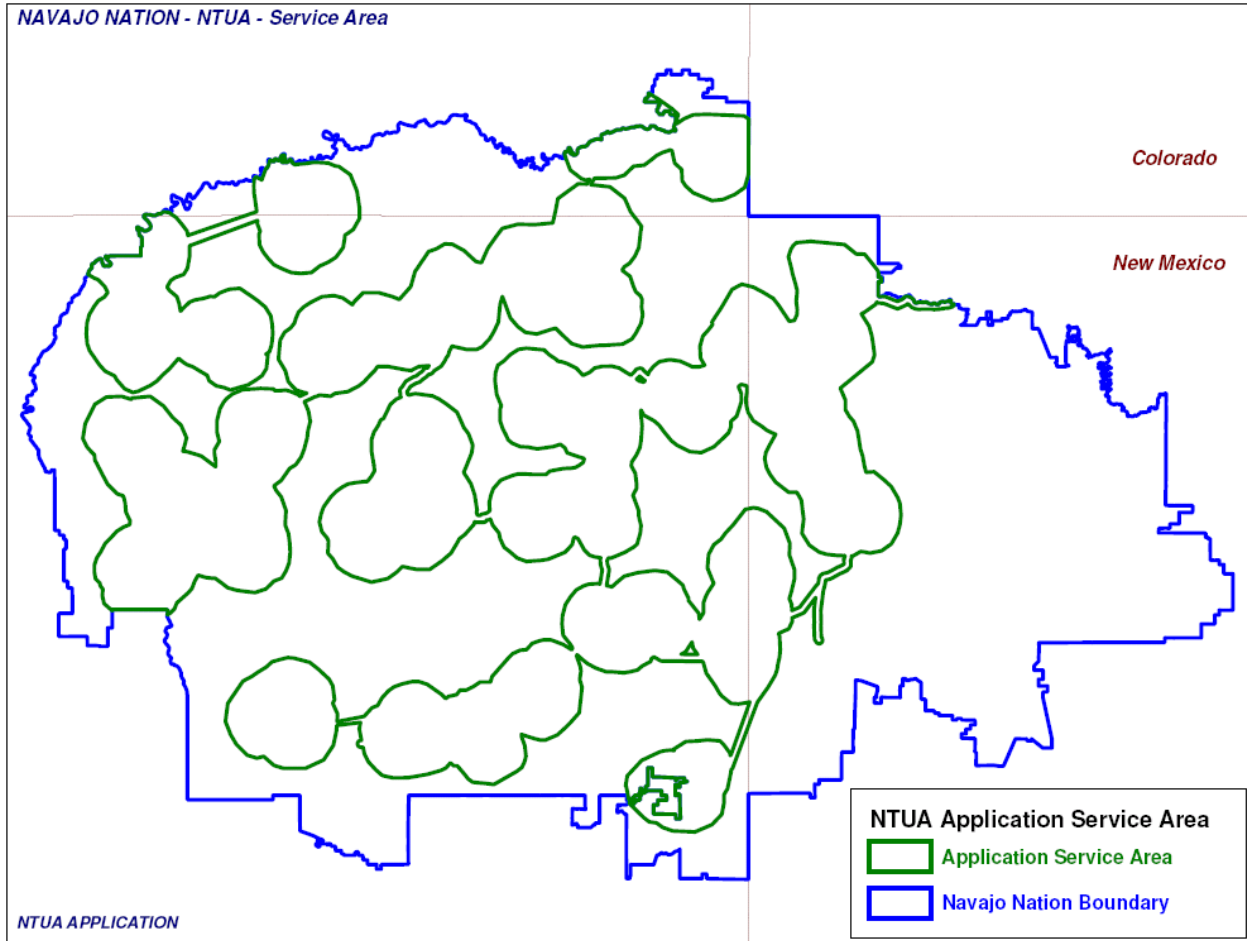
[Return to Table](#)



This information is current as of March 3, 2010 and will be updated as information becomes available.

Navajo Tribal Utility Authority (AZ, CO, GA, MA, NM, UT)

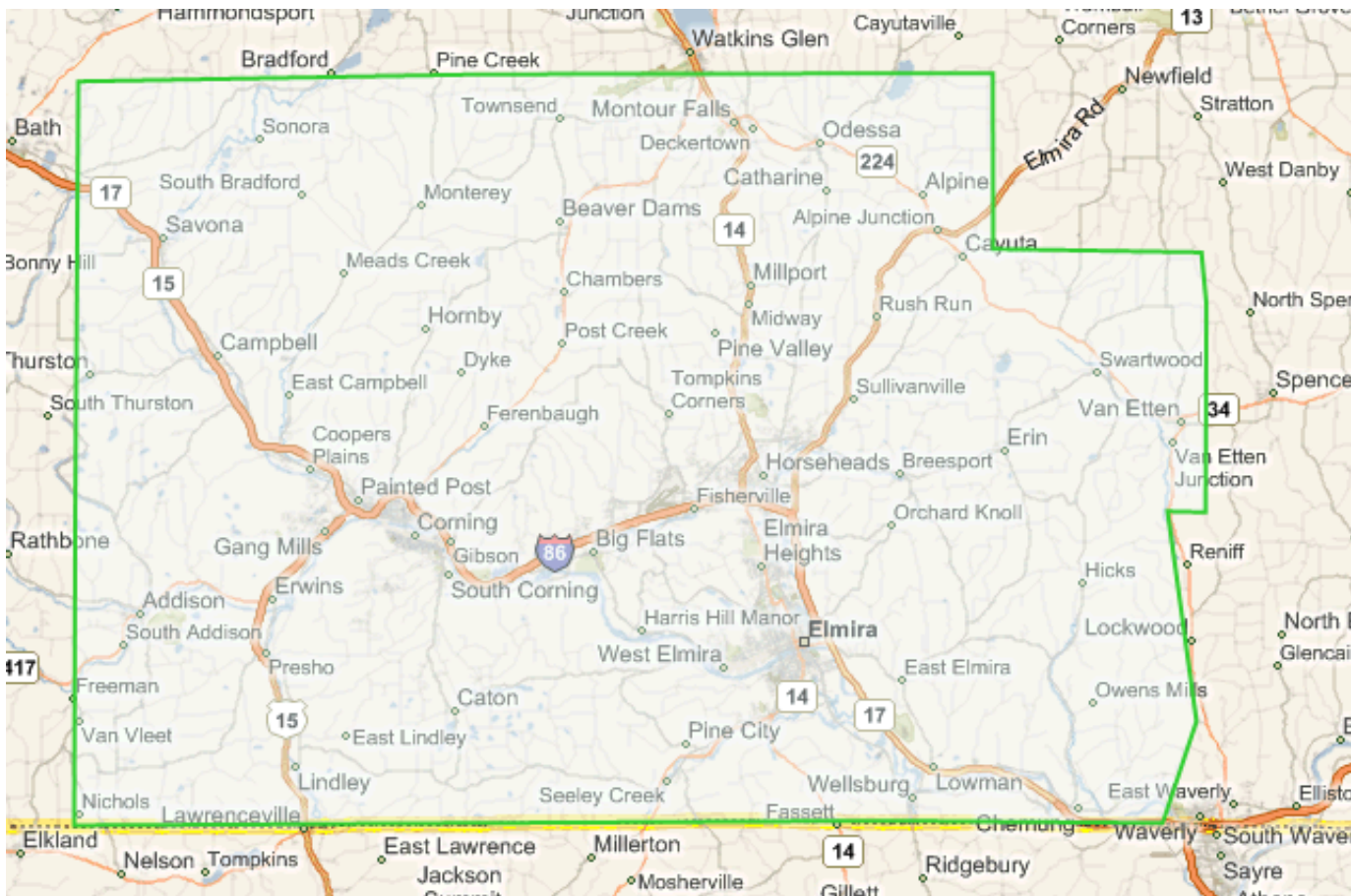
[Return to Table](#)



This information is current as of March 3, 2010 and will be updated as information becomes available.

ION Hold Co.,LLC (NY)

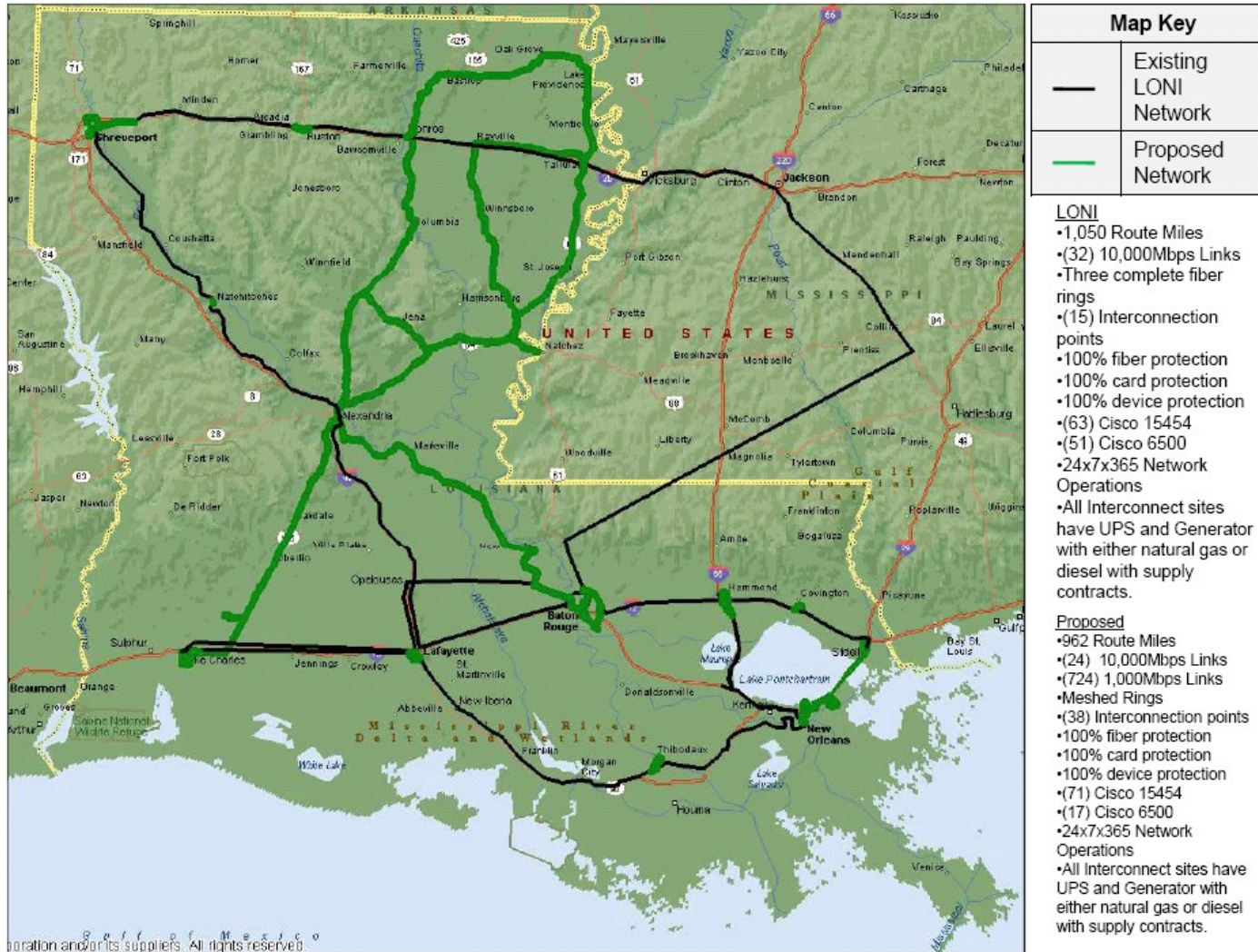
[Return to Table](#)



This information is current as of March 3, 2010 and will be updated as information becomes available.

State of Louisiana Board of Regents (LA)

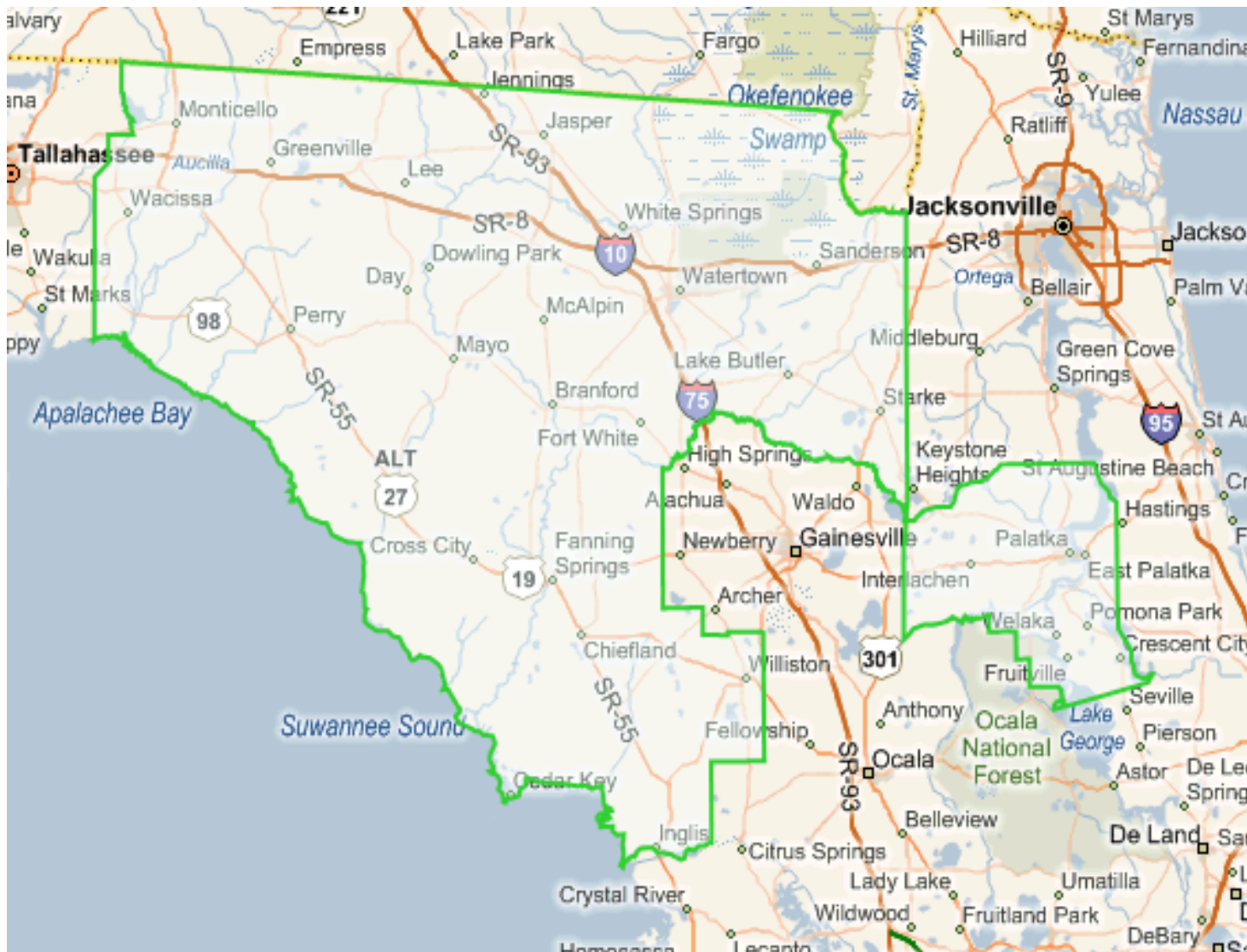
[Return to Table](#)



This information is current as of March 3, 2010 and will be updated as information becomes available.

North Florida Broadband Authority (FL)

[Return to Table](#)



This information is current as of March 3, 2010 and will be updated as information becomes available.

Executive Office State of West Virginia (WV)

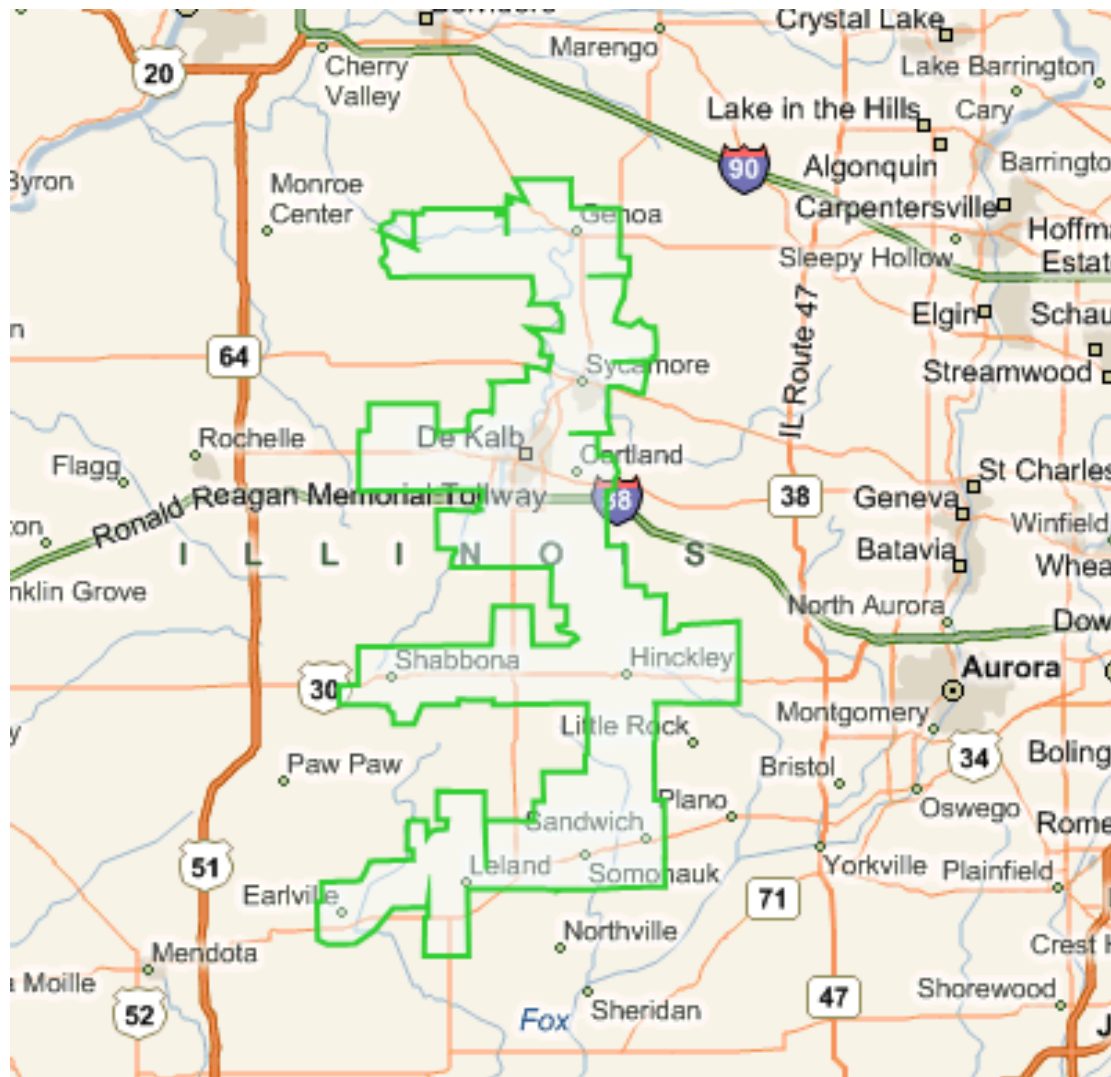
[Return to Table](#)



This information is current as of March 3, 2010 and will be updated as information becomes available.

DeKalb County Government (IL)

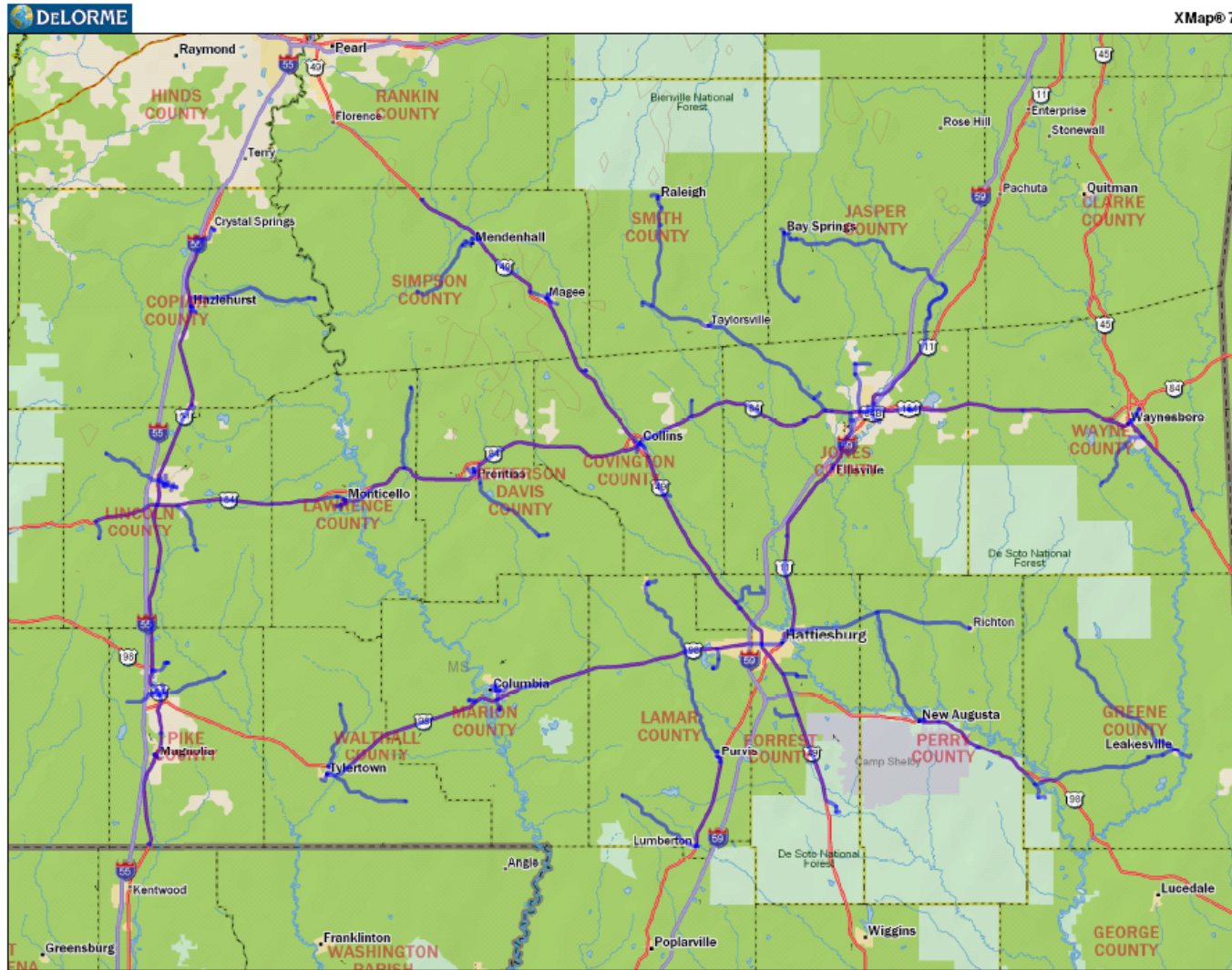
[Return to Table](#)



This information is current as of March 3, 2010 and will be updated as information becomes available.

Contact Network Inc. d/b/a InLine (MS)

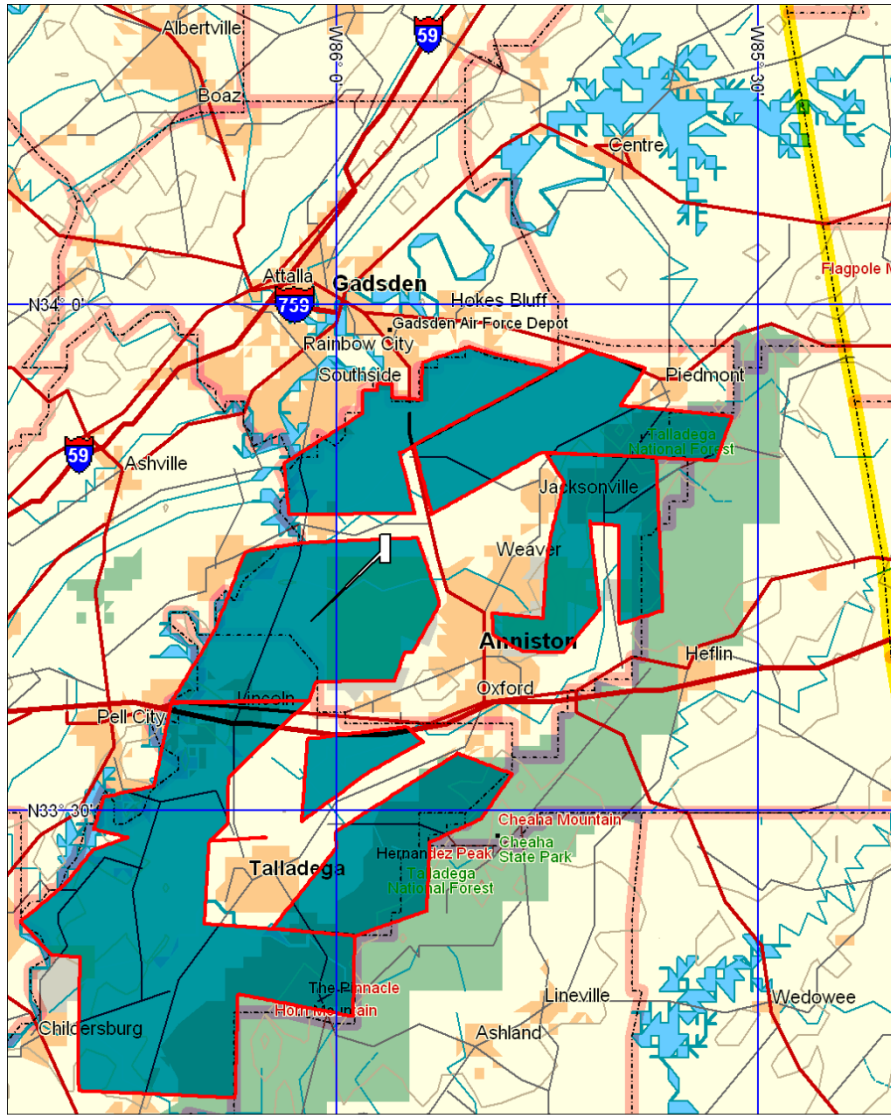
[Return to Table](#)



This information is current as of March 3, 2010 and will be updated as information becomes available.

Anniston Fiber Optics, Inc. (AL)

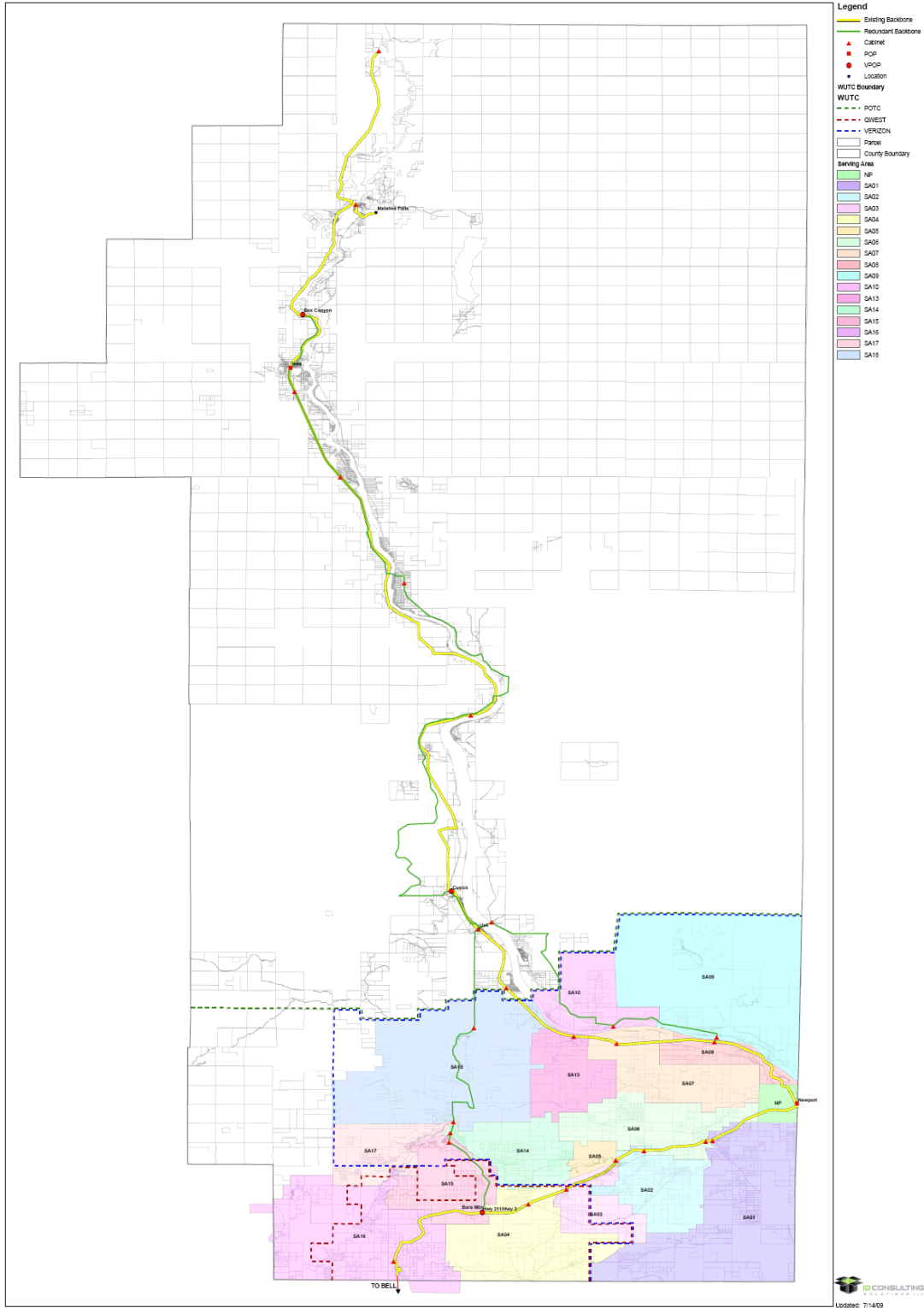
[Return to Table](#)



This information is current as of March 3, 2010 and will be updated as information becomes available.

Public Utility District of Pend Oreille County (WA)

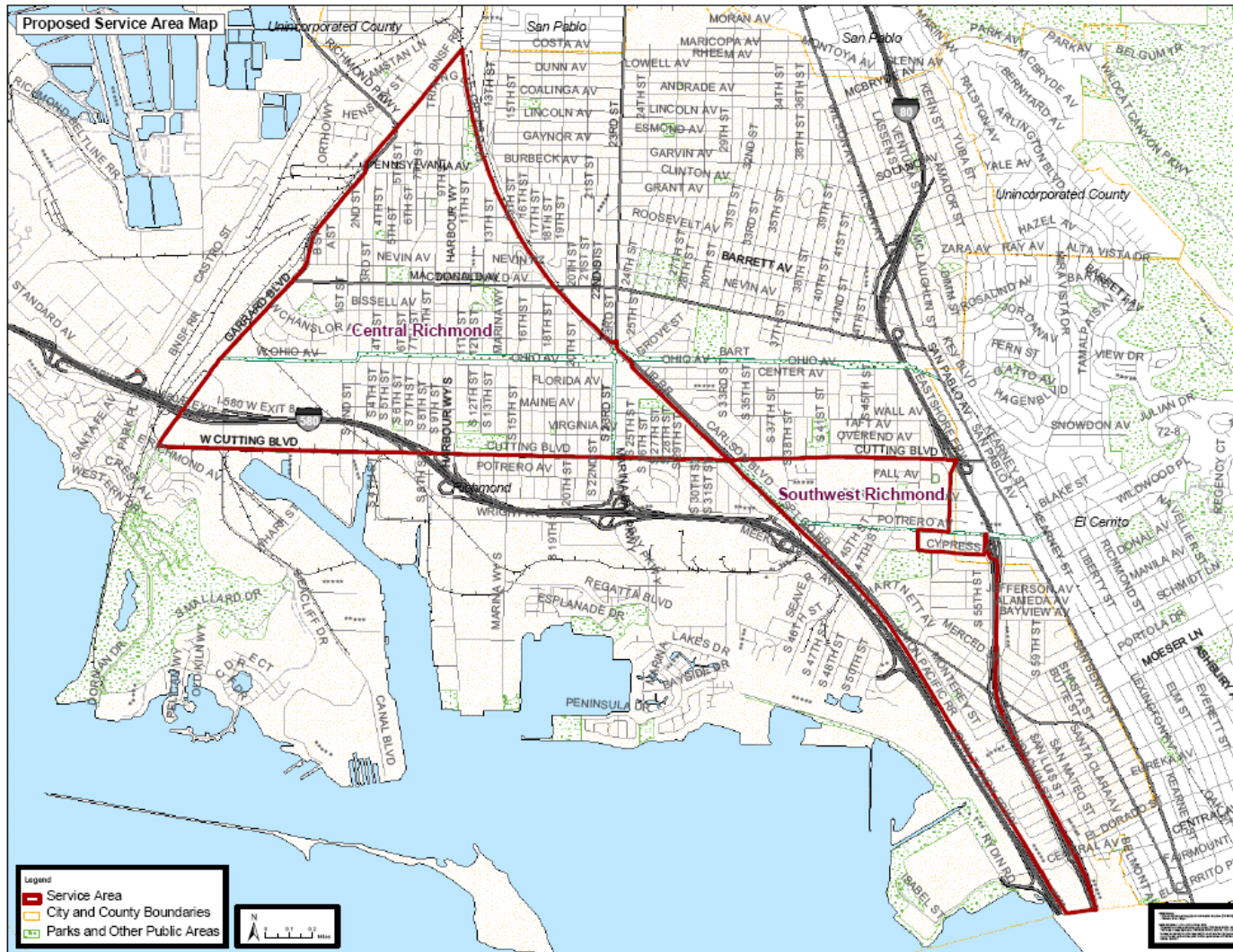
[Return to Table](#)



This information is current as of March 3, 2010 and will be updated as information becomes available.

City of Richmond (CA)

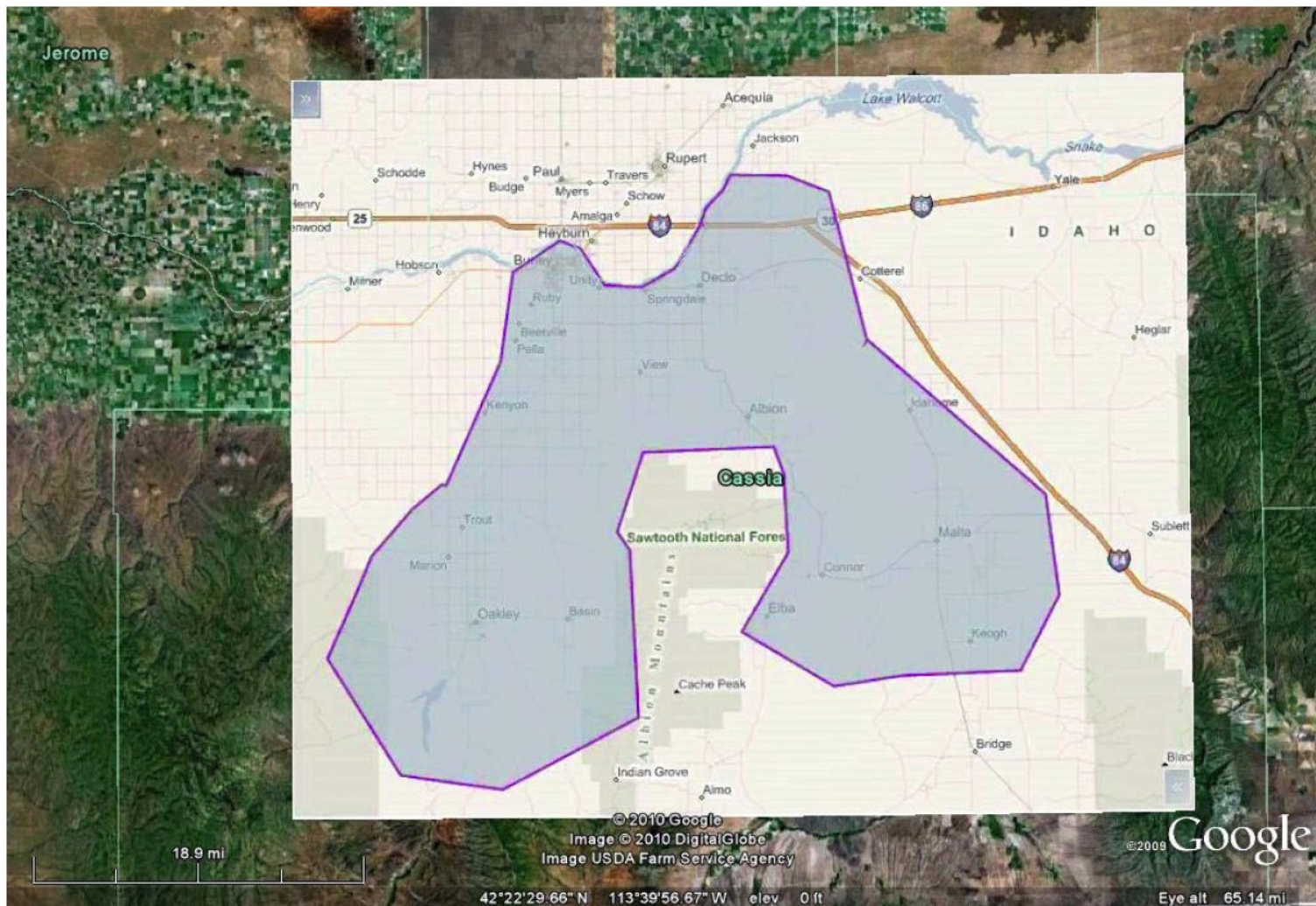
[Return to Table](#)



This information is current as of March 3, 2010 and will be updated as information becomes available.

DigitalBridge Communications Corp. (ID)

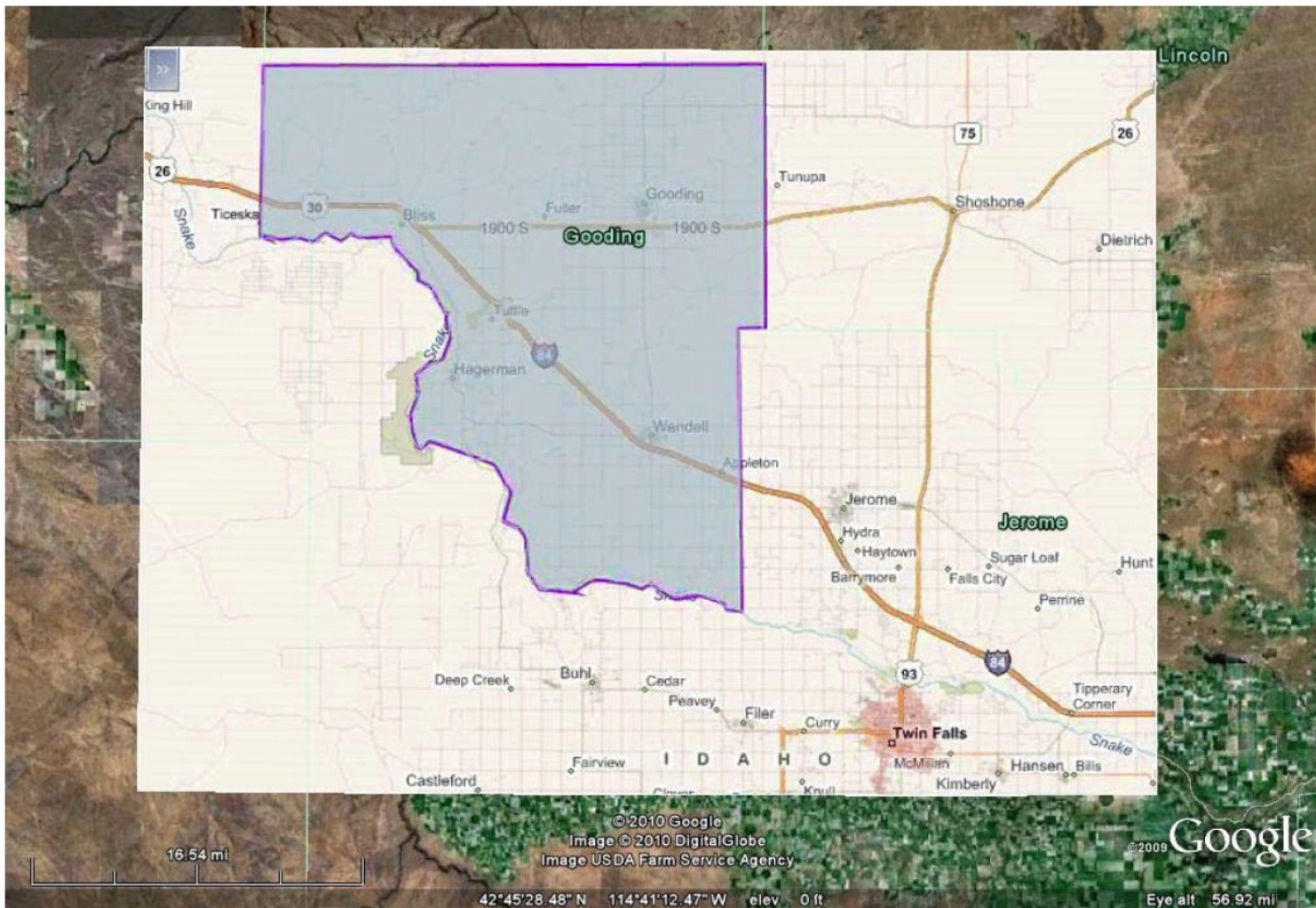
[Return to Table](#)



This information is current as of March 3, 2010 and will be updated as information becomes available.

DigitalBridge Communications Corp. (ID)

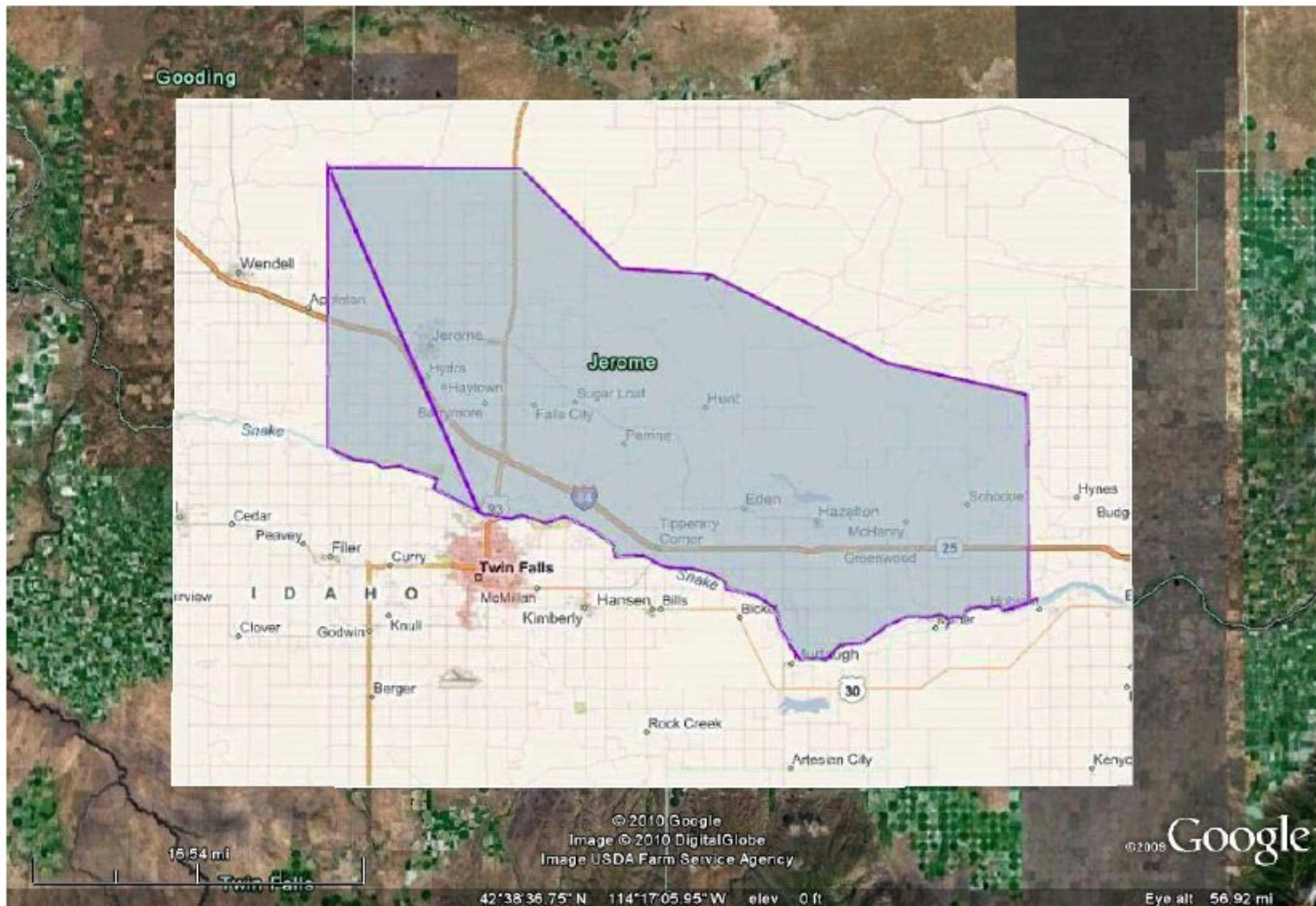
[Return to Table](#)



This information is current as of March 3, 2010 and will be updated as information becomes available.

DigitalBridge Communications Corp. (ID)

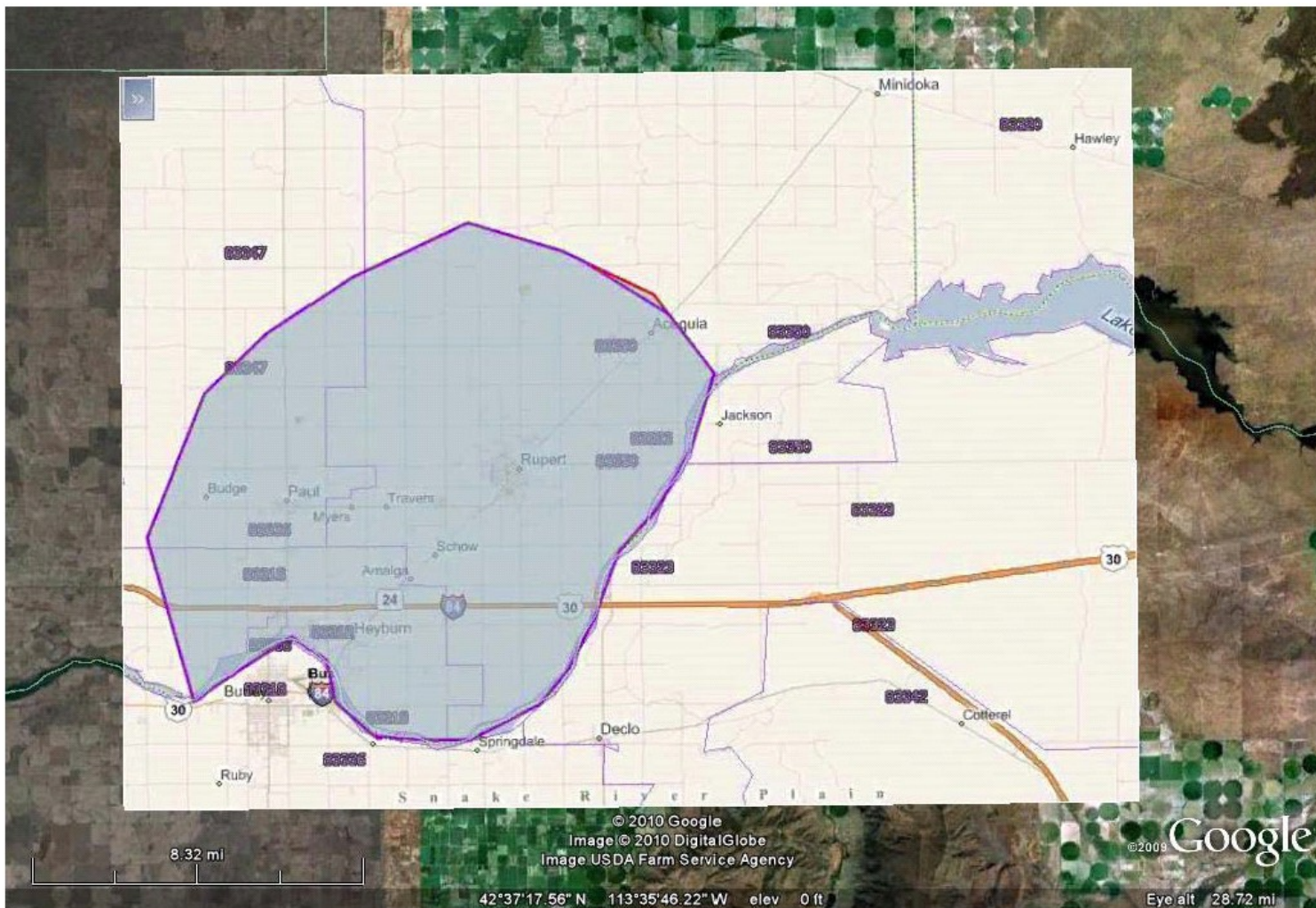
[Return to Table](#)



This information is current as of March 3, 2010 and will be updated as information becomes available.

DigitalBridge Communications Corp. (ID)

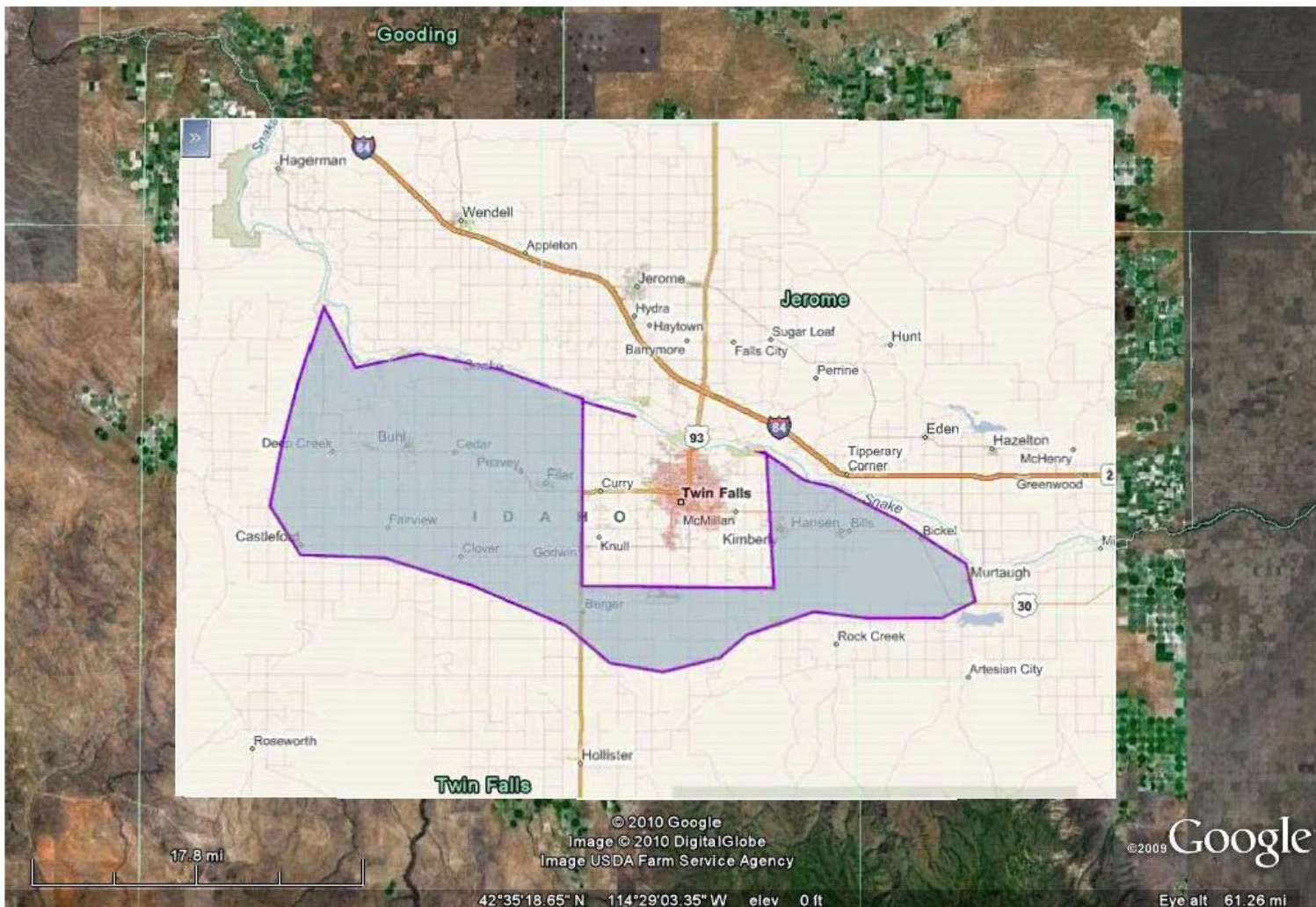
[Return to Table](#)



This information is current as of March 3, 2010 and will be updated as information becomes available.

DigitalBridge Communications Corp. (ID)

[Return to Table](#)



This information is current as of March 3, 2010 and will be updated as information becomes available.

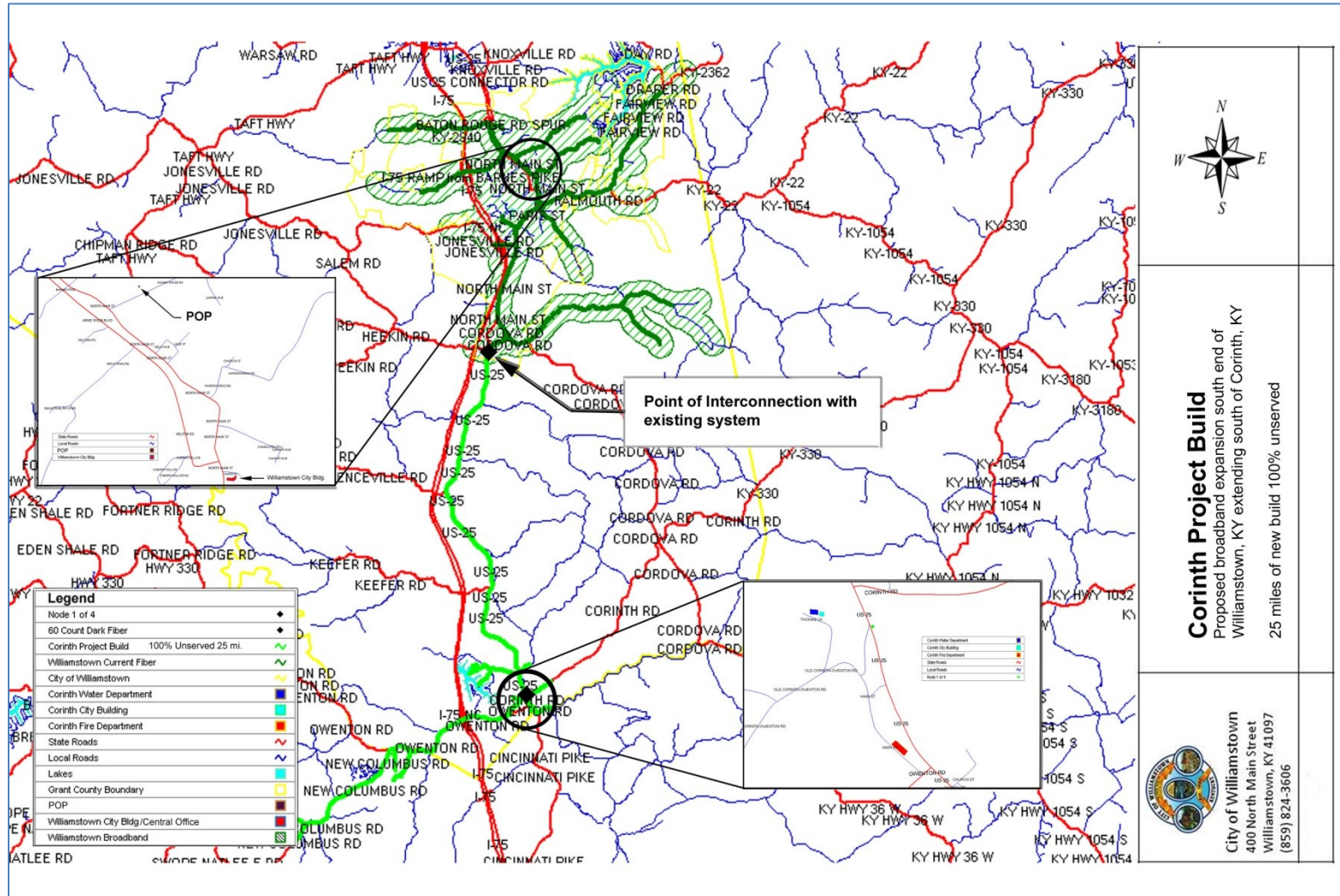
Allegiance Communications (AR, KS, OK, TX)

[Return to Table](#)

This information is current as of March 3, 2010 and will be updated as information becomes available.

City of Williamstown (KY)

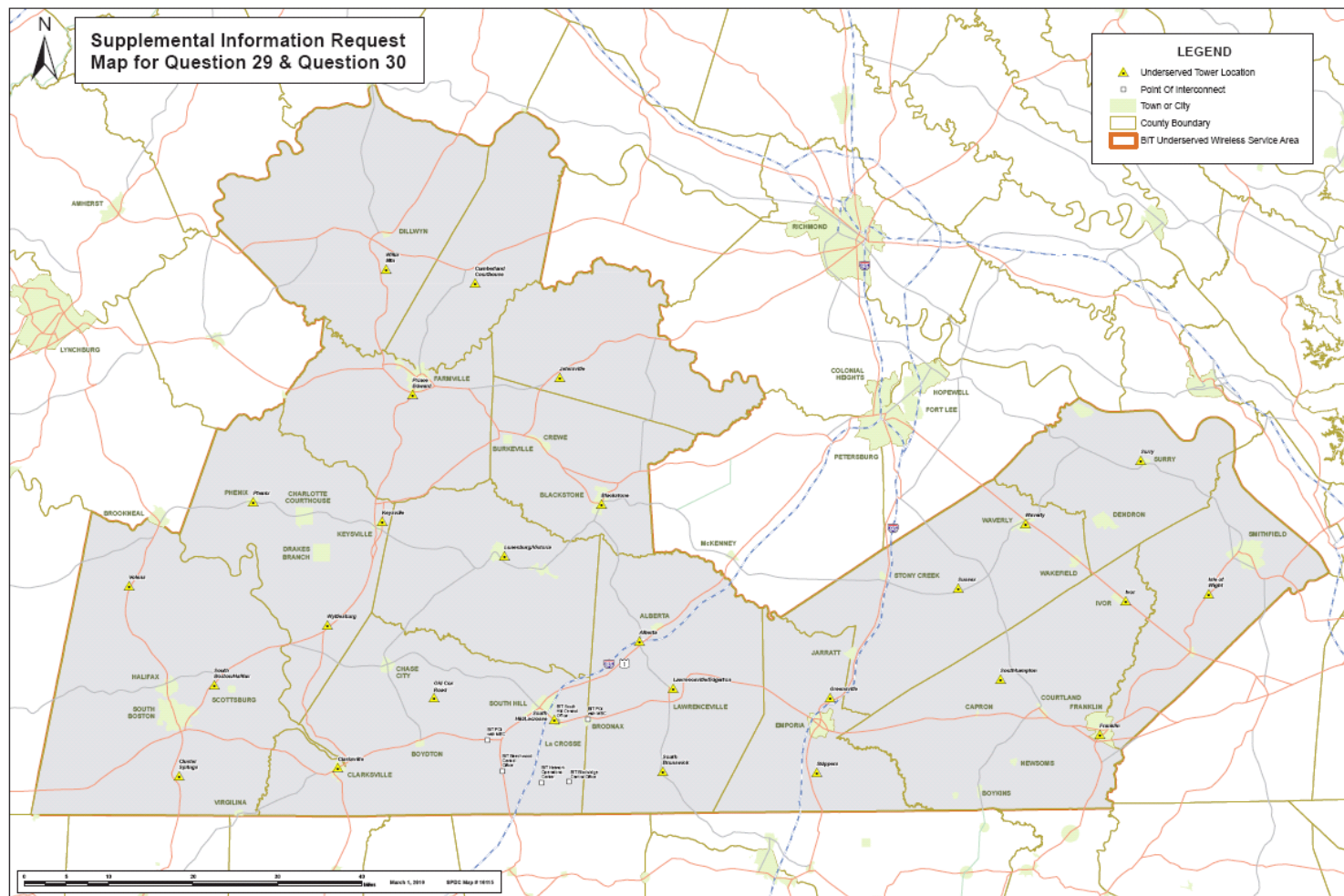
[Return to Table](#)



This information is current as of March 3, 2010 and will be updated as information becomes available.

Buggs Island Telephone Cooperative (VA)

[Return to Table](#)



This information is current as of March 3, 2010 and will be updated as information becomes available.

Pine Telephone Company, Inc. (OK)

[Return to Table](#)

