

**Army Regulation 840-10**

**Heraldic Activities**

**Flags, Guidons,  
Streamers,  
Tabards, and  
Automobile and  
Aircraft Plates**

**Headquarters  
Department of the Army  
Washington, DC  
1 November 1998**

**UNCLASSIFIED**

# ***SUMMARY of CHANGE***

AR 840-10

Flags, Guidons, Streamers, Tabards, and Automobile and Aircraft Plates

This revision--


- o Changes the address of The Institute of Heraldry (TIOH), the organization responsible for developing and approving policies and procedures for the Army flag program.
- o Changes the address of the U.S. Army Support Activity as it appears throughout the regulation.
- o Specifies the custodian for the care, storage and disposition of flags of inactive TOE units (para 1-4c).
- o Clarifies the restriction on the commercial procurement of flags for Army organizational associations (para 1-7e).
- o Revises the table for positions or individuals authorized flags and plates (table 1-1).
- o Revises the table for Army echelons and organizations authorized flags (table 1-2).
- o Authorizes the POW/MIA and Retiree flag to be flown below the flag of the United States on specific occasions (para 2-2c).
- o Authorizes Major Commands to delegate to Major Subordinate Commands the authority to authorize the 24-hour display of the U.S. flag permanently or semipermanently (para 2-2f).
- o Omitted the reference to AR 600-25 but added the list of military organizational flags of the services in order of precedence (para 2-5e).
- o Changes the description of the Office of the Chief of Chaplains flag (para 3-25). Corrects the figure depicting the flag (figure 3-14).
- o Changes the description of the Office of the Chief, National Guard Bureau flag (para 3-29). Corrects the figure depicting the flag (figure 3-18).
- o Changes the first and last U.S. Army campaign streamers to reflect LEXINGTON 1775 and SOUTHWEST ASIA CEASE-FIRE 1991-1995 respectively, when the Army flag is on stationary display (para 4-1d).
- o Corrects the figure displaying the arrangements of campaign streamers (figure 4-2).
- o Corrects the figure depicting the stationary display of the U.S. Army flag with streamers (figure 4-3).
- o Adds a table listing all U.S. Army Campaigns (table 4-1).

- o Changes required publication AR 672-5-1 to AR 600-8-22 throughout the regulation.
- o Omits U.S. Army field stations (chap 5).
- o Adds Numbered Troop Commands (para 5-41).
- o Changes State military academies to Regional training institutes (para 5-42).
- o Revises the graphic display of distinguishing flags for organizations (chap 5)
- o Omits the paragraph for Reception Battalions (chap 5)
- o Revises the table of Colors for organizational colors (table 5-8).
- o Revises the table of Colors and insignias for U.S. Army Centers (table 5-5).
- o Changes para 5-60b to reflect the changes in organizational structure of battalions and the authorization of organizational colors for fixed and flexible battalions.
- o Adds Numbered USAR Army garrison support (para 5-48)
- o Changes the disposition address for distinguishing flags pertaining to inactive TOE units (para 5-53).
- o Clarifies the authorized abbreviation to denote the "Headquarters" element on guidons (6-3e)
- o Omits TOE separate platoons (chap 6).
- o Adds guidons for Numbered USAR Garrison Support Units (para 6-18).
- o Adds guidons for Aviation Support Battalions and Light Division Support Battalions (table 6-1)
- o Revises the graphic display of guidons (chap 6).
- o Clarifies the appropriate abbreviation of "Headquarters" as it should be depicted on guidons (para 6-3)
- o Omits design for U.S. Military Community Activities flags (chap 7).
- o Specifies the device for Army military chapel flags (para 7-5).
- o Specifies the device for Army chaplains flags (para 7-6).
- o Clarifies the position of the U.S. flag when displayed at the U.N. headquarters (para 7-12).
- o Adds an entry pertaining to the campaign streamers to be displayed on the Army flag (para 9-4).
- o Adds the Southwest Asia Campaign Streamer (para 9-11).

- o Revises the table for positions or individuals authorized flags and plates (table 1-1) to include the Department of the Army Senior Executive Service flag.
- o Establishes an order of precedence of the Senior Executive Service flag (para 2-5).
- o Prohibits sale of Department of the Army Senior Executive Service flag to individuals (para 3-1).
- o Establishes Senior Executive Service flag as organizational property, not individual property (para 3-31).
- o Describes the Department of the Army Senior Executive Service flag (para 3-36).

Heraldic Activities

Flags, Guidons, Streamers, Tabards, and Automobile and Aircraft Plates



Louis Caldera  
Secretary of the Army

**History.** This publication was originally printed on 1 June 1998. Change 1 was published on 1 November 1998. The original publication was authenticated by Robert M. Walker, Acting Secretary of the Army. Change 1 was authenticated by Louis Caldera, Secretary of the Army. This electronic edition

includes the original 1998 publication and Change 1.

**Summary.** This regulation prescribes Department of the Army policy for unit and individual authorization flags, guidons and streamers. It prescribes procedures for the display, supply and if flags.

**Applicability.** This regulation applies to the Active Army, the Army National Guard of the United States and the U.S. Army Reserve. This regulation is required during mobilization.

**Proponent and exception authority.** The proponent of this publication is the Deputy Chief of Staff for Personnel. The proponent has the authority to approve exceptions to this publication that are consistent with controlling law and regulation. Proponents may delegate this approval authority, in writing, to a division chief within the proponent agency in the grade of colonel or the civilian equivalent.

**Army management control process.** This regulation contains management control

provisions, but does not identify key management controls that must be evaluated.

**Supplementation.** Supplementation of this regulation and establishment of command and local forms are prohibited without prior approval of The Institute of Heraldry, U.S. Army, 9325 Gunston Road, Room S112, Fort Belvoir, VA 22060-5579.

**Suggested Improvements.** Users are invited to send comments and suggested improvements on DA Form 2028 (Recommended Changes to Publications and Blank Forms) directly to the Director, The Institute of Heraldry, U.S. Army, 9325 Gunston Road, Room S112, Fort Belvoir, VA 22060-5579.

**Distribution.** Distribution of this publication is made in accordance with requirement of Initial Distribution Number (IDN) 093872, intended for command levels B, C, D and E for Active Army, Army National Guard (ARNG), and U.S. Army Reserve (USAR).

**Contents** (Listed by paragraph and page number)

**Chapter 1**

**Introduction, page 1**

Purpose • 1-1, page 1

References • 1-2, page 1

Explanation of abbreviations and terms • 1-3, page 1

Responsibilities • 1-4, page 1

Design • 1-5, page 1

Materials • 1-6, page 1

Restrictions • 1-7, page 1

**Chapter 2**

**Flag of the United States, page 4**

Authorization • 2-1, page 4

Time and occasion for display • 2-2, page 4

Sizes and occasions for display • 2-3, page 4

Position and manner of display • 2-4, page 5

Order of precedence of flags The following is the order of precedence of flags: • 2-5, page 6

Prohibitions The following rules will be observed: • 2-6, page 6

Use and display by civilians • 2-7, page 6

Cords and tassels • 2-8, page 6

Identification bands • 2-9, page 6

Replacement and requisitions • 2-10, page 6

Damaged U.S. national flags • 2-11, page 6

Disposition • 2-12, page 6

**Chapter 3**

**Positional Colors, Individual Flags, and Plates, page 9**

*Section I*

*Positional Colors, page 9*

Authorization • 3-1, page 9

Sizes • 3-2, page 9

Material • 3-3, page 9

Cords and tassels • 3-4, page 9

Office of the President of the United States of America. • 3-5, page 9

Office of the Vice President of the United States of America • 3-6, page 9

Office of the Secretary of Defense • 3-7, page 9

Office of the Deputy Secretary of Defense • 3-8, page 9

Offices of the Under Secretaries of Defense • 3-9, page 9

Offices of the Assistant Secretaries of Defense • 3-10, page 9

Office of the General Counsel of the Department of Defense • 3-11, page 9

Office of the Department of Defense Inspector General • 3-12, page 9

Office of the Chairman, Joint Chiefs of Staff • 3-13, page 9

Office of the Vice Chairman, Joint Chiefs of Staff • 3-14, page 9

\*This regulation supersedes AR 840-10, 29 October 1990.

## Contents—Continued

### Section II

*Positional Colors, Civilian Officials, HQDA, page 9*  
Office of the Secretary of the Army • 3–15, *page 9*  
Office of the Under Secretary of the Army • 3–16, *page 10*  
Offices of the Assistant Secretaries of the Army and General Counsel • 3–17, *page 10*  
Offices of the Principal Staff Assistants to the Secretary of the Army • 3–18, *page 10*

### Section III

*Positional Colors, Military Officials, HQDA, page 10*  
Office of the Chief of Staff, United States Army • 3–19, *page 10*  
Office of the Vice Chief of Staff, United States Army • 3–20, *page 10*  
Office of the Director of the Army Staff • 3–21, *page 10*  
Offices of the Deputy and Assistant Chiefs of Staff, United States Army • 3–22, *page 10*  
Office of The Adjutant General • 3–23, *page 10*  
Office of the Chief, Army Reserve • 3–24, *page 10*  
Office of the Chief of Chaplains • 3–25, *page 10*  
Office of the Chief of Engineers • 3–26, *page 10*  
Office of the Inspector General • 3–27, *page 10*  
Office of The Judge Advocate General • 3–28, *page 10*  
Office of the Chief, National Guard Bureau • 3–29, *page 10*  
Office of the Surgeon General • 3–30, *page 10*

### Section IV

*Individual Flags, General Officers, Senior Executive Service Members, page 10*  
Authorization • 3–31, *page 10*  
Display and prohibitions • 3–32, *page 11*  
Replacement • 3–33, *page 11*  
General of the Army • 3–34, *page 11*  
General Officers • 3–35, *page 11*  
Senior Executive Service • 3–36, *page 11*  
General officers of the Army National Guard whose ranks are not federally recognized • 3–37, *page 11*  
General officers of the Army National Guard assigned to State staffs with federally recognized rank • 3–38, *page 11*

### Section III

*Outdoor flags and plates for positions and individuals, page 11*  
Field flag • 3–39, *page 11*  
Boat flag • 3–40, *page 11*  
Automobile flags • 3–41, *page 11*  
Automobile Plates • 3–42, *page 11*  
Aircraft Plates • 3–43, *page 11*

## Chapter 4

### **The U.S. Army Ceremonial Flag, Army Display Flag, and the Army Field Flag, page 16**

The United States Army Ceremonial flag and Army Display flag • 4–1, *page 16*  
The Army Field flag • 4–2, *page 17*  
Disposition • 4–3, *page 17*

## Chapter 5

### **Distinguishing Flags for Organizations and Organizational Colors, page 21**

#### Section I

*Distinguishing Flags for Organizations, page 21*  
Authorization • 5–1, *page 21*  
Prohibitions • 5–2, *page 21*  
Description and display • 5–3, *page 21*  
Streamers • 5–4, *page 21*  
Identification bands • 5–5, *page 21*  
Major Army Command (AR 10-5). • 5–6, *page 22*

Commands and forces established by Headquarters, Department of the Army • 5–7, *page 22*  
Major subordinate commands of Major Army commands • 5–8, *page 22*  
Numbered tables of organization and equipment (TOE) commands • 5–9, *page 22*  
Army Reserve Commands (ARCOMs) and Numbered Regional Support Commands • 5–10, *page 22*  
Armies (numbered) • 5–11, *page 22*  
Corps • 5–12, *page 22*  
Corps artillery • 5–13, *page 22*  
Divisions and divisions (training or exercise) • 5–14, *page 22*  
Division artillery • 5–15, *page 22*  
Division support command • 5–16, *page 22*  
Brigades of divisions and divisions (training or exercise) • 5–17, *page 22*  
Maneuver area command • 5–18, *page 22*  
Maneuver area training command • 5–19, *page 22*  
Separate TOE brigades • 5–20, *page 22*  
Military police prisoner of war camp • 5–21, *page 23*  
Groups • 5–22, *page 23*  
Department of the Army field operating agencies • 5–23, *page 23*  
Numbered hospital centers • 5–24, *page 23*  
U.S. Army medical department activities (MEDDAC) • 5–25, *page 23*  
U.S. Army dental activities (DENTAC) • 5–26, *page 23*  
U.S. Army dental laboratories • 5–27, *page 23*  
Named and Numbered Hospitals, convalescent centers, and named medical centers • 5–28, *page 23*  
Numbered Medical Laboratories and Medical Materiel Centers • 5–29, *page 23*  
Numbered TOE support centers • 5–30, *page 23*  
Separate TOE battalion (flexible type) • 5–31, *page 23*  
Tables of distribution and allowances (TDA) organizations • 5–32, *page 23*  
United States Army centers • 5–33, *page 23*  
Depots • 5–34, *page 23*  
United States Military Academy • 5–35, *page 23*  
United States Army colleges, service schools, and specialist schools • 5–36, *page 23*  
School brigades of U.S. Army service schools • 5–37, *page 23*  
Officer candidate brigade • 5–38, *page 23*  
Battalions of school brigade • 5–39, *page 23*  
Battalion of officer candidate brigade • 5–40, *page 24*  
Numbered troop commands • 5–41, *page 24*  
U.S. Army Reserve forces schools (numbered) • 5–42, *page 24*  
U.S. Army training centers • 5–43, *page 24*  
Training brigades and battalions at U.S. Army training centers • 5–44, *page 24*  
Troop commands and medical brigades of medical centers • 5–45, *page 24*  
United States Army garrison • 5–46, *page 24*  
Numbered USAR Army garrison support • 5–47, *page 24*  
Headquarters Command, United States Army Garrison • 5–48, *page 24*  
U.S. Army ROTC Cadet Command and ROTC institutional flags • 5–49, *page 24*  
Brigades of the U.S. Army Recruiting Command • 5–50, *page 24*  
Battalions of Recruiting Brigades and Brigades AMED Recruiting Detachments • 5–51, *page 24*  
Disposition • 5–52, *page 24*

#### Section II

*Organizational Colors, page 25*  
Display of colors • 5–53, *page 25*  
Prohibitions • 5–54, *page 25*  
Description • 5–55, *page 25*  
Streamers displayed with organizational colors • 5–56, *page 25*  
Identification bands • 5–57, *page 25*

## Contents—Continued

United States Corps of Cadet • 5–58, *page 25*  
Regiments and separate TOE battalions • 5–59, *page 25*  
Battalions and squadrons of Active Army, Army Reserve, and Army National Guard regiments • 5–60, *page 25*  
Special Forces groups and battalions of Special forces groups • 5–61, *page 25*  
Completion of coat of arms • 5–62, *page 25*  
Disposition • 5–63, *page 25*

### Chapter 6

#### Guidons, *page 36*

##### 6-1. Authorization, *page 36*

Additional guidons • 6–2, *page 36*  
Prohibitions • 6–3, *page 36*  
Description • 6–4, *page 36*  
Display of guidons • 6–5, *page 36*  
Streamers and silver bands • 6–6, *page 36*  
Headquarters Company, U.S. Army, Fort Myer, Virginia • 6–7, *page 36*  
United States Army Field Band • 6–8, *page 36*  
Headquarters companies of specified commands • 6–9, *page 36*  
Support battalion of a division • 6–10, *page 36*  
TOE companies, batteries, troops, and detachments of regiments and separate battalions • 6–11, *page 36*  
TOE companies, batteries, troops and detachments of battalions or squadrons of regiments • 6–12, *page 37*  
Named TOE companies • 6–13, *page 37*  
TOE separate companies, batteries, detachments, and equivalent size TOE units • 6–14, *page 37*  
TDA detachments and company size units • 6–15, *page 37*  
Headquarters Company, U.S. Army Garrison • 6–16, *page 37*  
Numbered USAR garrison support units A teal blue guidon with the insignia for branch immaterial centered above the unit number. (See fig 6-32.) • 6–17, *page 37*  
Troop command and medical brigade of medical centers • 6–18, *page 37*  
Headquarters company, hospital centers • 6–19, *page 37*  
Numbered Medical laboratories, numbered Medical Materiel Centers • 6–20, *page 37*  
Companies of hospitals and Medical Centers • 6–21, *page 37*  
U.S. Army service schools • 6–22, *page 37*  
School brigades and officer candidate school (OCS) brigades • 6–23, *page 37*  
Battalions of school brigades or OCS brigades • 6–24, *page 37*  
Companies, U.S. Corps of Cadets • 6–25, *page 37*  
Military Academy Preparatory School. • 6–26, *page 37*  
Noncommissioned officer academies • 6–27, *page 37*  
Headquarters company, U.S. Army training centers • 6–28, *page 37*  
State Army National Guard OCS • 6–29, *page 37*  
Companies of training brigades and battalions at U.S. Army training centers • 6–30, *page 37*  
Companies or batteries, ROTC • 6–31, *page 37*  
Disposition • 6–32, *page 38*

### Chapter 7

#### Miscellaneous Flags and Tabards, *page 48*

Army recruiting advertising flag • 7–1, *page 48*  
The United States Army Band flag • 7–2, *page 48*  
Army Community Service flag • 7–3, *page 48*  
Army military chapel flags • 7–4, *page 48*  
Army chaplains flags • 7–5, *page 48*  
U.S. Army Corps of Engineers, divisions, districts, laboratories, and separate offices. • 7–6, *page 48*  
Convention of Geneva flag • 7–7, *page 49*  
Veterinary unit flag • 7–8, *page 49*  
Vessel flags • 7–9, *page 49*  
Tabards • 7–10, *page 49*

State and territorial flags • 7–11, *page 49*  
United Nations flag • 7–12, *page 49*  
North Atlantic Treaty Organization (NATO) flag • 7–13, *page 49*  
Foreign national flags • 7–14, *page 49*  
Non-heraldic items • 7–15, *page 50*

### Chapter 8

#### Flagstaves and Flagstaff Heads (Finials), *page 52*

Flagstaff • 8–1, *page 52*  
Flagstaff head (finial) • 8–2, *page 53*  
Installation flagpoles • 8–3, *page 53*

### Chapter 9

#### Streamers and Silver Bands, *page 54*

Authorization • 9–1, *page 54*  
Restrictions • 9–2, *page 54*  
Supply • 9–3, *page 54*  
Display • 9–4, *page 55*  
Arrowhead device • 9–5, *page 55*  
Earned honor device • 9–6, *page 55*  
Description • 9–7, *page 55*  
United States Unit decoration streamers • 9–8, *page 55*  
Foreign decoration streamers • 9–9, *page 55*  
Infantry and medical streamers • 9–10, *page 56*  
Campaign streamers • 9–11, *page 56*  
War service streamers • 9–12, *page 56*  
Streamers for Army Rifle and Pistol Teams • 9–13, *page 57*  
Streamers for ROTC affiliation • 9–14, *page 57*  
War service and campaign silver band • 9–15, *page 57*  
Disposition • 9–16, *page 57*

### Chapter 10

#### Supply, Maintenance, Disposition, and Replacement, *page 67*

Supply • 10–1, *page 67*  
Standby items for visiting dignitaries • 10–2, *page 68*  
Care of flags • 10–3, *page 68*  
Replacement • 10–4, *page 68*  
Disposition of flags and guidons • 10–5, *page 68*  
Exhibit of historic flags • 10–6, *page 68*

#### Appendix A. References, *page 70*

#### Glossary

**RESERVED**



## Chapter 1 Introduction

### 1-1. Purpose

This regulation prescribes the design, acquisition, display, disposition, and use of flags, guidons, streamers, automobile and aircraft plates, and tabards by Department of the Army (DA) organizations and personnel. It is the authority for these items and their basis of issue. It also describes the flags used by the President, Vice President, officials of the Department of Defense (DOD), and the Chairman of the Joint Chiefs of Staff (JCS).

### 1-2. References

Required and related publications and referenced forms are listed in appendix A.

### 1-3. Explanation of abbreviations and terms

Abbreviations and special terms used in this regulation are explained in the glossary.

### 1-4. Responsibilities

a. The Deputy Chief of Staff for Personnel has staff responsibility for heraldic activities in the Army.

b. The Director, The Institute of Heraldry (TIOH), is responsible for—

(1) Developing and approving policies and procedures for the Army flag program.

(2) Monitoring the overall operation of the Army flag program.

c. The Commander, U.S. Army Center of Military History, is responsible for the care and storage of flags of inactive TOE units.

d. All commanders (from unit to major commands) will—

(1) Ensure only flags authorized by this regulation or designs approved by the Institute of Heraldry are displayed within the Army.

(2) Obtain flags only from an authorized supply source.

### 1-5. Design

a. Flags are alike on both sides. Design elements appear on both sides on flags and guidons and show on the opposite side as if printed through the materia except as stated in b and c below.

b. Letters and numerals will read from left to right on both sides of the flags and guidons.

c. When a shoulder sleeve insignia (SSI) design is used on a flag, the SSI design must appear proper on both sides of the flag.

### 1-6. Materials

Flags designed primarily for indoor and parade display will normally be made of banner rayon or heavyweight nylon with rayon fringe. Those designed primarily for outdoor display will be made of nylon-wool or heavyweight nylon without fringe.

### 1-7. Restrictions

The following limitations and prohibitions are applicable to flags, guidons, streamers, and components:

a. *Unauthorized items.* Flags, guidons, streamers, and components that are not described in this regulation or approved by TIOH are prohibited (See tables 1-1 and 1-2 for authorizations.)

b. *Alterations of designs.* The designs prescribed by this regulation will not be altered except by authority of TIOH.

c. *Acceptance of donated items.* Only the Secretary of the Army (SA) is authorized to accept or refuse a donation of heraldic items for use by organizations under SA jurisdiction. Offers will be processed according to AR 1-100.

d. *Issue of partially completed flags.* When authorized by TIOH, partially completed organizational colors may be issued by the U.S. Army Soldiers System Command, ATTN: AMSSC-I-SSA-SH, P.O. Box 60539, Philadelphia, PA 19145-0539, pending approval of the coat of arms for that organization.

e. *Unauthorized use of official flags, guidons, and streamers.* There is no law that permits the sale, loan, or donation of flags, guidons, or streamers to individuals or organizations not in the military service except as indicated in (1) and (2) below. Display or use of flags, guidons, and streamers or replicas thereof, including those presently or formerly carried by U.S. Army units, by other than the office, individual, or organizations for which authorized, is prohibited except as indicated in (3) below.

(1) Educational institutions may purchase the U.S. Army flag with streamers or the Army field flag for the use of their military students when an Army officer is detailed as professor of military science. The institution must be of college level with an authorized Senior Reserve Officer Training Corps (SROTC) unit assigned. These flags may be purchased from the Commander, U.S. Army Soldiers System Command, ATTN: AMSSC-I-SSA-SH, P.O. Box 60539, Philadelphia, PA 19145-0539. Sales must be paid for by certified check or money order and purchased by the institution. Appropriated funds are not authorized for purchase of the U.S. Army flag or the Army field flag for educational institutions in the Reserve Officers Training Corps (ROTC) program.

(2) For retired general officers see Chap 3, sec II.

(3) At meetings and on ceremonial occasions, recognized U.S. Army organizational associations may display a replica of the organization's distinguishing flag and the organization's subordinate command flags. These flags must be manufactured from drawings and specifications furnished by The Institute of Heraldry and procured commercially. Requests for drawings must be submitted by the organizational association president or executive secretary to the Director, The Institute of Heraldry, U.S. Army, 9325 Gunston Road, Room S112, Fort Belvoir, Virginia 22060-5579.

(4) Commanders of whole branch regiments may authorize organizations to commercially procure a replica of the branch regimental flag. These flags must be manufactured from drawings and specifications prepared by The Institute of Heraldry and furnished to the branch proponent.

f. *Carrying of nonmilitary organizational flags.* U.S. military personnel in uniform or in civilian clothing acting in an official capacity will not carry flags of veterans' groups or other nonmilitary organizations; commanders may, however authorize military personnel to carry State and territorial or national flags during military ceremonies.

g. The private use or display. The private unofficial use or display of positional colors, distinguishing flags, organizational colors, or guidons is prohibited. Individual flags for retired general officers may be displayed as specified in chap 3, sec II.

h. *Unserviceable flags.* Unserviceable flags will not be used for banners or any other purpose. When a flag is no longer suitable for display, it will not be cast aside or used in any way that may be viewed as disrespectful. If not preserved as specified in chapters 2, 5, 6, and 10, it will be destroyed privately, preferably by burning, shredding or by some other method that does not show irreverence or disrespect to the flag.

**Table 1-1  
Flags and plates authorized for positions or individuals**

Office of-	National flag	Positional 4' 4"x 5' 6"	Individual flag	Positional 3' x 4'	Field flag	Boat flag	Auto flag	Auto plate	Aircraft plate	U.S. Army flag
President of the United States	x	x			x	x	x	x	x	x
Vice President of the United States	x	x			x	x	x	x	x	x
Secretary of Defense	x	x			x	x	x	x	x	x
Deputy Secretary of Defense	x	x			x	x	x	x	x	x
Under Secretary of Defense	x	x			x	x	x	x	x	
Assistant Secretaries of Defense	x	x			x	x	x	x	x	
Department of Defense Inspector General	x	x			x	x	x	x	x	
Department of Defense General Counsel	x	x			x	x	x	x	x	
Chairman, Joint Chiefs of Staff	x	x			x	x	x	x	x	x
Vice Chairman, Joint Chiefs of Staff	x	x			x	x	x	x	x	x
Secretary of the Army	x	x			x	x	x	x	x	x
Under Secretary of the Army	x	x			x	x	x	x	x	x
Deputy Under Secretary of the Army (Operations Research)	x	x			x	x	x	x	x	x
Deputy Under Secretary of the Army (International Affairs)	x	x			x	x	x	x	x	x
Assistant Secretaries of the Army	x	x			x	x		x	x	x
Army General Counsel	x	x			x	x		x	x	x
Administrative Assistant to the Secretary of the Army	x			x						x
Director of Information Systems for Command, Control, Communications and Computers	x			x						x
The Inspector General	x			x						x
The Auditor General	x			x						x
Chief, Army Legislative Liaison (OCLL)	x			x						x
Army House Liaison Office (OCLL)	x									x
Army Senate Liaison Office (OCLL)	x									x
Chief of Public Affairs, Office of the Secretary of the Army	x			x						x
Director, Small and Disadvantaged Business	x									x
Chief of Staff, United States Army	x	x			x	x	x	x	x	x
Vice Chief of Staff, United States Army	x	x			x	x	x	x	x	x
Director of the Army Staff	x			x						x
Asst Vice Chief of Staff	x			x						x
HQDA, Deputy Chiefs of Staff	x			x						x
HQDA, Assistant Chiefs of Staff	x			x						x
Sergeant Major of the Army	x									x
The Adjutant General	x			x						x
Chief of Engineers	x			x						x
The Surgeon General	x			x						x
Chief of Chaplains	x			x						x
The Judge Advocate General	x			x						x
Chief, National Guard Bureau	x			x						x
Chief, Army Reserve	x									x
General of the Army	x		x			x	x	x		
General Officers	x		x			x	x	x		

**Table 1-1  
Flags and plates authorized for positions or individuals —Continued**

Office of-	National flag	Positional 4' 4"x 5' 6"	Individual flag	Positional 3' x 4'	Field flag	Boat flag	Auto flag	Auto plate	Aircraft plate	U.S. Army flag
Senior Executive Service (SES)	x			x						
General Officers of the Army National Guard whose ranks are not federally recognized	x		x			x	x	x		
CINCS, Joint Commands, DOD Agencies and Activities	x									x
MACOM Chief of Staff, Deputy Chief of Staff, Assistant Chief of Staff, Commandants and Principle Aides of MACOM Generals (See Note 1)	x									

Notes:

<sup>1</sup> These additional allowances are discretionary and require the personal approval of the MACOM commanders

**Table 1-2  
Flags authorized for Army echelons and organizations**

Office or headquarters of----	National color	U.S. Army flag	Institutional flag	Distinguishing flag	Organizational color
Armies (Numbered)	x	x		x	
Army Medical Department Activity	x			x	
Army Reserve Command	x	x		x	
Battalion, Separate	x				x
Battalions and Squadrons of Regiment	x				x
Brigade of Division	x			x	
Brigade, Separate	x			x	
Brigades and Battalions of Service Schools	x			x	
Commands or Forces Established by Headquarters, Department of the Army	x			x	
Convalescent Centers	x			x	
Corps	x	x		x	
Corps Artillery	x			x	
Defense Attache Offices	x	x			
Divisions	x	x		x	
Divisions (Training or Exercise)	x	x		x	
Division Artillery	x			x	
Depots	x			x	
Field Army Support Command	x			x	
Field Operating Agencies, DA Group	x			x	
Headquarters Command, U.S. Army Installations	x			x	
Hospitals and Medical Centers	x			x	
Hospital Center	x			x	
Major Army Commands (AR 10-5)	x	x		x	
Major Subordinate Commands of Major Army Commands	x	x		x	
Maneuver Area and Maneuver Training Commands	x	x		x	
Medical Battalions	x			x	
Military Entrance Processing Station	x	x		x	
Military Police Prisoner of War Camps	x			x	
Numbered TOE Commands	x			x	
Rear Area Operations Centers	x			x	
Recruiting Brigades and Battalions	x			x	
Regiments	x				x
Regional Support Commands	x			x	
Special Troops, Army (Numbered)	x			x	
Special Troops, Support Command, TOE (Numbered)	x			x	
State Area Commands	x	x		x	
Support Center, TOE (Numbered)	x			x	
Support Command of Division	x			x	

**Table 1-2**  
**Flags authorized for Army echelons and organizations—Continued**

Office or headquarters of----	National color	U.S. Army flag	Institutional flag	Distinguishing flag	Organizational color
Training Brigades and Battalions at U.S. Army Training Center	x			x	
Training Command Division (Exercise & Tng) USAR.	x			x	
Port Commands	x			x	
U.S. Army Area Dental Laboratory	x			x	
U.S. Army Center	x	x		x	
U.S. Army Corps of Engineers, Divisions, Districts, Laboratories and Separate Offices	x			x	
U.S. Army Dental Activities	x			x	
U.S. Army Garrison	x			x	
U.S. Army Garrison Support Units	x			x	
U.S. Army Reception Battalions	x			x	
U.S. Army Reserve Schools (Numbered)	x			x	
U.S. Army Training Center	x	x		x	
United States Corps of Cadets	x	x		x	
Senior Reserve Officers Training Corps	x	x	x		
Junior Reserve Officers Training Corps	x		x		

## Chapter 2

### Flag of the United States

#### 2-1. Authorization

*a.* The flag of the United States is the symbol of our nation. The union, white stars on a field of blue, is the honor point of the flag. The union of the flag, and the flag itself when in company with other flags, is always given the honor position; for example, the marching right, the flag's own right or an observer's left facing the flag.

*b.* The flag of the United States must always be of current design as prescribed by chapters 1 title 4, United States Code (4 USC chapter 1, The Flag). The U.S. flag will always be displayed or carried in ceremonies when any other flags are displayed or carried.

#### 2-2. Time and occasion for display

*a.* The flag of the United States will be displayed outdoors at all Army installations.

*b.* Only one flag of the United States will be flown at one time at any continental United States (CONUS) Army installation, except as authorized by the commanding generals of major Army commands (MACOM). Major commands may delegate this authority to major subordinate commands. Installations which have other federal agencies as tenants may permit those federal agencies to display the U.S. flag on or in front of their facility.

*c.* The flag of the United States is the only flag that may be flown from a flagpole over a CONUS Army installation unless an exception is granted by TIOH, U.S. Army. However, the Minuteman flag (AR 608-15), the Prisoner of War/Missing in Action (POW/MIA) flag, the Retiree flag, or the Commander-in-Chief's Installation Excellence Award flag, when authorized, may be flown beneath the flag of the United States without referral to TIOH for exception. The POW/MIA flag will be flown beneath the flag of the United States on Armed Forces Day, the third Saturday in May; Memorial Day, the last Monday in May; Flag Day, June 14; Independence Day, July 4; National POW/MIA Day; Veterans Day, November 11 and on occasions when the installation is hosting POW/MIA activities. The Retiree flag may be flown on Veterans Day or occasions when the installation is sponsoring activities for retirees such as open house or retiree day. Not more than one flag will be displayed below the flag of the United States and, if displayed, will be approximately 6 inches below the flag of the United States.

*d.* The flag of the United States should be displayed with foreign national flags at overseas installations according to applicable international agreements.

*e.* The flag of the United States will be displayed daily from reveille to retreat.

*f.* MACOM commanders may authorize permanent or semipermanent (more than one week at a time) 24-hour display of the flag provided the flag is properly illuminated with its own source of light during hours of darkness. Major commands may delegate this authority to major subordinate commands.

*g.* Local or installation commanders may authorize nighttime display of the flag of the United States during special events or on special occasions, provided the flag is properly illuminated.

#### 2-3. Sizes and occasions for display

*a.* National flags listed below are for outdoor display.

(1) Garrison flag—20-foot hoist by 38-foot fly, of approved material. (The post flag may be flown in lieu of the garrison flag.) The garrison flag may be flown on the following holidays and special occasions:

- (a) New Year's Day, 1 January.
- (b) Inauguration Day, 20 January every fourth year.
- (c) Martin Luther King, Jr's Birthday, third Monday in January.
- (d) President's Day, third Monday in February.
- (e) Easter Sunday (variable).
- (f) Loyalty Day and Law Day, USA, 1 May.
- (g) Mother's Day, second Sunday in May.
- (h) Armed Forces Day, third Saturday in May.
- (i) National Maritime Day, 22 May.
- (j) Memorial Day, last Monday in May.
- (k) Flag Day, 14 June.
- (l) Father's Day, third Sunday in June.
- (m) Independence Day, 4 July.
- (n) National Aviation Day, 19 August.
- (o) Labor Day, first Monday in September.
- (p) Constitution Day and Citizenship Day, 17 September.
- (q) Gold Star Mother's Day, last Sunday in September.
- (r) Columbus Day, second Monday in October.
- (s) Veterans Day, 11 November.
- (t) Thanksgiving Day, fourth Thursday in November.
- (u) Christmas Day, 25 December.
- (v) Important occasions as designated by Presidential Proclamation or Headquarters, Department of the Army (HQDA).

(w) Celebration of a regional nature when directed by the installation commander.

(2) Post flag—8-foot 11 3/8-inch hoist by 17-foot fly, of approved material. The post flag is flown daily except when the garrison and storm flags are flown. When a garrison flag is not available, the post flag will be flown on holidays and important occasions.

(3) Field flag—6-foot 8-inch hoist by 12-foot fly, of approved material. The field flag may be displayed from a flag pole only when distinguished visitors are present and only with the positional field flag.

(4) Storm flag—5-foot hoist by 9-foot 6-inch fly, of approved material. The storm flag is flown in inclement weather.

(5) Internment flag—5-foot hoist by 9-foot 6 inch fly, of approved material. The internment flag is authorized for deceased military personnel and for deceased veterans. Upon application to the nearest postmaster, the Veterans Administration will provide flags for deceased veterans.

(6) Boat flag—3-foot hoist by 4-foot fly, of approved material. The U.S. boat flag is displayed only with positional boat flag colors and general officers flags.

(7) Ensign—2-foot 4 7/16-inch hoist by 4-foot 6-inch fly, of approved material. The ensign will be displayed on vessels when required to indicate nationality.

(8) Union jack—The union jack consists of a blue base with white stars similar in all respects to the union of the flag of the United States. The union jack is flown on ships at anchor or tied up at pier. When flown with the flag of the United States, the union jack will be the same size as the union of the national color being flown.

(9) Grave decoration flag—7-inch hoist by 11-inch fly, of cotton muslin (TM 10-287).

(10) Automobile flags—

(a) Twelve-inch hoist by 18-inch fly, of approved material, trimmed on three sides with fringe 1 1/2 inches wide. This flag is to be displayed with the individual automobile flag of the President and Vice President of the United States.

(b) Eighteen-inch hoist by 26-inch fly, of approved material trimmed on three sides with fringes 1 1/2 inches wide. This flag is to be displayed on automobiles of individuals listed in table 1-1.

b. National flags listed below are for indoor display and for use in ceremonies and parades. For these purposes, the flag of the United States will be of rayon banner cloth or heavyweight nylon, trimmed on three sides with golden yellow fringe, 2 1/2 inches wide. It will be the same size or larger than other flags displayed or carried at the same time.

(1) Four-foot 4-inch hoist by 5-foot 6-inch fly. This size flag will be displayed with the United States Army flag, organizational flag of Major Army Commands, positional colors (table 1-1), the Corps of Cadets' color, the 1st Battalion, 3d Infantry color, the 4-foot 4-inch by 5-foot 6-inch chapel flag and the individual flag of a General of the Army.

(2) Three-foot hoist by 4-foot fly. This size flag will be displayed with the Army Field flag, distinguishing flags, organizational colors, and institutional flags of the same size. It will also be displayed within the offices listed in c below when no other positional or organizational flags are authorized.

c. Authorization for indoor display. The flag of the United States is authorized for indoor display for each—

(1) Office, headquarters, and organization authorized a positional color, distinguishing flag, or organizational color.

(2) Organization of battalion size or larger, temporary or permanent, not otherwise authorized a flag of the United States.

(3) Military offices not otherwise authorized an indoor flag of the United States, for the purpose of administering oaths of office.

(4) Military courtroom.

(5) U.S. Army element of joint commands, military groups, and missions. One flag is authorized for any one headquarters operating in a dual capacity.

(6) Subordinate element of the U.S. Army Recruiting Command.

(7) ROTC unit.

(8) Senior Executive Service (SES) employee for permanent retention.

## 2-4. Position and manner of display

a. Ceremonies and parades.

(1) The flag of the United States will be carried on all ceremonial

occasions when two or more companies or an appropriate honor guard participates. It is always displayed in the position of honor.

(2) When the flag of the United States is carried in a procession with other flags, the place of the flag of the United States is on the marching right; or, if there is a line of other flags, in front of the center of that line. (See fig 2-1).

(3) The flag should never be carried flat or horizontally but always aloft and free.

(4) When the flag of the United States is displayed from a vehicle, the staff of the flag will be clamped firmly to the right front fender.

b. With foreign national flags. When the flag of the United States is displayed with foreign national flags, all flags will be comparable in size. The flagstaves or flagpoles on which they are flown will be of equal height. The tops of all flags should be of equal distance from the ground.

c. From staffs.

(1) When a number of flags are grouped and displayed from staffs radiating from a central point, and no foreign flags are involved, the flag of the United States will be in the center and at the highest point of the group. (See figure 2-2 for sequence).

(2) When a number of flags are displayed from staffs set in a line, the flag of the United States will be at the right; that is, to the left of an observer facing the display. (See fig 2-1). However, if no foreign national flags are involved, the flag of the United States may be placed at the center of the line providing it is displayed at a higher level. (See fig 2-3).

d. With State flags. When the flag of the United States is displayed with State flags, all of the state flags will be of comparable size. They will be displayed from separate flagstaves of equal height set on the same level.

e. Against a wall.

(1) The flag of the United States, when it is displayed with another flag against a wall from crossed staffs, should be on the right, the flag's own right, and its staff should be in front of the staff of the other flag. (See fig 2-4).

(2) When the flag of the United States is displayed either horizontally or vertically against a wall, the union will be uppermost and to the flag's own right, that is to the observer's left facing the display. (See fig 2-5).

(3) When displayed on the wall of a stage, it will be placed above and behind the speaker's stand. (See fig 2-6).

f. In an auditorium, meeting hall, or chapel. When the U.S. flag is displayed from a staff in an auditorium meeting hall, or chapel, whether on the same floor level or on a platform, it should be in the position of honor at the speaker's or chaplain's right facing the audience or congregation in accordance with section 173, title 36, United States Code (36 USC 173), as amended 7 July 1976. Other flags should be placed on the left of the speaker or chaplain; that is, to the right of the audience. (See fig 2-6 and 2-7).

g. Halfstaff.

(1) For occasions and durations of halfstaff display of the flag of the United States, see AR 600-25.

(2) When the flag of the United States is displayed at halfstaff, it is first hoisted to the top of the staff for an instant, then lowered to the halfstaff position. The flag should again be raised to the top of the staff before it is lowered for the day.

(3) The flag is in a halfstaff position when it is in any position below the top of the pole. Generally the position of the flag is at halfstaff when the middle point of the hoist of the flag is halfway between the top of the staff and the foot. In the case of a flagpole with crosstree or guy cable, the flag should be halfway between the top of the pole and the top of the crosstree or point of attachment of the guy cables. (See fig 2-8).

(4) In accordance with the provisions of section 178, title 36, United States Code (36 USC 178), when the President directs that the flag be flown at halfstaff at military facilities, naval vessels, and stations abroad, it will be so flown whether or not the flag of another nation is full staff alongside the U.S. flag.

h. Placed in mourning. Flags carried by troops will not be placed in mourning unless ordered by the President or the Secretary of the

Army. When so ordered, a streamer of black crepe 7 feet long and 1 foot wide will be attached to the staff at the center of the streamer immediately below the spearhead of the U.S. flag and the organizational flag. (See fig 2-9).

*i.* Lowering and folding.

(1) While the flag of the United States is being lowered from the staff and folded, no portion of it should be allowed to touch the ground. The flag should be folded in the triangular shape of a cocked hat. (See fig 2-10).

(2) For the ceremonies of hoisting and lowering, see FM 22-5.

*j.* At military funerals.

(1) The internment flag covers the casket at the military funeral of any of the following:

(a) Members of the active military force.

(b) Members of the Army National Guard.

(c) Members of the Army Reserve.

(d) Honorably discharged veterans.

(e) Retired military personnel.

(2) On a closed casket, the flag will be placed lengthwise, with the union at the head and over the left shoulder of the deceased. When a full-couch casket is opened, the flag will be removed, folded to the triangular shape of a cocked hat and placed in the lid at the head end of the casket and just above the decedent's left shoulder. When a half-couch casket is opened, the flag will be folded on the lower half of the casket in the same relative position as when displayed full length on a closed casket. The flag will not be lowered into the grave, and it will not be allowed to touch the ground. The internment flag may be given to the next of kin at the conclusion of the internment. (See figs 2-11 and 2-12).

**2-5. Order of precedence of flags The following is the order of precedence of flags:**

*a.* The flag of the United States.

*b.* Foreign national flags. (Normally, these are displayed in alphabetical order using the English alphabet.)

*c.* Flag of the President of the United States of America.

*d.* State and territorial flags. Normally, state flags are displayed in order of admittance of the State to the Union. However, they may also be displayed in alphabetical order using the English alphabet. Territorial flags are displayed after the State flags either in the order they were recognized by the United States or alphabetically.

*e.* Military organizational flags of the Services in order of precedence

(1) Cadets, United States Military Academy

(2) Midshipmen, United States Naval Academy

(3) Cadets, United States Air Force Academy

(4) Cadets, United States Coast Guard Academy

(5) Midshipmen, United States Merchant Marine Academy

(6) United States Army

(7) United States Marine Corps

(8) United States Navy

(9) United States Air Force

(10) United States Coast Guard

(11) Army National Guard of the United States

(12) Army Reserve

(13) Marine Corps Reserve

(14) Naval Reserve

(15) Air National Guard of the United States

(16) Air Force Reserve

(17) Coast Guard Reserve

(18) Other training organizations of the Army, Marine Corps, Navy, Air Force, and Coast Guard, in that order, respectively.

*f.* Military organizational flags within a Service by echelon. The flag for the regimental corps will have precedence immediately before the regimental proponent's command flag. The regimental corps flag will never have precedence above a MACOM flag.

*g.* Individual flags in order of rank. For the purpose of order of precedence, the term "individual flags" includes the Department of the Army Senior Executive Service flag.

**2-6. Prohibitions The following rules will be observed:**

*a.* No lettering or object of any kind will be placed on the flag of the United States.

*b.* No other flag or pennant will be placed above the flag of the United States or, if on the same level, to the right of the flag.

*c.* The flag of the United States, when flown at a military post or when carried by troops, will not be dipped by way of salute or compliment (AR 600-25).

*d.* The flag of the United States will always be displayed flat or hanging free. It will not be festooned over doorways or arches, tied in a bow knot, or fashioned into a rosette.

*e.* The flag will not be used to cover a speaker's stand or to drape the front of a platform. Bunting of the national colors, arranged with the blue above, white in the middle, and red below, should be used for this purpose and for general decoration.

**2-7. Use and display by civilians**

Use and display of the U.S. flag by civilians, civilian groups, and organizations are governed by 36 USC 173. Civilians who inquire about the display of the U.S. flag should be referred to this statute. They should also be advised to consult the Attorney General of the State in which they reside or operate for information concerning State laws that apply to the U.S. flag.

**2-8. Cords and tassels**

A cord 8-foot 6-inch in length with a tassel at each end is attached at the center of the cord below the finial on the staff of the U.S. flag only when it is displayed with a flag also equipped with a cord and tassel. Only 4-foot, 4-inch by 5-foot, 6-inch positional colors (chap 3, sec I) and the color of the U.S. Corps of Cadets (chap 5, sec II) are authorized a cord and tassel. The colors of the cord and tassel for the U.S. flag are red, white, and blue when displayed by the Army.

**2-9. Identification bands**

Organizations may requisition a silver color identification band inscribed with the official designation of the organization for placement on the flagstaff of national flags issued to Army organizations from the U.S. Army Soldiers System Command, ATTN: AMSSC-I-SSA-SH, P.O. Box 60539, Philadelphia, PA 19145-0539. Official designations of Army organizations are determined by the U.S. Army Center of Military History in accordance with AR 220-5.

**2-10. Replacement and requisitions**

See chapter 10, paragraph 10-4, for replacement or requisition of the flag of the United States.

**2-11. Damaged U.S. national flags**

Commanders are responsible for ensuring that U.S. national flags on display are presentable at all times. Periodic inspections of flags should be made. Minor repairs such as rehemming, correcting loose stitching and mending tears or rips will be made locally provided the approved design is retained in its specified proportions.

**2-12. Disposition**

*a. Table of organization and equipment (TOE) organizations.* When a unit is inactivated and is immediately activated with a new designation, the U.S. flag will be retained for use by the new organization. The U.S. flag of inactivated TOE units will be forwarded with other authorized flags to the Commander, U.S. Army Center of Military History, ATTN: DAMH-MDH (Flag Mission), Anniston Army Depot, Anniston, AL 36201-5098 after disposition instructions are received from the Museum Division, U.S. Army, Center of Military History, ATTN: DAMH-MDC, 103 3rd Ave., Ft. McNair, Washington DC 20319-5058. The flag should be tagged with the organization's official designation to insure positive identification. It should be shipped in padded bags, boxed or rolled, and placed in a container. Documents forwarded with the items or tags attached should be marked "Unit Inactivated."


*b. Table of distribution and allowances (TDA) units.* When a

TDA unit is discontinued, the U.S. flag may be kept by the installation for display purposes or as a standby flag.


*c. Unserviceable U.S. Flags.*

(1) *Indoor display.* Unserviceable indoor flags should be certified unserviceable by the commander, head of an office, or designated official. Authorized replacement can be obtained by submitting a funded document to Routing Identifier Code S9T, Defense Support Center, Philadelphia, ATTN: DSCP-FNSC, 2800 South 20th Street, Philadelphia, PA 19145-5099. If the unserviceable flag has historic value, a tag containing the historical information should be attached to the flag, and it should be kept as a memento of service by the unit or office to which it belongs. If there is no historic value, it should be destroyed privately, preferably by burning, shredding or some other method that does not show irreverence or disrespect to the flag.


(2) *Outdoor display.* Unserviceable outdoor display flags should be destroyed privately, preferably by burning, shredding or by some other method that does not show irreverence or disrespect to the flag.




**Figure 2-3. U.S. flag displayed in center of line**



**Figure 2-1. U.S. Flag carried with other flags**



**Figure 2-4. U.S. flag displayed crossed with another flag**



**Figure 2-2. U.S. flag displayed in groups with staffs radiating**



**Figure 2-5. U.S. Flag displayed against the wall**




Figure 2-6. U.S. flag displayed on the wall of a rostrum and on a staff in an auditorium

---



Figure 2-9. U.S. flag with crepe streamer

---




Figure 2-7. U.S. flag displayed with chancel

---

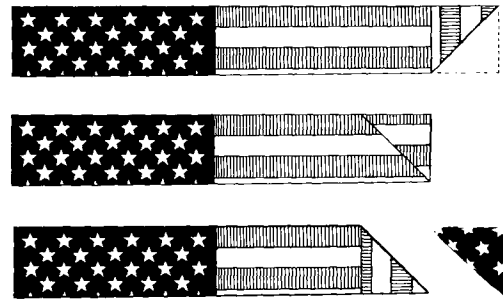


Figure 2-10. Folding of the U.S. flag

---




Figure 2-8. U.S. flag displayed at half staff

---

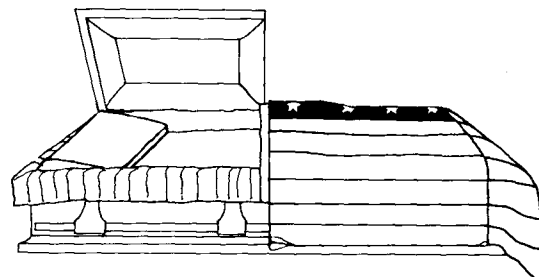


Figure 2-11. U.S. flag placed on an open casket

---






Figure 2-12. U.S. flag placed on a closed casket

## Chapter 3 Positional Colors, Individual Flags, and Plates

### Section I Positional Colors

#### 3-1. Authorization

Positional colors are authorized to indicate the official status or rank of certain civilian and military officials of the Federal Government. These colors are accountable property and not the personal property of the individuals holding the office. Their retention by individuals is prohibited. (See table 1-1 or Positional flag authorizations).

#### 3-2. Sizes

*a. Indoor display.* Positional colors are authorized in two sizes for indoor display and ceremonies.

(1) Four-foot 4-inch hoist by 5-foot 6-inch fly (See table 1-1 for positions that are authorized this size Positional color.)

(2) Three-foot hoist by 4-foot fly (See table 1-1 for positions that are authorized this size positional color).

*b. Outdoor display.* Automobile, boat, and field flags and aircraft/automobile plates are authorized for positions indicated in table 1-1. Sizes are as prescribed in section III of this chapter.

#### 3-3. Material

All positional colors for indoor display are rayon banner cloth or heavyweight nylon, trimmed on three sides with rayon fringe 2 1/2 inches wide.

#### 3-4. Cords and tassels

Cords and tassels are authorized for positional flags specified in paragraph 3-2a(1) in the color combinations specified in paragraphs 3-5 through 3-20. The national color accompanying the positional color will have cords and tassels of red, white, and blue.

#### 3-5. Office of the President of the United States of America.

This flag as authorized in (EO 10860, 5 Feb 60) is national flag blue on which is centered the Presidential coat of arms in proper colors, circled by white stars, the same number as in the union of the U.S. flag. The fringe is silver and gold bullion. Cords and tassels are red white, and blue (See fig 3-1).

#### 3-6. Office of the Vice President of the United States of America

This flag as authorized in (EO 11884, 7 Oct 75) is white with a blue

five-pointed star in each corner. The Vice Presidential coat of arms, in proper colors, is centered on the flag. The fringe is blue; cord and tassels are blue and white.(See fig 3-2).

#### 3-7. Office of the Secretary of Defense

This flag (approved by the President of the United States, 7 Oct 47) is medium blue on which is centered an American bald eagle, with a white five-pointed star in each corner. The eagle's wings are displayed horizontally; its talons grasp three crossed arrows, all in proper colors. A shield with blue chief and 13 red and white vertical stripes is on the eagle's breast. The fringe is white; cord and tassels are medium blue and white. (See fig 3-3).

#### 3-8. Office of the Deputy Secretary of Defense

The design of this flag (approved by the president of the United States, 20 Apr 49) is the same as that of the Secretary of Defense, except the background is white; the four stars and fringe are medium blue; cord and tassels are medium blue and white. (See fig 3-3).

#### 3-9. Offices of the Under Secretaries of Defense

This flag (approved by the Secretary of Defense, 18 Feb 59) is medium blue with a dark blue triangle starting in each corner of the base. The apex is in the vertical center of the flag between four white, five-pointed stars, two to hoist and two to fly. Centered on the flag is the device from the DOD seal, in proper colors, with the wings of the eagle extending into the blue on each side. The fringe is white; cord and tassels are medium blue and white. (See fig 3-4).

#### 3-10. Offices of the Assistant Secretaries of Defense

The design of this flag (approved by the President of the United States, 16 Aug 49) is the same as that of the Deputy Secretary of Defense, except the four stars and fringe are Old Glory red; cord and tassels are old glory red and white. (See fig 3-3).

#### 3-11. Office of the General Counsel of the Department of Defense

The design of this flag (approved by the Secretary of Defense, 19 Aug 70) is the same as that of the Assistant Secretaries of Defense. (See fig 3-3).

#### 3-12. Office of the Department of Defense Inspector General

The design of this flag (approved by the Secretary of Defense, 10 Apr 84) is the same as that of the Secretary of Defense, except the background is white. Stars and fringe are Old Glory blue; cord and tassels are Old Glory blue and white. (See fig 3-3).

#### 3-13. Office of the Chairman, Joint Chiefs of Staff

The flag (approved by the Secretary of Defense, 6 Dec 49) background is divided diagonally from upper hoist to lower fly with medium blue above white. Centered on the flag is an American bald eagle with wings spread horizontally, in proper colors. The talons grasp three crossed arrows. A shield with blue chief and 13 red and white stripes is on the eagle's breast. Diagonally, from upper fly to lower hoist are four five-pointed stars, two white on the medium blue, and two medium blue on the white. The fringe is yellow; cord and tassels are medium blue and white. (See fig 3-5).

#### 3-14. Office of the Vice Chairman, Joint Chiefs of Staff

This flag (approved by the Secretary of Defense, 20 Jan 87) is white with a diagonal medium blue strip from upper hoist to lower fly. Centered on the flag is an American bald eagle with wings spread horizontally, in proper colors. The talons grasp three crossed arrows. A shield with blue chief and 13 red and white stripes is on the eagle's breast. Diagonally, from upper fly to lower hoist are four five-pointed stars, medium blue on the white, two above the eagle, and two below. The fringe is yellow; cord and tassels are medium blue and white. (See fig 3-6).

## **Section II Positional Colors, Civilian Officials, HQDA**

### **3-15. Office of the Secretary of the Army**

This flag (approved by the Secretary of War, 3 Mar 1897) is scarlet on which is centered the U.S. coat of arms in proper colors, with a white five-pointed star in each corner. The fringe is white; cord and tassels are scarlet and white. (See fig 3-7)

### **3-16. Office of the Under Secretary of the Army**

This flag (approved by the Secretary of the Army, 21 Sep 49) is the same design as the Secretary of the Army's flag, except the background is white, the stars and fringe are scarlet; cord and tassels are scarlet and white. (See fig 3-7).

### **3-17. Offices of the Assistant Secretaries of the Army and General Counsel**

This flag (approved by the Secretary of the Army, 21 Sep 49) is the same design as the Under Secretary of the Army's flag, except the stars and fringe are old glory blue; cord and tassels are old glory blue and white. (See fig 3-7).

### **3-18. Offices of the Principal Staff Assistants to the Secretary of the Army**

The flag is white, 3-foot hoist by 4-foot fly, with the Coat of Arms of the United States in proper colors centered thereon. The fringe is yellow. (See fig 3-8). The following offices are authorized this flag:

- a. Office of the Administrative Assistant to the Secretary of the Army.
- b. Office of the Director of Small and Disadvantaged Business.
- c. Office of the Director of Information System for Command, Control, Communications, and Computers.
- d. Office of the Auditor General.
- e. Office of the Chief of Legislative Liaison (OCLL).
- f. Office of the Chief of Public Affairs.
- g. Office of the Deputy Under Secretary of the Army (Operations Research).
- h. Office of the Deputy Under Secretary of the Army (International Affairs).

## **Section III Positional Colors, Military Officials, HQDA**

### **3-19. Office of the Chief of Staff, United States Army**

The flag (approved on 6 Jul 17) background is divided diagonally from upper fly to lower hoist, in scarlet and white, with scarlet uppermost. The insignia of the General Staff, a five-pointed white star, surmounted by the U.S. coat of arms in proper colors, is centered on the flag. Four five-pointed stars are horizontally centered on the flag, two on each side of the insignia. The two stars on the scarlet area are white and the two on the white are scarlet. The fringe is yellow; cord and tassels are scarlet and white. (See fig 3-9).

### **3-20. Office of the Vice Chief of Staff, United States Army**

The Flag (approved by the Deputy Chief of Staff for Administration, 15 Dec 49) background is divided diagonally from upper hoist to lower fly and from upper fly to lower hoist. The upper and lower sections are white, and the end sections scarlet. The insignia of the Army General Staff, a five-pointed white star surmounted by the U.S. coat of arms is centered on the flag in proper colors. Four white five-pointed stars are horizontally centered, two on each side of the insignia. The fringe is yellow; cord and tassels are scarlet and white (See fig 3-10).

### **3-21. Office of the Director of the Army Staff**

This flag has a yellow base, 3-foot hoist by 4-foot fly, with the insignia for the General Staff (a black star surmounted by the coat of arms of the United States in yellow). On the eagle's breast is a

shield with red and white stripes and a blue chief. The fringe is black. (See fig 3-11).

### **3-22. Offices of the Deputy and Assistant Chiefs of Staff, United States Army**

The flag is the same as described in para 3-21.

### **3-23. Office of The Adjutant General**

The flag has a dark blue base, 3-foot hoist by 4-foot fly, with the branch insignia for The Adjutant General's Corps (a shield with red and white vertical stripes and a blue chief with white stars). The fringe is scarlet. (See Fig 3-12).

### **3-24. Office of the Chief, Army Reserve**

The flag is teal blue, 3-foot hoist by 4-foot fly, with a bust of a Minuteman in profile within a wreath formed by two olive branches, all yellow, above a yellow scroll inscribed "United States Army Reserve" in teal blue letters. Below the scroll are the numerals "1908" in yellow. The fringe is yellow. (See fig 3-13.)

### **3-25. Office of the Chief of Chaplains**

This flag has a white base, 3-foot hoist by 4-foot fly, with a medium blue disc within a yellow border with the lower portion of a yellow sun radiating four yellow rays, surmounted by a white dove in flight viewed head-on, its wings stretched across the four rays, holding in its beak a green olive branch. Below is an open book with purple binding and blank white pages. Beneath the book is a yellow scroll inscribed "PRO DEO ET PATRIA" in brown letters. Above the disc is a red scroll inscribed "1775" in yellow numerals. Below the disc is a red scroll inscribed "UNITED STATES ARMY" in yellow letters. The fringe is yellow. (See fig 3-14).

### **3-26. Office of the Chief of Engineers**

On a scarlet flag, 3-foot hoist by 4-foot fly, is the branch insignia for the Corps of Engineers, white, detailed black with red windows. The fringe is white. (See fig 3-15).

### **3-27. Office of the Inspector General**

On a dark blue flag 3-foot hoist by 4-foot fly is the branch insignia for the Inspector General in light blue with white lettering and outlines. The fringe is light blue. (See fig 3-16.)

### **3-28. Office of The Judge Advocate General**

On a dark blue flag, 3-foot hoist by 4-foot fly, is the branch insignia for the Judge Advocate General's Corps in white. The fringe is white. (See fig 3-17.)

### **3-29. Office of the Chief, National Guard Bureau**

The flag has a 3-foot hoist by 4-foot fly with a background divided diagonally from upper hoist to lower fly, ultramarine blue above and dark blue below. Centered on the flag is the branch insignia for the National Guard Bureau and in the upper fly end of the flag are two flight symbols ascending vertically, all yellow. Above the branch insignia is a white scroll inscribed "1636" in red letters. Below the branch insignia is a white scroll inscribed "National Guard" in red letters. The fringe is yellow. (See fig 3-18.)

### **3-30. Office of the Surgeon General**

On a maroon flag 3-foot hoist by 4-foot fly is the branch insignia for the Army Medical Department in white. The fringe is white. (See fig 3-19.)

## **Section IV Individual Flags, General Officers, Senior Executive Service Members**

### **3-31. Authorization**

Individual flags identifying the grade of general officers are items of personal issue as specified in AR 725-1 and may be retained by general officers as mementos of service upon their retirement. Individual flags identifying members of the Senior Executive Service

are items of organizational issue and may not be retained as mementos of service upon their retirement. Commands may submit funded requisitions for general officer flags for use as standby display items.

### 3-32. Display and prohibitions

Retired general officers of the Regular Army, Army National Guard of the United States and U.S. Army Reserve may display their individual flags privately in their homes. Public display of individual flags is prohibited except when the officer is being honored at an official military ceremony or the officer is in attendance on the reviewing stand in an official ceremony and another flag depicting his or her rank is not already displayed. Display of individual flags to represent other than the general officer in attendance is prohibited.

### 3-33. Replacement

Retired general officers of the Regular Army, Army National Guard, and U.S. Army Reserve may purchase replacement flags of their grade, national flags, and related items that were issued to them in accordance with procedures contained in AR 725-1.

### 3-34. General of the Army

This flag is scarlet, 4-foot 4-inch hoist by 5-foot 6-inch fly, with a circular pattern of five white, five-pointed stars. The fringe is yellow, cord and tassels are scarlet and white. (See fig 3-20.)

### 3-35. General Officers

This flag is scarlet, 3-foot hoist by 4-foot fly with a horizontal line of white five-pointed stars, the number indicating the grade. For Army Medical Department general officers the flag base is maroon; for chaplains, purple. The fringe for all general officers individual flags is yellow. (See figs 3-21 through 3-24.)

### 3-36. Senior Executive Service

This flag is white, 3-foot hoist by 4-foot fly, with the Senior Executive Service keystone in gold centered on the flag, encircled by the words "Department of the Army Senior Executive Service" in gold letters on a dark blue background. The fringe is gold. (See fig 3-25).

### 3-37. General officers of the Army National Guard whose ranks are not federally recognized

These general officers flags will be prescribed by the State concerned, providing the design is not similar to or in conflict with flags prescribed in this regulation. (See NGR 725-1.) To avoid conflict and to provide a recognized State system, the Department of the Army has suitable flag designs that may be used if desired by the States. The flag designs, adaptable to each State, have a national flag blue background with the crest of the individual State Army National Guard organization in proper colors. The fringe is yellow. Individual flag designs are as follows:

a. Lieutenant General. The crest is vertically centered below one white five-pointed star. Two white five-pointed stars are horizontally centered on the flag. (See fig 3-26.)

b. Major General. The crest is centered between two white five-pointed stars horizontally centered on the flag. (See fig 3-27.)

c. Brigadier General. The crest is vertically centered below one white five-pointed star. (See fig 3-28.)

### 3-38. General officers of the Army National Guard assigned to State staffs with federally recognized rank

These general officers are authorized flags identical to those of general officers described in paragraph 3-35.

## Section III

### Outdoor flags and plates for positions and individuals

#### 3-39. Field flag

An outdoor distinguishing flag of nylon and wool, 6-foot 8-inch hoist by 12-foot fly, used under field conditions in lieu of the positional color, is authorized for positions or individuals indicated in

table 1-1. The field flag has the same design and colors as the corresponding positional color. There is no fringe on the field flag.

#### 3-40. Boat flag

An outdoor distinguishing flag, 3-foot hoist by 4-foot fly, is authorized for positions or individuals indicated in table 1-1. Flown from a boat a launch, or in or in front of the headquarters building at the discretion of the installation commander. The flag has the same design and colors as the applicable positional color or individual flag. There is no fringe.

#### 3-41. Automobile flags

a. *Authorization* The automobile flag indicates the senior occupant holds the office represented by that flag. Each flag has the same design and colors as the corresponding positional color or individual flag.

b. Automobile flags are the following sizes:

(1) Twelve-inch hoist by 18-inch fly, trimmed with fringe 1 1/2 inches wide, for the President of the United States and the Vice President of the United States.

(2) Eighteen-inch hoist by 26-inch fly, trimmed with fringe 1 1/2 inches wide, for positions or individuals indicated in table 1-1

3. Six-inch hoist by 9-inch fly, without fringe, for general officers.

#### 3-42. Automobile Plates

a. *Authorization.* Automobile plates are authorized for the positions of individuals indicated in table 1-1. The use of automobile plates to represent other than the individual for whom the plate is issued is prohibited. Automobile plates authorized in this section may not be used on privately owned automobiles.

b. *Material and size.* Automobile plates are aluminum, 6 inches high by 9 inches wide.

c. *Design.* The design and color of each plate are the same as the individual's flag without fringe.

d. *Use and display.* An automobile plate indicates the official status or rank of the senior individual occupying the vehicle. The plate will be removed or covered when the individual for whom the plate is issued is not in the vehicle.

e. *Procurement.* Automobile plates may be obtained from U.S. Army Soldiers System Command, ATTN: AMSSC-I-SSA-SH, P.O. Box 60539, Philadelphia, PA 19145-0539, according to chapter 10.

#### 3-43. Aircraft Plates

a. *Authorization.* Aircraft plates are authorized for the individuals indicated in table 1-1.

b. *Material and size.* Aircraft plates are aluminum in the following sizes:

(1) Aircraft plates—11 inches high by 14 inches wide

(2) Helicopter plates—17 inches high by 21 3/4 inches wide

c. *Design.* The design and color are the same as the prescribed positional color without fringe.

d. *Use and display.* An aircraft plate indicates the official status or rank of the senior aircraft occupant. It is removed or covered when the individual for whom the plate is issued is not on board.

e. *Procurement.* The plates are obtained through local procurement.




Figure 3-1. Office of the President of the United States

---




Figure 3-4. Office of the Under Secretary of Defense

---




Figure 3-2. Office of the Vice President of the United States

---




Figure 3-5. Office of the Chairman, Joint Chiefs of Staff

---




Figure 3-3. Office of the Secretary of Defense

---




Figure 3-6. Office of the Vice Chairman, JCS

---




Figure 3-7. Office of the Secretary of the Army

---




Figure 3-10. Office of the Vice Chiefs of Staff, U.S. Army

---




Figure 3-8. Principal Staff Assistant to Secretary of the Army

---




Figure 3-11. Director of Army Staff and Office of the Deputy and Assistant Chiefs of Staff

---




Figure 3-9. Office of the Chief of Staff, U.S. Army

---




Figure 3-12. Office of the Adjutant General

---




Figure 3-13. Office of the Chief, Army Reserve

---




Figure 3-16. Office of the Inspector General

---




Figure 3-14. Office of the Chief of Chaplains

---




Figure 3-17. Office of the Judge Advocate General

---




Figure 3-15. Office of the Chief of Engineers

---




Figure 3-18. Office of the Chief, National Guard Bureau

---

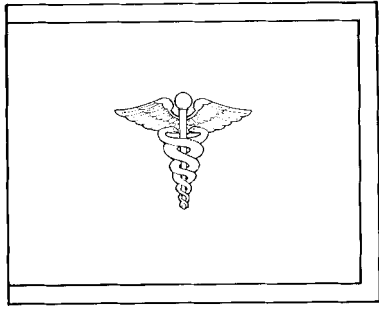


Figure 3-19. Office of the Surgeon General

---




Figure 3-22. Lieutenant General

---




Figure 3-20. General of the Army

---




Figure 3-23. Major General

---




Figure 3-21. General

---




Figure 3-24. Brigadier General

---




Figure 3-25. Senior Executive Service




Figure 3-28. State Army National Guard Brigadier General




Figure 3-26. State Army National Guard Lieutenant General




Figure 3-27. State Army National Guard Major General

## Chapter 4 The U.S. Army Ceremonial Flag, Army Display Flag, and the Army Field Flag

### 4-1. The United States Army Ceremonial flag and Army Display flag

#### a. Authorization.

(1) The U.S. Army Ceremonial flag, approved by Executive Order 10670, 12 June 1956, is the senior flag of the Army. This flag is authorized only for those individual headquarters, offices, and organizations designated in this regulation. (See tables 1-1 and 1-2.) The U.S. Army flag is accountable property and its retention by individuals is prohibited. Joint commands and agencies commanded by a General/flag officer or higher are authorized the Army flag with or without streamers.

(2) The U.S. Army Display flag is authorized for commands which are authorized the U.S. Army Ceremonial flag. This flag is intended for display in offices where the height restrictions preclude display of the U.S. Army Ceremonial flag.

b. *Description.* The U.S. Army Ceremonial flag is white with a 4-foot 4-inch hoist by 5-foot 6-inch fly, trimmed on three sides with yellow fringe 2 1/2 inches wide. The device of the DA seal in ultramarine blue, (without the roman numerals) is centered thereon. A scarlet scroll inscribed "UNITED STATES ARMY" in white, is centered between the device and the ultramarine blue numerals "1775". The U.S. Army Display flag is of the same design and colors as the Ceremonial flag except it has a 3 foot hoist and 4 foot fly. (See fig 4-1.)

c. *Material.* Both the U.S. Army Ceremonial flag and the display flags are made of rayon banner cloth. The fringe is rayon.

d. *Streamers.* A set of streamers representing the 173 campaigns of the U.S. Army is displayed below the spearhead of the flagstaff of the U.S. Army flag, one streamer for each campaign participation of the U.S. Army. (See Table 4-1.) The U.S. Army Ceremonial flag, displayed by Army organizations, is always displayed with all streamers. Each streamer is inscribed with the campaign and year that it occurred. In weather conditions that would adversely affect the proper handling of the U.S. Army Ceremonial flag, commands may limit representation to 33 streamers, two for each war with multiple campaigns (the first and last streamer of each war) and one for each of the following campaigns: Mexican Expedition, American Theater, Dominican Republic, Granada and Panama. The set of streamers for display on the Army Display flag consists of the 33 streamers described above. When the U.S. Army flag is not being carried, the streamers will be arranged in such a manner that the first and last streamers (LEXINGTON 1775 and SOUTHWEST ASIA CEASE-FIRE 1991-1995) are visible. (See fig 4-3.) Streamers will be arranged counter-clock wise in the order earned. (See fig 4-2 and Table 4-1.)



*e. Display.* The U.S. Army flag has precedence over all other Army flags. Its display with streamers, by army organizations, is encouraged on all appropriate occasions. Organizations authorized the U.S. Army flag, or subordinate units of these organizations, are governed by the following:

(1) *Indoor display.* Display inside offices or headquarters buildings on occasions directed by the commander of the organization authorized the flag.

(2) *Parade and review.* Carry in parades and reviews in which other Armed Forces participate when flags of these Services are carried. Whenever possible, carry in all parades and reviews of organizations authorized the flag.

(3) *Other official occasions and ceremonies.* Display or carry on occasions when heads of departments or agencies or other distinguished representatives of the U.S. Government or foreign governments are present. The U.S. Army flag may be displayed or carried at public ceremonies.

(4) *Community relations.* Display as determined by commanders to support community relations activities when Army participation is authorized by AR 360-61.

(5) *Other occasions.* Carry or display on suitable occasions not specified above, as determined by the commander of the organization authorized the flag.

(6) *Precedence.*

(a) When displayed or carried with flags of Army echelons and no foreign national flags or State flags are displayed or carried, the U.S. Army flag will be at the marching left of the U.S. flag. Other organizational flags according to echelon will be to the left of the U.S. Army flag. Distinguishing flags for regimental corps will have precedence over the command flag of the regimental proponent. If the flag of the United States is carried or displayed in front of the center of a line of other flags, the U.S. Army flag will be on the marching right of the line that is behind the flag of the United States.

(b) When displayed or carried with flags of U.S. Army echelons, foreign nationals, or State flags, the order of precedence is the U.S. flag, foreign national flags, State flags, U.S. Army flag, and flags of Army echelons.

(c) When a number of flags (excluding foreign national and State flags) are grouped and displayed from staffs radiating from a central point, the flags are arranged alternatively on each side of the U.S. flag in order of precedence to the right and left (observer's left and right facing flag). The U.S. Army flag will be displayed on the immediate right (observer's left facing) of the U.S. flag, the next ranking flag on the immediate left (observer's right) and so on, alternating right and left.

(d) In parades, ceremonies, and displays in which members of the Armed Forces participate, the order of precedence outlined in paragraph 2-5 applies, that is, precedence is given the U.S. Army flag over the flags of the Marine Corps, Navy, Air Force, Coast Guard.

(7) *Dipping the flag.* The U.S. Army flag is an organizational color and is therefore dipped while the U.S. National Anthem, "To the Color," or a foreign national anthem is played. The U.S. Army flag is also dipped when rendering honors to the Chief of Staff of the U.S. Army, his or her direct representative, or an individual of higher grade, including a foreign dignitary of equivalent or higher grade. The U.S. Army flag will not be dipped under any other circumstances.

#### **4-2. The Army Field flag**

*a. Authorization.* The Army Field flag, approved 12 April 1962 by the Under Secretary of the Army, is accountable property and its retention by individuals is prohibited. The Army Field flag is authorized for display at the following Army headquarters, activities, and installations not authorized the U.S. Army flag:

- (1) Separate TOE brigades to include division (forward).
- (2) Numbered TOE commands, commanded by a general officer.
- (3) General officer commands, USAR, not otherwise authorized the U.S. Army flag.
- (4) Headquarters, U.S. Army garrisons

(5) Military Assistance Advisory Groups.

(6) Missions.

(7) Agencies activities, and installations when commanded by a general officer or colonel. (where no element is authorized the U.S. Army flag or a distinguishing flag).

(8) Army element of a joint organization when commanded by a general officer or colonel (provided this element has not previously been authorized the U.S. Army flag).

(9) Recruiting main stations.

(10) U.S. Army Reserve Centers.

(11) U.S. Army ROTC Region Headquarters.

(12) Senior ROTC units of universities and colleges in lieu of the U.S. Army flag with streamers. (Requisition must be accompanied by a check or money order from the school. Army funds may not be used to purchase the U.S. Army flag with streamers or the Army Field flag.)

*b. Description.* An ultramarine blue flag 3-foot hoist by 4-foot fly, trimmed on three sides with yellow fringe 2 1/2 inches wide. The device of the DA seal in white (without the Roman numerals) is centered. A white scroll inscribed "UNITED STATES ARMY" in scarlet is centered beneath the seal with the Arabic numerals "1775" below in white. (See fig 4-4.)

*c. Materials.* The Army Field flag is on rayon banner cloth or heavyweight nylon. The fringe is rayon.

*d. Streamers.* No streamers will be displayed.

*e. Display.* The display of the Army Field flag is encouraged on all appropriate occasions. Its display is governed by the provisions of paragraph 4-1e on the display of the U.S. Army flag. The Army Field flag may be used for change-of-command ceremonies by flag-bearing units not in receipt of their permanent colors at the time of activation. Provisional units, comparable to flag-bearing units, may also use the Army Field flag for change-of-command ceremonies only, but may not retain or display the flag permanently.

#### **4-3. Disposition**

*a. Serviceable U.S. Army flags and Army Field flags.*

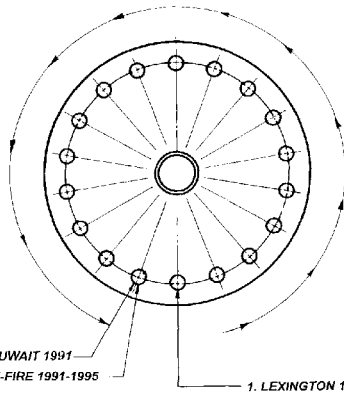
(1) *Redesignated organizations.* Serviceable U.S. Army flags and Army Field flags of organizations that have been redesignated but not inactivated are retained by the organization or the lineal descendant of the unit.

(2) *Organizations inactivated or being inactivated.* Serviceable U.S. Army flags and Army Field flags of organizations being inactivated may be left with the installation headquarters and reissued to activities on the installation as required. The flags must be picked up on the installation's property book as accountable property.

*b. Unserviceable U.S. Army flags and Army Field flags.* Unserviceable U.S. Army flags and Army Field flags should be destroyed, preferably by burning. If the streamers displayed with the unserviceable U.S. Army flag are serviceable, they are to be retained and used on a replacement flag or returned to the U.S. Army Soldiers System Command, ATTN: AMSSC-I-SSA-SH, P.O. Box 60539, Philadelphia, PA 19145-0539.



Figure 4-1. The U.S. Army flag



172. LIBERATION AND DEFENSE OF KUWAIT 1991  
 173. SOUTHWEST ASIA CEASE-FIRE 1991-1995  
 1. LEXINGTON 1775

Figure 4-2. Display of streamers on the U.S. Army flag

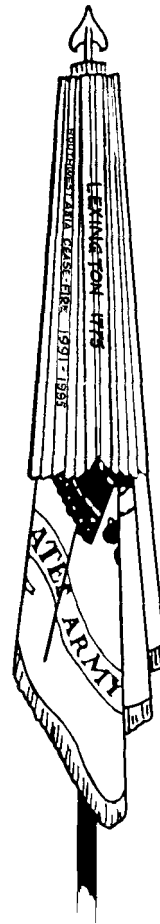


Figure 4-3. Arrangement of streamers




Figure 4-4. Army field flag

**Table 4-1**  
**U.S. Army Campaign Streamers**

	War or Service	Inscriptions
*1	Revolutionary War	LEXINGTON 1775
2	Revolutionary War	TICONDEROGA 1775
3	Revolutionary War	BOSTON 1775-1776
4	Revolutionary War	QUEBEC 1775, 1776
5	Revolutionary War	CHARLESTON 1776, 1780
6	Revolutionary War	LONG ISLAND 1776
7	Revolutionary War	TRENTON 1776
8	Revolutionary War	PRINCETON 1777
9	Revolutionary War	SARATOGA 1777
10	Revolutionary War	BRANDYWINE 1777
11	Revolutionary War	GERMANTOWN 1777
12	Revolutionary War	MONMOUTH 1778
13	Revolutionary War	SAVANNAH 1778, 1779
14	Revolutionary War	COWPENS 1781
15	Revolutionary War	GUILFORD COURT HOUSE 1781
*16	Revolutionary War	YORKTOWN 1781
*17	War of 1812	CANADA 1812-1815
18	War of 1812	CHIPPEWA 1814
19	War of 1812	LUNDY'S LANE 1814
20	War of 1812	BLADENSBURG 1814
21	War of 1812	MCHENRY 1814
*22	War of 1812	NEW ORLEANS 1814-1815
*23	Mexican War	PALO ALTO 1846
24	Mexican War	RESACA DE LA PALMA 1846
25	Mexican War	MONTEREY 1846
26	Mexican War	BUENA VISTA 1847
27	Mexican War	VERA CRUZ 1847
28	Mexican War	CERRO GORDO 1847
29	Mexican War	CONTRERAS 1847
30	Mexican War	CHURUBUSCO 1847
31	Mexican War	MOLINO DEL RAY 1847
*32	Mexican War	CHAPULTEPEC 1847
*33	Civil War	SUMTER 1861
34	Civil War	BULL RUN 1861
35	Civil War	HENRY & DONELSON 1862
36	Civil War	MISSISSIPPI RIVER 1862-1863
37	Civil War	PENINSULA 1862
38	Civil War	SHILOH 1862
39	Civil War	VALLEY 1862
40	Civil War	MANASSAS 1862
41	Civil War	ANTIETAM 1862
42	Civil War	FREDERICKSBURG 1862
43	Civil War	MURFREESBOROUGH 1862-1863
44	Civil War	CHANCELLORSVILLE 1863
45	Civil War	GETTYSBURG 1863
46	Civil War	VICKSBURG 1863
47	Civil War	CHICKAMAUGA 1863
48	Civil War	CHATTANOOGA 1863
49	Civil War	WILDERNESS 1864
50	Civil War	ATLANTA 1864
51	Civil War	SPOTSYLVANIA 1864
52	Civil War	COLD HARBOR 1864
53	Civil War	PETERSBURG 1864-1865
54	Civil War	SHENANDOAH 1864
55	Civil War	FRANKLIN 1864
56	Civil War	NASHVILLE 1864
*57	Civil War	APPOMATTOX 1865
*58	Indian Wars	MIAMI 1790-1795
59	Indian Wars	TIPPECANOE 1811
60	Indian Wars	CREEKS 1813-1814, 1836-1837
61	Indian Wars	SEMINOLES 1817-1818, 1835-1842, 1855-1858
62	Indian Wars	BLACK HAWK 1832
63	Indian Wars	COMMANCHES 1867-1875
64	Indian Wars	MODOCS 1872-1873
65	Indian Wars	APACHES 1873, 1885-1886
66	Indian Wars	LITTLE BIG HORN 1876-1877
67	Indian Wars	NEZ PERCES 1877
68	Indian Wars	BANNOCKS 1878
69	Indian Wars	CHEYENNES 1878-1879
70	Indian Wars	UTES 1879-1880
*71	Indian Wars	PINE RIDGE 1890-1891
*72	War With Spain	SANTIAGO 1898
73	War With Spain	PUERTO RICO 1898
*74	War With Spain	MANILA 1898

**Table 4-1**  
**U.S. Army Campaign Streamers—Continued**

War or Service	Inscriptions	
*75	China Relief Expedition	TIENTSIN 1900
76	China Relief Expedition	YANG-TSUN 1900
*77	China Relief Expedition	PEKING 1900
*78	Philippine Insurrection	MANILA 1899
79	Philippine Insurrection	ILOILO 1899
80	Philippine Insurrection	MALOLOS 1899
81	Philippine Insurrection	LAGUNA DE BAY 1899
82	Philippine Insurrection	SAN ISIDRO 1899
83	Philippine Insurrection	ZAPOTE RIVER 1899
84	Philippine Insurrection	CAVITE 11899-1900
85	Philippine Insurrection	TARLAC 1899
86	Philippine Insurrection	SAN FABIAN 1899
87	Philippine Insurrection	MINDANAO 1902-1905
*88	Philippine Insurrection	JOLO 1905, 1906, 1913
*89	Mexican Expedition	MEXICO 1916-1917
*90	World War I	CAMBRAI 1917
91	World War I	SOMME DEFENSIVE 1918
92	World War I	LYS 1918
93	World War I	AISNE 1918
94	World War I	MONTDIDIER-NOYON 1918
95	World War I	CHAMPAGNE-MARNE 1918
96	World War I	AISNE-MARNE 1918
97	World War I	SOMME OFFENSIVE 1918
98	World War I	OISE-AISNE 1918
99	World War I	YPRES-LYS 1918
100	World War I	ST. MIHIEL 1918
101	World War I	MEUSE-ARGONNE 1918
*102	World War I	VITTORIA VENETO 1918
*103	World War II, American Theater	ANTISUBMARINE 1941-1945
*104	World War II, Asiatic Pacific Theater	PHILIPPINE ISLANDS 1941-1942
105	World War II, Asiatic Pacific Theater	BURMA 1941-1942
106	World War II, Asiatic Pacific Theater	CENTRAL PACIFIC 1941-1943
107	World War II, Asiatic Pacific Theater	EAST INDIES 1942
108	World War II, Asiatic Pacific Theater	INDIA-BURMA 1942-1945
109	World War II, Asiatic Pacific Theater	AIR OFFENSIVE, JAPAN 1942-1945
110	World War II, Asiatic Pacific Theater	ALEUTIAN ISLANDS 1942-1943
111	World War II, Asiatic Pacific Theater	CHINA DEFENSIVE 1942-1945
112	World War II, Asiatic Pacific Theater	PAPUA 1942-1943
113	World War II, Asiatic Pacific Theater	GUADALCANAL 1942-1943
114	World War II, Asiatic Pacific Theater	NEW GUINEA 1943-1944
115	World War II, Asiatic Pacific Theater	NORTHERN SOLOMONS 1943-1944
116	World War II, Asiatic Pacific Theater	EASTERN MANDATES 1944
117	World War II, Asiatic Pacific Theater	BISMARCK ARCHIPELAGO 1943-1944
118	World War II, Asiatic Pacific Theater	WESTERN PACIFIC 1944-1945
119	World War II, Asiatic Pacific Theater	LEYTE 1944-1945
120	World War II, Asiatic Pacific Theater	LUZON 1944-1945
121	World War II, Asiatic Pacific Theater	CENTRAL BURMA 1945
122	World War II, Asiatic Pacific Theater	SOUTHERN PHILIPPINES 1945
123	World War II, Asiatic Pacific Theater	RYUKYUS 1945
*124	World War II, Asiatic Pacific Theater	CHINA OFFENSIVE 1945
*125	World War II, European-African-Middle Eastern Theater	EGYPT-LIBYA 1942-1943
126	World War II, European-African-Middle Eastern Theater	AIR OFFENSIVE, EUROPE 1942-1944
127	World War II, European-African-Middle Eastern Theater	ALGERIA-FRENCH MORICCO 1942
128	World War II, European-African-Middle Eastern Theater	TUNISIA 1942-1943
129	World War II, European-African-Middle Eastern Theater	SICILY 1943
130	World War II, European-African-Middle Eastern Theater	NAPLES-FOGGIA 1943-1944
131	World War II, European-African-Middle Eastern Theater	ANZIO 1944
132	World War II, European-African-Middle Eastern Theater	ROME-ARNO 1944
133	World War II, European-African-Middle Eastern Theater	NORMANDY 1944
134	World War II, European-African-Middle Eastern Theater	NORTHERN FRANCE 1944
135	World War II, European-African-Middle Eastern Theater	SOUTHERN FRANCE 1944
136	World War II, European-African-Middle Eastern Theater	NORTH APENNINES 1944-1945

**Table 4-1**  
**U.S. Army Campaign Streamers—Continued**

	War or Service	Inscriptions
137	World War II, European-African-Middle Eastern Theater	RHINELAND 1944-1945
138	World War II, European-African-Middle Eastern Theater	ARDENNES-ALSACE 1944-1945
139	World War II, European-African-Middle Eastern Theater	CENTRAL EUROPE 1945
*140	World War II, European-African-Middle Eastern Theater	PO VALLEY 1945
*141	Korean War	UN DEFENSIVE 1950
142	Korean War	UN OFFENSIVE 1950
143	Korean War	CCF INTERVENTION 1950-1951
144	Korean War	FIRST UN COUNTEROFFENSIVE 1951
145	Korean War	CCF SPRING OFFENSIVE 1951
146	Korean War	UN SUMMER-FALL OFFENSIVE 1951
147	Korean War	SECOND KOREAN WINTER 1951-1952
148	Korean War	KOREA SUMMER-FALL 1952
149	Korean War	THIRD KOREAN WINTER 1952-1953
*150	Korean War	KOREA SUMMER 1953
*151	Vietnam Service	VIETNAM ADVISORY 1962-1965
152	Vietnam Service	VIETNAM DEFENSE 1965
153	Vietnam Service	VIETNAM COUNTEROFFENSIVE 1965-1966
154	Vietnam Service	VIETNAM COUNTEROFFENSIVE, PHASE II 1966, 1967
155	Vietnam Service	VIETNAM COUNTEROFFENSIVE, PHASE III 1967-1968
156	Vietnam Service	TET COUNTEROFFENSIVE, 1968
157	Vietnam Service	VIETNAM COUNTEROFFENSIVE, PHASE IV 1968
158	Vietnam Service	VIETNAM COUNTEROFFENSIVE, PHASE V 1968
159	Vietnam Service	VIETNAM COUNTEROFFENSIVE, PHASE VI 1968-1969
160	Vietnam Service	TET 69/COUNTEROFFENSIVE, 1969
161	Vietnam Service	VIETNAM SUMMER-FALL 1969
162	Vietnam Service	VIETNAM WINTER-SPRING 1970
163	Vietnam Service	SANCTUARY COUNTEROFFENSIVE 1970
164	Vietnam Service	VIETNAM COUNTEROFFENSIVE, PHASE VII 1970-1971
165	Vietnam Service	CONSOLIDATION I 1971
166	Vietnam Service	CONSOLIDATION II 1971-1972
*167	Vietnam Service	VIETNAM CEASE-FIRE 1972-1973
*168	Armed Forces Expeditionary Service	DOMINICAN REPUBLIC 1965-1966
*169	Armed Forces Expeditionary Service	GRENADA 1983
*170	Armed Forces Expeditionary Service	PANAMA 1989-1990
*171	Southwest Asia Service	DEFENSE OF SAUDI ARABIA 1990-1991
172	Southwest Asia Service	LIBERATION AND DEFENSE OF KUWAIT 1991
*173	Southwest Asia Service	SOUTHWEST ASIA CEASE-FIRE 1991-1995

Notes:

<sup>1</sup> \* Indicates the streamers that would be displayed during adverse weather conditions or conditions that would affect the proper handling of the U.S. Army Ceremonial flag. The asterisk also indicates the streamers displayed on the Army Display flag.

## Chapter 5

### Distinguishing Flags for Organizations and Organizational Colors

#### Section I

#### Distinguishing Flags for Organizations

##### 5-1. Authorization

Distinguishing flags are authorized for indoor display and ceremonies for designated commands and organizations shown in table I-2 or approved by The Institute of Heraldry. In addition the following organizations may be authorized a distinguishing flag when one of the following conditions exist:

- a. The unit is authorized a shoulder sleeve insignia in accordance with AR 670-1, or
- b. The organization is a TDA unit authorized 300 or more military personnel. A copy of the permanent orders organizing the unit will be submitted to the Institute of Heraldry with the request for a distinguishing flag.

##### 5-2. Prohibitions

- a. Provisional Army units are not authorized distinguishing flags.
- b. The display of distinguishing flags for other than official purposes is prohibited.

c. Distinguishing flags are accountable property and their retention by individuals is prohibited.

##### 5-3. Description and display

a. *Description.* Distinguishing flags for indoor display and ceremonies are rayon banner cloth or heavyweight nylon. The flags for all organizations except MACOM are 3-foot hoist by 4-foot fly with a 2 1/2 inch wide rayon fringe. The flags for MACOM are 4-foot, 4 inch hoist by 5-foot, 6 inch fly, with a 2 1/2 inch wide rayon fringe.

b. *Display.* The distinguishing flag will be displayed at locations directed by the commander.

##### 5-4. Streamers

Streamers awarded to an organization are component parts of the distinguishing flag. Streamers are attached below the spearhead of the flag staff. (See chap 9.)

##### 5-5. Identification bands

A silver color band 3/4 inch wide will be placed on the flagstaff of each distinguishing flag. The band is engraved with the organization's official designation in letters 1/4 inch high. These silver color bands identify the flag and are not to be confused with the silver bands on guidons awarded under AR 600-8-22 to units for campaign or war service. Bands will be requisitioned from U.S Army Soldiers System Command, ATTN: AMSSC-I-SSA-SH, P.O. Box 60539, Philadelphia, PA 19145-0539. Official designations of U.S. Army

organizations are determined by the U.S. Army Center of Military History in accordance with AR 220-5.

#### **5-6. Major Army Command (AR 10-5).**

The distinguishing flag for Major Army Commands is national flag blue background with a yellow fringe on three sides. Centered on the flag is the Coat of Arms of the United States in proper colors. Centered above the Coat of Arms is the organizational shoulder sleeve insignia and below the Coat of Arms is a designation scroll. The shoulder sleeve insignia is piped in white if the border is other than white or yellow. (See fig 5-1.)

#### **5-7. Commands and forces established by Headquarters, Department of the Army**

*a.* Organizations authorized distinguishing flags with designs described in this paragraph include—

(1) State area commands, Army National Guard of the United States (ARNGUS).

(2) Other organizations authorized a shoulder sleeve insignia by AR 670-1 whose distinguishing flags are not otherwise specified in this regulation.

*b.* The distinguishing flag for State area commands, ARNGUS, is dark blue. The distinguishing flag of organizations listed in para a(2) is the national flag color blue trimmed on three sides with yellow fringe. The applicable shoulder sleeve insignia in proper colors, 15 inches high, is centered on the flag. White piping is used if the edge of the shoulder sleeve insignia is other than white or yellow to ensure contrast between the flag background and the insignia. (See fig 5-2.)

#### **5-8. Major subordinate commands of Major Army commands**

*a.* If not otherwise authorized a distinguishing flag, major subordinate commands of MACOMs will be authorized a distinguishing flag with design as follows: The distinguishing flag of these organizations has a solid color background with a 10-inch vertical center stripe. The shoulder sleeve insignia of the MACOM, in proper colors 15 inches high, is centered on the vertical stripe.

*b.* Non-branch-oriented commands have a national flag blue background with a yellow vertical stripe and white fringe.

*c.* Branch-oriented commands have a flag of the primary branch color background with the vertical stripe of the secondary branch color and yellow fringe. The primary and secondary branch colors are indicated in table 5-1. (See fig 5-3.)

#### **5-9. Numbered tables of organization and equipment (TOE) commands**

The flag is the solid color of the primary branch color and fringes with the secondary named branch color (See table 5-1 for branch colors.) The approved shoulder sleeve insignia in proper colors 15 inches high is centered on the flag. (See fig 5-2.)

#### **5-10. Army Reserve Commands (ARCOMs) and Numbered Regional Support Commands**

The flag is national flag blue with the applicable shoulder sleeve insignia centered in proper colors 15 inches high. The fringe is yellow. (See fig 5-2.)

#### **5-11. Armies (numbered)**

The flag has two horizontal stripes of equal width with white above red. In the center is the shoulder sleeve insignia of the applicable Army in proper colors, 15 inches high, piped with red on the white stripe and white on the red stripe. The fringe is yellow. (See fig 5-4.)

#### **5-12. Corps**

The flag has two horizontal stripes of equal width with blue above white. The shoulder sleeve insignia of the applicable corps, in proper colors, 15 inches high, or wide, is centered on the flag piped

with white on the blue stripe and blue on the white stripe. The fringe is yellow. (See fig 5-4.)

#### **5-13. Corps artillery**

The flag has a red background with two horizontal yellow stripes, each 4 inches wide. In the center of the flag is the shoulder sleeve insignia of the applicable corps in proper colors, 15 inches high. The fringe is yellow. (See fig 5-5.)

#### **5-14. Divisions and divisions (training or exercise)**

The flag consists of two horizontal stripes of equal width. In the center is the shoulder sleeve insignia of the applicable division in proper colors 15 inches high. The fringe is yellow. The upper stripe is red for all divisions. The lower stripe for armored and cavalry divisions is yellow. The lower stripe for infantry, airborne, and training or exercise divisions is national flag blue. White piping is sewn around the shoulder sleeve insignia design on infantry, airborne, and training divisions unless the border of the insignia is white or yellow. The shoulder sleeve insignia on armored or cavalry division flags will be piped with yellow on the red stripe and red on the yellow stripe. (See fig 5-4.)

#### **5-15. Division artillery**

The flag has a red background on which is centered a horizontal yellow stripe 10 inches wide. In the center of the flag is the shoulder sleeve insignia of the applicable division in proper colors 15 inches high. The fringe is yellow. (See fig 5-6.)

#### **5-16. Division support command**

The flag has three vertical stripes, the middle stripe two feet wide with each end stripe one foot wide. The fringe is yellow. The shoulder sleeve insignia of the division, in proper colors, 10 inches high, is centered on the middle stripe. The end stripes of all flags for division support commands are red. The center stripe for armored and cavalry divisions is yellow. The center stripe for infantry and airborne divisions is national flag blue. The shoulder sleeve insignia on the flag of infantry and airborne divisions has a white piping, if required. (See fig 5-7.)

#### **5-17. Brigades of divisions and divisions (training or exercise)**

The flag has two vertical stripes of equal width with the shoulder sleeve insignia of the applicable division in proper colors, 10 inches high, above the number of the brigade in Arabic numerals 8 inches high, both centered on the flag. Named brigades of the division will use a monogram "AVN" or "ENG" in lieu of a number. The fringe is yellow. The first stripe of all brigades is red. The second stripe of armored and cavalry division brigades is yellow. The second stripe of airborne, infantry, and training or exercise division brigades is national flag blue. Numerals or letters on armored and cavalry division brigades are green. Numerals or letters on airborne, infantry and training or exercise division brigades are white. (See figs 5-8 and 5-9.)

#### **5-18. Maneuver area command**

The flag is teal blue with a yellow triangle pointed up from the base. The applicable shoulder sleeve insignia for the maneuver area command, in proper colors, 15 inches high, is centered on the flag. The fringe is yellow. (see fig 5-10.)

#### **5-19. Maneuver area training command**

The flag is teal blue with a yellow triangle, point up. The numerical designation of the command is centered on the flag in teal blue Arabic numbers, 8 inches high. The fringe is yellow. (See fig 5-11.)

#### **5-20. Separate TOE brigades**

The flag has two vertical stripes of equal width. The shoulder sleeve insignia or number of the brigade is centered in proper colors, 15 inches high. The fringe is yellow. The color of the stripes and piping for brigades will be as indicated in table 5-2. (See fig 5-12.)

### **5-21. Military police prisoner of war camp**

The flag is green with a yellow horizontal stripe 10 inches wide. The Military Police Corps insignia, 8 inches high, in green, is centered on the yellow stripe. In the flag's upper fly end is the prisoner of war camp number in yellow Arabic numerals 4 3/4 inches high. The fringe is yellow. (See fig 5-13.)

### **5-22. Groups**

The flag is a solid color with a diagonal stripe 12 inches wide extending from upper hoist to lower fly. Centered on the stripe is the group's number in Arabic numerals 8 inches high. For named groups (TDA), a monogram is used in lieu of a number. The fringe is yellow. (See fig 5-14.) (See table 5-3 for colors of background stripes and numerals.) Special forces groups are covered by paragraph 5-61.

### **5-23. Department of the Army field operating agencies**

Only those field operating agencies that meet the criteria for distinctive unit insignia as specified in AR 670-1 are authorized a flag. The flag is a solid color with a triangle starting from the top and bottom edge of the hoist. The apex terminates in the horizontal center of the flag's fly. The distinctive unit insignia is centered on the triangle 12 inches from the hoist in proper colors, 15 inches high. For agencies not oriented to branch, the flag base is teal blue; the triangle and fringe are yellow. For agencies oriented to branch, the flag base is the primary branch color; triangle and fringe are the secondary color. (See fig 5-15.)

### **5-24. Numbered hospital centers**

The flag is diagonally divided from upper hoist to lower fly in maroon and white with maroon above. On the white portion are the letters "HC" in maroon. On the maroon portion is the number of the center in white Arabic numerals. The fringe is yellow. (See fig 5-16.)

### **5-25. U.S. Army medical department activities (MEDDAC)**

The flag is maroon on which is centered the insignia of the branch of the Army Medical Department in white, detailed gray between two white arced scrolls, the top scroll inscribed "U.S. ARMY MEDDAC" and the bottom scroll inscribed with the designation of the organization with all letters maroon. The fringe is white. (See fig 5-17.)

### **5-26. U.S. Army dental activities (DENTAC)**

The flag is maroon on which is centered the insignia of the branch of the Army Dental Corps in white, detailed gray with a black "D," all between two white arced scrolls; the top scroll inscribed "U.S. ARMY DENTAC" and the bottom scroll inscribed with the designation of the organization with all letters maroon. The fringe is white. (See fig 5-18.)

### **5-27. U.S. Army dental laboratories**

The flag is the same as prescribed for U.S. Army dental activities except the top scroll is inscribed "U.S. ARMY AREA DENTAL LABORATORY." (See fig 5-19.)

### **5-28. Named and Numbered Hospitals, convalescent centers, and named medical centers**

The flag is maroon on which is centered the insignia of branch of the Army Medical Department in white, detailed gray, 16 inches high. A white arced scroll is below the insignia inscribed with the organization's designation in maroon letters. The fringe is white. (See fig 5-20.)

### **5-29. Numbered Medical Laboratories and Medical Materiel Centers**

The flag is white on which is a maroon triangle starting from the bottom edge of the flag with apex near the vertical center at the top of the flag. On the triangle is the insignia of the branch of the Army Medical Department in white detailed gray. In the upper fly end of

the flag is the number of the organization in maroon Arabic numerals 4 3/4 inches high. The fringe is white. (See fig 5-22.)

### **5-30. Numbered TOE support centers**

The flag for support centers is buff with the shoulder sleeve insignia of the applicable command in proper colors, 10 inches high, centered vertically above the number of the center in scarlet Arabic numerals, 8 inches high. The fringe on support center flags is scarlet. (See fig 5-23.)

### **5-31. Separate TOE battalion (flexible type)**

Separate battalions, flexible type, are composite organizations with a fixed headquarters but composed of a varying number of attached numbered subordinate elements. The flag is a solid color with the distinctive unit insignia of the battalion centered in proper colors, 20 inches high or wide. Below is an arced scroll inscribed with the battalion designation. Colors of background, fringe, scroll, and letters are as shown on table 5-4. Flexible battalions are now being authorized a Coat of Arms. Upon authorization of the Coat of Arms for flexible battalions, the flag design will be the same as separate TOE battalions described in para 5-59.

### **5-32. Tables of distribution and allowances (TDA) organizations**

When a distinguishing flag is authorized in accordance with paragraph 5-1 by The Institute of Heraldry and no design is otherwise prescribed, the flag for TDA units will have a branch color background with the insignia of branch centered thereon, 16 inches high. Below the insignia is a scroll inscribed with unit designation. (See fig 5-21.) Color of background, fringe, scroll, and letters are as shown in table 5-4.

### **5-33. United States Army centers**

The flag is a solid color with the applicable insignia centered thereon. The designated color for each center is indicated in table 5-5. (See fig 5-24.)

### **5-34. Depots**

The flag has a national flag blue background with a red chevron originating at the lower hoist and fly ends of the flag, 12 3/4 inches wide, edged top and bottom with a white border 1 7/8 inches wide. For TOE field depots, the number of the depot in white Arabic numerals, 8 inches high, is centered on the chevron. For TDA depots, a white monogram is centered on the chevron. The fringe is yellow. (See fig 5-25.)

### **5-35. United States Military Academy**

The flag has 4-foot 4-inch hoist by 5-foot 6-inch fly with two horizontal stripes of equal width, black above gray. On the black stripe is the helmet of Pallas over a Greek sword above the words "UNITED STATES," and on the gray stripe are the words "MILITARY ACADEMY," all in yellow. (See fig 5-26.)

### **5-36. United States Army colleges, service schools, and specialist schools**

Flags are a solid color, trimmed on three sides with fringe. The authorized device in proper colors, 24 inches high, is centered on the flag. (See fig 5-27.) (See table 5-6 for colors.)

### **5-37. School brigades of U.S. Army service schools**

The flag is the school's primary branch color fringed in the secondary branch color, with a canton (upper portion of the flag next to the flagstaff) of the same design elements and colors as the school's device. Brigade number appears in the upper fly. (See fig 5-28.)

### **5-38. Officer candidate brigade**

The flag is the same pattern as that of the school brigade with a monogrammed "OCS" in the secondary branch color (table 5-1) centered in the lower fly end of the flag. (See fig 5-29.)

### **5-39. Battalions of school brigade**

The flag is the same pattern and colors as the school brigade flag

with the battalion number added below the canton in the secondary branch color (table 5-1). (See fig 5-30.)

#### **5-40. Battalion of officer candidate brigade**

The flag is the same pattern and colors as the officer candidate brigade flag with the battalion number added below the canton in the secondary branch color (table 5-1) (See fig 5-31.)

#### **5-41. Numbered troop commands**

The flag is dark blue with a 10 inch yellow vertical center stripe. The SSI of the State Area Command (STARC), 15 inches high is centered above a designation scroll. (See fig 5-3.)

#### **5-42. U.S. Army Reserve forces schools (numbered)**

A teal blue flag on which is a yellow silhouetted Minuteman poised on a rock, grasping a rifle, all details brown. Below the Minuteman is a yellow three-segment scroll inscribed with the number of the school on the dexter segment, "U.S. ARMY RESERVE FORCES" on the center segment, and "SCHOOL" on the sinister segment. Letters and numbers are teal blue. The fringe is yellow. (See fig 5-32.)

#### **5-43. U.S. Army training centers**

The flag is a solid color trimmed with fringe, with a canton on which is the applicable branch insignia. (See fig 5-33.) (See table 5-7 for applicable colors.)

#### **5-44. Training brigades and battalions at U.S. Army training centers**

The flag is of the same design and colors as the applicable U.S. Army Training Center flag with the following additions:

a. On the brigade flag, the brigade number or monogram for named equivalent appears in the upper fly end of the flag in the same color as the canton. (See fig 5-34.)

b. On the battalion flag, the brigade number is in the upper fly end of the flag and the battalion number is centered below the canton in the same color as the canton. (See fig 5-35.) Design of flags for training center battalions organized under the regimental system will be in accordance with paragraph 5-60.

(1) Basic training (BT) and non-branch oriented general skill training (GST). The flag is teal blue with yellow fringe, canton, and numeral, and teal blue insignia for branch immaterial.

(2) Advanced individual training (AIT) and one station unit training (OSUT). The flag is of the primary branch color; fringe, canton, and numerals of the secondary branch color, with applicable branch insignia on the canton in the primary branch color.

c. If the training battalion or brigade has a TOE designation, the flag design in this paragraph do not apply.

#### **5-45. Troop commands and medical brigades of medical centers**

The flag is maroon with a white bordered maroon canton bearing the insignia of branch for medical corps in white detailed silver gray. The fringe is white. (See fig 5-36.)

#### **5-46. United States Army garrison**

A teal blue flag on which is centered the insignia for branch immaterial in yellow between two yellow arced scrolls. The top scroll is inscribed "U.S. ARMY GARRISON," and the bottom scroll with the name of the garrison. All letters are teal blue and fringe is yellow. (See fig 5-37.)

#### **5-47. Numbered USAR Army garrison support**

A teal blue flag on which is centered the insignia for branch immaterial in yellow between two yellow arced scrolls. The top scroll is inscribed with the unit designation followed by the word support and the bottom scroll inscribed "USAR GARRISON" . All letters are teal blue and fringe is yellow. (See fig 5-38.)

#### **5-48. Headquarters Command, United States Army Garrison**

A teal blue flag on which is centered the insignia for branch immaterial in yellow between two teal blue arced scrolls. The top scroll is inscribed "HEADQUARTERS COMMAND" and the lower scroll with the name of the garrison. All letters are yellow. (See fig 5-39.)

#### **5-49. U.S. Army ROTC Cadet Command and ROTC institutional flags**

a. U.S. Army ROTC Cadet Command and CONUS ROTC regions. The flag for the U.S. Army ROTC Cadet Command is yellow with a black fringe. In the center of the flag is the shoulder sleeve insignia of the command in proper colors, 15 inches high. A designation scroll with the command designator is centered below the shoulder sleeve insignia. The flag for the CONUS ROTC regions is the same as the U.S. Army ROTC Cadet Command with the addition of a scroll above the shoulder sleeve insignia indicating the region. (See fig 5-40.)

b. Senior Reserve Officers Training Corps (SROTC). The flag is yellow with a black fringe. In the upper hoist is the monogram "ARMY ROTC" in black on a yellow disc edged in black, 6 1/2 inches in diameter. The seal or device of the SROTC organization, 16 inches in height or diameter, is centered on the flag. (See fig 5-41.)

c. Junior Reserve Officers Training Corps (JROTC). The flag is silver gray fringed in scarlet. In the center is the JROTC device consisting of two arched olive branches with stems conjoined in base, forming a wreath, surmounted by a sheathed saber and rifle in saltire. Overall in the vertical center is the ROTC torch enflamed, all in yellow. Around the center device is a white band edged in scarlet and inscribed with the name of the school in scarlet letters. The device with designation scroll is 16 inches in diameter. In the upper hoist is the monogram "ARMY ROTC" in scarlet on a white disc edged in scarlet, 6 1/2 inches in diameter. (See fig 5-42.)

d. National Defense Cadet Corps (NDCC). The flag is silver gray with ultramarine blue fringe. Centered on the flag is the NDCC shoulder sleeve insignia in proper colors, 15 inches high. An ultramarine blue scroll with the school's name in white letters is below. (See fig 5-43.)

#### **5-50. Brigades of the U.S. Army Recruiting Command**

The flag base is national flag blue on which is centered a vertical white stripe 10 inches wide. In the center of the flag is the shoulder sleeve insignia of the recruiting command in proper colors, 15 inches high. The fringe is yellow and the scroll has the brigade designation. (See fig 5-44.)

#### **5-51. Battalions of Recruiting Brigades and Brigades AMED Recruiting Detachments**

The flag base is white with the shoulder sleeve insignia of the recruiting command in proper colors, 15 inches high and centered on the flag. The scroll has the location of the battalion or number of the brigade AMED. The fringe is yellow. (See fig 5-45.)

#### **5-52. Disposition**

a. *TOE units, active.* Unserviceable distinguishing flags are numbered and kept in a repository in the organization to which they belong as long as the organization is in an active status.

b. *TOE units, redesignated.* Serviceable or unserviceable distinguishing flags of a TOE unit that has been redesignated but not inactivated should be kept by the organization or the lineal descendant of the unit as mementos of service for as long as the unit is in an active status.

c. *TOE units, inactive or being inactivated.* Organizations should contact the Museum Division, Center of Military History for disposition instructions. Inactivated TOE units or TOE units in the process of inactivation will forward distinguishing flags, streamers and companion-size rayon U.S. flags to the Commander, U.S. Army Center of Military History, ATTN: DAMH-MDH (Flags), Anniston Army Depot, Anniston, AI 36201-5098. All flags and streamers should be tagged with the organization's official designation to



ensure positive identification of each item. Items should be shipped in padded bags, boxed or rolled, and placed in containers. Documents forwarded with the items or tags attached should be marked "Unit Inactivated" or "Unit In Process of Inactivation."

*d. TDA units, active and discontinued.* Unserviceable distinguishing flags of active TDA units and serviceable distinguishing flags of discontinued TDA units may be retained by the installation for display purposes or disposed of in a dignified manner (preferably by burning).

*e. ARNGUS flags, demobilized organizations.* (See para 10-5a for disposition of ARNGUS distinguishing flags.)

## Section II Organizational Colors

### 5-53. Display of colors

*a.* Organizational colors are symbolic of branch, history, and the spirit and tradition of the organization. Colors are authorized for indoor display and for use in ceremonies by the Corps of Cadets, regiments and separate battalions and squadrons organized under the regimental system. These units are known as "color bearing" organizations. Usually the lowest numbered battalion at the regimental homebase is the custodian of the regimental color under the U.S. Army Regimental System. The regimental color will have precedence when displayed with the colors of the battalion of the regiment.

*b.* Organizational colors will be displayed at places directed by the commander.

### 5-54. Prohibitions

*a.* Provisional units are not authorized organizational colors.

*b.* Organizational colors are accountable property and their retention by individuals is prohibited.

*c.* The private use and display of organizational colors is prohibited.

### 5-55. Description

Colors are of rayon banner cloth or heavyweight nylon. The following two sizes are authorized:

*a.* The flag for the U.S. Corps of Cadets and the 1st Battalion, 3d Infantry, is 4-foot 4-inch hoist by 5-foot 6-inch fly, trimmed with fringe 2 1/2 inches wide.

*b.* The flag for all other units authorized an organizational flag is 3-foot hoist by 4-foot fly, with fringe 2 1/2 inches wide.

### 5-56. Streamers displayed with organizational colors

Streamers awarded to an organization are a part of its organizational color. Streamers are attached below the spearhead of the flagstaff. (See chap 9.)

### 5-57. Identification bands

A silver color band will be placed on the flagstaff of each national color and accompanying organizational color. The band, 3/4 inch wide, will be engraved with the official designation of the organization in letters 1/4 inch high. These silver color bands identify the organizational colors. The bands are not to be confused with the silver bands on guidons, which are awards to the units for campaign or war service (AR 600-8-22). Official designations of US Army organizations are determined by the U.S. Army Center of Military History in accordance with AR 220-5.

### 5-58. United States Corps of Cadet

The flag is gray, with the coat of arms of the U.S. Military Academy centered thereon. The coat of arms consists of the United States shield, bearing the helmet of Pallas over a Greek sword; above the shield is an eagle with a scroll inscribed "DUTY, HONOR, COUNTRY, WEST POINT MDCCCII, U.S.M.A." A scroll below the shield is inscribed "U.S. CORPS OF CADETS." The fringe is gray, black, and yellow; cord and tassels are the same. (See fig 5-46.)

### 5-59. Regiments and separate TOE battalions

*a.* Organizational colors are a solid color background with an embroidered American eagle displayed centered thereon. (See table 5-8 for background color and fringe). In its right talon the eagle holds an olive branch; in its left talon, a bundle of 13 arrows, all in proper colors. Its beak grasps a white scroll inscribed with the unit motto. Below the eagle is a white scroll inscribed with the designation of the organization. On the eagle's breast is embroidered the shield of the coat of arms and the crest is above the eagle's head. For those organizations with an approved badge in lieu of a coat of arms, the eagle's breast is feathered and the badge is located above the eagle's head. (See fig 5-47.)

*b.* Each regiment and separate TOE battalion, if the unit has wartime service, is authorized a coat of arms consisting of shield, crest, and motto. Regular Army units without wartime service are authorized a coat of arms without the crest.

*c.* The design of the coat of arms is based on the history, honors, and mission of each particular regiment or separate battalion of the Active Army, Army National Guard, or U.S. Army Reserve.

*d.* The crest for color-bearing organizations of the Active Army also reflects the history and honors of each regiment or separate battalion.

*e.* All Army National Guard units allotted to a State will use the crest approved for that State. On the color of separate battalions (fixed and flexible), the crest of the state to which the battalion headquarters is allotted will be displayed on the color. For regiments, the crest of each state that is allotted a battalion of the regiment will be displayed above the eagle's head, from dexter to sinister, in the order of admission of each state into the union.

*f.* All color-bearing organizations of the Army Reserve use the Lexington Minuteman crest above the eagle's head.

*g.* The design of the coat of arms is subject to approval by The Institute of Heraldry. Coats of arms, mottos, and crests to the coats of arms previously approved and/or reassigned continue in effect. Changes will not be made to approved coat of arms, motto or crest unless an error exists in the design.

### 5-60. Battalions and squadrons of Active Army, Army Reserve, and Army National Guard regiments

The battalions and squadrons of regiments are authorized duplicate organizational colors of the parent regiment with the battalion or squadron numbers in the upper fly end of the color. (See fig 5-48.) (See table 5-8 for background color and fringe.)

### 5-61. Special Forces groups and battalions of Special forces groups

The color bearing authority for Special Forces organizations is the group. (See table 5-8 for background color and fringe.) Battalions of Special Forces Groups are authorized a duplicate organizational color with the battalion number in the upper right corner. Special Forces Groups' organizational colors are the same size and design as those of regiments and separate battalions, fixed TOE. The coat of arms displayed on the flag is that of the 1st Special Forces. The designation of the group will be reflected on the organization scroll.

### 5-62. Completion of coat of arms

Organizational colors will not be replaced for the addition of an approved crest. If the color is serviceable, the crest will be added to it. The color requiring such addition should be forwarded to the Commander, U.S. Army Soldiers System Command, ATTN: AMSSC-I-SSA-SH, P.O. Box 60539, Philadelphia, PA 19145-0539.

### 5-63. Disposition

*a. TOE units, active.* Unserviceable organization colors will not be burned. They will be tagged and kept in a repository in the organization to which they belong as long as the organization is in an active status.

*b. TOE units, inactive or being inactivated.* Inactivated TOE units or TOE units in the process of inactivation will forward serviceable and unserviceable organization colors with streamers and companion size national U.S. flags to the Commander, U.S. Army

Center of Military History, ATTN: DAMH-MDH (Flag Mission) Anniston, AL 36201-5098. Disposition instructions will be coordinated with the Center's Museum Division prior to forwarding flags. (See chap 2 para 2-12). All colors should be tagged with the organization's official designation to insure positive identification of each item. Items should be shipped in padded bags, boxes or rolled, and placed in containers. Documents forwarded with the items or tags attached should be marked "Unit Inactivated" or "Unit in Process of Inactivation."

c. ARNGUS color, demobilized organizations. (See para 10-5b for additional information.)

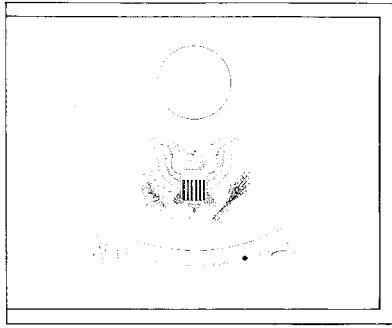


Figure 5-1. Major Army commands

---

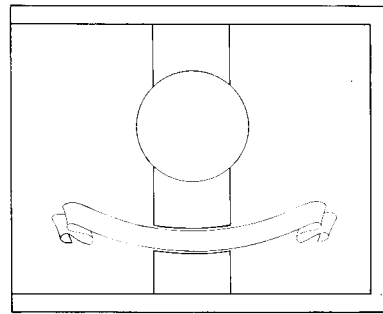


Figure 5-3. Major subordinate cmds of MACOMs and numbered troop commands

---

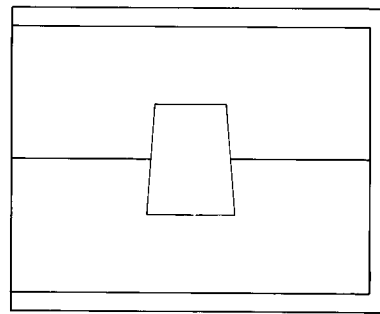


Figure 5-4. Armies, corps and divisions

---

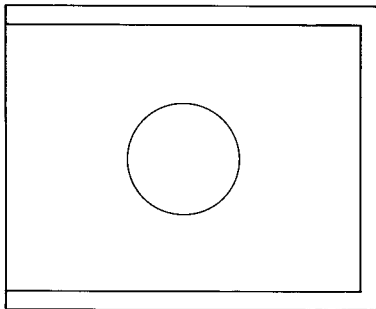


Figure 5-2. Designated commands

---

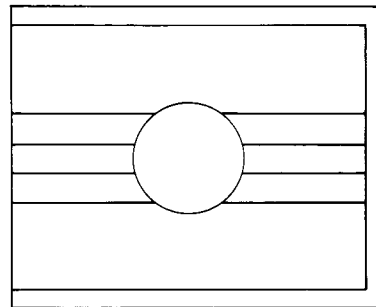


Figure 5-5. Corps artillery

---

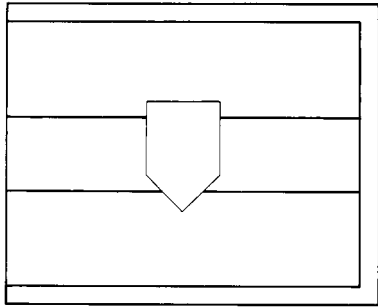


Figure 5-6. Division artillery

---

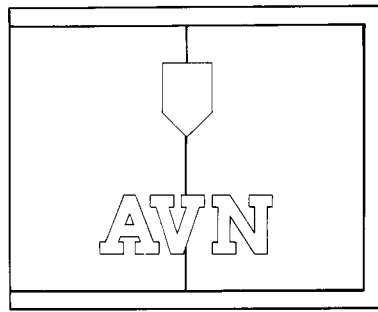


Figure 5-9. Aviation brigade of division

---

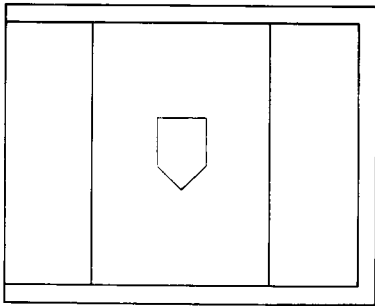


Figure 5-7. Division support command

---

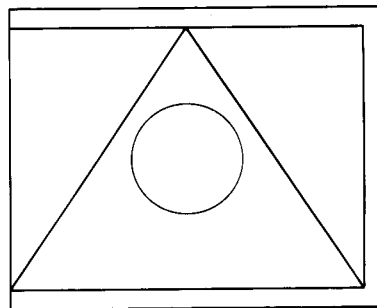


Figure 5-10. Maneuver area command

---

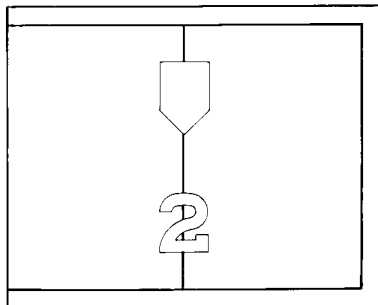


Figure 5-8. Brigades of division

---




Figure 5-11. Maneuver area training command

---

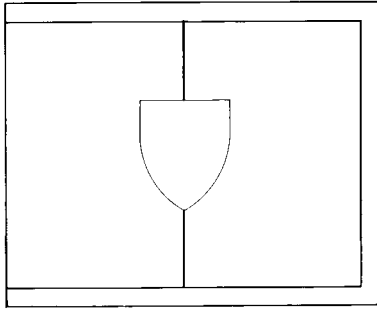


Figure 5-12. Separate TOE brigades

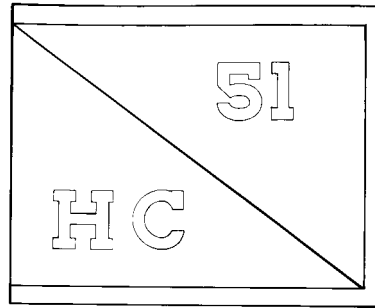


Figure 5-16. Hospital centers

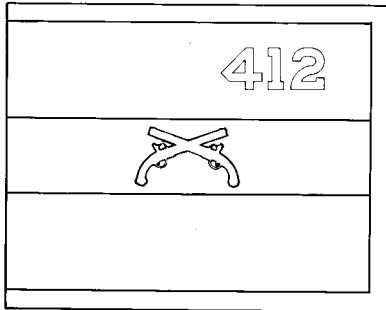


Figure 5-13. Military police prisoner of war camp




Figure 5-17. MEDDAC

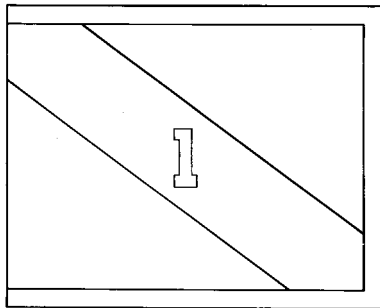


Figure 5-14. Groups




Figure 5-18. DENTAC

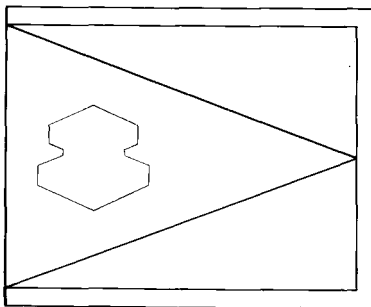


Figure 5-15. DA field operating agencies




Figure 5-19. Dental laboratories

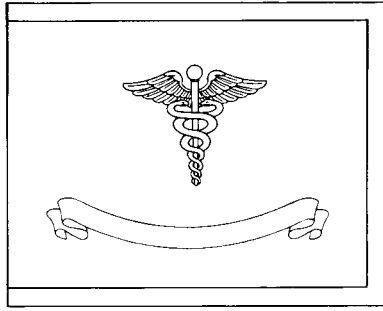


Figure 5-20. Hospitals, convalescent centers and medical centers

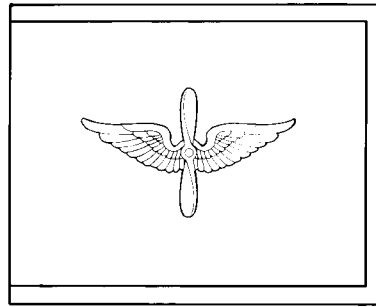


Figure 5-24. U.S. Army centers




Figure 5-21. TDA Organizations




Figure 5-25. Depots

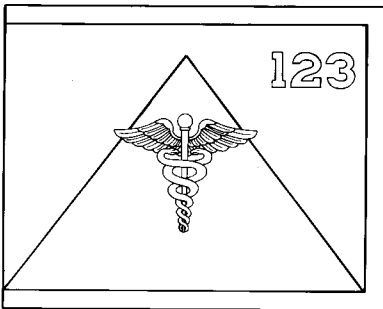


Figure 5-22. Numbered medical laboratories and numbered medical materiel centers




Figure 5-26. U.S. Military Academy




Figure 5-23. TOE support centers




Figure 5-27. Colleges and services schools

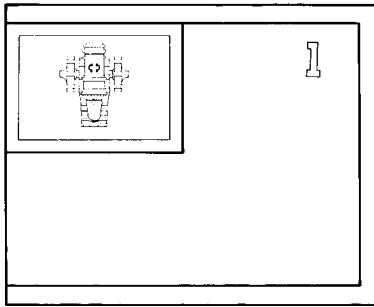


Figure 5-28. School brigades




Figure 5-32. Reserve forces school

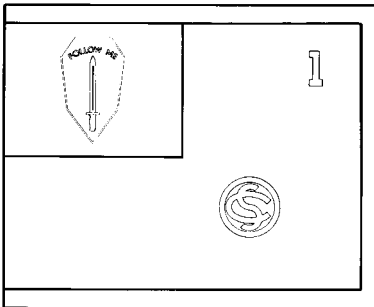


Figure 5-29. OCS brigades




Figure 5-33. Training centers

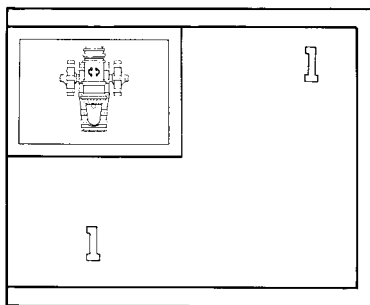


Figure 5-30. Battalions of school brigades

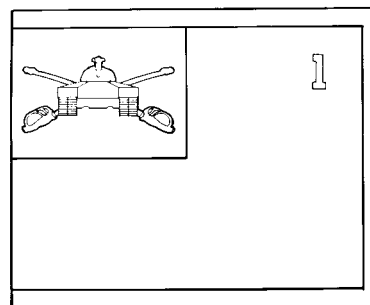


Figure 5-34. Brigades of training centers

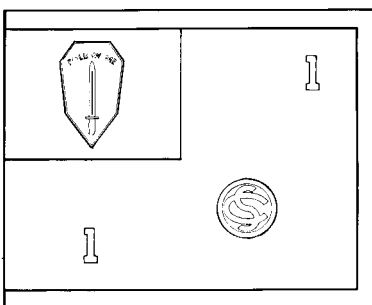


Figure 5-31. Battalions of OCS brigades

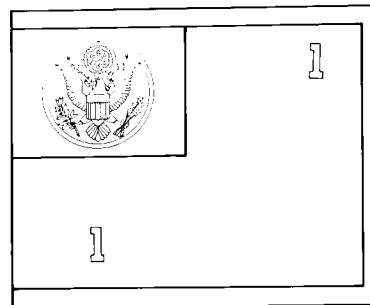


Figure 5-35. Battalions of training centers

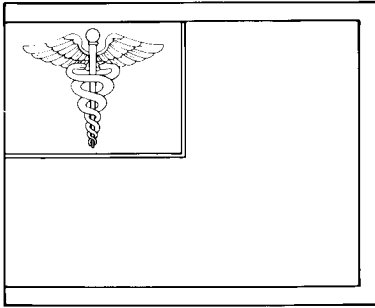


Figure 5-36. Troop commands and brigades of medical centers



Figure 5-40. ROTC cadet command




Figure 5-37. U.S. Army garrison




Figure 5-41. SROTC institutions




Figure 5-38. Numbered USAR garrison support units




Figure 5-42. JROTC institutions




Figure 5-39. Headquarters command, U.S. Army garrison

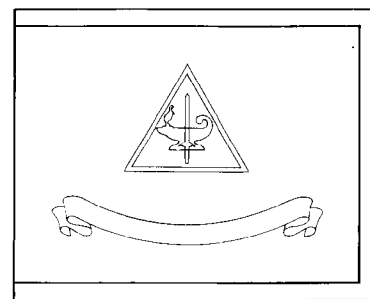


Figure 5-43. National defense cadet corps

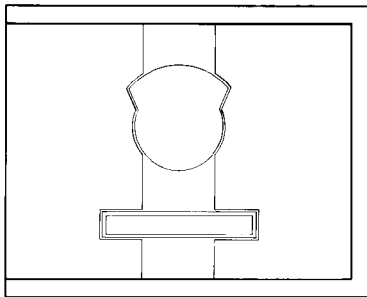


Figure 5-44. Brigades of recruiting command




Figure 5-46. U.S. Corps of Cadets

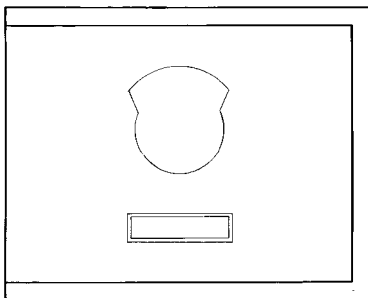


Figure 5-45. Battalions and AMED detachments of recruiting brigades




Figure 5-47. Regiments and separate TOE battalions




Figure 5-48. Battalions of regiments

Table 5-1  
Branch colors for flags

Branch	Primary	Secondary
Adjutant General	Dark blue	Scarlet
Armor	Yellow	Green
Army Medical Department	Maroon	White
Artillery	Scarlet	Yellow
Aviation	Ultramarine blue	Golden orange
Branch Immaterial	Teal blue	Yellow
Cavalry	Yellow	Green
Chemical	Cobalt blue	Golden yellow
Civil Affairs	Purple	White
Engineer	Scarlet	White
Finance	Silver gray	Golden yellow
Infantry	National flag blue	White
Judge Advocate General	Dark blue	White
Maintenance	Crimson	Light blue



**Table 5-1**  
**Branch colors for flags—Continued**

Branch	Primary	Secondary
Military Intelligence	Oriental blue	Silver gray
Military Police	Green	Yellow
Ordnance	Crimson	Yellow
Quartermaster	Buff	Light blue
Signal	Orange	White
Special Forces	Jungle green	Silver gray
Supply and Service	Buff	Yellow
Supply & Transportation	Buff	Brick red
Support	Buff	Scarlet
Transportation	Brick red	Golden yellow

**Table 5-2**  
**Colors for separate brigade flags**

Brigade	1st Stripe	2d Stripe	Piping
Airborne	National Flag Blue	Scarlet	White
Armored	Yellow	Green	Yellow on green or green on yellow
Air Defense Artillery or Field Artillery	Scarlet	Yellow	Yellow on Scarlet or Scarlet on Yellow
Aviation	Ultramarine blue	Golden Orange	Orange on blue or blue on orange
Cavalry	Yellow	Scarlet	Yellow on Scarlet or Scarlet on Yellow
Civil Affairs	Purple	White	White on purple or Purple on white
Engineer	Scarlet	White	Scarlet on white or white on scarlet
Infantry	National flag blue	Scarlet	White
Medical	Maroon	White	White on maroon
Military Police	Green	Yellow	Yellow on green or Green on yellow
Military Intelligence	Oriental blue	Silver gray	Gray on blue or blue on gray
Ordnance	Crimson	Yellow	Yellow on crimson or Crimson on yellow
Signal	Orange	White	White on orange or Orange on white
Support	Buff	Scarlet	Yellow
Transportation	Brick red	Golden yellow	Golden yellow on brick red or Brick red on golden yellow

**Table 5-3**  
**Colors for group flags**

Group	Flag background	Stripe	Numerals
Artillery	Scarlet	Yellow	Scarlet
Aviation	Ultramarine blue	Golden orange	Ultramarine blue
Chemical	Cobalt blue	Golden yellow	Cobalt blue
Civil Affairs	Purple	White	Purple
Engineer	Scarlet	White	Scarlet
Finance	Silver gray	Golden yellow	National flag blue
Infantry	National flag blue	White	National flag blue
Medical	Maroon	White	Maroon
Military Intelligence	Oriental blue	Silver gray	Oriental blue
Military Police	Green	Yellow	Green
Ordnance	Crimson	Yellow	Crimson
Psychological Operations	Bottle green	Silver gray	Bottle green
Quartermaster	Buff	National flag blue	Yellow
Signal	Orange	White	Orange
Support	Buff	Scarlet	Yellow
Transportation	Brick red	Golden yellow	Brick red

**Table 5-4**  
**Colors of distinguishing flags, separate flexible battalions**

Battalion	Flag background and letters	Fringe and scroll
Aviation	Ultramarine blue	Golden orange
Chemical	Cobalt blue	Golden yellow
Civil Affairs	Purple	White
Engineer	Scarlet	White
Maintenance	Crimson	Light blue
Medical	Maroon	White
Military Intelligence or Army Security Agency	Oriental blue	Silver gray
Military Police	Green	Yellow
Ordnance	Crimson	Yellow
Personnel and Administration	Dark blue	Scarlet
Psychological Operations	Bottle green	Silver gray
Quartermaster	Buff	Light blue
Replacement	Dark blue	Scarlet
Signal	Orange	White
Service	Teal blue	Yellow
Supply	Buff	Ultramarine
Supply and Service	Buff	Yellow
Supply & Transportation	Buff	Brick red
Support	Buff	Scarlet
Transportation	Brick red	Golden yellow

**Table 5-5**  
**Colors and insignia for U.S. Army Centers**

Center	Type of insignia	Flag background	Fringe	Insignia
U.S. Army Air Defense Artillery Center	Branch insignia	Scarlet	Yellow	Yellow
U.S. Army Soldier Support Activity	Shoulder Sleeve insignia	Teal blue	White	Proper
U.S. Army Armor Center	Branch insignia	Yellow	Yellow	Green
U.S. Army Aviation Center or U.S. Army Flight Tng Ctr	Branch insignia	Ultra marine blue	Golden orange	Proper
Combined Arms Center & FT Leavenworth	Shoulder Sleeve insignia	Teal blue	White	Proper
U.S. Army Engineer Center	Branch insignia	Scarlet	White	White
U.S. Army Field Artillery Center	Branch insignia	Scarlet	Yellow	Yellow
U.S. Army Infantry Center	Branch insignia	Dark blue	White	White
U.S. Army JFK Special Warfare Center	Device	Bottle green	Silver gray	Proper
U.S. Army Logistics Center	Device	Teal blue	White	Proper
U.S. Army Logistics Management Center	Device	Teal blue	Yellow	Proper
U.S. Army Quartermaster Center	Branch insignia	Buff	Light blue	Flag blue red, white
U.S. Army Signal Center	Branch insignia	Orange	White	White
U.S. Army Transportation Center	Branch insignia	Brick red	Golden yellow	Golden yellow
U.S. Army Total Warrant Officer Center	Branch insignia	Brown	Yellow	Yellow
National Guard Professional Education Center	Branch insignia	Dark blue	Yellow	Yellow
U.S. Army Medical Department Center	Shoulder Sleeve insignia	Maroon	White	Proper
Joint Readiness Training Center	Shoulder Sleeve insignia	Teal Blue	Yellow	Proper

**Table 5-6**  
**Colors for U.S. Army Colleges, Service & Specialist Schools**

Organization	Flag background	Fringe
Army War College	Scarlet	Yellow
Command and General Staff College	National flag blue	Golden yellow
Seventh Army NCO Academy	Teal blue	Yellow
Eight Army Whiteman NCO Academy	Teal blue	White
U.S. Army Academy of the Health Sciences	Maroon	White
U.S. Army Adjutant General School	Dark blue	Scarlet
U.S. Army Air Defense Artillery School	Scarlet	Yellow
U.S. Army Armor School	Yellow	Yellow
U.S. Army Aviation School	Ultramarine blue	Golden orange
U.S. Army Aviation Logistic School	Ultramarine blue	Golden orange
U.S. Army Civil Affairs School	Purple	White
U.S. Army Chaplain School	National flag blue	Yellow
U.S. Army Chemical School	Cobalt blue	Golden yellow

**Table 5-6  
Colors for U.S. Army Colleges, Service & Specialist Schools—Continued**

Organization	Flag background	Fringe
U.S. Army Element, School of Music	Dark blue	Scarlet
U.S. Army Engineer School	Scarlet	White
U.S. Army Field Artillery School	Scarlet	Yellow
U.S. Army Finance School	Silver gray	Yellow
U.S. Army Infantry School	Light blue	White
U.S. Army Intelligence School	Oriental blue	Silver gray
U.S. Army Judge Advocate General's School	Dark blue	White
U.S. Army Management School	Teal blue	Yellow
U.S. Army Medical Department, Center and School	Maroon	White
U.S. Army Military Police School	Green	Yellow
U.S. Army Missile and Munitions School	Crimson	Yellow
U.S. Army Ordnance School	Crimson	Yellow
U.S. Army Organizational Effectiveness Center and School	Teal blue	Yellow
U.S. Army Quartermaster School	Buff	Light Blue
U.S. Army School of the Americas	Teal blue	White
U.S. Army Sergeants Major Academy	Ultramarine blue	White
U.S. Army Signal School	White	Orange
U.S. Army Transportation School	Brick red	Golden yellow

**Table 5-7  
Colors for distinguishing flags for U.S. Army Training Centers**

Type	Flag background	Fringe	Canton	Insignia
Armor	Yellow	Yellow	Green	Yellow
Engineer	Scarlet	White	White	Scarlet
Field Artillery	Scarlet	Yellow	Yellow	Scarlet
Infantry	National flag blue	White	White	National flag blue
Non branch Oriented	Teal blue	Yellow	Yellow	Teal blue

**Table 5-8  
Colors for organizational colors**

Organization	Flag background	Fringe	Outline of scrolls	Letters & Numbers
Adjutant General	Dark blue	Scarlet	Scarlet	Dark blue
Air Defense Artillery	Scarlet	Yellow	Yellow	Scarlet
Armor	Yellow	Yellow	Scarlet	Scarlet
Army Medical Department	Maroon	White	Yellow	Maroon
Aviation	Ultramarine blue	Golden orange	Golden orange	Ultramarine blue
Branch Immaterial	Teal blue	Yellow	Yellow	Teal blue
Cavalry	Yellow	Yellow	Scarlet	Scarlet
Chemical	Cobalt blue	Golden Yellow	Golden Yellow	Cobalt Blue
Civil Affairs	Purple	White	White	Purple
Corps of Engineers	Scarlet	White	Yellow	Scarlet
Field Artillery	Scarlet	Yellow	Yellow	Scarlet
Finance	Silver gray	Golden yellow	Golden yellow	Silver gray
Infantry	National flag blue	Yellow	Yellow	National flag blue
Judge Advocate General (Note 1)	Dark blue	White	Yellow	Dark blue
Maintenance	Crimson	Light blue	Yellow	Crimson
Military Intelligence	Oriental blue	Silver gray	Golden yellow	Oriental blue
Military Police	Green	Yellow	Yellow	Green
Ordnance	Crimson	Yellow	Yellow	Crimson
Psychological Operations	Bottle green	Silver gray	Silver gray	Bottle green
Quartermaster	Buff	Light blue	Light blue	Light blue
Signal	Orange	White	White	Orange
Special Forces	Jungle green	Silver gray	Yellow	Jungle green
Supply and Service	Buff	Yellow	National flag blue	National flag blue
Supply and Transport	Buff	Brick red	Brick red	Brick red
Support (Note 2)	Buff	Scarlet	Scarlet	Scarlet

**Table 5-8**  
**Colors for organizational colors—Continued**

Organization	Flag background	Fringe	Outline of scrolls	Letters & Numbers
Transportation	Brick red	Golden yellow		Golden yellow

Notes:

<sup>1</sup> Regimental Corps flag only.

<sup>2</sup> The colors of support units assigned to Divisions will be the color of the type of unit in which the support battalion perpetuates.

<sup>3</sup> The scroll for all organizational colors is white.

## Chapter 6

### Guidons

#### 6-1. Authorization

Guidons are unit identification markers approved by HQDA and authorized for TOE companies, batteries, troops, detachments, and separate platoons. Guidons are authorized for TDA units with an authorized strength of 20 or more military personnel. Only one guidon is authorized for each of the following:

- a. Companies, batteries, troops, detachments, separate platoons and equivalent size units (TOE).
- b. Reserve Officers Training Corps companies (senior and junior units).
- c. National Defense Cadet Corps units.
- d. Special units authorized by The Institute of Heraldry.
- e. TDA detachments and units (with an authorized military strength of 20 or more).

#### 6-2. Additional guidons

a. Training companies Two guidons are authorized for training companies, one for use in field training and a stand-by guidon for ceremonies and parades. Duplicate streamers or campaign bands are not authorized. Simultaneous display of the two guidons is prohibited.

b. Split elements of ARNG. A duplicate company guidon is authorized for use by a split element of the ARNG located in different geographic locations. At functions when the split elements are assembled as a company, only one guidon is authorized for display.

#### 6-3. Prohibitions

- a. Guidons are not authorized for provisional units.
- b. Detachments, platoons, and squads that are integral to a company, battery, or troop are not authorized guidons except as indicated in para. 6-2b above.
- c. Guidons are accountable property and their retention by individuals is prohibited.
- d. Prescribed designs of guidons will not be altered except by authority of the Secretary of the Army.
- e. The only authorized abbreviation to denote the "Headquarters" element on guidons is "HQ". All other abbreviations such as "HHC" or "HQS" are unauthorized.

#### 6-4. Description

A guidon is a swallow-tailed unit marker, 20-inch hoist by a 27-inch fly, the swallow-tail end forked 10 inches. Fringe is not used on guidons. Guidons are made of bunting cloth or nylon, unless otherwise specified. Design elements will appear on the opposite side as if printed through the material. Letters and numerals will read from left to right on each side of the guidon. The letters and numbers on guidons are 3 1/2 inches high unless otherwise indicated. When a SSI is authorized for use on the guidon, the design will appear proper on both sides.

#### 6-5. Display of guidons

Guidons will be carried by units participating in parades and review or displayed as directed by the commander.

#### 6-6. Streamers and silver bands

Streamers and silver bands awarded to units are component parts of the guidon. Streamers to reflect unit awards are attached below the

spearhead of the flagstaff. Silver bands to indicate campaigns are placed on the flagstaff below the guidon (See chap 9 for authorized streamers and silver bands.) The criteria for streamer awards and silver bands is contained in AR 600-8-22.

#### 6-7. Headquarters Company, U.S. Army, Fort Myer, Virginia

A white guidon with the shoulder sleeve insignia for Headquarters Company, U.S. Army, in proper colors centered thereon will be used. (See fig 6-1.)

#### 6-8. United States Army Field Band

A white guidon with the shoulder sleeve insignia of the United States Field Band centered thereon will be used. (See fig 6-2.)

#### 6-9. Headquarters companies of specified commands

The guidons for the headquarters company or detachment of the following commands, are the same colors and design as the distinguishing flags for these organizations.

- a. MACOMs and forces established by HQDA. (See fig 6-3.)
- b. State area commands. (See fig 6-3.)
- c. Major subordinate commands of MACOMs. (See fig 6-4.)
- d. Numbered TOE commands. (See fig 6-3.)
- e. U.S. Army Reserve Commands. (See fig 6-3.)
- f. Numbered armies/corps. (See fig 6-5.)
- g. Corps artillery. (See fig 6-6.)
- h. Divisions and division training. (See fig 6-5.)
- i. Division support command. (See fig 6-7.)
- j. Division artillery. (See fig 6-8.)
- k. Division support centers. (See fig 6-9.)
- l. Brigades of divisions. (See fig 6-10.)
- m. Separate TOE brigades. (See fig 6-11.)
- n. Special Troops of numbered TOE Support Commands. (See fig 6-7.)
- o. Named brigades of divisions. (See fig 6-12.)
- p. Maneuver area command. (See fig 6-13.)
- q. Training command. (See fig 6-14.)
- r. Military Police Prisoner of War Camp. (See fig 6-15.)
- s. Depots. (See fig 6-16.)
- t. Groups. (See fig 6-17.)

#### 6-10. Support battalion of a division

a. Headquarters company (Heavy & Medium Division). The guidon has a buff color background with scarlet letters and numerals. (See fig 6-18.)

b. Companies of battalion. The guidons have branch oriented colors with the battalion number above and the company letter below the branch insignia. (See table 6-1 for colors and type of branch insignia.) (See fig 6-19.)

#### 6-11. TOE companies, batteries, troops, and detachments of regiments and separate battalions

The guidons for units of regiments and separate fixed battalions (including companies of battalions of Special Forces units) will be the same color as the organizational color with the applicable branch insignia centered between the regiment or battalion number above and HQ or company letter below the insignia. The letters and numbers are 3 1/2 inch high. The numbers and letters will be the secondary branch color. (See table 6-2 for colors.) (See fig 6-20 for

units authorized a branch insignia; fig 6-24 for cavalry units; and fig 6-23 for units not authorized a branch insignia.)

#### **6-12. TOE companies, batteries, troops and detachments of battalions or squadrons of regiments**

The guidons are the same as described in paragraph 6-11 above with the addition of the battalion/squadron number on the horizontal center line midway between the heading and the branch insignia. The battalion/squadron numerals are 2 5/8 inches high. Letters and numbers will be in the secondary branch color. (See table 6-1 for colors.) (See fig 6-22 for cavalry units and fig 6-21 for all other units.)

#### **6-13. Named TOE companies**

The guidon is of the same applicable branch colors with the insignia of branch centered between the number of the battalion above and the approved abbreviation, or monogram in lieu of a company letter, below the insignia. (See figs 6-25, 6-26 and 6-27.)

#### **6-14. TOE separate companies, batteries, detachments, and equivalent size TOE units**

The guidon for TOE separate units will be the color indicated in table 6-2. The authorized insignia of branch or device is centered above the unit number. (See fig 6-28.) Units not authorized an insignia of branch or device on the guidon will have the number of the unit centered on the guidon. (See fig 6-29.)

#### **6-15. TDA detachments and company size units**

a. Except as otherwise specified in this regulation and unless specifically authorized for certain units, the guidons are the applicable branch colors. The branch insignia is centered with nothing above or below the insignia. (See fig 6-30.) (See table 6-2 for color and type of device.)

b. Guidons for units not oriented to branch are the colors and insignia for branch immaterial (See fig 6-31.)

c. Requisitions for these guidons should indicate "Guidon, TDA Unit, and Branch."

#### **6-16. Headquarters Company, U.S. Army Garrison**

A teal blue guidon with the insignia for branch immaterial centered thereon. (See fig 6-31.)

#### **6-17. Numbered USAR garrison support units A teal blue guidon with the insignia for branch immaterial centered above the unit number. (See fig 6-32.)**

#### **6-18. Troop command and medical brigade of medical centers**

The guidon is the same pattern and colors as the distinguishing flag. The unit designation will be below the canton in white letters. (See fig 6-33.)

#### **6-19. Headquarters company, hospital centers**

The guidon is diagonally divided from upper hoist to lower fly in maroon and white with maroon above. On the white portion are the letters "HC" in maroon. On the maroon portion is the number of the center in white arabic numerals. (See fig 6-34.)

#### **6-20. Numbered Medical laboratories, numbered Medical Materiel Centers**

The guidon is white with a maroon triangle starting at the bottom edge of the guidon with the apex near the vertical center. The branch insignia is centered thereon. (See fig 6-35.)

#### **6-21. Companies of hospitals and Medical Centers**

The guidon is maroon with the medical branch insignia centered thereon. This pattern is that described for TDA organizations in para 6-15.

#### **6-22. U.S. Army service schools**

a. Guidons for headquarters company or detachment of a service

school oriented to branch of service are the branch colors with the applicable branch insignia centered thereon. (See fig 6-30.)

b. Guidons for headquarters companies of service schools not oriented to branch use the colors and insignia for branch immaterial. (See fig 6-31.)

#### **6-23. School brigades and officer candidate school (OCS) brigades**

Guidons for headquarters companies of a school brigade or officer candidate brigade are the same design and colors as the brigade flag. (See figs 6-36 and 6-37.)

#### **6-24. Battalions of school brigades or OCS brigades**

a. The headquarters company of battalions of school brigades is the same design as the battalion. (See fig 6-38 and 6-39.)

b. Guidons for companies of battalions of a school brigade, are the same design and colors as the brigade flag with the company letter added above the battalion number, below the canton. (See fig 6-40 and 6-41.)

#### **6-25. Companies, U.S. Corps of Cadets**

a. Dress guidons. The guidons are of rayon banner cloth, horizontally divided into two equal stripes, golden yellow above silver gray. "USCC" is centered horizontally in black between the regiment number above on the yellow stripe and the company letter below on the gray. All letters and numerals are black. (See fig 6-42.)

b. Field guidons. The guidons are nylon horizontally divided into two equal stripes, golden yellow above silver gray, with the unit number in black numerals centered thereon. (See fig 6-43.) 6-26 United States

#### **6-26. Military Academy Preparatory School.**

A black guidon inscribed with the letters "USMAPS" above the company letter, all in yellow (See fig 6-44.)

#### **6-27. Noncommissioned officer academies**

The guidon is teal blue with the shoulder sleeve insignia of the organization or applicable STARC identified with the academy centered thereon, in proper colors 8 1/2 inches high above a teal blue rectangular scroll inscribed with a yellow "NCOA" (See fig 6-45.)

#### **6-28. Headquarters company, U.S. Army training centers**

The guidon is the same design and color as the distinguishing flag for the applicable center. (See fig 6-46.)

#### **6-29. State Army National Guard OCS**

The guidon is teal blue with the applicable STARC SSI, centered above the OCS monogram, in yellow. (See fig 6-47.)

#### **6-30. Companies of training brigades and battalions at U.S. Army training centers**

a. Guidons for headquarters companies of a training brigade is the same colors and patterns as the brigade flag. (See fig 6-48.)

b. The guidon for headquarters company of battalions of a brigade are the same as the battalion flag. (See fig 6-49.)

c. Guidons for companies of battalions of brigades are the same as the battalion flag with the addition of the company letter above the battalion number below the canton. (See fig 6-50.)

#### **6-31. Companies or batteries, ROTC**

a. Senior Reserve Officers' Training Corps.

(1) Branch-oriented companies. Guidons for branch-oriented companies are the same as the applicable branch guidon except "ROTC" is above the branch insignia. (See fig 6-51.)

(2) Non-branch-oriented companies. The guidon is yellow with the SROTC shoulder sleeve insignia centered on the guidon with the battalion number above the SSI and company designation below in black letters. (See fig 6-52.)

b. Junior Reserve Officers' Training Corps. Guidons are silver gray with the ROTC torch enflamed between "ROTC" above and

the company designation below. (See fig 6-53.) All letters are in scarlet. On guidons requiring both the number of the regiment and the company designation, both are below the torch, the regimental number to the hoist and the company letter to the fly end of the guidon. (See fig 6-54.)

c. Companies of National Defense Cadet Corps. Guidons are silver gray with the ROTC torch enflamed, centered between "NDCC" above and the company designation below all in maroon. (See fig 6-55.) On guidons requiring both the regimental number and company designation, both are below the torch. The regimental number is to the hoist and the company letter to the fly end of the guidon. (See fig 6-56.)

### 6-32. Disposition

a. *Guidons that have seen war service.* Serviceable and unserviceable guidons that have seen war service will not be burned.

b. *Guidons that have not seen war service.* Unserviceable guidons that have not seen war service and are not desired for retention may be disposed of locally. Disposal must be made in a dignified manner, preferably by burning.

c. *TOE units, active.* Unserviceable guidons that have seen war service will be numbered and retained in a repository in the organization to which they belong as long as the organization remains in an active status.

d. *TOE units, redesignated.* Serviceable guidons and unserviceable guidons that have seen war service, of an organization redesignated but not inactivated, must be retained by that organization or the lineal descendant of the unit as mementos of service for as long as the unit remains in an active status.

e. *TOE units, inactive or being inactivated.* Serviceable guidons, and unserviceable guidons that have seen war service of inactivated TOE units or TOE units in process of inactivation will be forwarded to the Commander, Center of Military History, ATTN: DAMH-MDH (Flag Mission), Anniston Army Depot, Anniston, AL 36201-5098. The guidons should be tagged with the organization's official designation to ensure proper identification of each item. The tag should include information about the guidons war service, place served, when served, and any further information of historical importance. Items should be shipped in padded bags, boxed, or rolled and placed in containers. Documents forwarded with the items or tags attached should be marked "Unit Inactivated" or "Unit in Process of Inactivation."

f. *TDA units, active and discontinued.* Unserviceable guidons of active TDA units and serviceable guidons of discontinued TDA units may be retained by the installation for display purposes or disposed of in a dignified manner (preferably by burning).

g. Army National Guard guidons. (See chap 10, para 10-5b.)

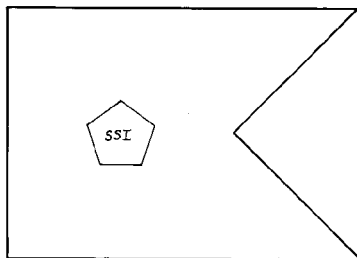


Figure 6-1. Headquarters company, U.S. Army

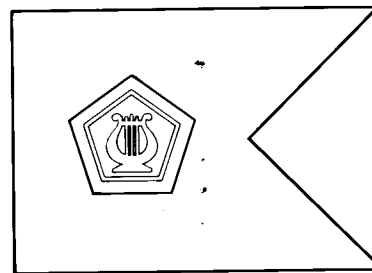


Figure 6-2. U.S. Army field band

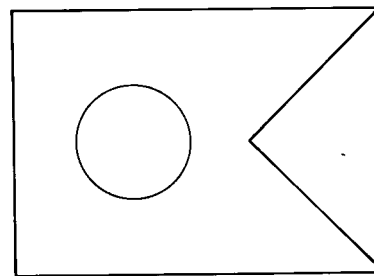


Figure 6-3. MACOMS and commands

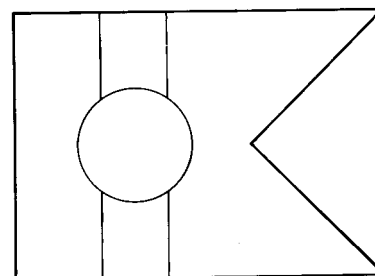


Figure 6-4. Major subordinate comds of MACOMS & Troop cmds

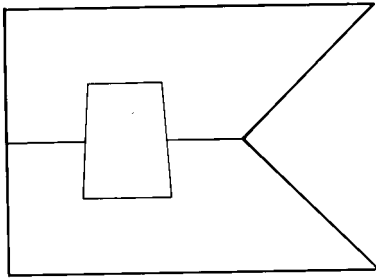


Figure 6-5. Armies, corps and divisions

---

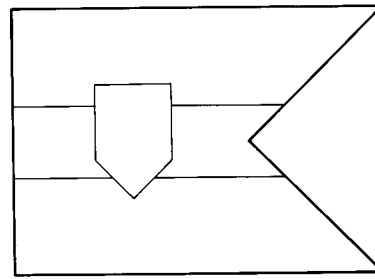


Figure 6-8. Division artillery

---

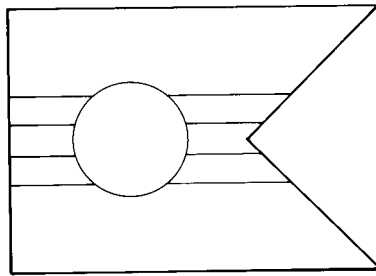


Figure 6-6. Corps artillery

---

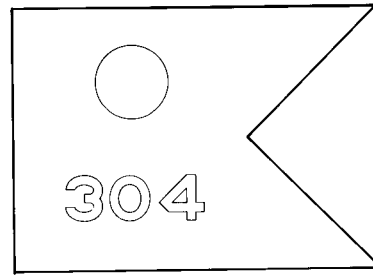


Figure 6-9. Support center

---

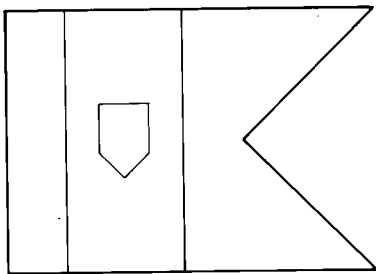


Figure 6-7. Division support command

---

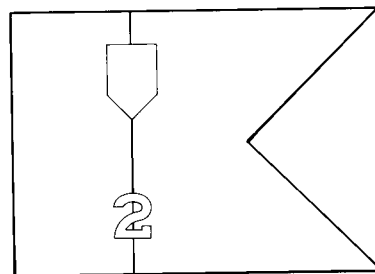


Figure 6-10. Brigades of divisions

---

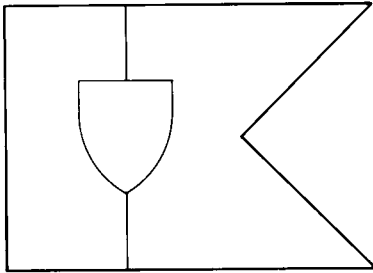


Figure 6-11. Separate TOE brigades

---




Figure 6-14. Training command

---

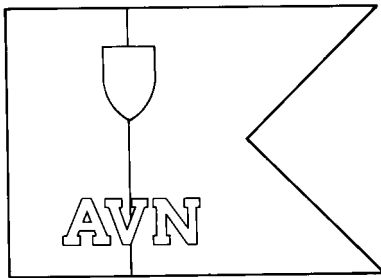


Figure 6-12. Named brigade of division

---

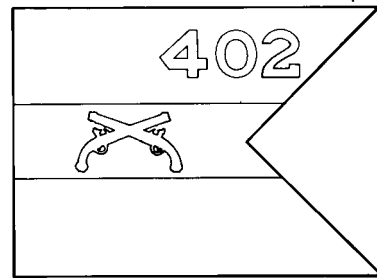


Figure 6-15. Military police prisoner of war camp

---




Figure 6-13. Maneuver area command

---




Figure 6-16. Depots

---



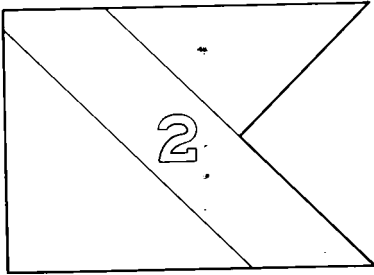


Figure 6-17. Groups

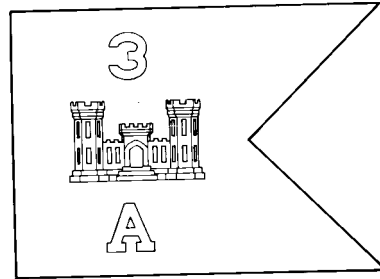


Figure 6-20. Companies of regiments and separate battalions

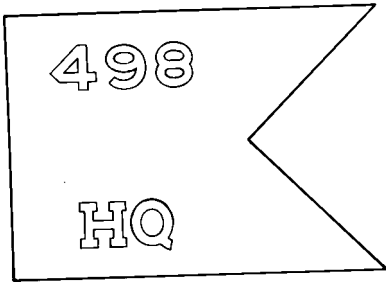


Figure 6-18. HQ company of division support battalion

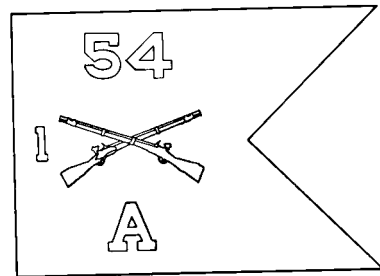


Figure 6-21. Companies of battalions of regiments

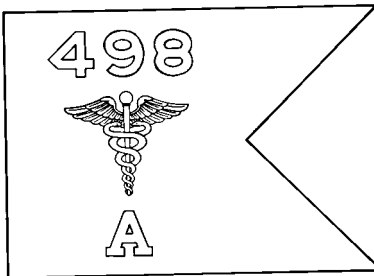


Figure 6-19. Companies of division support battalion

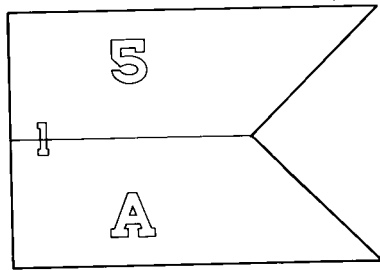


Figure 6-22. Cavalry troops of regiments

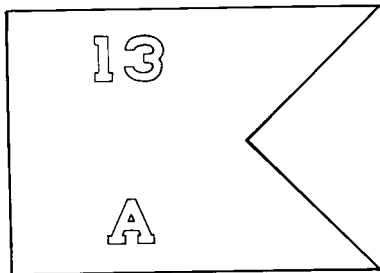


Figure 6-23. Companies of battalions w/o branch insignia

---

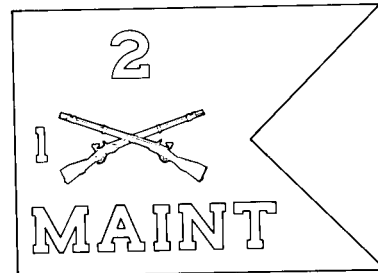


Figure 6-26. Named TOE companies battalion of regiments

---

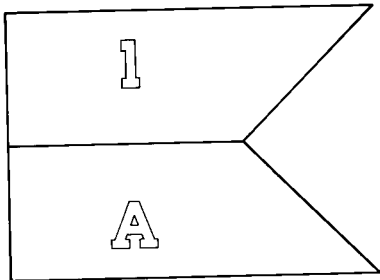


Figure 6-24. Separate cavalry squadrons

---




Figure 6-27. Named TOE companies of regiment & battalion

---

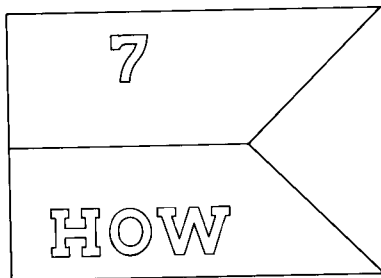


Figure 6-25. Named TOE troops of cavalry squadrons

---

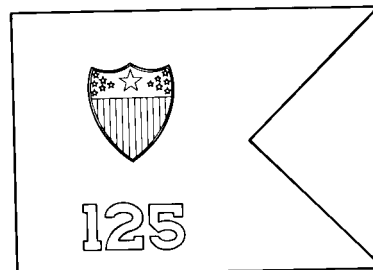


Figure 6-28. Separate TOE units

---

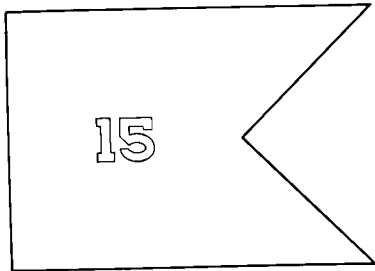


Figure 6-29. Separate TOE units w/o branch insignia

---

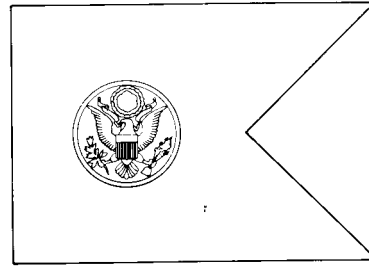


Figure 6-32. Numbered USAR garrison support units

---

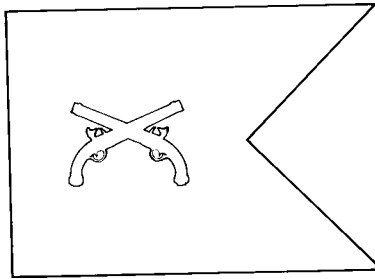


Figure 6-30. TDA units

---

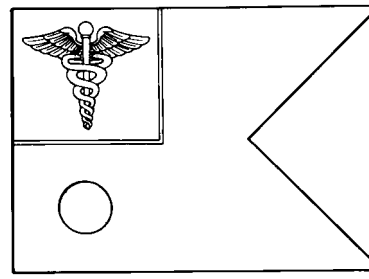


Figure 6-33. Troop command and brigade of medical ctr.

---




Figure 6-31. TDA units w/o branch insignia

---

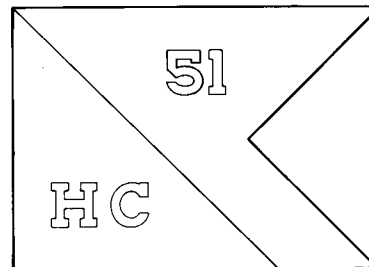


Figure 6-34. Hospital centers

---

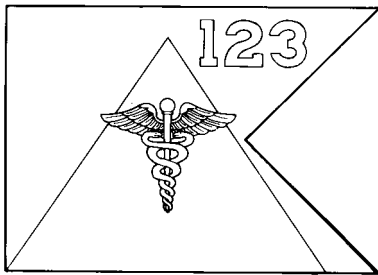


Figure 6-35. Numbered medical laboratories, numbered medical materiel centers

---

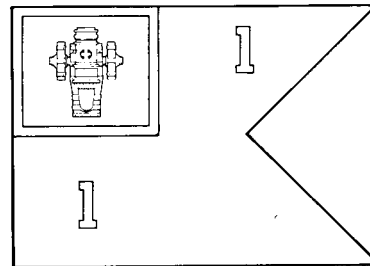


Figure 6-38. Battalion of school brigade

---

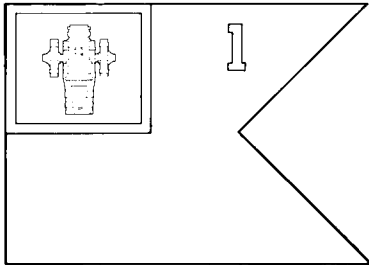


Figure 6-36. School brigades

---

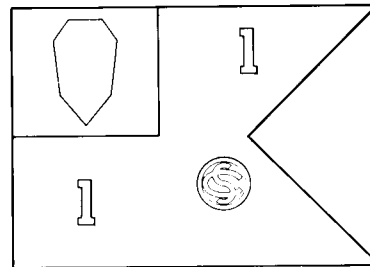


Figure 6-39. Battalion of OCS brigade

---

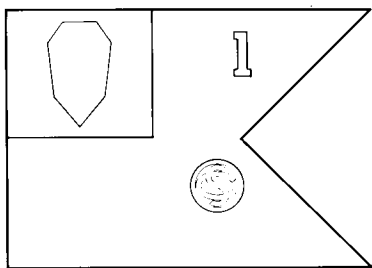


Figure 6-37. OCS brigade

---

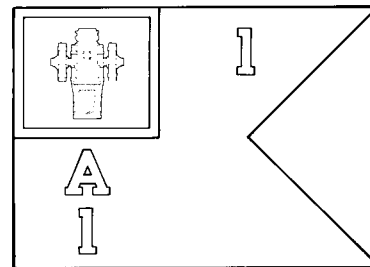


Figure 6-40. Companies of school brigade

---

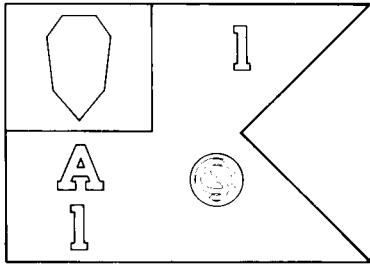


Figure 6-41. Companies of OCS brigade battalions

---

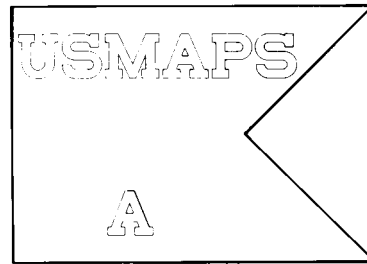


Figure 6-44. Military academy preparatory school

---

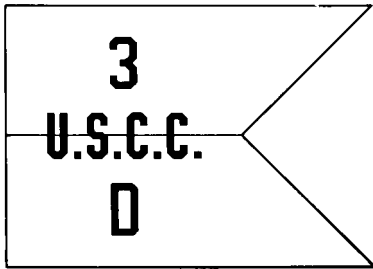


Figure 6-42. U.S. corps of cadets

---

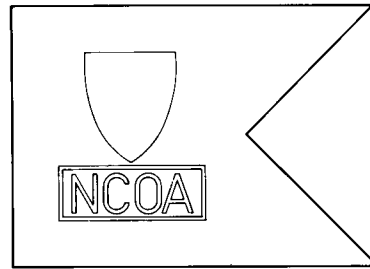


Figure 6-45. Non-commissioned officer academies

---

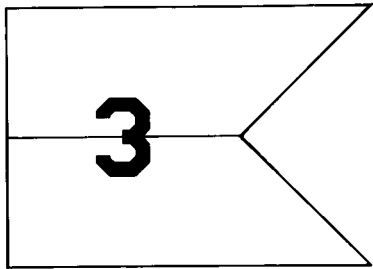


Figure 6-43. U.S. corps of cadets (Field)

---

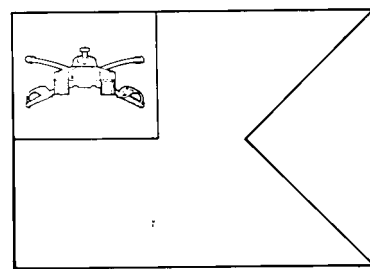


Figure 6-46. U.S. Army training centers

---

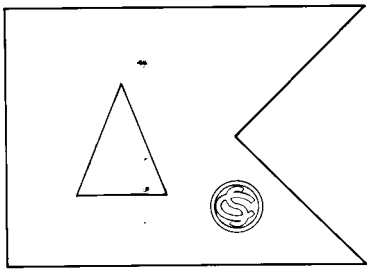


Figure 6-47. State ARNG OCS

---

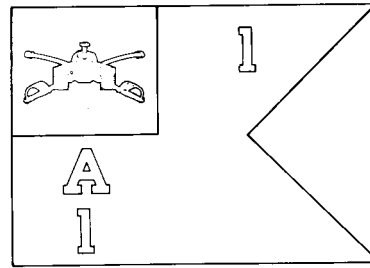


Figure 6-50. Companies of training center battalion

---

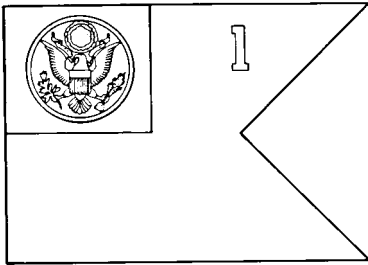


Figure 6-48. Training brigade of training center

---

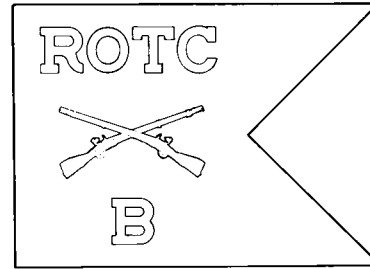


Figure 6-51. Senior ROTC branch-oriented

---

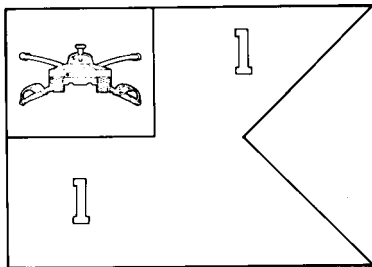


Figure 6-49. Training battalion of brigade of training center

---




Figure 6-52. Senior ROTC non-branch oriented

---

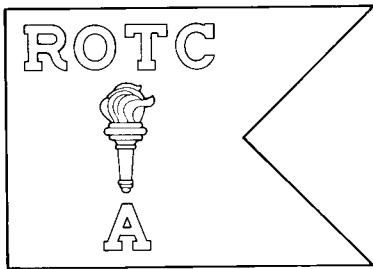


Figure 6-53. Junior ROTC

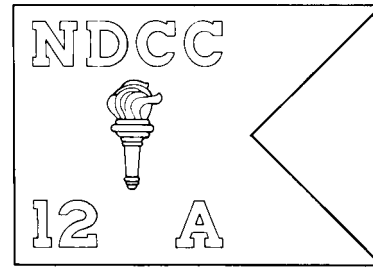


Figure 6-56. NDCC companies of regiments

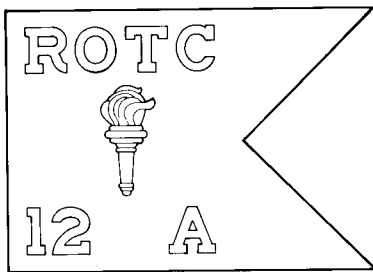


Figure 6-54. Junior ROTC companies of regiments

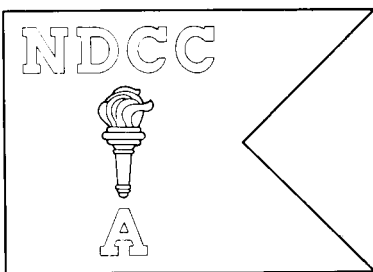


Figure 6-55. National defense cadet corps

**Table 6-1**  
Colors, insignia, and devices for division support battalion guidons

Unit	Guidon background	Letters and numerals	Branch insignia
Heavy/Medium Division forward support battalions			
Headquarters-Support	Buff	Scarlet	None
Company A-Supply	Buff	Ultramarine blue	Quartermaster
Company B-Maintenance	Crimson	Light blue	Ordnance
Company C-Medical	Maroon	White	Medical
Company D-Adjutant General	Dark blue	White	Adjutant General
Heavy/Medium Division main support battalions			
Headquarters-Support	Buff	Scarlet	None
Company A-Supply	Buff	Ultramarine blue	Quartermaster
Company B-Transportation	Brick red	Golden yellow	Transportation
Company C-Maintenance	Crimson	Light blue	Ordnance
Company D-Maintenance	Crimson	Light blue	Ordnance
Company E-Maintenance	Crimson	Light blue	Ordnance
Company F-Medical	Maroon	White	Medical
Aviation support battalions			
Headquarters Support-Supply	Buff	Ultramarine blue	None
Company A-Aviation Maintenance	Ultramarine blue	Golden orange	Aviation
Company B-Ground Maintenance	Crimson	Light blue	Ordnance
Light Division forward support battalions			
Headquarters & A-Supply	Buff	Ultramarine blue	Quartermaster
Company B-Maintenance	Crimson	Light blue	Ordnance
Company C-Medical	Maroon	White	Medical
Light Division Main Support battalions			

**Table 6-1**  
**Colors, insignia, and devices for division support battalion guidons—Continued**

Unit	Guidon background	Letters and numerals	Branch insignia
Headquarters & A-Supply	Buff	Ultramarine blue	Quartermaster
Company B-Maintenance	Crimson	Light blue	Ordnance
Company C-Medical	Maroon	White	Medical
Company D-Transportation	Brick red	Golden yellow	Transportation
Company E-Quartermaster(Rigger)	Buff	Ultramarine blue	Quartermaster
Company F-Maintenance	Crimson	Light blue	Ordnance

**Table 6-2**  
**Colors, insignia, and devices for guidons**

Unit	Guidon background	Letters and numerals	Type of insignia device
Adjutant General Corps Army Postal Units Personnel and Administration units	Dark blue	White	Branch
Replacement Personnel Services units			
Air Defense Artillery	Scarlet	Yellow	Branch
Armor	Yellow	Green	Branch
Aviation	Ultramarine blue	Golden orange	Branch
Branch Immaterial U.S. Army Garrison Multi-functional Units	Teal blue	Yellow	Branch
Cavalry	Red over White	White on red Red on White	None
Chaplain	Black	White	(Note 3)
Chemical	Cobalt blue	Golden yellow	Branch
Civil Affairs	Purple	White	Branch
Engineers	Scarlet	White	Branch
Field Artillery	Scarlet	Yellow	Branch
Finance	Silver gray	Golden yellow	Branch
Infantry	Dark blue	White	Branch
Judge Advocate General's Corps	Dark blue	White	Branch
Maintenance	Crimson	Light blue	None (Note 1)
Medical	Maroon	White	Branch
Military Intelligence	Oriental blue	Silver gray	Branch
Military Police	Green	Yellow	Branch
Ordnance	Crimson	Yellow	Branch
Psychological operations	Dark green	Silver gray	Emblem
Public Affairs	Teal blue	Yellow	Emblem
Quartermaster	Buff	Ultramarine blue	Branch
Signal	Data Processing Units	Orange	White Branch
Special Forces	Jungle Green	Silver gray	Branch
Supply	Buff	Ultramarine blue	None (Note 2)
Supply and Service	Buff	Yellow	None (Note 2)

**Table 6-2**  
**Colors, insignia, and devices for guidons—Continued**

Unit	Guidon background	Letters and numerals	Type of insignia device
Supply and Transportation Support (except divisions)	Buff	Brick red	None
Transportation	Buff	Scarlet	None (Note 2)
Veterinary	Brick red	Golden yellow Green	Branch
	Maroon	Green	Branch

Notes:

<sup>1</sup> Ordnance insignia will be used on separate units guidon.

<sup>2</sup> Quartermaster insignia will be used on separate units guidon.

<sup>3</sup> Device is the shield from the Chaplain Regimental Insignia.

## Chapter 7 Miscellaneous Flags and Tabards

### 7-1. Army recruiting advertising flag

The flag is white, 3-foot hoist by 4-foot fly, trimmed with yellow fringe with the shoulder sleeve insignia and arc tab of the U.S. Army Recruiting Command centered thereon. Below the insignia is a blue horizontal rectangle edged in red and inscribed "U.S. ARMY" in white letters. The flag is authorized for display in each recruiting station. (See fig 7-1.)

### 7-2. The United States Army Band flag

The distinguishing flag for the U.S. Army Band is a white flag, 4-foot 4-inch hoist by 5-foot 6-inch fly, with yellow fringe. Centered thereon is the organization's coat of arms (shield, crest, and motto on scroll), 2 feet 6 inches high. (See fig 7-2.)

### 7-3. Army Community Service flag

The Army Community Service (ACS) flag is authorized only at Army community service centers with an active ACS group. The distinguishing flag is gold color, 3-foot hoist by 4-foot fly, with gold fringe. In the center is the ACS emblem, 1 foot 11 3/4 inches high. These flags are authorized for display only in ACS centers and during ACS ceremonies, special occasions and other appropriate events. In most instances the ACS flag will be displayed alone. The ACS flag is not intended to be flown outside or carried during ceremonies. If displayed with organizational flags, the ACS flag will not have precedence over these flags. (See fig 7-3.)

### 7-4. Army military chapel flags

Chapel flags (as distinguished from chaplains flags) are authorized for display in Army military chapels only. The flag is 4-foot 4-inch hoist by 5-foot 6-inch fly, with fringe 2 1/2 inches wide. Chapel flags are dark blue with the appropriate chaplain's branch insignia in white centered thereon. The fringe is white. Device will be Christian, Jewish, Muslim or Buddhist. (See figs 7-4, 7-5, 7-6, 7-7.)

### 7-5. Army chaplains flags

The flags for chaplains are used as authorized by commanders to designate the time and place of religious service and in the field to indicate the chaplain's quarters or office. With the exception of size, 2-foot hoist by 3-foot fly, they are of the same color and description as the military chapel flags. There is no fringe. (See para 7-4.)

### 7-6. U.S. Army Corps of Engineers, divisions, districts, laboratories, and separate offices.

A distinguishing flag is authorized for use by the U.S. Army Corps of Engineers, (COE) divisions, districts, laboratories, and separate offices not authorized flags in their own right. This authority does



not apply to TOE engineer units and installation engineer support activities and will not be displayed on military installations. The flag is scarlet on which is centered the insignia of the branch for the Corps of Engineers in white with detailed black and scarlet windows and doors. There is no fringe. (See fig 7-8.) The flags are authorized in the following sizes:

- a. Six-foot hoist by 8-foot fly.
- b. Four-foot hoist by 6-foot fly.
- c. Two-foot hoist by 3-foot fly.

#### 7-7. Convention of Geneva flag

The flag is a white rectangular flag with a red cross with straight arms of equal length centered thereon. (See fig 7-9.)

a. Flag sizes are as follows:

- (1) Six-foot hoist by 9-foot fly One authorized for each general hospital and each convalescent center.
- (2) Four-foot hoist by 6-foot fly One authorized for each hospital not otherwise authorized, one per clearing station, and one per medical school.
- (3) Eighteen-inch hoist by 2-foot 3-inch fly One authorized for each medical unit or element not otherwise authorized. One per vehicle uses in medical unit or element.

b. Panel marker, Red Cross sizes are as follows:

- (1) Eight-foot 6-inch hoist by 19-foot 6-inch fly One authorized for each tent or shelter when required to show medical use (to be lashed down over tent or shelter).
- (2) Four-foot hoist by 4-foot fly One authorized for each medical unit or element for helipad identification.

#### 7-8. Veterinary unit flag

The flag is white with a 18-inch hoist by 2-foot 3-inch fly, on which is a green cross. The flag is authorized for veterinary field units and detachments. (See fig 7-9.)

#### 7-9. Vessel flags

Vessel flags are the colors and the branch insignia of the applicable branch of service using the vessels. (See figs 7-10 and 7-11.) The flags are of the following sizes:

- a. Six-foot hoist by 8-foot fly.
- b. Four-foot hoist by 6-foot fly.
- c. Two-foot hoist by 3-foot fly.

#### 7-10. Tabards

a. Authorization. Tabards are authorized for bands. Designs must be authorized by The Institute of Heraldry, U.S. Army.

b. Description. A tabard is of rayon banner cloth for attachment to the tubing of a herald trumpet.

(1) Army bands The color and design of the tabard is individually approved by The Institute of Heraldry.

(2) ROTC bands The tabard is 1 foot 2 inches high and 9 1/2 inches wide. The following designs are authorized, but both will not be used in the same band:

(a) The background of the tabard is silver gray with the institutional seal or device centered thereon No lettering appears on the tabard unless it is a part of the seal or device. Cord and acorns are red.

(b) The background of the tabard is the institution colors; two colors arranged so that the parting line is in the horizontal center; three colors are arranged so that the parting lines divide the tabard into thirds horizontally The seal or device is centered on the tabard regardless of the colors or the numbers of colors. Cord and acorns are the colors of the institution; two or more colors are intermixed.

(c) The tabard may be used on all occasions except in the field in time of war

(d) Tabards are procured locally

#### 7-11. State and territorial flags

a. Sets and size. A set of State and territorial flags contains a flag for each State, the District of Columbia, Commonwealth of Puerto Rico, Virgin Islands, Guam, American Samoa, and Northern

Marianas. All flags are comparable in size by area, to 3-foot hoist by 4-foot fly, or 4-foot 4-inch hoist by 5-foot 6-inch fly.

b. Authorization. One or more sets of State and territorial flags are authorized for—

- (1) Major Army commands.
- (2) US. Military Academy.
- (3) Port Commands.
- (4) Training centers and service schools.
- (5) Subordinate elements of MACOMs, when authorized by MACOM commanders.

c. Display.

(1) State and territorial flags may be displayed, when approved by commands, on special occasions and holidays Such displays must consist of all State and territorial flags. These flags are not authorized for display by individuals on military vehicles or in personal areas to include billets, bunkers, and tents. (No individual is prohibited from the private possession of a flag. However, its display is not authorized in any manner that can be interpreted as representing the United States, its military units, or individuals as members of the Army.)

(2) For display of State flags with the US. flag, see chapter 2.

d. Procurement. State and territorial flags will be obtained through local procurement. Overseas commands may order from the U.S Army Soldiers System Command, ATTN: AMSSC-I-SSA-SH, P.O. Box 60539, Philadelphia, PA 19145-0539.

#### 7-12. United Nations flag

a. The United Nations flag will be displayed at U.S. Armed Forces installations only when high dignitaries of the United Nations visit on official duty, on other special occasions honoring the United Nations, or when authorized by the President of the United States.

b. When displayed with the flag of the United States, both flags will be the same approximate size and flown on the same level, with the flag of the United States in the position of honor on the right (observer's left facing the flag). Only when displayed at the United Nations headquarters will the United Nations flag be in a position of superior prominence to the flag of the United States as prescribed by chapter 10, title 4, United States Code (4 USC chap 10).

c. The United Nations flag will be carried by troops on occasions when the United Nations or its high dignitaries are honored. When carried, the United Nations flag will be on the marching left.

d. One banner rayon United Nations flag, 3-foot hoist by 4-foot fly, is authorized for headquarters as follows:

- (1) Major Army commands.
- (2) Armies.
- (3) Corps
- (4) US. Military Academy.
- (5) U S. Army elements of joint headquarters.

#### 7-13. North Atlantic Treaty Organization (NATO) flag

The flag is approximate in size to the flag with which it is flown. Use and display of the NATO flag is the same as the United Nations flag described in paragraph 7-12b and c.

#### 7-14. Foreign national flags

a. Sets of flags referred to in this paragraph consist of flags of nations which are members of the United Nations, except those for which recognition by the U.S. Government is limited to United Nations functions, a flag of the United Nations, and a flag of the host country if not a member of the United Nations.

b. One set of foreign national flags of bunting cloth, including a United Nations flag, is authorized for the following:

- (1) Offices of heads of Service
- (2) Major Army Commands
- (3) Armies
- (4) Corps.
- (5) US. Military Academy.
- (6) Army schools attended by foreign officers.
- (7) Port Commands.
- (8) US. Army elements of joint commands.

(9) Overseas area commands where not otherwise provided for above.

c. In addition to the bunting flag set authorized above, one set of rayon flags of the same size and proportions as the bunting flags is authorized for the U.S. Army Military District of Washington.

d. Military Assistance Advisor Groups (MAAG), missions, and attaches are authorized one rayon banner cloth flag of the nation in which they are serving.

e. U.S. Military personnel may carry flags of foreign nations in official military ceremonies when an official of that nation is present in an official capacity and is one for whom honors would normally be rendered.

### 7-15. Non-heraldic items

The items below are non-heraldic items. Issue of these items is explained in CTA 50-970.

a. Danger flags and streamers. These indicate target ranges are in use. They signal danger as follows:

(1) Range flag, red The red range flag is scarlet bunting, 2-foot hoist and 3-foot fly, reinforced on one end with olive drab webbing one inch wide. The reinforced piece has a one inch D-ring sewn at each end.

(2) Range flag, white The white range flag is white cotton cloth with the same dimensions and construction as the danger flag prescribed in (1) above.

(3) Danger flag (vehicle) The danger flag for vehicles is scarlet cotton cloth 18 inches square, with halyard loop and two 12-inch double tapes to attach to staff.

(4) Ricochet flag The ricochet flag to warn of ricochet areas is white cotton cloth 2 feet square, with halyard loop and two 12-inch double tapes to attach to staff.

(5) Danger streamer The streamer is scarlet bunting with 18-foot fly. The halyard end is 5 feet 9 3/8 inches wide, bound with olive drab webbing. A one and one half inch D-ring with roller is sewn on each end. The lower edge of the streamer tapers for its full length to the fly end, which is 3 feet wide. Each streamer is provided with one halyard assembly of 30 feet of 7/32-inch linen sash cord and one No. 5 screw eye.

b. International code.

(1) Alphabetic flags The alphabetic flags (each flag signifying one letter of the alphabet) used for signaling purposes are of bunting in two sizes:

(a) Size No 6 - 2-foot 11-inch hoist by 2-foot 11 inch fly.

(b) Size No 8 - 21-inch hoist by 21-inch fly.

(2) Numeral flags The numeral pennants (each pennant signifying one numeral) used for signaling purposes are bunting in two sizes:

(a) Size No 6 - 2-foot 11-inch hoist by 2-foot 11 inch fly.

(b) Size No 8 - 21-inch hoist by 21-inch fly.

(3) Railroad Flags Railroad flags are bunting 15-inch hoist by 17-inch fly in blue, green, red, yellow, or white.

(4) Signaling flags (tank) Signaling flags (tank) are made of bunting 16-inch hoist by 18-inch fly in green, red, or yellow (components of flag set M-238).

(5) Convoy flags A marking flag designates the serial of a convoy. Convoy flags are 12-inch hoist by 18-inch fly, without fringe. The flag patterns are as follows:

(a) Serial commander's vehicle: a flag diagonally divided from the viewer's upper right to lower left, white and black with white uppermost (See fig 7-12.)

(b) Leading vehicle: a blue flag (See fig 7-13.)

(c) Rear vehicle: a green flag (See fig 7-13.)

(6) Airfield vehicle flags A distinctive marking flag for vehicles operating on airfields. Flags and markings for airfield vehicles are a minimum of 3-foot hoist by 3-foot fly without fringe. The flag background is at alternating orange and white checked pattern, each check 12 inches square. (See fig 7-14.)

(7) Marking pennant A pennant for marking the turning point or limitations of parade grounds, 10-inch hoist by 15-inch fly, of bunting material. The pennant is divided into four triangles, two blue

triangles to hoists, a red triangle in the fly tip, the three separated by a white reversed triangle. (See fig 7-15.)

(8) Flags for training aid maneuvers Cotton bunting, 2-foot hoist by 2-foot fly. Flags are in solid colors of black, green, orange, scarlet, ultramarine blue, white, and yellow.



Figure 7-1. Army Recruiting Advertising flag




Figure 7-2. United States Army Band flag

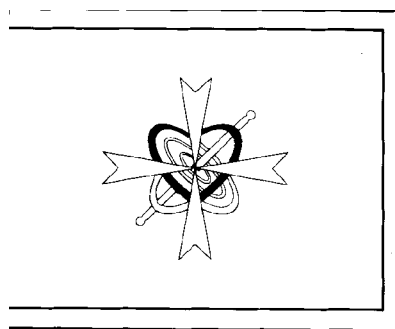


Figure 7-3. Army Community service flag




Figure 7-4. Military Chapel flag (Christian)

---




Figure 7-7. Military Chapel flag (Buddist)

---




Figure 7-5. Military Chapel flag (Jewish)

---




Figure 7-8. U.S. Army Corps of Engineers Division, District, Laboratories, and Offices flag

---




Figure 7-6. Military Chapel flag (Muslim)

---

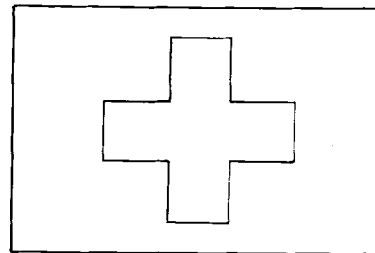


Figure 7-9. Convention of Geneva/Veterinary Unit flag

---




Figure 7-10. Vessel flag (Signal)

---




Figure 7-13. Convoy (Lead and Rear Vehicles) flag

---

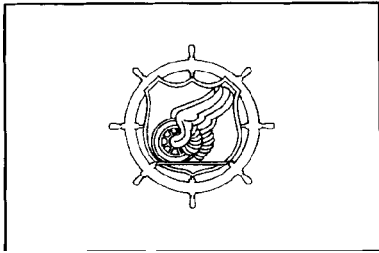


Figure 7-11. Vessel flag (Transportation)

---




Figure 7-14. Airfield Vehicle Flag

---

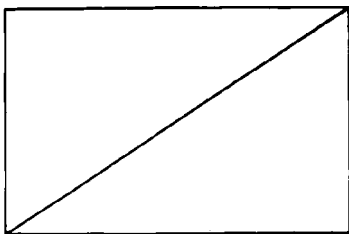


Figure 7-12. Convoy flag (Commander's)

---




Figure 7-15. Marking Pennant flag

---

## Chapter 8 Flagstaves and Flagstaff Heads (Finials)

### 8-1. Flagstaff

The flagstaff is the staff on which a color, distinguishing flag, or guidon is carried or displayed. Authorized flagstaff lengths for the following size flags are as follows:

a. Flagstaff of National flags are the same length as flagstaffs of accompanying flags in b, c, and d below.

b. Flagstaffs for President of the United States flag is 10 feet 3 inches and 7 feet 9 inches.

c. Flagstaffs for positional colors, distinguishing flags, and organizational colors are 9 feet 6 inches or eight feet. The flagstaff for all flags in a display will be the same length.

d. Flagstaffs for general officers flags are 8 feet.

e. Flagstaffs for guidons are 8 feet.

f. Flagstaffs for markers and marking pennants are 7 feet.

g. Flagstaffs for automobile flags are of sufficient height that when mounted the lower edge of the flag will fly about one inch higher than the crest of the automobile's hood. Flagstaffs normally are mounted on the inside of the right bumper support. When this is not possible, the nearest location that does not interfere with the right headlight beam is used. These flagstaffs are not stocked by the Army and are to be improvised locally.

### 8-2. Flagstaff head (finial)

The flagstaff head (finial) is the decorative ornament at the top of a flagstaff. This does not restrict the display of a State flag from a staff bearing a State device when National and other State flags are displayed from adjacent flagstaffs; however, the Army does not provide such devices. Only the following finials are authorized on the flag used by Army organizations:

- (1) Eagle (Presidential flagstaffs). (See fig 8-1.)
- (2) Spearhead (The spearhead is the only device used with Army flags). (See fig 8-2.)
- (3) Acorn (Markers and marking pennants flagstaffs.) (See fig 8-3.)
- (4) Ball (Outdoor wall mounted for advertising or recruiting.) (See fig 8-4.)

### 8-3. Installation flagpoles

The decorative ornament to be displayed at the top of an installation flagpole is the ball.




Figure 8-1. Finial (Eagle)

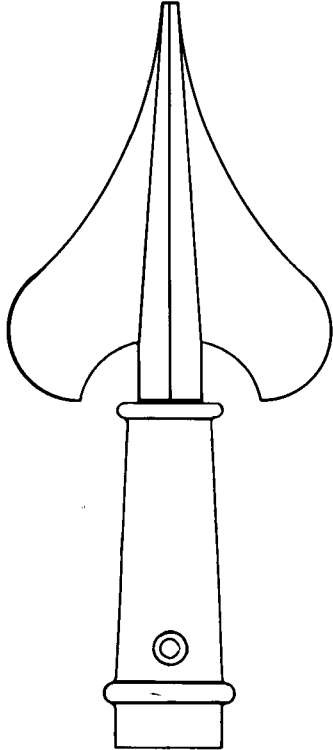


Figure 8-2. Finial (Spearhead)

---

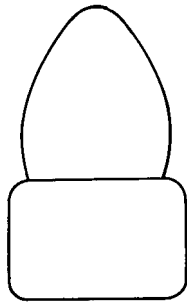


Figure 8-3. Finial (Acorn)

---

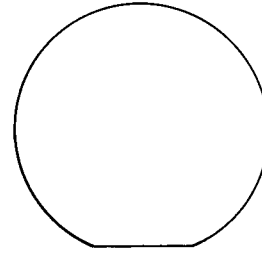


Figure 8-4. Finial (Ball)

---

## Chapter 9 Streamers and Silver Bands

### 9-1. Authorization

a. The following streamers, silver bands and war service silver bands are authorized:

- (1) U.S. and foreign decoration streamers.
- (2) Infantry and medical streamers.
- (3) Campaign streamers.
- (4) Campaign silver bands.
- (5) War service streamers.
- (6) ROTC affiliation streamers.

b. Streamers are awarded in recognition of a display of heroism or meritorious service that is the result of a group effort or to indicate campaign/war service. (See AR 600-8-22 and AR 870-5.)

c. A silver band is awarded for active Federal (or Confederate) military service in recognition of campaign participation by company size units. (See AR 600-8-22 and AR 870-5.)

d. A war service silver band is awarded for active Federal military service to a unit authorized a guidon to recognize war service credit only when the unit is not authorized a silver band for a named campaign for service in the same theater or area of operations during the same war or conflict. (See AR 600-8-2.)

### 9-2. Restrictions

a. A unit that is not authorized a distinguishing flag, organizational color, or guidon will not be awarded a streamer or silver band even though the unit meets all the requirements in AR 600-8-22.

b. Only streamers and silver bands authorized by AR 600-8-22 or by special DA authorization will be attached to the staff of a distinguishing flag, organizational color, or guidon.

c. A silver band is not authorized if the unit is an organic element of a separate battalion, brigade, regiment, or larger unit that is authorized a streamer for the same campaign.

### 9-3. Supply

a. Unit decoration streamers, campaign streamers, campaign silver bands, war service streamers, and foreign awards, including fourrageres or lanyards, require verification of entitlement prior to requisitioning. Verification may be obtained by a written request for a Lineage and Honors Certificate, statement of service, or verification of entitlement from the Commander, U.S. Army Center of Military History, ATTN: DAMH-MD-HSO, Ft. McNair, WASH, DC 20319-5058.

b. Requisitions will be submitted to U.S. Army Soldiers System Command, ATTN: AMSSC-I-SSA-SH, P.O. Box 60539, Philadelphia, PA 19145-0539, for approval and supply. The requisition should be accompanied by a copy of the Lineage and Honors Certificate or statement of service and should include the specific designation of the requiring unit and appropriate inscriptions (for example, name of campaign, war, country). Requisitions for the streamer set

for display on the Army flag will indicate the unit authorized an Army flag and annotate "for display on the Army flag."

#### 9-4. Display

a. A TOE unit authorized a distinguishing flag or organizational color will indicate each decoration, campaign, participation credit, or war service credit by display of a streamer, and on ceremonial occasions a display of a fourragere or lanyard, if authorized, on the flagstaff.

b. A TOE unit authorized a guidon will display each unit decoration by a streamer and on ceremonial occasions a fourragere or lanyard on the guidon staff. Each campaign, participation credit will be indicated by a silver band on the guidon staff.

c. A TDA unit is not normally authorized to display either streamer or silver band. TDA units may, however, be authorized to display unit awards authorized by the U.S. Army Center of Military History.

d. Streamers are attached to a streamer set attachment and placed immediately below the spearhead as a component part of organizational colors, distinguishing flags and the Army flag. Streamers on guidons are placed immediately below the spearhead. Silver bands are placed on the staff below the guidon, 1/4 inch apart, and secured in place by a metal brad or screw. (See figs 9-1 and 9-2.)

e. A complete set of campaign streamers is displayed on the Army Ceremonial flag. This set represents all campaigns which Army units participated in as a unit. (See table 4-1.)

#### 9-5. Arrowhead device

a. *Streamer.* A bronze arrowhead, 1 1/4 inches high and 5/8 inches wide, commemorating an assault operation is centered on the streamer 3/4 inch from the first letter of the inscription. (See AR 600-8-22 for requirements.) (See fig 9-3.)

b. *Silver Band.* The arrowhead is engraved 1/4 inch high and 1/8 inch wide, on the silver band.

#### 9-6. Earned honor device

The earned honor device perpetuates regimental honors within the Combat Arms and the United States Army Regimental System. It allows each color-bearing element of the regiment to identify its own contributions to regimental history and tradition. The earned honor device is placed on the streamer of the earning unit. The earned honor device is a wreath 1 1/8 inches in diameter, in the same color as the streamer inscription. The device is centered on the streamer so that its outer edge is two inches from the V of the swallow-tail. (See fig 9-4.)

#### 9-7. Description

a. Streamers are authorized in three sizes as follows:

1. Two and three-fourths inch hoist by four-foot fly, for display with the U.S. Army Ceremonial flag and with the organizational color of the 1st Battalion, 3d Infantry

2. Two and three-fourths inch hoist by a three-foot fly for display with distinguishing flags and organizational colors. This size is also displayed on the Army Display flag.

3. One and three-eighths inch hoist by a two-foot fly for display of unit decorations or awards on guidons

b. Letters and numerals required for inscriptions on streamers for display with flags are 1 1/4 inches high. For guidons, letters and numerals are 5/8 inch high.

#### 9-8. United States Unit decoration streamers

a. Streamers will be the same colors as the corresponding unit decoration ribbon. The appropriate inscription, as determined by the U.S. Army Center of Military History will be embroidered on the streamer. A separate streamer will be furnished for each award.

b. The following dimensions of stripes are for streamers displayed with flags and organizational colors. For streamers displayed with guidons, the dimensions of stripes are one-half those listed for flags.

(1) *Presidential unit citation streamer (Army).* A blue streamer with the name of the inscription in white. (See fig 9-5.)

(2) *Presidential unit streamer (Navy).* A streamer consisting of an 11/16 inch blue stripe, a 1 3/8 inch gold stripe and an 11/16 inch scarlet stripe. The name of the inscription will be in white. (See fig 9-6.)

(3) *Valorous unit commendation streamer.* A streamer with nine stripes taken from the center design of the Valorous unit award as follows: 3/16 inch blue, 3/32 inch white, 7/16 inch blue, 7/16 white, 7/16 inch red, 7/16 inch white, 7/16 inch blue, 3/32 inch white, and 3/16 inch blue. The inscription will be in yellow. (See fig 9-7.)

(4) *Joint meritorious unit commendation streamer.* A streamer with nine stripes as follows: 3/8 inch bluebird, 1/4 inch yellow, 3/8 inch bluebird, 1/4 inch white, 1/4 inch crimson, 1/4 inch white, 3/8 inch bluebird, 1/4 inch yellow, and 3/8 inch bluebird. The inscription will be in yellow. (See fig 9-8.)

(5) *Meritorious unit commendation streamer (Army).* A scarlet streamer with the inscription embroidered in white. When two or more awards of the Meritorious Unit Commendation will have the same inscription, service dates of the awards may be added to distinguish between the commendations. (See fig 9-9.)

(6) *Navy unit commendation streamer.* A streamer with the following stripes: 1/4 inch blue, 1/4 inch yellow, 1/4 red, 1 1/4 inch green, 1/4 inch red, 1/4 inch yellow, and 1/4 inch blue. The inscription will be in white. (See fig 9-10.)

(7) *Air Force outstanding unit streamer.* A streamer with the following stripes: 1/4 inch red, 1/8 inch white, 3/4 inch dark blue, 1/8 inch white, 1/4 inch red. The inscription will be in white. (See fig 9-11.)

(8) *Army superior unit streamer.* A streamer with the following stripes: 1 1/16 inch scarlet, 1/16 inch yellow, 1/2 inch green, 1/16 inch yellow, and 1 1/16 inch scarlet. The inscription will be in white. (See fig 9-12.)

#### 9-9. Foreign decoration streamers

a. The streamer will be in the same colors as the ribbon of the decoration. The appropriate inscription, as determined by the U.S. Army Center of Military History, will be embroidered on the streamer. A separate streamer will be furnished for each award.

b. The following stripes dimensions are for streamers displayed with distinguishing flags and organizational colors. The dimensions of stripes for streamers displayed on guidons will be one-half those listed for flags.

(1) *French Croix de Guerre World War I.* A streamer with stripes of 1/8 inch red, 5/16 inch green, 1/8 inch red, 5/16 inch green, 1/8 inch red, 5/16 inch green, 1/8 inch red, 5/16 inch green, 1/8 inch red, 5/16 inch green, 1/8 inch red, 5/16 inch green, 1/8 inch red. The star or palm is centered on the streamer between the hoist end and the first letter of the inscription. (See fig 9-13.)

(2) *French Croix de Guerre World War II (Inscription is golden yellow.)* A streamer with stripes of 11/16 inch red, 1/4 inch green, 1/8 inch red, 1/4 inch green, 1/8 inch red, 1/4 inch green, 1/8 inch red, 1/4 inch green, and 11/16 inch red. The star or palm is centered on the streamer between the hoist end and the first letter of the inscription. (See fig 9-14.)

(3) *Belgian Croix de Guerre (Inscription is white.)* A streamer with stripes of 3/16 inch pimento, 1/16 inch green, 3/16 inch pimento, 1/16 inch green, 3/16 inch pimento, 1/16 inch green, 1 1/4 inch pimento, 1/16 inch green, 3/16 inch pimento, 1/16 inch green, 3/16 inch pimento, 1/16 inch green, and 3/16 inch pimento. The palm is centered between the hoist end and the first letter of the inscription. (See fig 9-16.)

(4) *Luxembourg Croix de Guerre (Inscription is white.)* A streamer with stripes of 7/32 inch yellow, 1/2 inch blue, 3/16 inch yellow, 3/8 inch blue, 3/16 inch yellow, 3/8 inch blue, 3/16 inch yellow, 1/2 inch blue, and 7/32 inch yellow. (See fig 9-17.)

(5) *Philippine Presidential Unit Citation (Inscription is golden yellow.)* A streamer with stripes of 15/16 inch blue, 7/8 inch white, and 15/16 inch blue. (See fig 9-18.)

(6) *Croce al Merito di Guerra (Italy) (Inscription is golden yellow.)* A streamer with stripes of 5/8 inch blue, 7/16 inch white, 3/8 inch blue, 7/16 inch white, and 5/8 inch blue. (See fig 9-19.)

(7) *Military Order of William (Netherlands) (Inscription is dark*

blue.) A streamer with stripes of 13/32 inch yellow, 11/32 inch blue, 1 1/4 inches yellow, 11/32 inch blue, and 13/32 inch yellow. (See fig 9-20.)

(8) *Ordem da Torre e Espada (Portugal)(Order of the Tower and Sword) (Inscription is golden yellow.)* Streamer is oriental blue. (See fig 9-21.)

(9) *Republic of Korea Presidential Unit Citation (Inscription is dark blue.)* A streamer with stripes of 13/32 inch green, 1/32 inch white, 1/32 inch red, 1/32 inch white, 1/32 inch red, 1/32 inch white, 1/32 inch green, 1 9/16 inch white, 1/32 inch green, 1/32 inch white, 1/32 inch red, 1/32 inch white, 1/32 inch red, 1/32 inch white, and 13/32 inch green. Centered 5 inches from the hoist is the Korean Taeguk in red and blue with red uppermost, 2 inches in diameter. (See fig 9-22.)

(10) *Chryssoun Aristion Andrias (Bravery Gold Medal of Greece) (Inscription is golden yellow.)* A streamer with stripes of 21/32 inch Brittany blue, 7/16 inch white, 9/16 inch Brittany blue, 7/16 inch white, and 21/32 inch Brittany blue. (See fig 9-23.)

(11) *Republic of Vietnam Cross of Gallantry (Inscription is white.)* A streamer with stripes of 3/4 inch red, 1 1/4 inches yellow, and 3/4 inch red. Eight pairs of thin red lines are on the yellow stripes. The palm is centered between the hoist end of the streamer and the first letter of the inscription. (See fig 9-24.)

(12) A streamer with stripes of 5/32 inch green, 3/8 inch pimento, 3/4 inch green, 1/32 inch pimento 1/8 inch green, 1/32 inch pimento, 3/4 inch green, 3/8 inch pimento and 5/32 inch green. The palm is centered between the hoist end and the first letter of the inscription. (See fig 9-25.)

## 9-10. Infantry and medical streamers

Combat infantry, expert infantry, combat medical, and expert medical streamers are awarded to a unit when the requirements in AR 600-8-22 have been met. Stripe dimensions in the following descriptions are for streamers displayed with flags. For streamers displayed with guidons, the stripe dimensions are one-half those given for flags.

### a. Combat infantry

(1) *First award.* A white streamer with "Combat Infantry Brigade," "Combat Infantry Battalion," "Combat Infantry Company," or "Combat Infantry Platoon" embroidered in blue. (See fig 9-26.)

(2) *Additional awards.* A blue star, 1 1/2 inches in diameter, is embroidered on the combat infantry streamer. The first star is placed 1 1/2 inches after the last letter on the streamer and each additional star is placed so that the stars are spaced 1 inch apart. (See fig 9-27.)

### b. Expert infantry

c. *Combat medical streamer.* A maroon streamer with a white stripe on each edge 1/16 inch wide, with "Combat Medical Brigade," "Combat Medical Battalion," or "Combat Medical Company" embroidered in white. (See fig 9-29.)

d. *Expert medical streamer.* A maroon streamer with a white stripe on each edge 1/16 inch wide with "Expert Medical Brigade," "Expert Medical Battalion," or "Expert Medical Company" embroidered in white. (See fig 9-30.)

## 9-11. Campaign streamers

Streamers for various wars and yarn colors for embroidery of inscriptions are as described below. Inscriptions, arrowheads, earned honor devices are prescribed in AR 600-8-22. (See table 4-1 for list of campaign streamers.)

a. *Revolutionary War.* A scarlet streamer with a 1/2 inch center white stripe. The inscription is golden yellow. (See fig 9-31.)

b. *War of 1812.* A scarlet streamer with two 3/8 inch white stripes 1/2 inch apart. The inscription is golden yellow. (See fig 9-32.)

c. *Mexican War.* A green streamer with 1/2 inch center white stripe. The inscription is golden yellow. (See fig 9-33.)

d. *Civil War (Federal Service).* A streamer divided horizontally with blue above gray. The inscription is golden yellow. (See fig 9-34.)

e. *Civil War (Confederate Service).* Campaign streamers and war service streamers will be awarded for active Confederate military service as an exception to the requirement of "active Federal military service." The streamer is divided horizontally gray above blue. The inscription is golden yellow. (See fig 9-35.)

f. *Indian Wars.* A streamer with stripes of 1/2 inch scarlet, 3/4 inch black, 1 inch scarlet, 3/8 inch black, and 1/2 inch scarlet. The inscription is golden yellow. (See fig 9-36.)

g. *War with Spain.* A streamer with stripes of 1/4 inch yellow, 3/4 inch blue, 3/4 inch yellow, 3/4 inch blue, and 1/4 inch yellow. The inscription is scarlet. (See fig 9-37.)

h. *China Relief Expedition.* A yellow streamer with a 1/8 inch blue border at the top and bottom. The inscription is blue. (See fig 9-38.)

i. *Philippine Insurrection.* A streamer with stripes of 1/8 inch blue, 5/8 inch red, 1 1/4 inches blue, 5/8 inch red, and 1/8 inch blue. The inscription is golden yellow. (See fig 9-39.)

j. *Mexican Expedition.* A streamer with stripes of 1/4 inch green, 3/4 inch yellow, 3/4 inch blue, 3/4 inch yellow, and 1/4 inch green. The inscription is white. (See fig 9-40.)

k. *World War I.* A streamer with two rainbow (blend colors from top to center and from bottom to center) divided by a red center stripe. The inscription is white. (See fig 9-41.)

l. *World War II American Theater.* A streamer with stripes of 3/8 inch blue, 1/8 inch white, 1/8 inch black, 1/8 inch red, 1/8 inch white, 3/8 inch blue, 1/4 inch triparted blue, white, and red, 3/8 inch blue, 1/8 inch white, 1/8 inch red, 1/8 inch black, 1/8 inch white, and 3/8 inch blue. The inscription is golden yellow. (See fig 9-42.)

m. *World War II Asiatic-Pacific Theater.* A streamer with stripes of 3/8 inch yellow, 1/8 inch white, 1/8 inch red, 1/8 inch white, 1/2 inch yellow, 1/4 inch triparted blue, white, and red, 1/2 inch yellow, 1/8 inch white, 1/8 inch red, 1/8 inch white, and 3/8 inch yellow. The arrowhead is used when authorized. The inscription is blue. (See fig 9-43.)

n. *World War II European-African-Middle Eastern Theater.* A streamer with stripes of 3/8 inch brown, 1/8 inch green, 1/8 inch white, 1/8 inch red, 1/2 inch green, 1/4 inch triparted blue, white, and red, 1/2 inch green, 1/8 inch white, 1/8 inch black, 1/8 inch white, and 3/8 inch brown. The arrowhead is used when authorized. The inscription is golden yellow. (See fig 9-44.)

o. *Korean War.* A light blue streamer edged top and bottom with a 1/16 inch white border and with a 1/4 inch white center stripe. The arrowhead is used when authorized. The inscription is golden yellow. (See fig 9-45.)

p. *Vietnam Service.* A streamer with the pattern of the Vietnam Service Medal ribbon with stripes of 1/4 inch green, 5/8 inch yellow, 1/8 inch red, 5/16 inch yellow, 1/8 inch red, 5/16 inch yellow, 1/8 inch red, 5/8 inch yellow, and 1/4 inch green. The inscription is white. (See fig 9-46.)

q. *Armed Forces Expeditions.* A streamer with the pattern of the Armed Forces Expeditionary Medal ribbon with stripes of 3/16 inch green, 3/16 inch yellow, 3/16 inch brown, 3/16 inch black, 7/16 inch blue, 1/8 inch ultramarine blue, 1/8 inch white, 1/8 inch scarlet, 7/16 inch blue, 3/16 inch black, 3/16 inch brown, 3/16 inch yellow, 3/16 inch green. The inscription is white. The Armed Forces Expeditionary streamer is used to reflect campaign credit participation in the Dominican Republic, Grenada and Panama. (See fig 9-47.)

r. *Southwest Asia.* A streamer with the pattern of the Southwest Asia Service Medal ribbon with stripes of 1/8 inch black, 1/4 inch chamois, 1/8 inch blue, 1/8 inch white, 1/8 inch red, 3/8 inch chamois, 3/16 inch green, 1/8 inch black, 3/8 inch chamois, 1/8 inch red, 1/8 inch white, 1/8 inch blue, 1/4 inch chamois, and 1/8 inch black. The inscription is white. (See fig 9-48)

## 9-12. War service streamers

A war service streamer is awarded to a flag-bearing organization for service in a theater or area of operations during a war or conflict when the organization is not entitled to campaign credit. The war service streamer is identical to the applicable campaign streamer, but without inscription. (See fig 9-49.)



---

### 9-13. Streamers for Army Rifle and Pistol Teams

Streamers are of the same material as the guidons and are authorized in the following colors: blue, gray, green, gold, silver, maroon, purple, brown, and orange.

### 9-14. Streamers for ROTC affiliation

ROTC unit affiliated to Signal, Ordnance, or Engineer branches may display a branch color streamer on the school flag when approved by the proponent of the branch of the Active Army. Inscription will be "(Branch)-ROTC AFFILIATION" in white. (See fig 9-50.)

### 9-15. War service and campaign silver band

A silver band 3/4 inch wide engraved with the name of the war or campaign and the same inscription authorized for the corresponding streamer in letters 1/4 inch high.

### 9-16. Dispositon

*a. Active TOE units.* Unserviceable streamers and silver bands will be numbered and retained in a repository in the organization to which it belongs as long as the organization remains in an active status.

*b. Active TOE units that have been redesignated.* The unserviceable streamers and silver bands of active TOA units that have been redesignated but not inactivated must be retained by the organization or the lineal descendant of the unit as mementos of service for as long as the unit remains in active status.

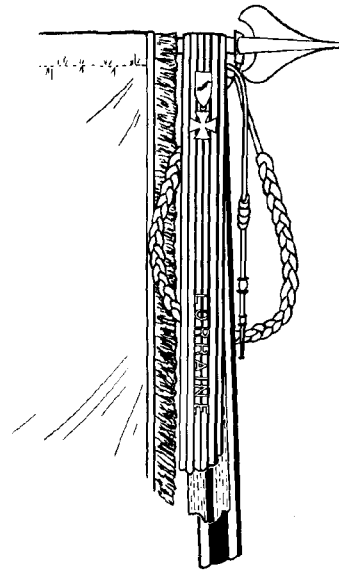


Figure 9-1. Display of streamers

---

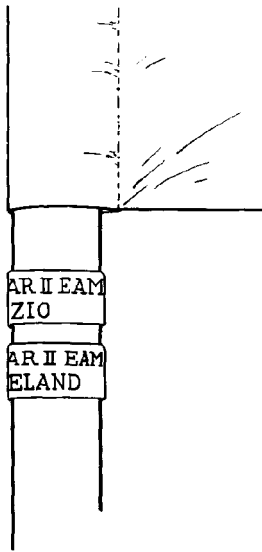


Figure 9-2. Display of silver bands

---

---



Figure 9-3. Arrowhead

---




Figure 9-4. Earned honor device

---

---




Figure 9-5. Presidential unit citation (Army)

---



Figure 9-6. Presidential unit citation (Navy)

---



Figure 9-7. Valorous unit commendation

---



Figure 9-8. Joint meritorious unit commendation

---



Figure 9-9. Army meritorious unit commendation

---



Figure 9-10. Navy unit commendation

---




Figure 9-11. Air Force outstanding unit




Figure 9-12. Army superior unit



Figure 9-13. French Croix de Guerre, World War I



Figure 9-14. French Croix de Guerre World War II



Figure 9-15. French Medaille Militaire



Figure 9-16. Belgian Croix de Guerre

---



Figure 9-17. Luxembourg Croix de Guerre

---

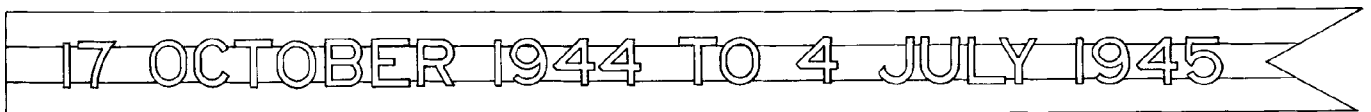


Figure 9-18. Philippine Presidential unit citation

---

Figure 9-19. Croce al Merito di Guerra (Italy)

---




Figure 9-20. Military Order of William (Netherlands)

---



Figure 9-21. Ordem da Torre and Espada (Portugal) (Order of the Tower and Sword)



Figure 9-22. Republic of Korea Presidential unit citation



Figure 9-23. Chryssoun Aristion Andrias (Bravery Gold Medal of Greece)



Figure 9-24. Republic of Vietnam Gallantry Cross




Figure 9-25. Republic of Vietnam Civil Actions

---

---

COMBAT INFANTRY BRIGADE



Figure 9-26. Combat Infantry (first award)

---

---

COMBAT INFANTRY BRIGADE ★



Figure 9-27. Combat Infantry (additional awards)

---

---

EXPERT INFANTRY BATTALION



Figure 9-28. Expert Infantry

---

---

COMBAT MEDICAL BRIGADE



Figure 9-29. Combat medical

---

---

EXPERT MEDICAL BATTALION



Figure 9-30. Expert medical

---

---



Figure 9-31. Revolutionary War

---

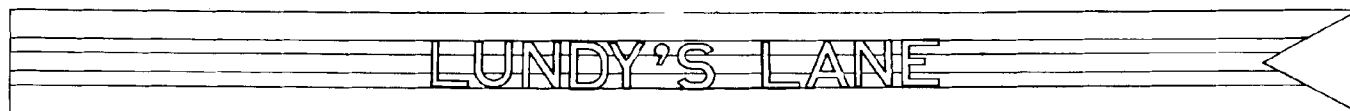


Figure 9-32. War of 1812

---



Figure 9-33. Mexican War

---

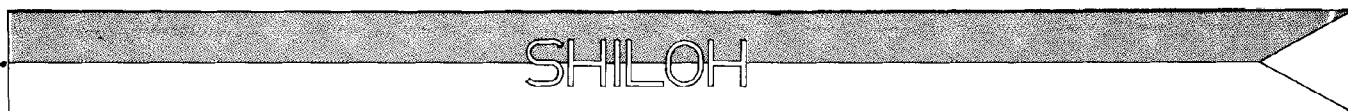


Figure 9-34. Civil War (Federal Service)

---



Figure 9-35. Civil War (Confederate Service)

---



---

---



CREEKS

Figure 9-36. Indian Wars

---

---



PEKING

Figure 9-37. War with Spain

---

---



PEKING

Figure 9-38. China Relief Expedition

---

---




MANILA

Figure 9-39. Philippine Insurrection

---

---



MEXICO 1916-1917

Figure 9-40. Mexican Expedition

---

---



Figure 9-41. World War I



Figure 9-42. world War II American Theater



Figure 9-43. World War II Asiatic Pacific Theater



Figure 9-44. World War II European-African-Middle Eastern Theater



Figure 9-45. Korean War



Figure 9-46. Vietnam Campaign



Figure 9-47. Grenada Campaign



Figure 9-48. Southwest Asia Streamer




Figure 9-49. War Service Streamer



Figure 9-50. ROTC Affiliation

## Chapter 10 Supply, Maintenance, Disposition, and Replacement

### 10-1. Supply

*a. General* All flags, guidons, and accessories in this regulation will be furnished by the U.S Army Soldiers System Command, ATTN: AMSSC-I-SSA-SH, P.O. Box 60539, Philadelphia, PA 19145-0539, unless otherwise indicated. Requisitioning procedures and other supply guidance may be obtained from the U.S.Army

Soldiers System Command, Philadelphia. All items will be manufactured in accordance with official drawings and specifications furnished by the Director, The Institute of Heraldry. The U.S. Army Soldier Systems Command is authorized to cancel requisitions for any item not covered by this regulation or authorized by the Institute of Heraldry.

*b. Requisitions.* Requisitions with citation of appropriate fund code should be submitted according to procedures in AR 725-50.

*c. Controlled items.*

(1) Colors for certain civilian and military personnel, general

officer items, organizational colors, distinguishing flags, ROTC institutional colors, guidons, streamers, war service silver bands and campaign silver bands are controlled items in Federal Supply Category (FSC) 8345. A separate requisition for each of these items is required. The requisitions should be submitted off line (by mail or fax) to Routing Identifier Code AP5, U.S. Army Soldiers System Command, ATTN: AMSSC-I-SSA-SH, P.O. Box 60539, Philadelphia, PA 19145-0539.

(2) Flags and automobile plates for general officers will be furnished by the ARSO as prescribed in AR 725-1. (Automobile flags are issued only upon specific request by the general officer).

(3) To expedite supply, the following information must be shown on requisitions for controlled items:

(a) The official designation of the requiring unit.

(b) The correct inscription for streamers and campaign silver bands as determined by the U.S. Army Center of Military History. The accessories, if applicable and required, such as a flagstaff, streamer set attachments, or streamers should be requisitioned at the same time. A copy of the Lineage and Honors Certificate or other verification of entitlement provided by the Center of Military History will accompany the requisition.

d. *Uncontrolled items.* Requisitions for uncontrolled items in FSC 8345 will be submitted through regular supply channels to Routing Identifier Code S9T, Commander Defense Support Center, Philadelphia, ATTN: DSCP-FNSC, 2800 South 20th St., Philadelphia, PA 19145-5099. A citation of funds is necessary to requisition these items.

### 10-2. Standby items for visiting dignitaries

a. The following items shown in table 10-1 are authorized for each MACOM (AR 10-5) and each continental U.S. Army command at standby to be used for visiting dignitaries.

b. Commands authorized standby stockage may lend items as required to subordinate installations or activities not authorized these items.

c. Standby items other than those specified above are authorized only by specific approval of The Institute of Heraldry.

d. Existing government stocks of automobile flags for positions or individuals not listed above will be used until stocks are depleted.

### 10-3. Care of flags

a. *General.* All flags and colors manufactured of rayon banner cloth will be rolled carefully on a cardboard tube and wrapped with tissue paper. Under no circumstances will these flags and colors be folded or jammed into a tube. Flags, colors, guidons, and streamers will never be rolled on the staff while wet or damp but will be hung flat until dry. When flags are not in use, they will be cased. Cases made of duck cloth, in accordance with the latest revision of specification MIL-C-3680 are as follows:

(1) Type I —President of the United States flag.

(2) Type II —Individual and organizational color 4-foot 4-inch hoist by 5-foot 6-inch fly.

(3) Type III —Individual and organizational colors 3-foot hoist by 4-foot fly.

(4) Type IV —Automobile flags.

(5) Type V —Guidons.

(6) Type VI —United States Army flags.

b. *Shipment.* To ensure safe delivery in shipping rayon banner cloth flags or colors, they must be rolled on a cardboard tube, covered carefully with tissue paper, heavily wrapped and tied, and marked legibly.

c. *Preservation.* Flags, especially those manufactured of rayon banner cloth, are expensive items of equipment. To obtain maximum service, particular attention will be given to their preservation. Rayon banner cloth flags will not be displayed outdoors except during ceremonies. They will be thoroughly protected from moisture and dust, which cause brittleness or rot. There are not prescribed methods to prepare, treat, mount, or display flags retained for historic purposes.

d. *Cleanings.* Serviceable flags that have become soiled or water

stained may be cleaned in the manner best suited for the flag material. Water-stained rayon banner cloth will first be dry cleaned. If spots remain, flag may be laundered in warm water with a mild detergent. When completely dry, it should be pressed on a standard steam press. Indoor flags should be handled individually and in a dignified manner. They should not be mingled with other articles being cleaned or laundered. Flags are not to be returned for cleaning to the ARSO.

### 10-4. Replacement

a. The flags now in the possession of organizations will be used until no longer serviceable. When replacement is made, the size and design of the replacement will be as prescribed in this regulation.

b. When rayon U.S. national flags, U.S. Army flags, Army field flags, organizational colors, distinguishing flags, guidons, and streamers of active units become unserviceable, they are not to be returned to ARSO for repair. The items must be certified unserviceable by the commander, head of office, or designated official. Requisitions for replacement items will bear the certifier's certificate stating "items previously issued were found unfit for service by the organization to which they belong," and "replacement is required due to fair wear and tear." The remarks block of DD Form 1348-6 (Manual MILSTRIP Requisition) must show the official designation of the organization and headquarters or office requesting the item. Funded requisitions are required for the U.S. national flag, the U.S. Army flag, and the Army field flag.

### 10-5. Disposition of flags and guidons

a. *Demobilized organizations.*

(1) The Secretary of the Army has the authority to dispose of colors, standards, and guidons of demobilized Army organizations as follows:

(a) Those brought into federal service by the Army National Guard of a State will be returned to that State upon request of its Governor.

(b) Those that cannot be returned under (a) above may, upon request of its Governor, be sent to the State that, as determined by the Secretary of the Army, furnished the majority of members of the organization when it was formed.

(c) Those that cannot be returned or sent under (a) and (b) above will be delivered to ARSO for such national use as the Secretary of the Army may direct.

(2) Title to colors, standards, and guidons of demobilized organizations of the Army remains with the U.S. Government.

(3) No color, standard, or guidon may be disposed of under this section unless provisions that are satisfactory to the Secretary of the Army have been made of its preservation and care (10 USC 4565).

b. *Flags captured in war.* Statutory authority of disposition of flags captured in war is as follows:

(1) "The Congress shall have Power to...make Rules concerning Captures on Land and Water." (Article 1, sec 8, clause 11, U.S. Constitution.)

(2) All flags, standards, and colors taken by the Army from enemies of the United States will be sent to the Secretary of the Army, ATTN: The Administrative Assistant to the Secretary WASH, DC 20310. (10 USC 4714).

### 10-6. Exhibit of historic flags

a. The policy and procedures in this regulation will govern the exhibit of historic colors, distinguishing flags, guidons, and such streamers and silver bands as are integral parts of organizations on the inactive list of the Army (See AR 735-5 for instructions pertaining to accountability and responsibility and AR 37-7 for transportation costs).

b. Commanders are encouraged to retain organizational flags of units in process of inactivation and/or to withdraw flags from historical storage at the Center of Military History. Public exhibit of such flags will stimulate and perpetuate unit and public interest in the history and traditions of the Army. Requests for above items for the purpose of exhibit will be addressed to the Office of the Center of

Military History, ATTN: Museum Division. Each request will contain a detailed statement including, but not limited to, the following:

- (1) List of items desired.
- (2) Positive identification of each item by the organization to which each belongs.
- (3) Anticipated advantages to be gained by setting up the exhibit.
- (4) Historical association or relationship of the items to the installation where the exhibit is proposed.
- (5) Exact proposed location of the exhibit and justification for choice of this location.
- (6) Personnel and facilities available for safeguarding and preserving items to ensure their readiness for return to organization or to their historical lineal descendants, upon receipt of instructions from the Office of the Center of Military History.

c. Except for National Guard organization items, the Office of the Center of Military History may disapprove any request for items for exhibit if review of the statements outlined above indicates that use of the items in the described exhibit will not be in the best interest of the organizations concerned and/or the conditions under which the items to be exhibited do not provide adequate protection.

d. Requests for items identified with National Guard organizations will be submitted by the Office of the Center of Military History through the Chief, National Guard Bureau, to the Secretary of the Army recommending action to be taken.

e. Items will be tagged with the organization's designation so that positive identification of each item can be made.

f. The Office of the Center of Military History will be responsible for establishing and maintaining a locator system to ensure that centrally located current information is available to supply managers.

g. No item authorized for exhibit will be moved from the location originally approved without prior approval of the Office of the Center of Military History

h. Inactive descendants whose flags have been authorized for exhibit at installations are entitled to have these items returned to their custody if they are subsequently reactivated. In this event, the Office of the Center of Military History will furnish detailed shipping instructions to the commanders of installations where required items are exhibited. Flags will be prepared for shipment in accordance with paragraph 10-3b. All heraldic flags contained in this regulation are nonexpendable.

**Table 10-1**  
**Command authorization for flags and plates—Continued**

Item	Authorized for MACOMs	MDW
Brigadier General		4

**Table 10-1**  
**Command authorization for flags and plates**

Item	Authorized for MACOMs	MDW
Positional colors		
Secretary of the Army		1
Under Secretary of the Army		1
Chairman, Joint Chiefs of Staff		1
Vice Chairman, Joint Chiefs of Staff		1
Chief of Staff, U.S. Army		1
Vice Chief of Staff, U.S. Army		1
Individual flags		
General	1	1
Lieutenant General	1	1
Major General	1	1
Brigadier General	1	1
Automobile flags		
Secretary of Defense		1
Automobile plates		
Secretary of Defense		1
Secretary of the Army		1
Under Secretary of the Army		1
Chairman, Joint Chiefs of Staff		1
Vice Chairman, Joint Chiefs of Staff		1
Chief of Staff, U.S. Army		1
Vice Chief of Staff, U.S. Army		1
General		2
Lieutenant General		2
Major General		4

## **Appendix A References**

### **Section I**

#### **AR 220-5**

Designation, Classification and Change in Status of Units (Cited in para 5-5, and

#### **AR 600-25**

Salutes, Honors, and Visits of Courtesy. (Cited in paras 2-4g and 2-6c.)

#### **AR 600-8-22**

Military Awards. (Cited in paras 4-1d, 5-5, 6-6 and 9-1.)

#### **AR 670-1**

Wear and Appearance of Army Uniform and Insignia. (Cited in para 5-1a. )

### **Section II**

A related publication is merely a source of additional information. The user does not have to read it to understand this regulation.

#### **AR 1-100**

Gifts and Donations.

#### **AR 10-5**

Department of the Army Organization.

#### **AR 37-7**

Funding for First and Second Destination Transportation under the Appropriation

#### **AR 360-61**

Community Relations.

#### **AR 608-15**

The Army Savings Program (Minuteman Flag).

#### **AR 725-1**

Special Authorization and Procedures for Issue.

#### **AR 725-50**

Requisitioning, Receipt, and Issue System.

#### **AR 735-5**

Basic Policies and Procedures for Property Accountability.

#### **AR 870-5**

Military History: Responsibilities, Policies, and Procedures.

#### **CAT 50-970**

Expendable/Durable Items Except: Medical, Class V Repair Parts and Heraldic

#### **FM 22-5**

Drill and Ceremonies.

#### **MIL-C-3680**

Case, Flags and Guidons, Cotton Duck.

#### **NGR 725-1**

Special Equipment for General Officers.

#### **TM 10-287**

Administration, Operation, and Maintenance, Army Cemeteries.

### **Section III Referenced Form**



## Glossary

### Section III Special Abbreviations and Terms

#### Section I Abbreviations

##### ACS

Army Community Service

##### AIT

advanced individual training

##### ARCOM

Army Reserve Command

##### ARNGUS

Army National Guard of the United States

##### BT

basic training

##### COE

Corps of Engineers

##### CONUS

continental United States

##### DA

Department of the Army

##### DENTAC

dental activity

##### DOD

Department of Defense

##### GST

General skills training

##### HQ

Headquarters

##### HQDA

Headquarters, Department of the Army

##### JCS

Joint Chiefs of Staff

##### JROTC

Junior Reserve Officers' Training Corps

##### MACOM

Major Army commands

##### MAAG

Military Assistance Advisory Groups

##### MEDDAC

Medical Department Activity

##### MIA

missing in action

##### NATO

North Atlantic Treaty Organization

##### NDCC

National Defense Cadet Corps

##### NCOA

Noncommissioned Officer Academy

##### OCS

Officer Candidate School

##### OSUT

one station unit training

##### POW

prisoner of war

##### RA

Regular Army

##### ROTC

Reserve Officers' Training Corps

##### SA

Secretary of the Army

##### SROTC

Senior Reserve Officers' Training Corps

##### SSI

shoulder sleeve insignia

##### STARC

state area command

##### TDA

Table of Distribution and Allowances

##### TOE

Table of Organization and Equipment

##### TIOH

The Institute of Heraldry

##### USAR

United States Army Reserve

##### USARS

United States Army Regimental System

##### USMA

United States Military Academy

##### USMAPS

United States Military Academy Preparatory School

### Section II Terms

#### Branch colors

A term used in describing flags. These include colors associated with organizations and used for flag background and fringe. They apply to all units authorized flags including units not authorized a branch

#### Canton

A square or rectangle in the upper left-hand corner of a flag.

#### Color

A specific flag symbolic of the spirit and tradition of either the United States, or the position, individual, or organization represented. The flag of the United States when displayed as indicated in this regulation is

known as the "National Color." The term "color" when used alone refers to the national color. The term "colors" means the national and positional or organizational colors.

#### Dexter

The side of the shield or design element appearing to the viewer's left.

#### Fly

The measurement of the flag (horizontal edge) measured from left to right, exclusive of the heading.

#### Fringe

A decorative border of short threads, cords, or the like that is used on flags for enrichment only. It is not regarded as an integral part of any flag and its use does not constitute an unauthorized addition to the design prescribed by statutes.

#### Heading

The section of a flag that is attached to the flagstaff, flagpole, or mast.

#### Hoist

The measurement of a flag (vertical edge at the flagstaff) measured from top to bottom.

#### Sinister

The side of the shield or design appearing to the viewer's right.



**UNCLASSIFIED**

**PIN 004641-000**

# USAPA

ELECTRONIC PUBLISHING SYSTEM  
TEXT FORMATTER ... Version 2.45

PIN: 004641-000

DATE: 01-20-99

TIME: 11:44:42

PAGES SET: 78

---

DATA FILE: r840-10.fil

DOCUMENT: AR 840-10

DOC STATUS: NEW PUBLICATION