

**Water Year 2010
CVPIA §3406(b)(2)
Operations and Accounting**



**Calfed Operations Group
January 26, 2011**

Implementation

- **May 2003 DOI (b)(2) Decision, as clarified by December 2003 Interior Guidance Memo.**
- **The Ninth Circuit's January 2004 decision, and Judge Wanger's September 2008 decision.**
- **Continued use of (b)(1) re-operation.**

Implementation

- **WY 2010 was classified as below normal in the Sacramento and above normal in the San Joaquin basins. (b)(2) assets were 800,000 AF.**
- **In 2010 CVP operations were impacted by the Service BO for Delta Smelt (Dec. 2008) and by the NMFS BO for Salmonids and Sturgeon (June 2009)**

CVPIA Section 3406 (b)(2) water

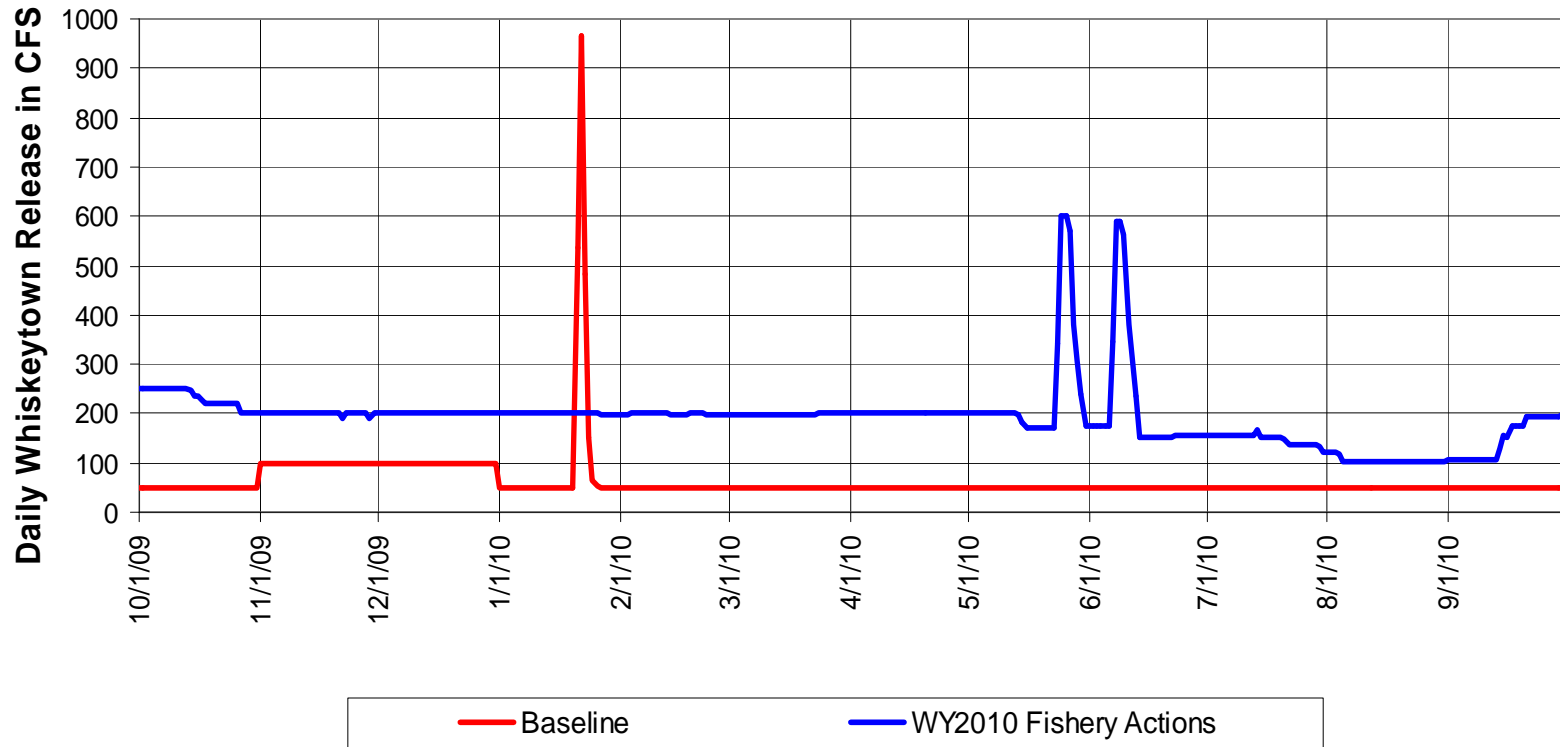
Technical background:

- **(b)(2) fish actions are based on forecasted operations, real-time monitoring, AFRP documents, published literature, IEP and DFG reports.**
- **CVPIA's mandate to double natural production of anadromous fish.**
- **CVPIA's instructions to "...provide flows of suitable quality, quantity, and timing to protect all life stages of anadromous fish..."**

CVP Operations

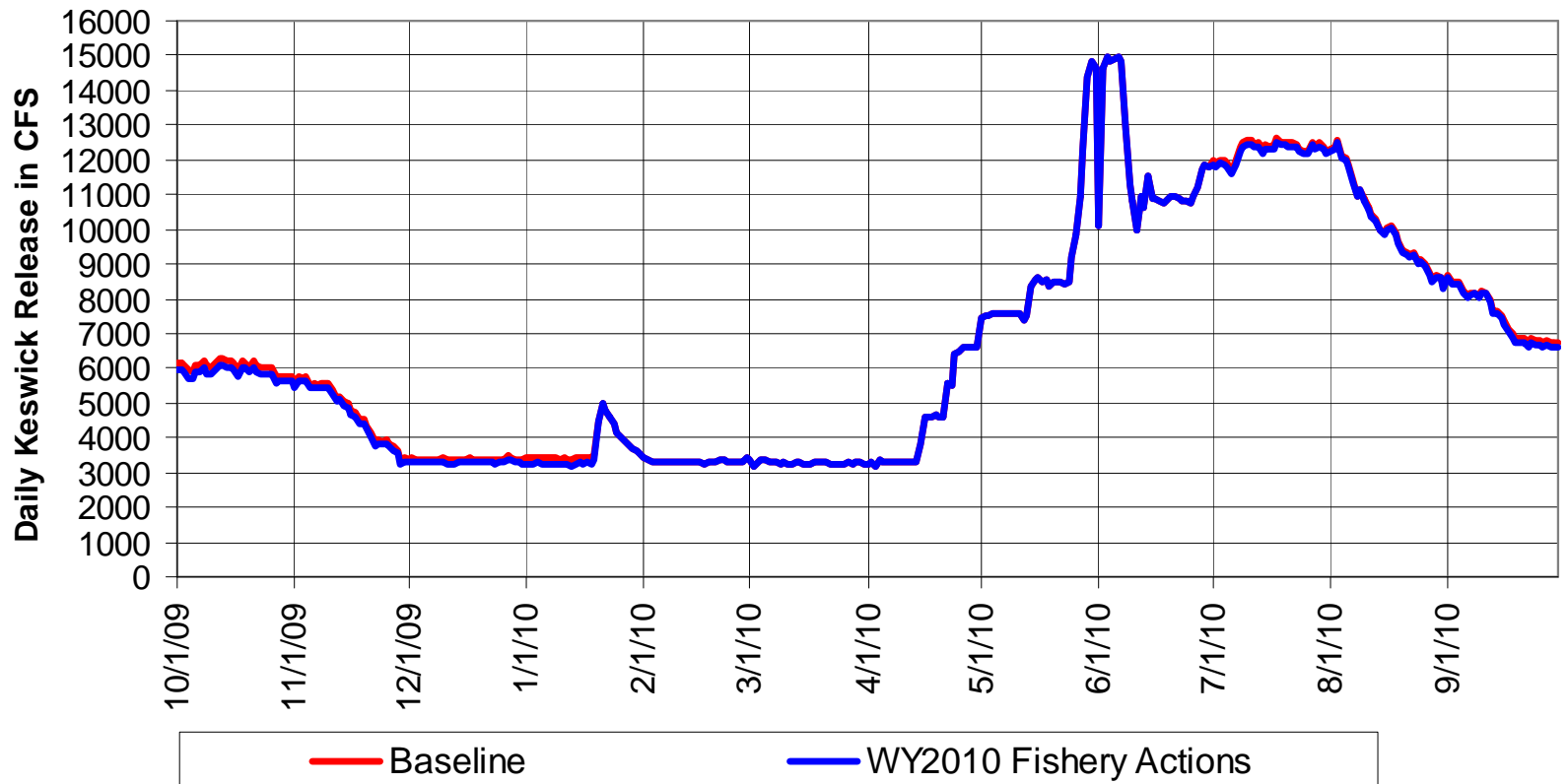
Clear Creek Operations

Data from DRAFT DOI Daily Accounting



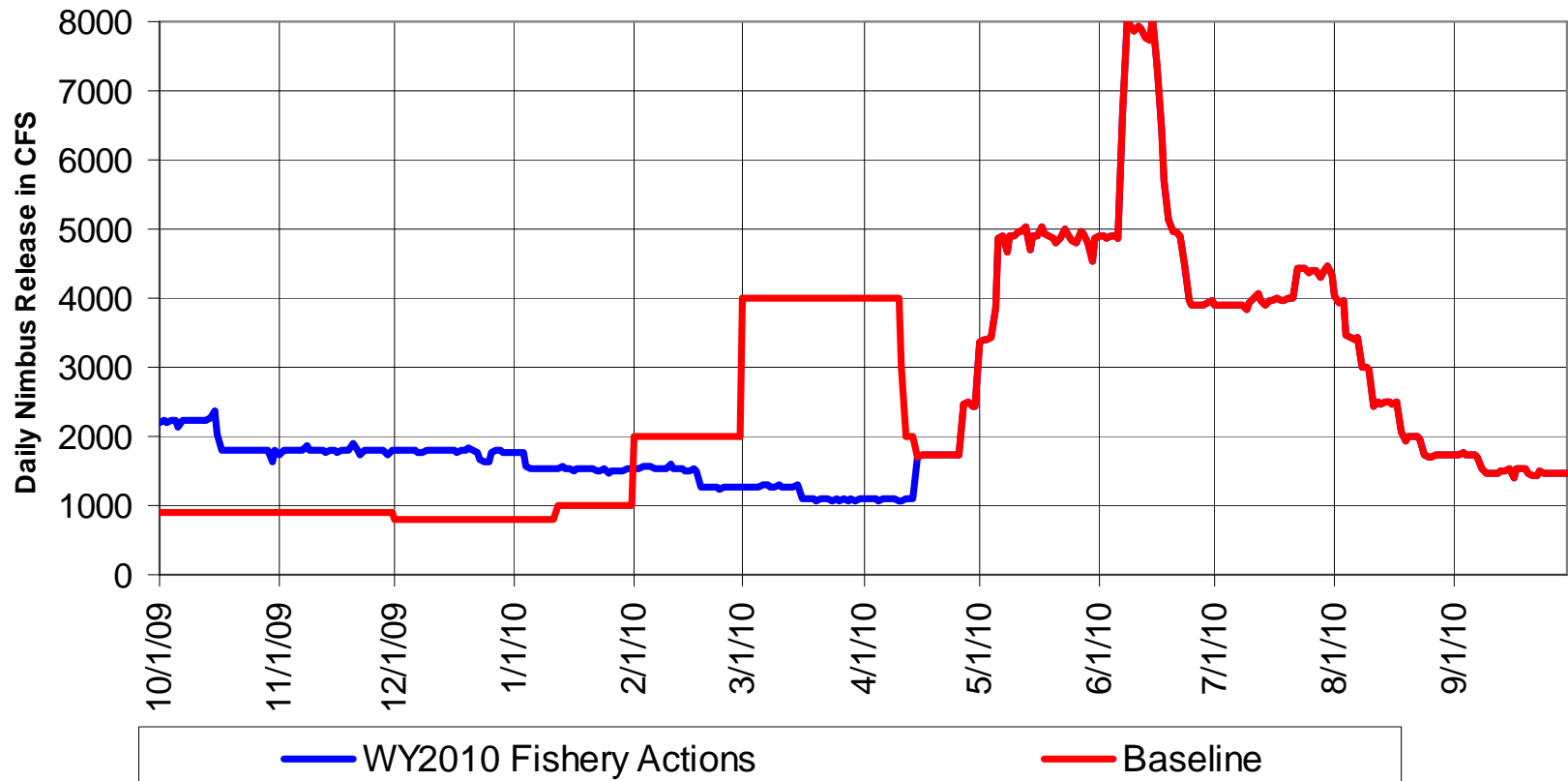
Sacramento River Operations

Data from DRAFT DOI Daily Accounting



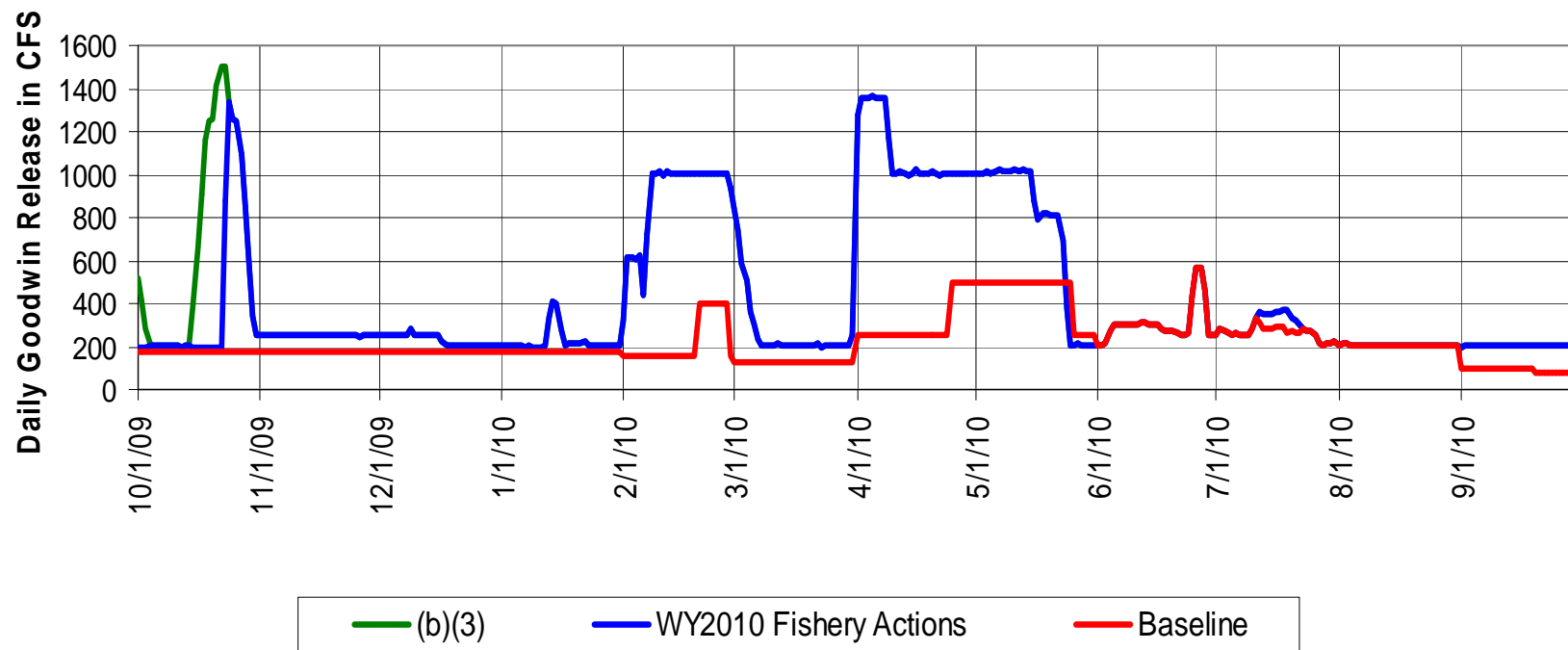
American River Operations

Data from DRAFT DOI Daily Accounting



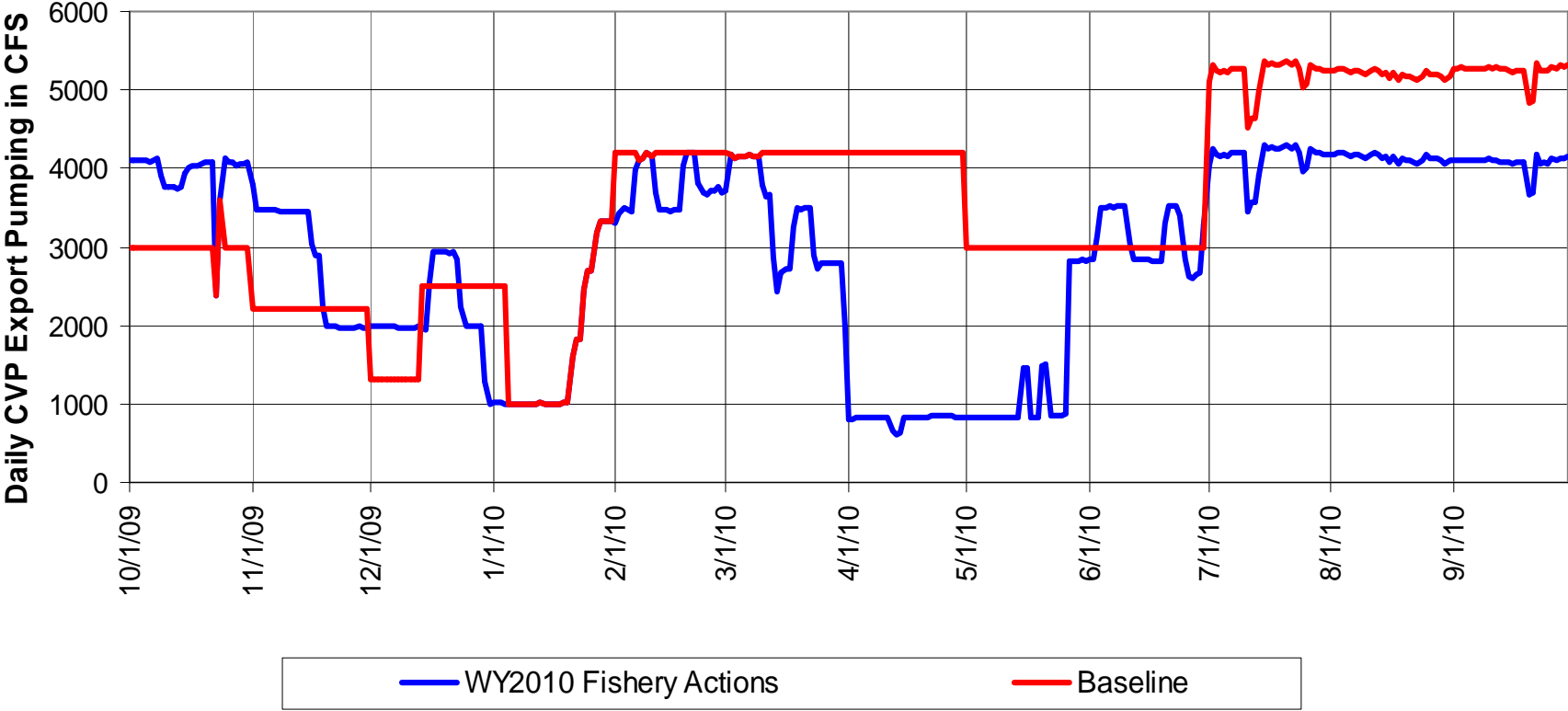
Stanislaus River Operations

Data from DRAFT DOI Daily Accounting



CVP Delta Export Operations

Data from DRAFT DOI Daily Accounting



(b)(2) Accounting

Water Year 2010 DRAFT CVP Accounting of (b)(2) Actions in TAF

Fish Actions	Oct-Jan				VAMP				VAMP				Oct-Sep			
	Oct	Nov	Dec	Jan	Total	Feb	Mar	Apr01-24	Apr25-30	May01-25	May26-31	Jun	Jul	Aug	Sep	Total
	1 Clear Creek Release towards AFRP Objectives/ESA			0.6	2.4	3.0	8.3	9.2	7.2	1.8	8.0	3.9	10.3			
2 Sacramento River Release towards AFRP Objectives/ESA																0.0
3 American River Release towards AFRP Objectives/ESA	26.4	53.4	60.1	38.0	177.9											177.9
4 Stanislaus River Release towards AFRP Objectives/ESA	13.5	4.5	3.3	3.1	24.4	2.6	4.1	41.8					1.5		6.7	81.1
5 Sacramento River Release for WQCP																0.0
6 American River Release for WQCP	41.9				41.9											41.9
7 Stanislaus River release for WQCP						9.3										9.3
8 Stanislaus River Release for VAMP period (Apr25-May25)									6.0	20.1						26.1
9 Export Reduction for VAMP period (Apr25-May25)									39.9	102.4						142.3
10 Export Reduction for ESA						24.7	26.5	161.7			5.9	6.5				225.3
11 Export Reduction due to ESA DXC closure impact on WQ			7.0	5.9	12.9											12.9
12 Other Export Reductions for WQCP		4.8			4.8		26.7									31.5
Total					264.9											800.0
Monthly total of WY10 fish actions:	81.8	62.7	71.0	49.4	264.9	44.9	66.5	210.7	47.7	130.5	9.8	16.8	1.5	0.0	6.7	800.0
cumulative total	81.8	144.5	215.5	264.9		309.8	376.3	587.0	634.7	765.2	775.0	791.8	793.3	793.3	800.0	

- Questions?