



Otto Otter For Safe Canals Coloring Book

**INCLUYE
TRADUCCIÓN
EN ESPAÑOL**



A Message to Parents

Irrigation waters, whether they pass through the open countryside or through the middle of town, can be hazardous to children. Major canals, medium-sized ditches, and small laterals all pose a safety risk, particularly to young children during the irrigation season from April through October. Statistics show that drowning accidents are the second most common cause of death for children under the age of 14 in the United States.

Please ensure that your child knows how to swim and encourage swimming in a safe place like a supervised area designated for swimming. Never allow your child to swim or fish in a canal or play near a canal bank. It is important that your child understands that canals can be very dangerous.

We hope you will take the time to read through this coloring book with your child and go over its safety lessons. If you would like more information on canal safety, visit our Otto website at <http://www.usbr.gov/pn/about/otto/index.html>.



Oregon Water Resources Congress





Hi! My name is

OTTO OTTER

**I want to share
some safety tips
about canals!**

¡Hola! Mi nombre es

OTTO OTTER

**¡Quiero enseñarles las
reglas de seguridad
sobre los canales!**

OTTO


says:

**Canals are built to
carry water to
farms.**

OTTO

dice:

**Los canales
estan hechos
para llevar agua
a las granjas.**





OTTO


says:

Canals may look like fun, but they are not for play.

OTTO


dice:

Los canales parecen divertidos pero no son para jugar.



OTTO says: No fishing in the canals.


OTTO dice: No pesquen en los canales.





OTTO says: Never
use a boardwalk to
cross a canal.

OTTO dice: Nunca
utilicen una tabla al
cruzar un canal.





OTTO says:

**Never get too close to
the bank of a canal.**


OTTO dice:

**Nunca se acercan a
la orilla de un canal.**



OTTO says:
Never climb
over fences or
gates near
canals.

OTTO dice:
No suban las
cercas al
lado de los
canales.





OTTO says: Concrete canals have slippery sides that make it impossible to climb out.
Stay away!

OTTO dice: Los canales de concreto tienen lados resbaladizos que hacen imposible subir y salirse.
¡No se acercen!

OTTO says: The water in canals might make you sick. They may have chemicals that you can't see or smell.

OTTO dice: El agua de los canales les pueden causar enfermedades. Pueden tener productos químicos que usted no pueden ver o oler.






OTTO

says: Never swim in canals.


OTTO

dice: Nunca naden en los canales.



RECLAMATION
OTTO



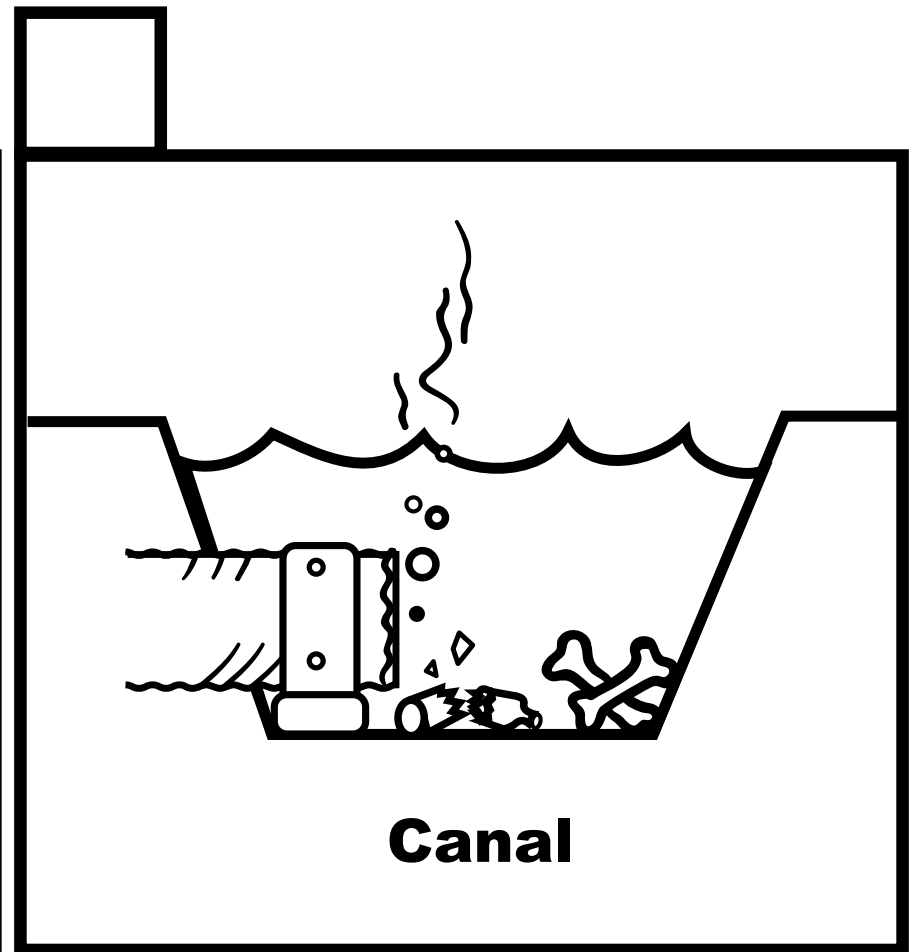



OTTO

says: Check the place that would be safe to swim.


OTTO

dice: Marquen el lugar que sería seguro para nadar.



OTTO says: Chutes may look like water slides, but they are not for play. Stay out!

OTTO dice: Los canales inclinados no son para jugar. ¡No entren!




OTTO says:
Some chutes
have concrete
blocks at the
bottom that can
hurt you.
Stay away!

OTTO dice:
Algunos canales
inclinados tienen
bloques de concreto
en el fondo los cuales
puede lastimarles.
¡No se acercan!



OTTO says: Siphons are pipes used to move water.
Some have sharp edges that can hurt you.
Stay clear!

OTTO dice: Los sifones son pipas para mover el agua.
Algunos tienen los filos agudos y pueden lastimarles.
¡No se acercan!



OTTO says:
Siphons are
dangerous
because they
can suck you
in.

OTTO dice: Los
sifones son
peligrosos
porque los
puede aspirar
hacia adentro.

Come on in!
The water is nice
and cool!


¡Entra al agua!
¡Esta bien fresca!

No way!
That's dangerous!
¡De ninguna manera!
¡Es peligroso!



OTTO says: Be an example for younger children. Never play near canals, chutes, or siphons.

OTTO dice: Sean un ejemplo para los niños. Nunca jueguen cerca de los canales o los sifones.

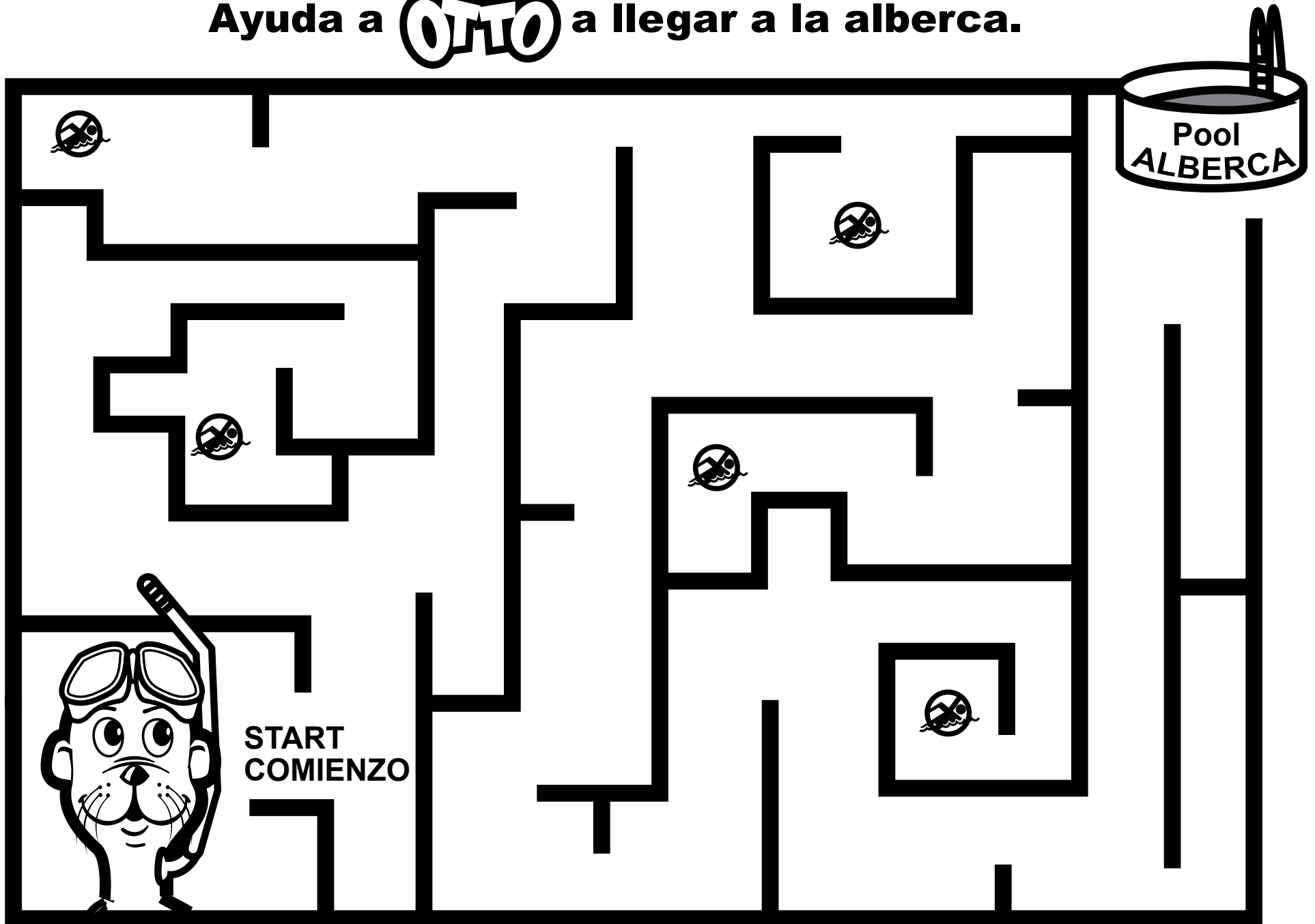


**OTTO SAYS:
ALWAYS
OBEY SIGNS
AND RULES**

**OTTO DICE:
SIEMPRE
OBEDEZCAN LAS
SEÑALES Y
LAS REGLAS.**



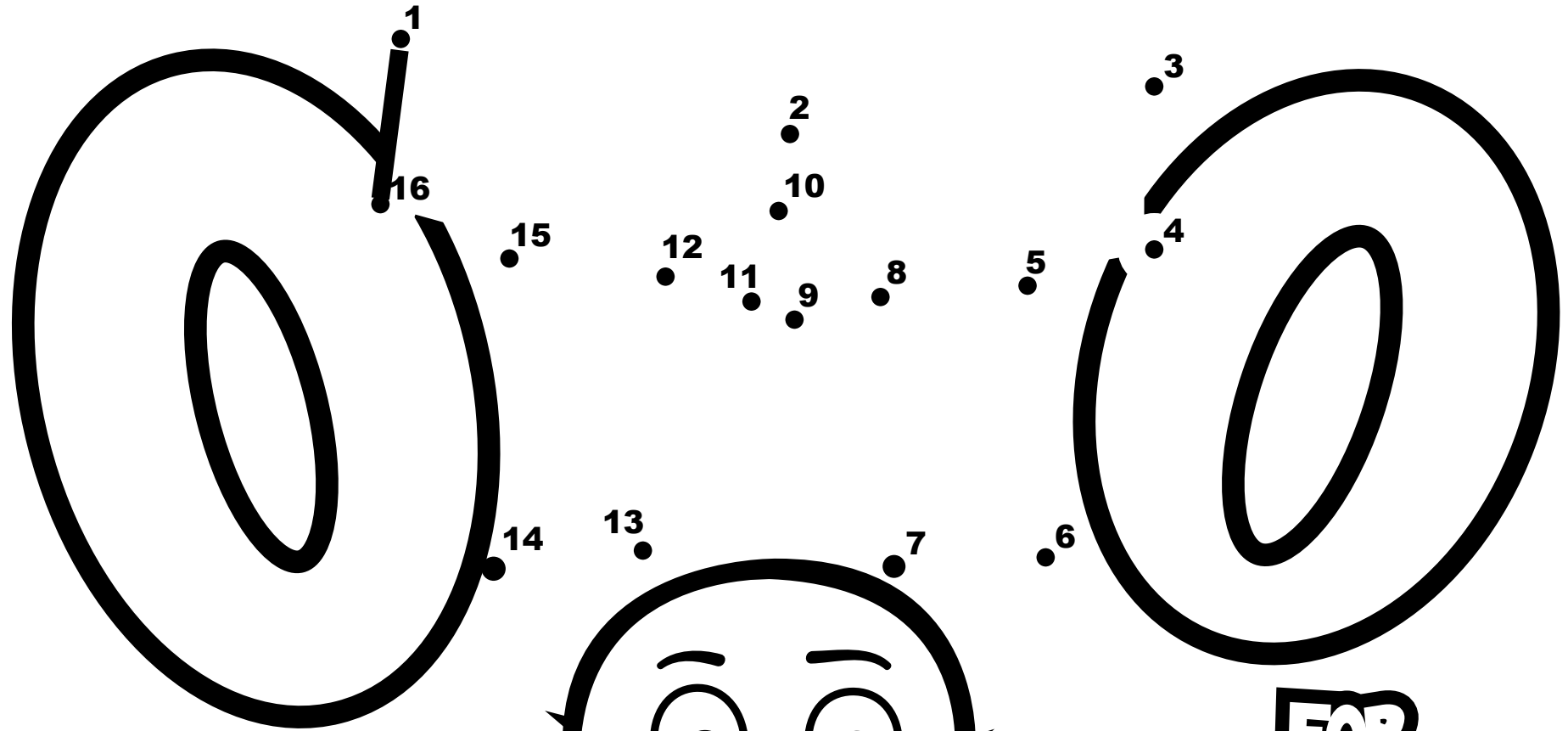
Help **OTTO** get to the pool for safe swimming.
Ayuda a **OTTO** a llegar a la alberca.





OTTO says: I hope you have learned some tips about canal safety. Swim safe and have fun!

OTTO dice: Espero que hayan aprendido algunas reglas sobre la seguridad de los canales.
¡Cuidado cuando naden y diviertanse!



**Connect
the dots.**

**Conecte los
puntos.**



**FOR
SAFE
CANALS**



OTTO says:
Be safe and
have fun!

OTTO dice:
¡Tengan cuidado
y diviértanse!