



ATF Guidebook -
Importation & Verification of Firearms,
Ammunition, and Implements of War

Terminology & Nomenclature

Terminology & Nomenclature Overview

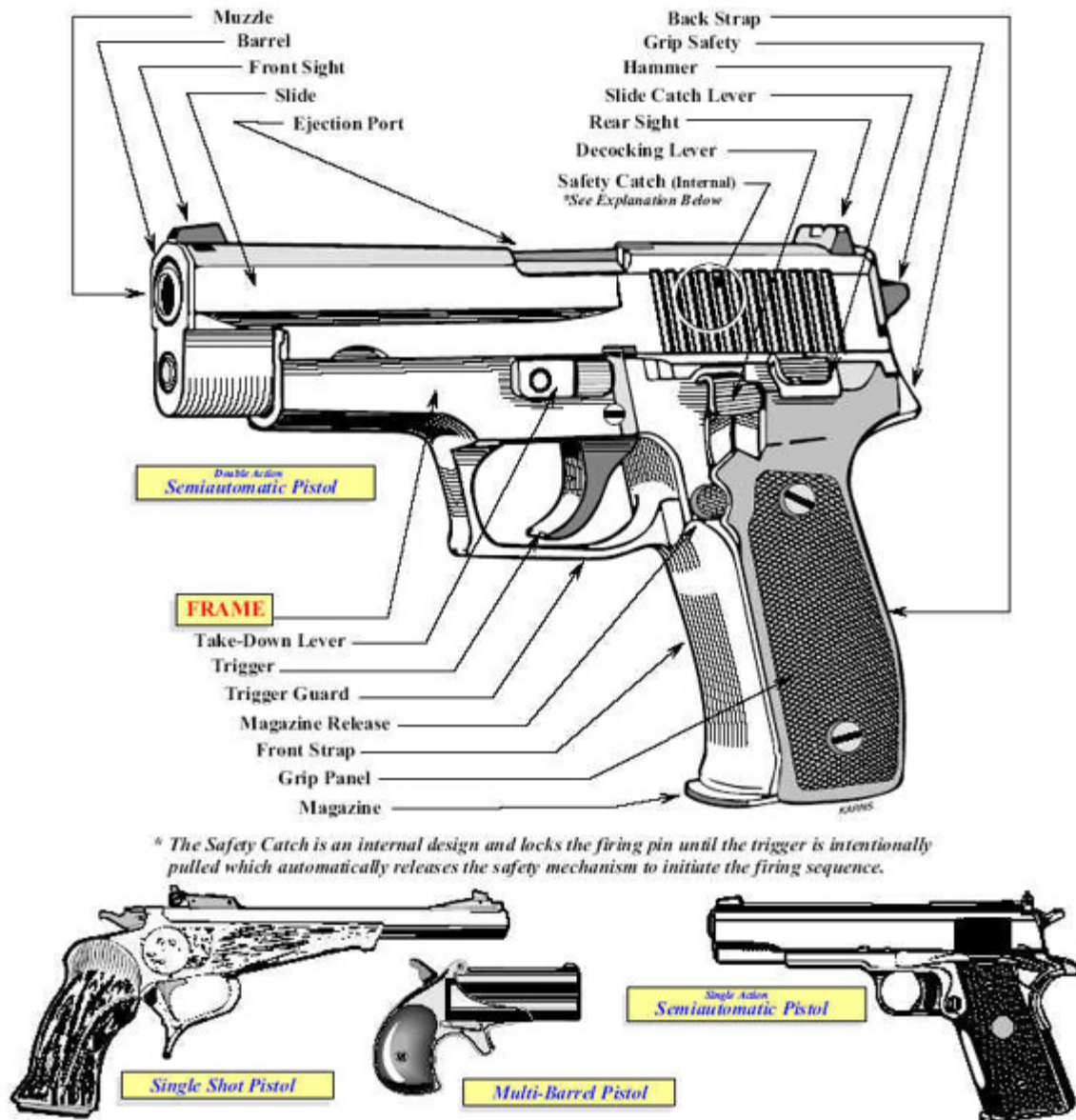
The following terminology and nomenclature apply to the verification of firearms:

- [Handgun – Pistol](#)
- [Handgun – Revolver](#)
- [Bolt Action](#)
- [Lever Action](#)
- [Self-Loading Action \(Semiautomatic\)](#)
- [Slide/Pump Action](#)
- [Top Break Action](#)

 [ATF Internet](#)

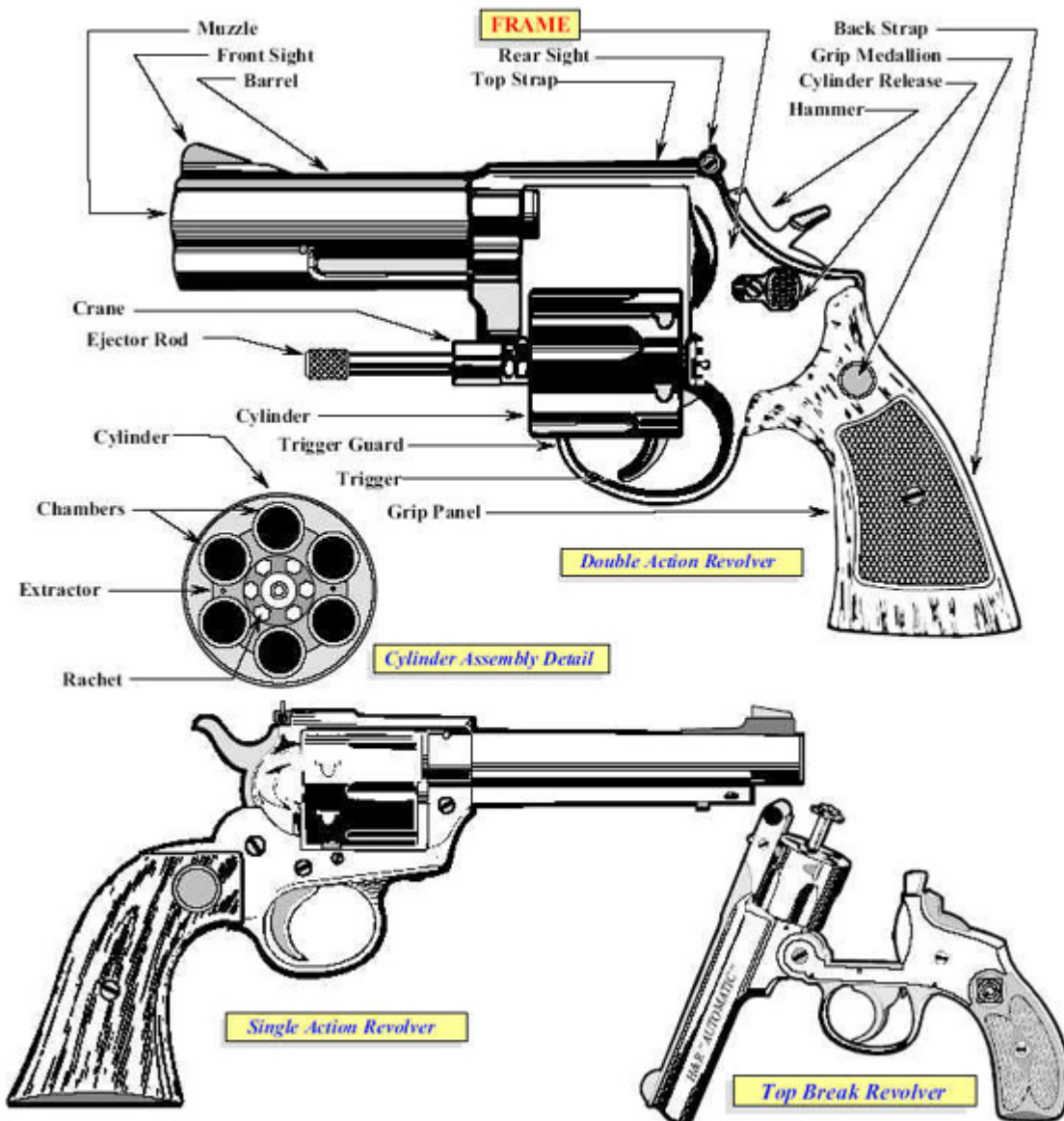
Handgun - Pistol

NOTE: This illustration shows the primary characteristics exhibited in the Pistol category. Since pistol configurations differ significantly, various models in this classification may exhibit any of the illustrated components in a revised configuration, but not necessarily all components shown will be incorporated in any one given design.



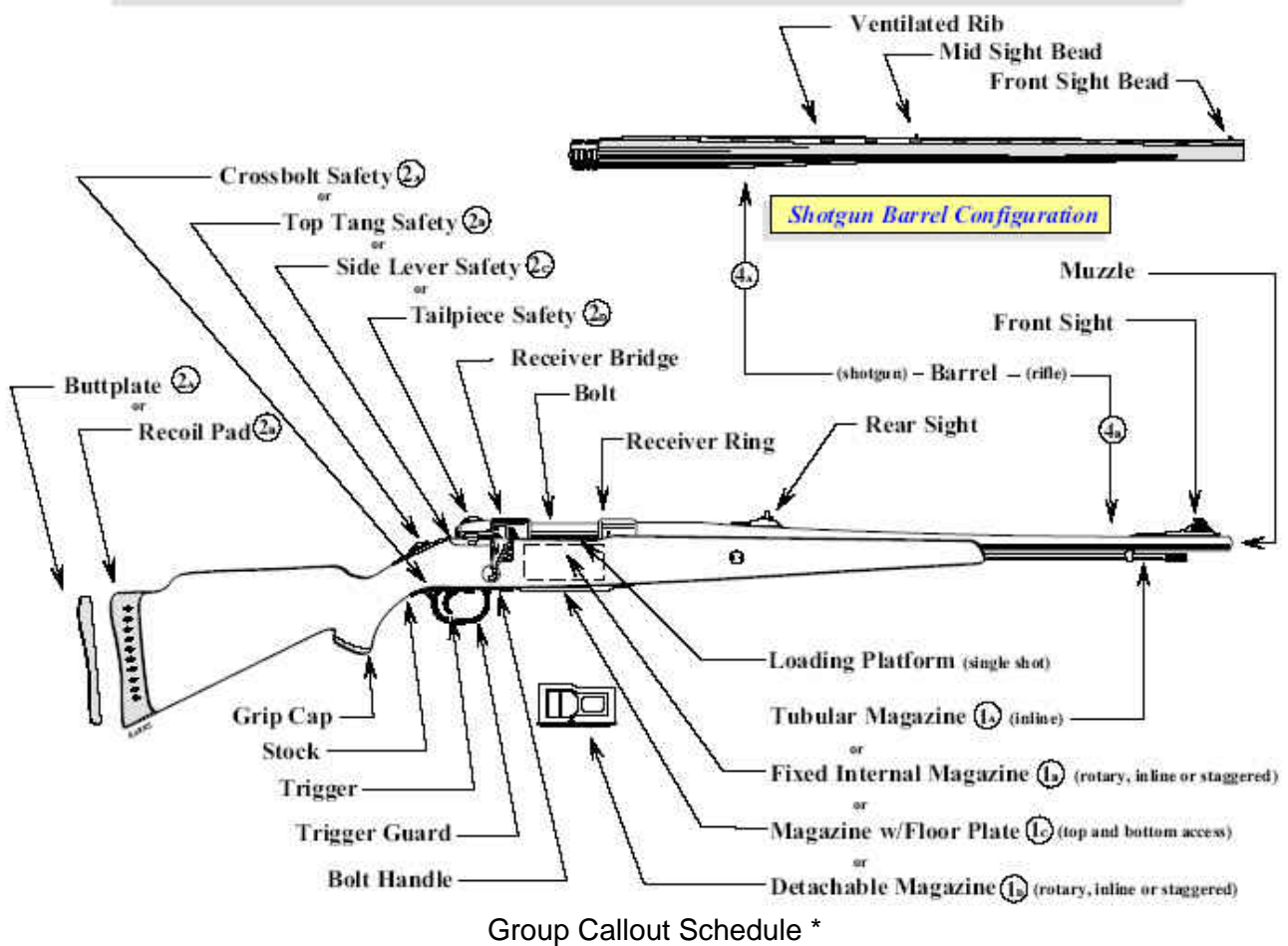
Handgun - Revolver

NOTE: This illustration shows the primary characteristics exhibited in the Revolver category. Since revolver configurations differ significantly, various models in this classification may exhibit any of the illustrated components in a revised configuration, but not necessarily all components shown will be incorporated in any one given design.



Bolt Action

NOTE: The Bolt action is utilized in the design and function of rifles, shotguns and pistols including single shot and magazine-fed repeating models. This illustration exhibits the primary characteristics of a rifle, but most component parts are applicable in a revised configuration.



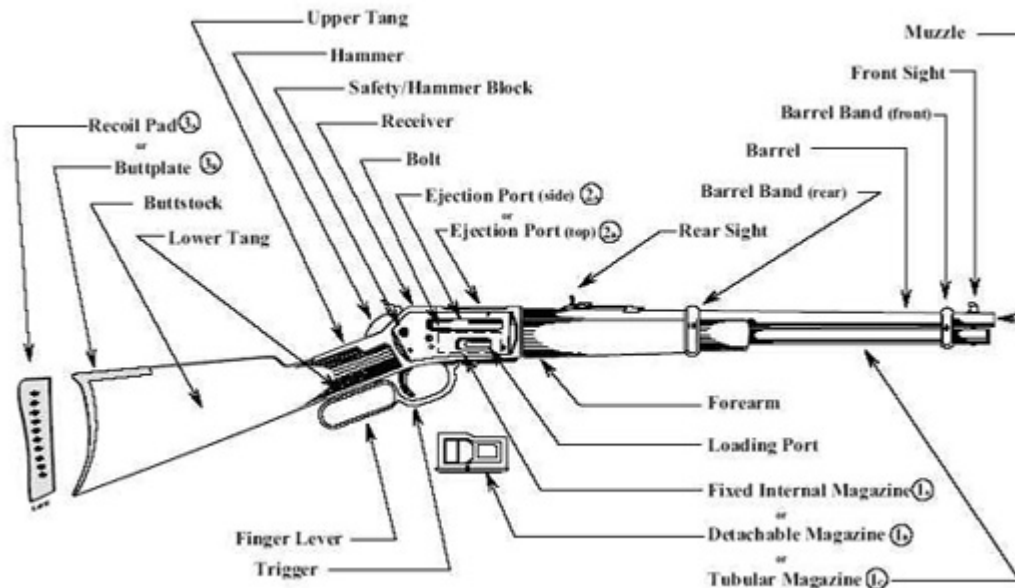
Group (1)	Four magazine configurations available on the repeating models of this type action. A-Tubular, B-Fixed Internal, C-Bottom Access Floorplate, D-Detachable
Group (2)	Four various safety configurations which may appear on the available models. A-Crossbolt, B-Top Tang, C-Side Lever, D-Tailpiece Safety
Group (3)	Two buttstock appointments available in this group. A-Butt Plate, B-Recoil Pad
Group (4)	Two barrel configurations which may appear on this type action. A-Rifled, B-Smooth Bore

* Group callouts identify various configurations of a specific component which may be incorporated in the function of the various models employing the bolt action in their design. However, only one type component from each callout group will appear on any given subject firearm.

 [ATF Internet](#)

Lever Action

NOTE: The Lever action is utilized in the design and function of rifles, shotguns and pistols. This illustration exhibits the primary characteristics of a rifle. Although most component parts are applicable in a revised configuration to both the shotgun and pistol categories, relatively few representative models exist in those categories.



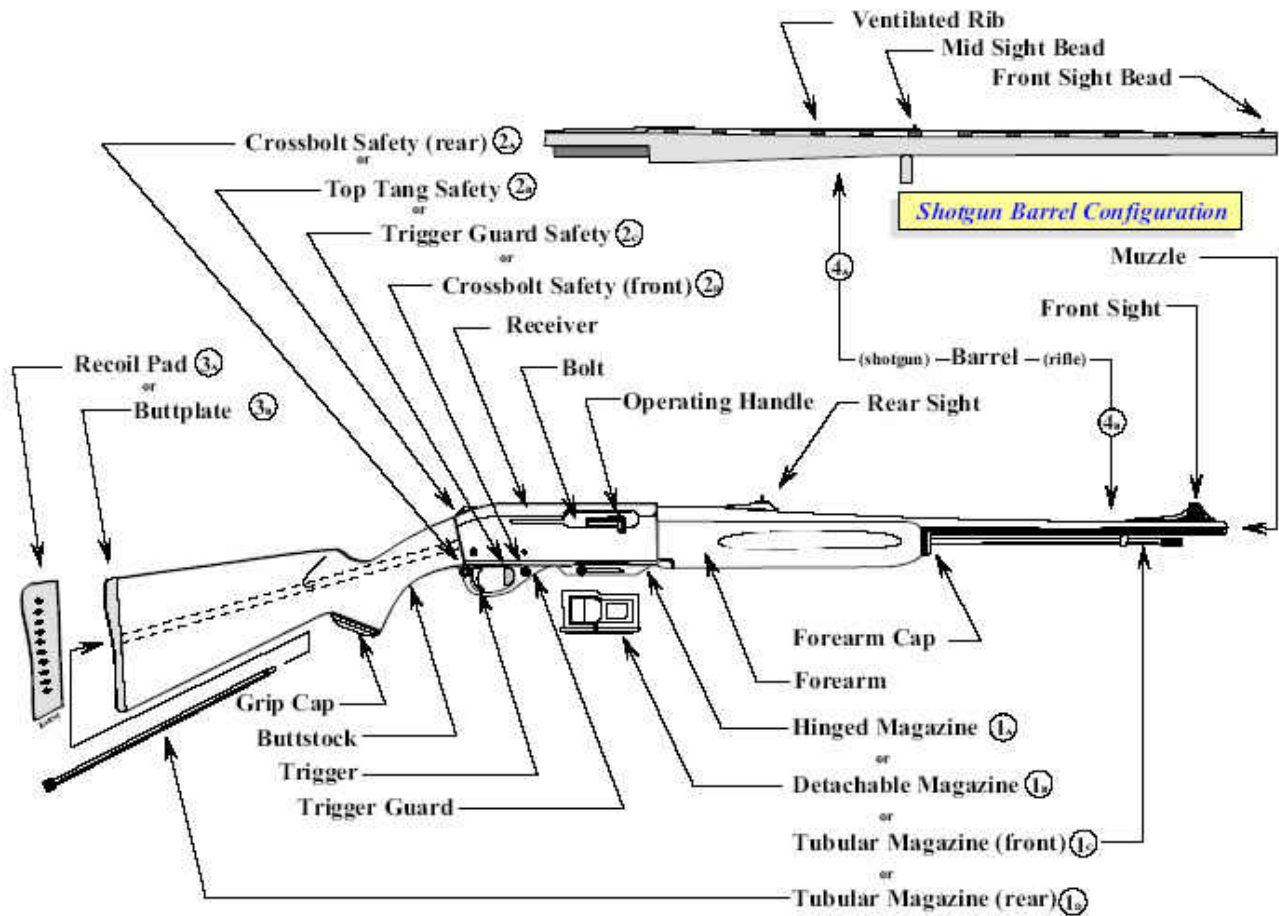
Group Callout Schedule *

Group (1)	Three magazine configurations available on this type action. A-Fixed Internal (rotary), B-Detachable (inline or staggered feed), C-Tubular
Group (2)	Two ejection port configurations are available in this group. A-Side Port Ejection, B-Top Port Ejection
Group (3)	Two buttstock appointments appear on the available models A-Recoil Pad, B-Buttplate

* Group callouts identify various configurations of a specific component which may be incorporated in the function of the various models employing the lever action in their design. However, only one type component from each callout group will appear on any given subject firearm.

Self-Loading Action (Semiautomatic)

NOTE: The Self-loading action is utilized in the design and function of rifles, shotguns and pistols. This illustration exhibits the primary characteristics of a rifle but most component parts are applicable in a revised configuration to both the shotgun and pistol categories. The pistol configuration does differ significantly (see separate illustration).



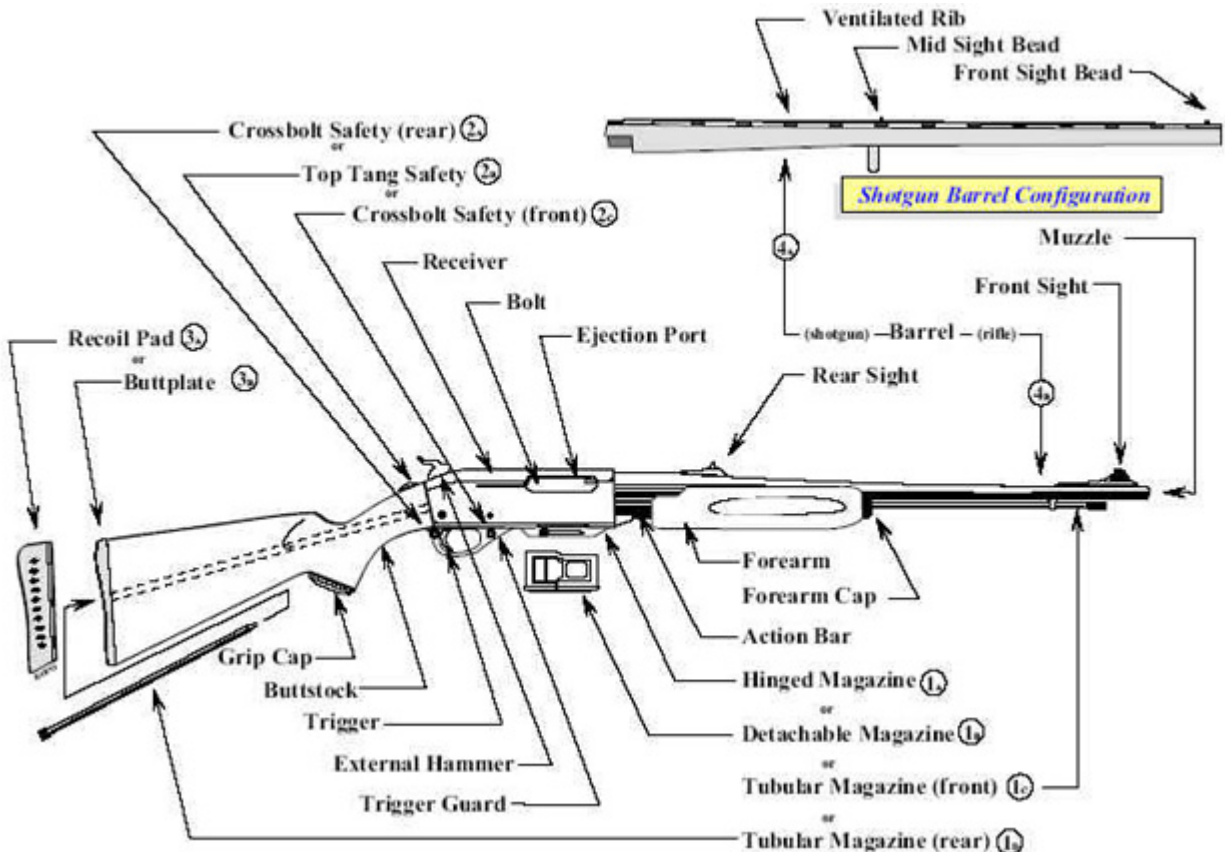
Group Callout Schedule *

Group (1)	Three magazine configurations available on this type action. A-Hinged, B-Detachable, C&D-Tubular (Front and Rear)
Group (2)	Four various safety configurations which may appear on the available models. A-Crossbolt (front or rear), B-Top Tang, C-Trigger Guard
Group (3)	Two buttstock appointments available in this group. A-Recoil Pad, B-Buttplate
Group (4)	Two barrel configurations which may appear on this type action. A-Smooth Bore, B-Rifled

* Group callouts identify various configurations of a specific component which may be incorporated in the function of the various models employing the autoloading action in their design. However, only one type component from each callout group will appear on any given subject firearm.

Slide/Pump Action

NOTE: The Slide/Pump action is utilized in the design and function of rifles and shotguns. This illustration exhibits the primary characteristics of a rifle but most component parts are applicable in a revised configuration to the Pump/Slide Shotgun category.



Group Callout Schedule *

Group (1)	Three magazine configurations available on this type action. A-Hinged, B-Detachable, C&D-Tubular (Front and Rear)
Group (2)	Four various safety configurations which may appear on the available models. A-Crossbolt (front or rear), B-Top Tang
Group (3)	Two buttstock appointments available in this group. A-Recoil Pad, B-Buttplate
Group (4)	Two barrel configurations which may appear on this type action. A-Smooth Bore, B-Rifled

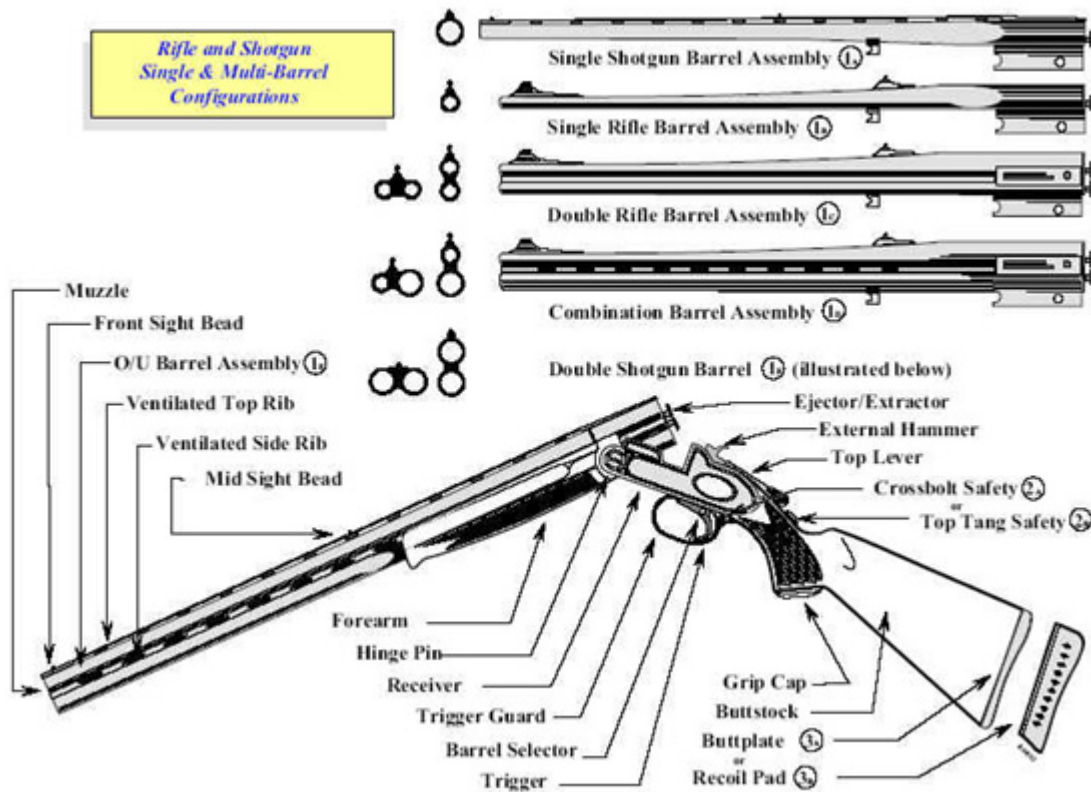
* Group callouts identify various configurations of a specific component which may be incorporated in the function of the various models employing the pump/slide action in their

design. However, only one type component from each callout group will appear on any given subject firearm.

 [ATF Internet](#)

Top Break Action

NOTE: The Top Break action is utilized in the design and function of rifles, shotguns and pistols. This illustration exhibits the primary characteristics of a shotgun but most component parts are applicable in a revised configuration to the rifle and pistol categories.



Group Callout Schedule *

Group (1)	Various barrel configurations which may appear on this type action. A-Single Shotgun, B-Single Rifle, C-Double Rifle, D-Combination, E-Double Shotgun
Group (2)	Two safety configurations which may appear on the available models. A-Crossbolt, B-Top Tang
Group (3)	Two buttstock appointments available in this group. A-Buttplate, B-Recoil Pad

* Group callouts identify various configurations of a specific component which may be incorporated in the function of the various models employing the break open action in their design. However, only one type component from each callout group will appear on any given subject firearm.