



0043  
223

1a. Date of Request  
1b. Priority\*\*  
Justification

1c. Special Instructions

**Part II - Crime Code Information**  
2a. NCIC Crime Code\*\*  
2b. Project Code, Project Title  
Branch, ATF National Trace

**Part III - ATF Agent Requesting Trace**  
3a. Organization Code\*  
3b. Phone Number:  
Fax Number:  
E-Mail:  
3c. ATF Special Agent  
3d. Badge Number  
3e. ATF Case Number  
3f. Field Office

**Part IV - Other Agency Requesting Trace**  
4a. ORI Number\*  
4b. Phone Number:  
Fax Number:  
E-Mail:  
4c. Other Agency Officer's  
4d. Badge Number  
4e. Case Number  
4f. Department/Unit  
4g. Mailing

**Part V - Firearms Information**  
5a. Serial Number\* (From Frame or Receiver)  
5b. Interchangeable Part (X) Yes  
5c. Manufacturer\*  
5d. Type\*  
5e. Caliber  
5f. Model  
5g. \* (Importer required if other than U.S.)  
5h. Importer\*  
5i. Additional

**Part VI - Possessor Information**  
6a. Name (Last, First, Middle, Suffix)  
6b. Alias (If given) (Last, First, Middle, Suffix)  
6c. Alias Date of Birth  
6d. Height  
6e. Weight  
6f. Sex  
6g. Race (Check one only)  
American Indian or Alaskan Native  
Black or African American  
Native Hawaiian or Other Pacific Islander  
Other (Specify)  
6h. Address - Route Number  
6i. Apt. Number  
6j. Street No.  
6k. Direction  
6l. Street Name  
6m. County  
6n. State  
6o. Zip Code (Nine Digit Number)  
6p. Date of Birth  
6q. Place of Birth  
6r. Possessor's ID Number

ATF E-Form 3312.1  
Revised January 2007



# Florida

**Department of Justice  
Bureau of Alcohol, Tobacco,  
Firearms and Explosives**  
Office of Strategic Intelligence and Information  
Data Source: Firearms Tracing System

**January 1, 2011 – December 31, 2011**



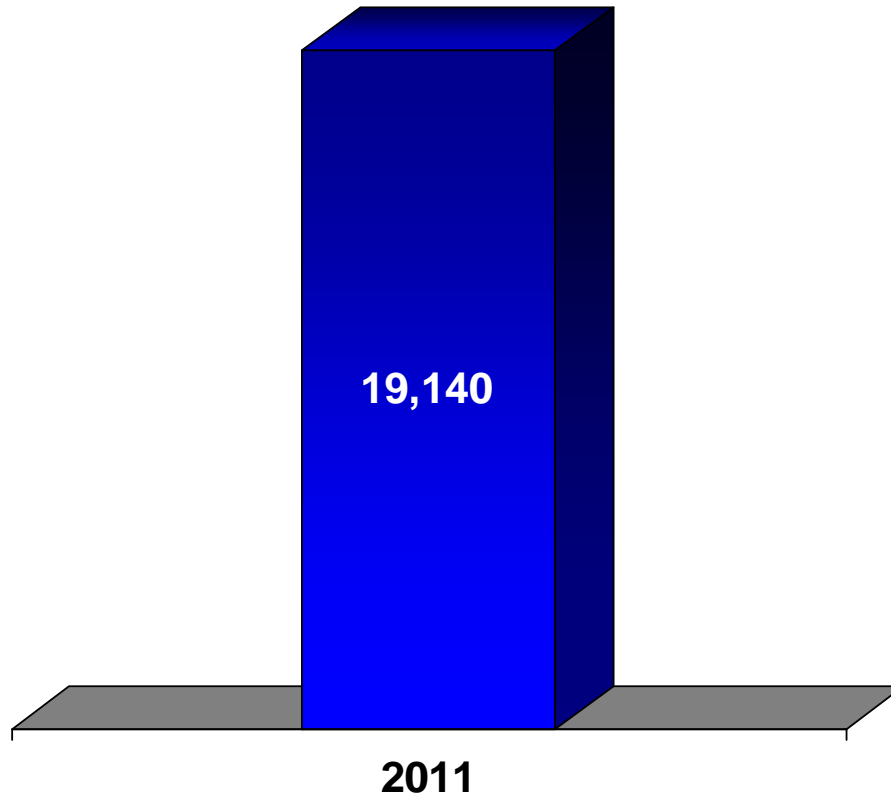
# ***ATF Firearms Trace Data Disclaimer***



**Public L. No. 112-55, Consolidated and Further Continuing Appropriations Act of 2012, Sec. 516**

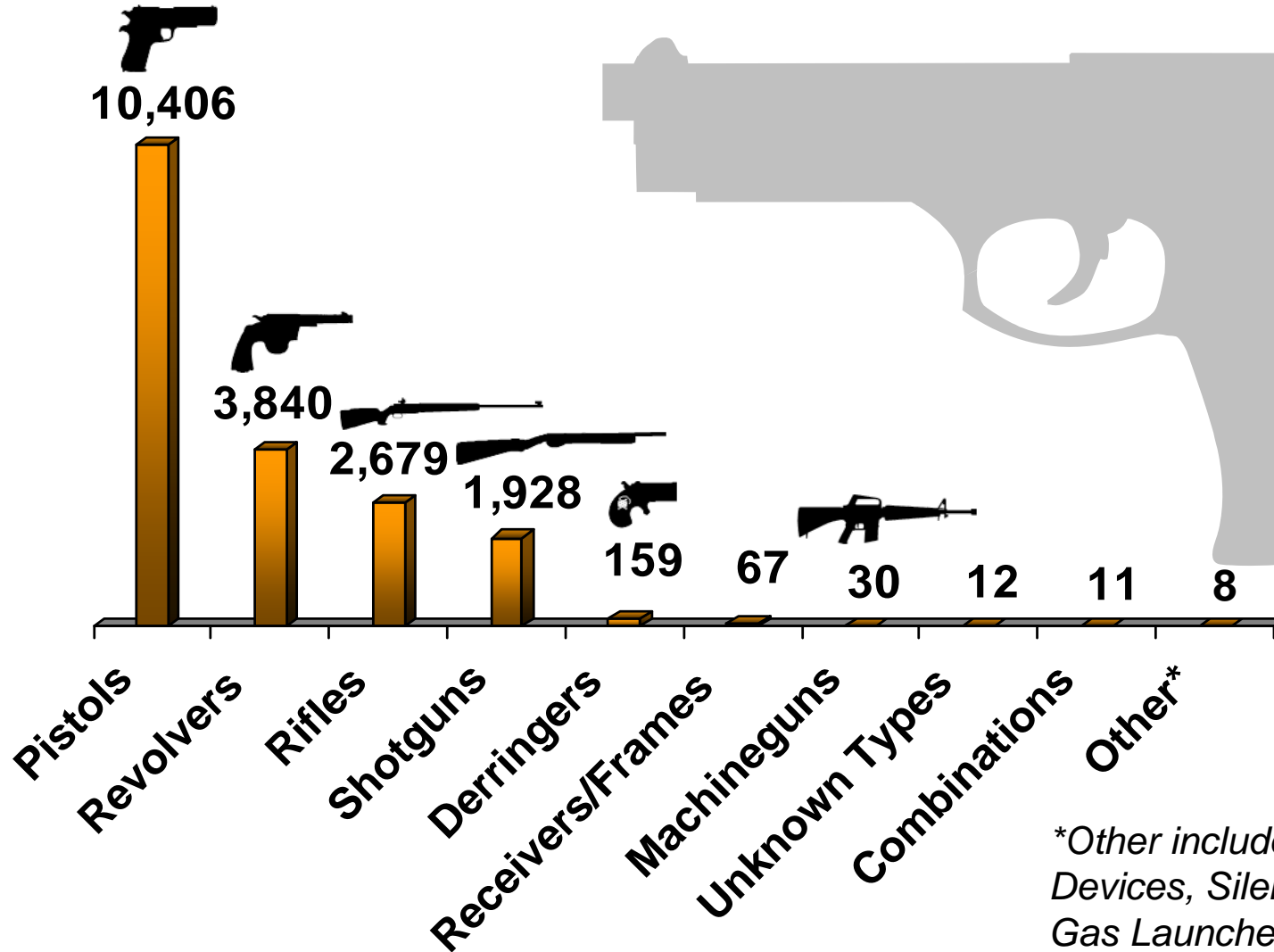
- (1) Firearm traces are designed to assist law enforcement authorities in conducting investigations by tracking the sale and possession of specific firearms. Law enforcement agencies may request firearms traces for any reason, and those reasons are not necessarily reported to the Federal Government. Not all firearms used in crime are traced and not all firearms traced are used in crime.**
- (2) Firearms selected for tracing are not chosen for purposes of determining which types, makes or models of firearms are used for illicit purposes. The firearms selected do not constitute a random sample and should not be considered representative of the larger universe of all firearms used by criminals, or any subset of that universe. Firearms are normally traced to the first retail seller, and sources reported for firearms traced do not necessarily represent the sources or methods by which firearms in general are acquired for use in crime.**

# ***Total Number of Firearms Recovered and Traced in Florida by Calendar Year***



# Firearm Types with a Florida Recovery

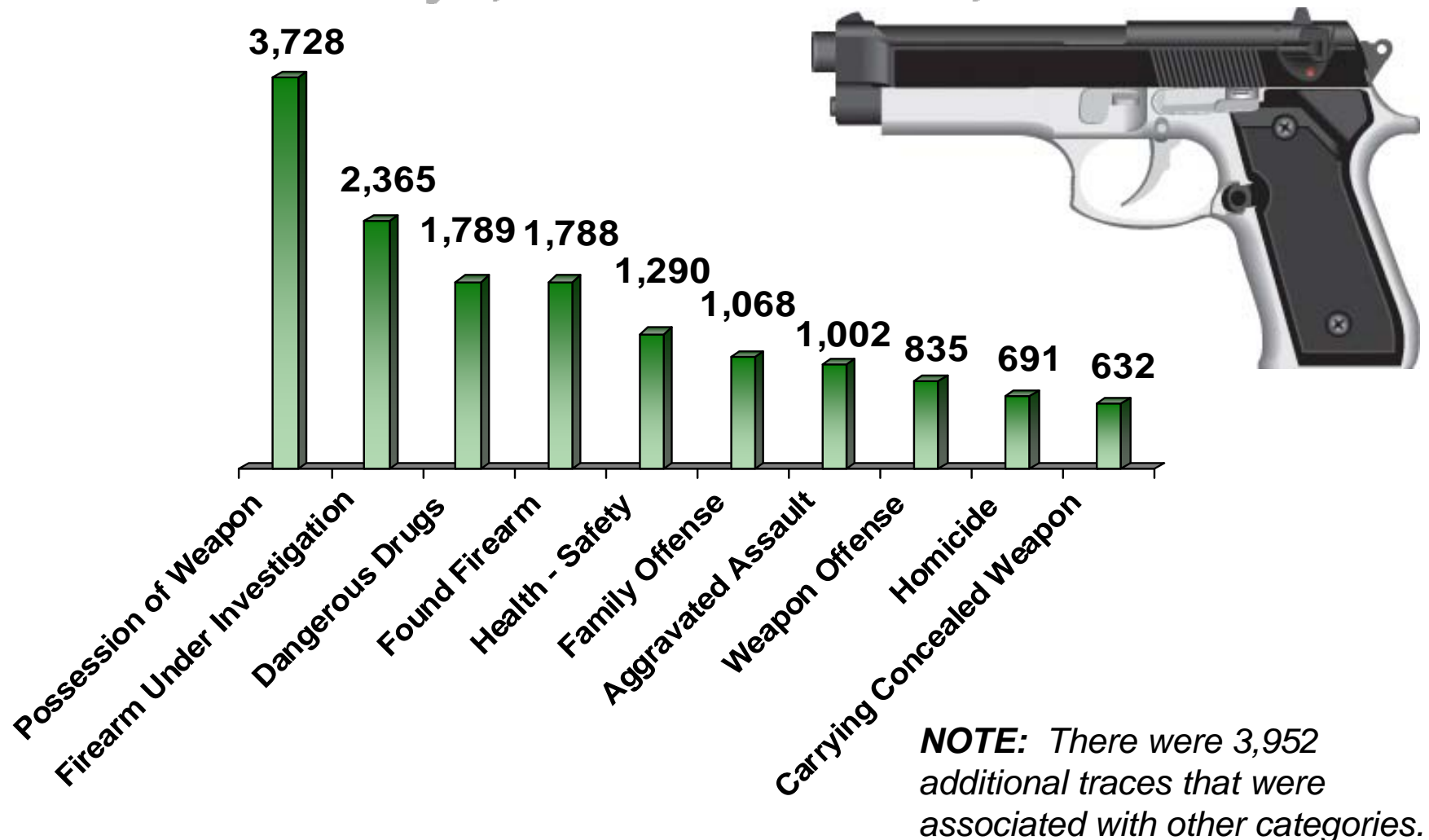
January 1, 2011 – December 31, 2011



*\*Other includes Destructive Devices, Silencers, a Tear Gas Launcher and an Any Other Weapon.*

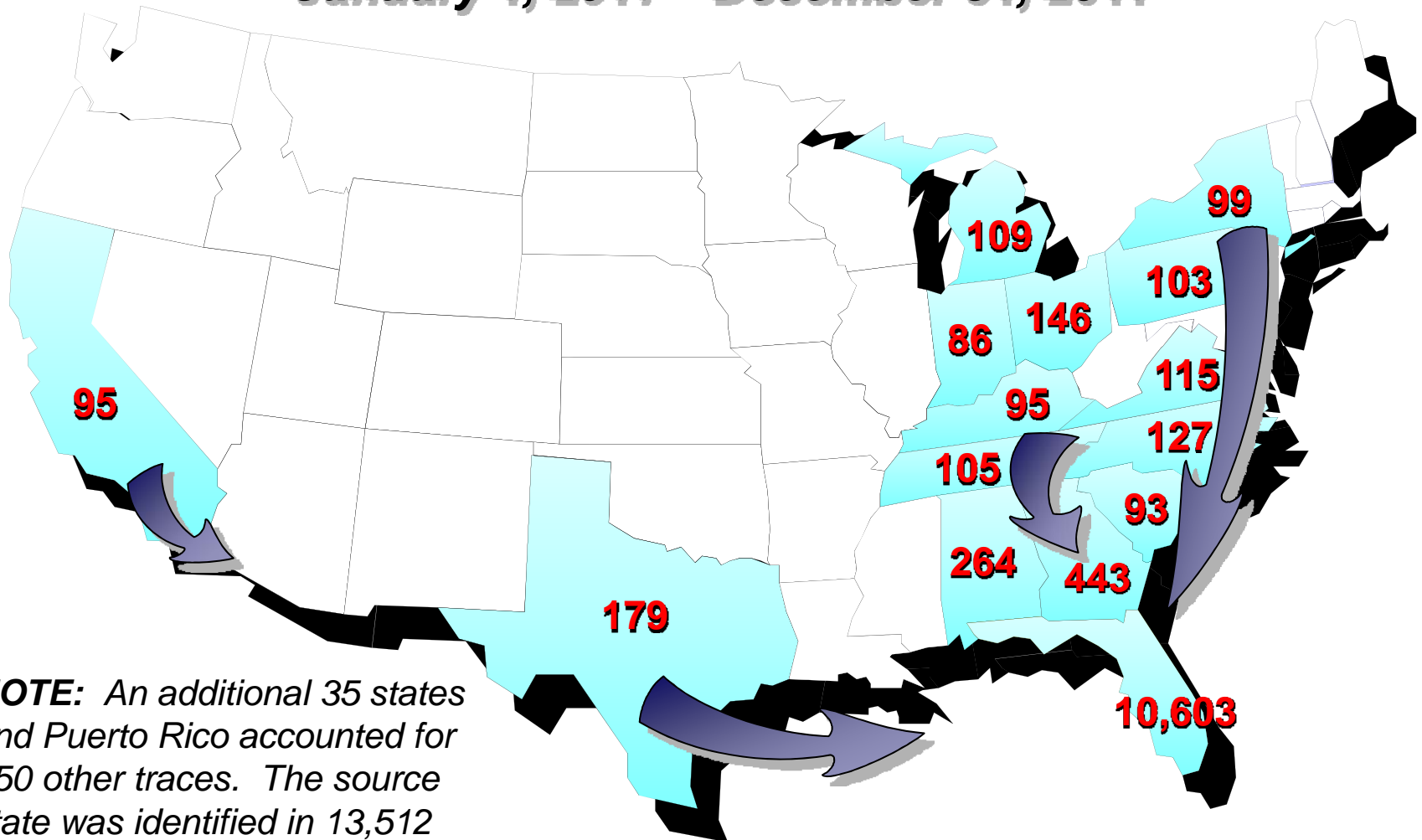
# ***Top Categories Reported on Firearm Traces with a Florida Recovery***

***January 1, 2011 – December 31, 2011***



# Top 15 **Source** States for Firearms with a Florida Recovery

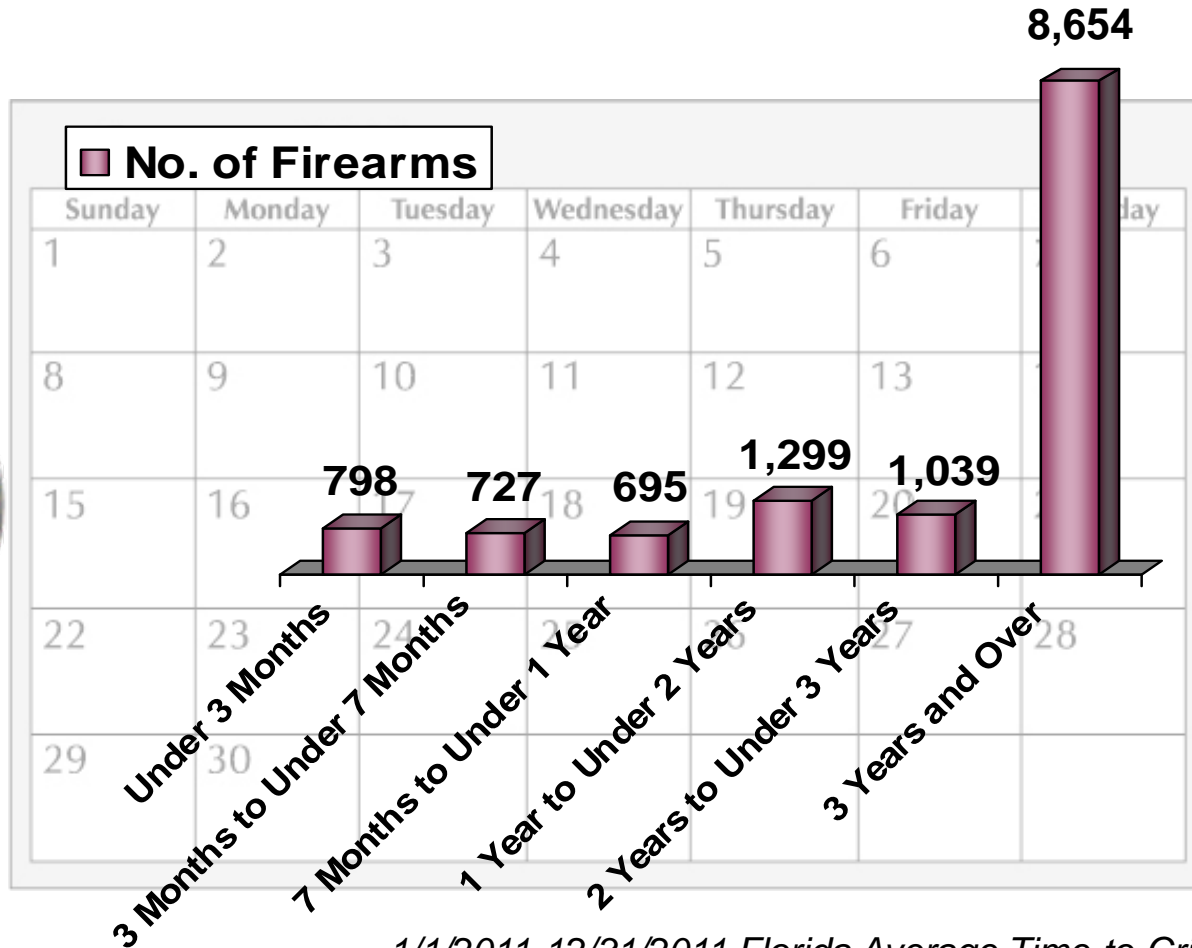
January 1, 2011 – December 31, 2011



**NOTE:** An additional 35 states and Puerto Rico accounted for 850 other traces. The source state was identified in 13,512 total traces.

# Time-To-Crime Rates for Firearms with a Florida Recovery

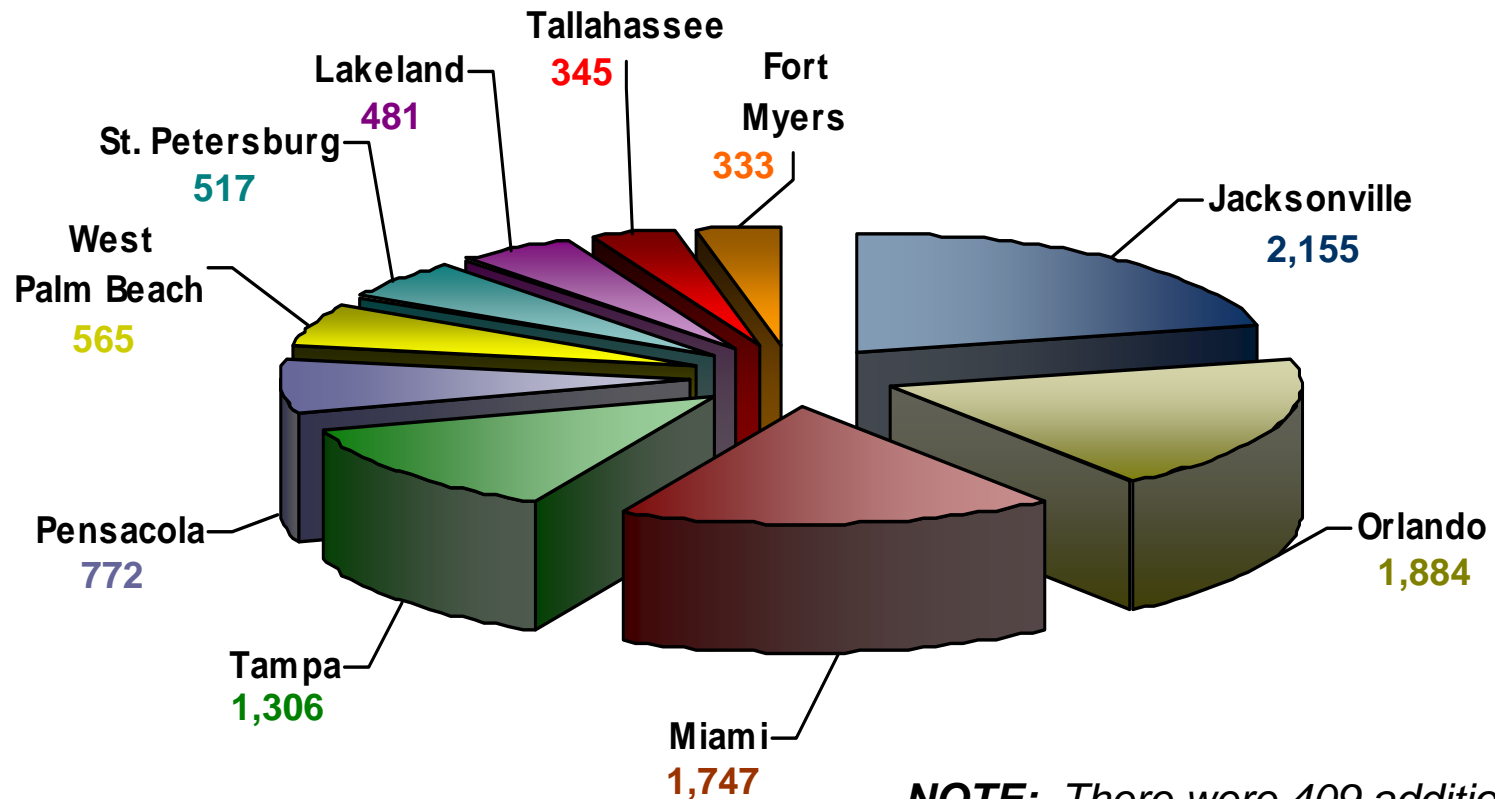
January 1, 2011 – December 31, 2011



1/1/2011-12/31/2011 Florida Average Time-to-Crime: **10.11 Years**  
 1/1/2011-12/31/2011 National Average Time-to-Crime: **11.20 Years**

# Top Recovery Cities for Firearms with a Florida Recovery

January 1, 2011 – December 31, 2011



**NOTE:** There were 409 additional municipalities that accounted for 8,955 other traces. The recovery city could not be determined for 80 traces.



# ***Analytical Criteria Used to Compile the Enclosed Statistics***

## **● Total Number of Firearms Recovered and Traced**

- Includes traces with a recovery state of Florida. Traces in which the recovery state was not provided were included when the requesting agency state was equal to Florida.
- Includes Firearms Recovered and Traced between 1/1/2011 – 12/31/2011, or, if the recovery date was blank, the trace entry date was between 1/1/2011 – 12/31/2011.
- Duplicate traces, Firearms Not Recovered, Gun Buyback and Firearms Turned In are not included in this figure.
- Data was extracted from the Firearms Tracing System (FTS) on May 1, 2012.
- All traces may not have been submitted or completed at the time of this study.

## **● Firearm Types with a Florida Recovery**

- Includes same criteria as Total Number of Firearms Recovered and Traced.

## **● Top Categories Reported on Firearm Traces with a Florida Recovery**

- Includes same criteria as Total Number of Firearms Recovered and Traced. Beginning in CY 2010, attempted homicide, attempted suicide and negligent vehicular manslaughter are reported in separate categories.

## **● Top Source States for Firearms with a Florida Recovery**

- Includes same criteria as Total Number of Firearms Recovered and Traced.
- Traces must identify a purchaser and the state in which the final dealer is located.

## **● Time-to-Crime Rates for Firearms with a Florida Recovery**

- Includes same criteria as Total Number of Firearms Recovered and Traced.
- Traces must identify a purchaser.
- Time-to-Crime was calculated for those traces in which the purchase date could be subtracted from the recovery date.

## **● Top Recovery Cities for Firearms with a Florida Recovery**

- Includes same criteria as Total Number of Firearms Recovered and Traced.
- Includes traces with a recovery city, or, if the recovery city was not provided, the requesting agency had jurisdiction only within that city.