

District of Columbia

**Department of Justice
Bureau of Alcohol, Tobacco,
Firearms and Explosives**

Office of Strategic Intelligence and Information
Data Source: Firearms Tracing System

January 1, 2009 – December 31, 2009



ATF Firearms Trace Data Disclaimer

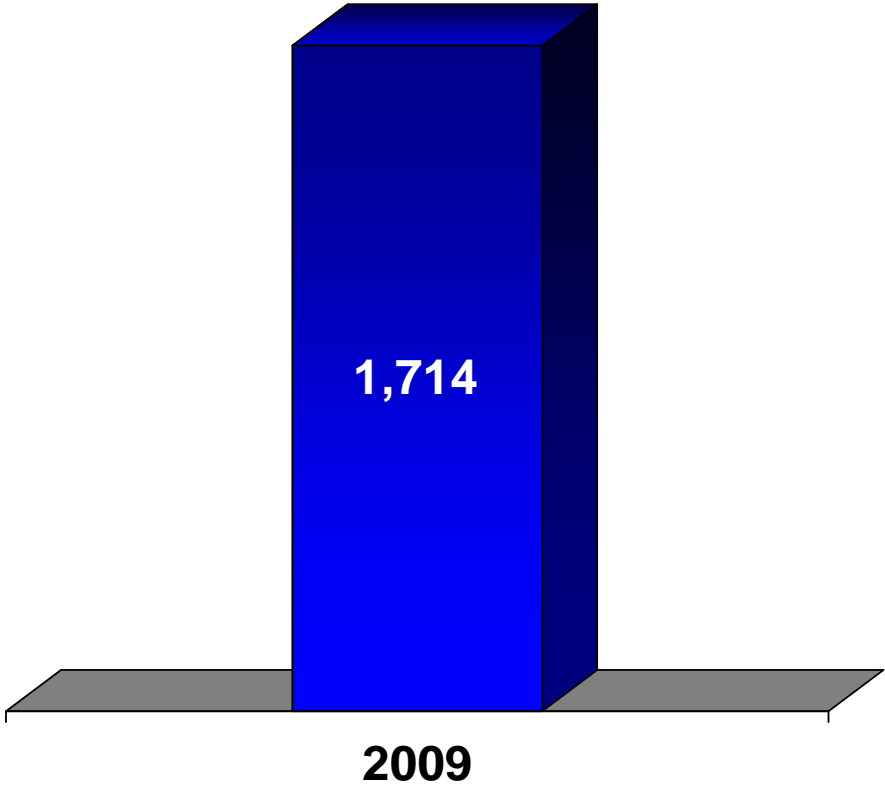


Public L. No. 111-117, Consolidated Appropriations Act of 2010, Sec. 516

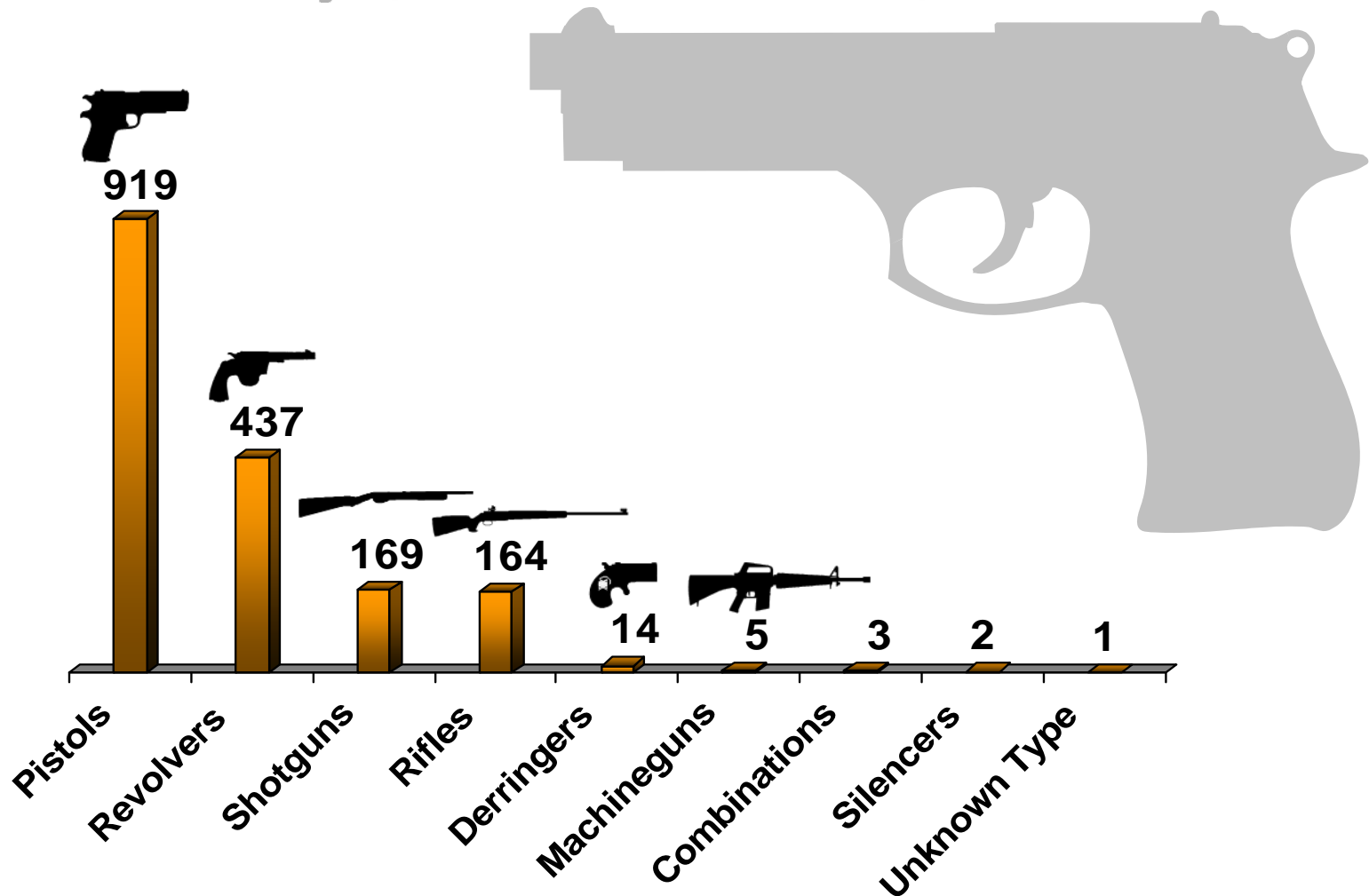
(1) Firearm traces are designed to assist law enforcement authorities in conducting investigations by tracking the sale and possession of specific firearms. Law enforcement agencies may request firearms traces for any reason, and those reasons are not necessarily reported to the Federal Government. Not all firearms used in crime are traced and not all firearms traced are used in crime.

(2) Firearms selected for tracing are not chosen for purposes of determining which types, makes or models of firearms are used for illicit purposes. The firearms selected do not constitute a random sample and should not be considered representative of the larger universe of all firearms used by criminals, or any subset of that universe. Firearms are normally traced to the first retail seller, and sources reported for firearms traced do not necessarily represent the sources or methods by which firearms in general are acquired for use in crime.

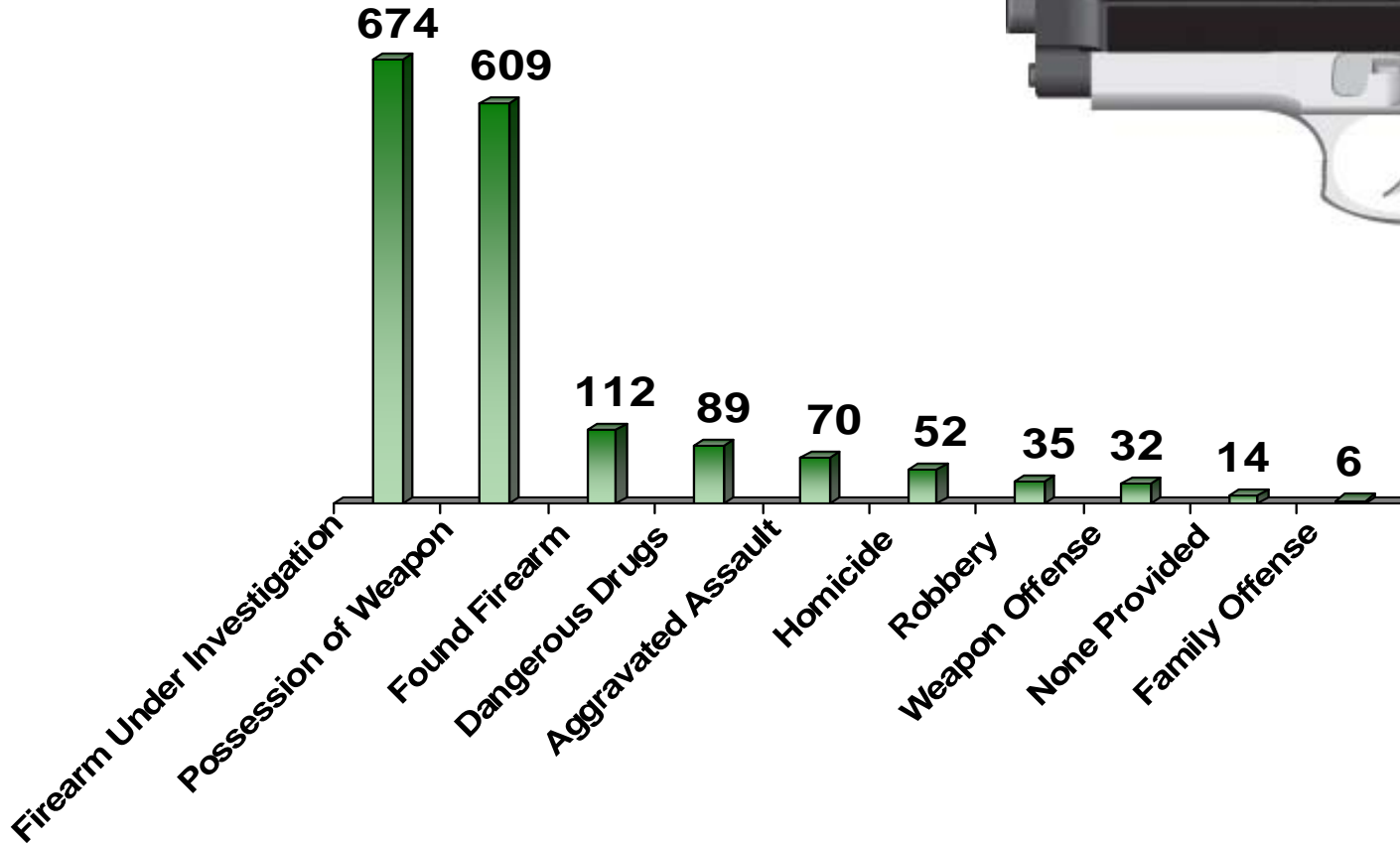
Total Number of Firearms Recovered and Traced in the District of Columbia by Calendar Year



Firearm Types with a District of Columbia Recovery January 1, 2009 – December 31, 2009



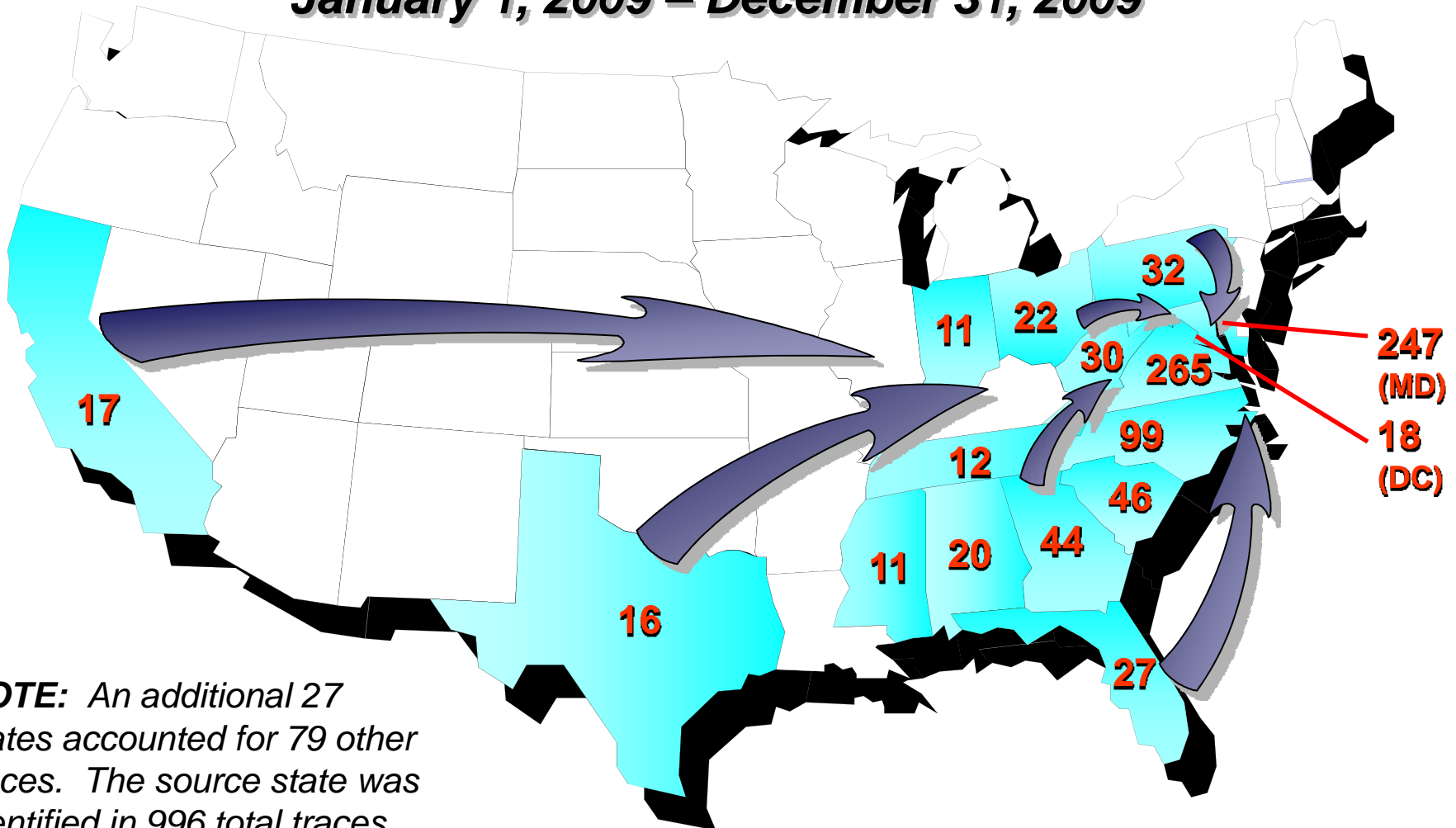
Top Categories Reported on Firearm Traces with a District of Columbia Recovery January 1, 2009 – December 31, 2009



NOTE: *There were 21 additional traces that were associated with other categories.*

Top 15 **Source** States for Firearms with a District of Columbia Recovery

January 1, 2009 – December 31, 2009

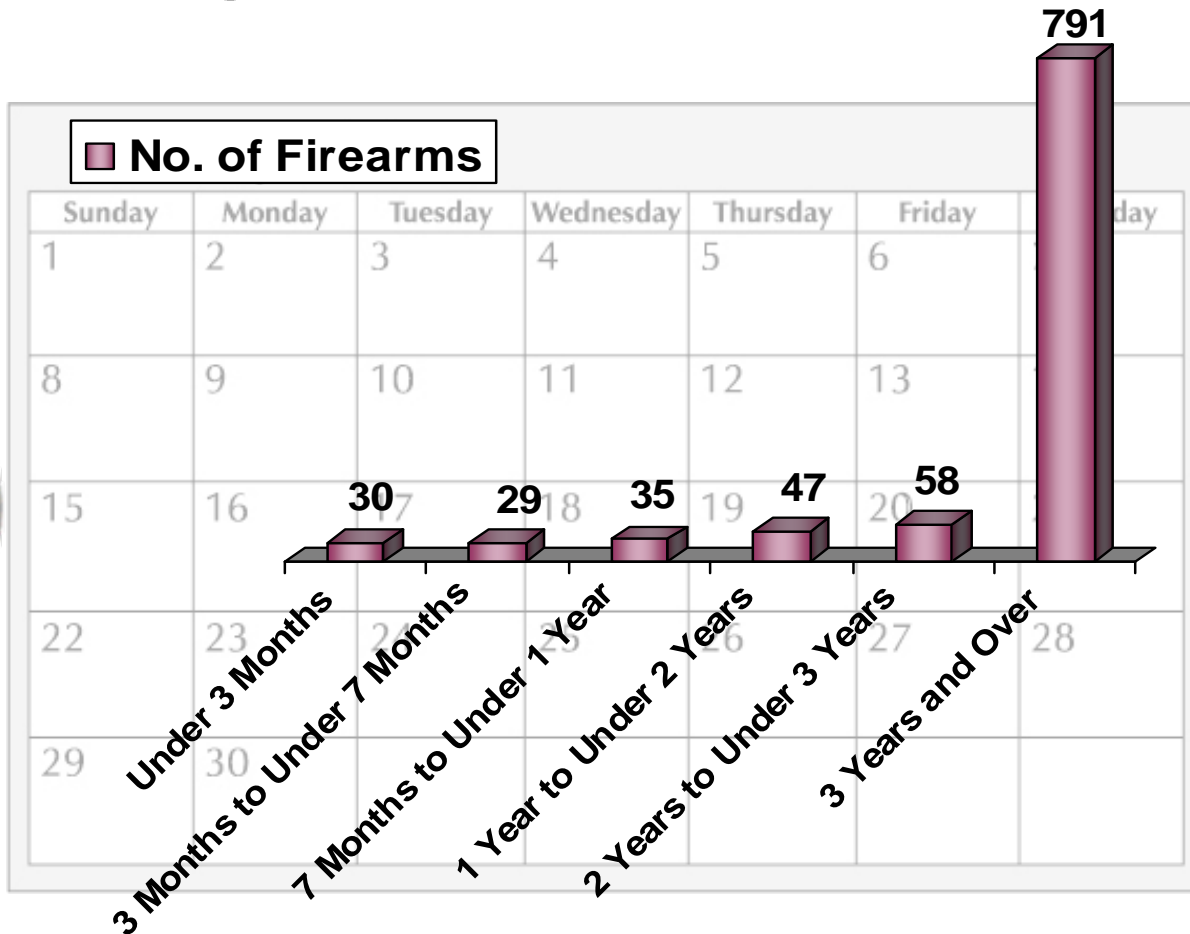


NOTE: An additional 27 states accounted for 79 other traces. The source state was identified in 996 total traces.

*There were 2 states tied with 11 traces each.

Time-To-Crime Rates for Firearms with a District of Columbia Recovery

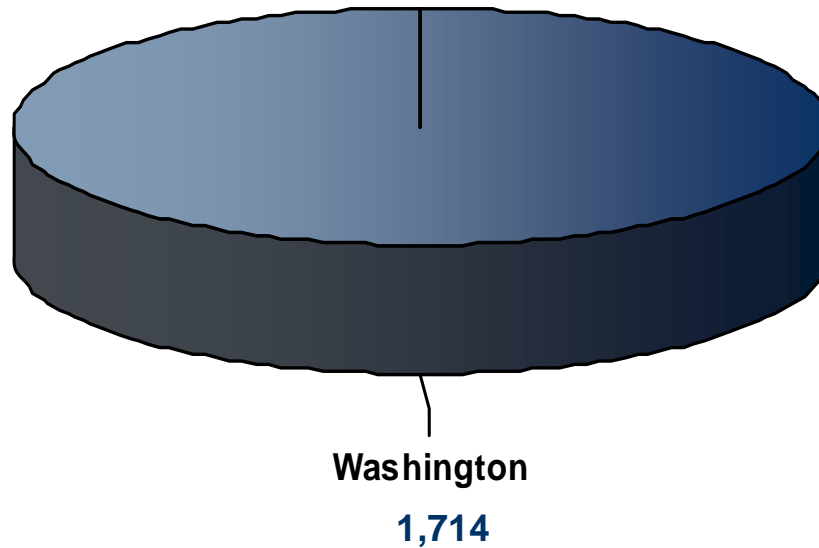
January 1, 2009 – December 31, 2009



1/1/2009-12/31/2009 District of Columbia Average Time-to-Crime: **11.64 Years**

1/1/2009-12/31/2009 National Average Time-to-Crime: **10.77 Years**

Top Recovery Cities for Firearms with a District of Columbia Recovery ***January 1, 2009 – December 31, 2009***



Analytical Criteria Used to Compile the Enclosed Statistics

● Total Number of Firearms Recovered and Traced

- Includes traces with a recovery state of the District of Columbia. Traces in which the recovery state was not provided were included when the requesting agency state was equal to the District of Columbia.
- Includes Firearms Recovered and Traced between 1/1/2009 – 12/31/2009, or, if the recovery date was blank, the trace entry date was between 1/1/2009 – 12/31/2009.
- Duplicate traces, Firearms Not Recovered, Gun Buyback and Firearms Turned In are not included in this figure.
- Data was extracted from the Firearms Tracing System (FTS) on March 9, 2010.
- All traces may not have been submitted or completed at the time of this study.

● Firearm Types with a District of Columbia Recovery

- Includes same criteria as Total Number of Firearms Recovered and Traced.

● Top Categories Reported on Firearm Traces with a District of Columbia Recovery

- Includes same criteria as Total Number of Firearms Recovered and Traced.

● Top Source States for Firearms with a District of Columbia Recovery

- Includes same criteria as Total Number of Firearms Recovered and Traced.
- Traces must identify a purchaser and the state in which the final dealer is located.

● Time-to-Crime Rates for Firearms with a District of Columbia Recovery

- Includes same criteria as Total Number of Firearms Recovered and Traced.
- Traces must identify a purchaser.
- Time-to-Crime was calculated for those traces in which the purchase date could be subtracted from the recovery date.

● Top Recovery Cities for Firearms with a District of Columbia Recovery

- Includes same criteria as Total Number of Firearms Recovered and Traced.
- Includes traces with a recovery city, or, if the recovery city was not provided, the requesting agency had jurisdiction only within that city.