

National Tracing Center Trace Request



Part II - Crime Code Information

2a. NCIC Crime Code**:

Part III - ATF Agent Requesting Trace

3a. Organization Code*
3b. Phone Number:
Fax Number:
E-Mail:
3c. ATF Special Agent
3d. Badge Number
3e. ATF Case Number
3f. Field Office

Part IV - Other Agency Requesting Trace

4a. ORI Number*
4b. Phone Number:
Fax Number:
E-Mail:
4c. Other Agency Office
4d. Badge Number
4e. Other Agency Case Number
4f. Department/Unit

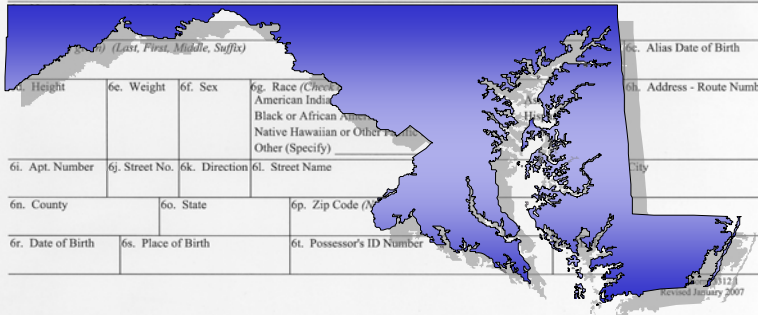
4g. Mailing Address

Part V - Firearms Information

5a. Serial Number* (From Frame or Receiver)
5b. Obliterated (If yes, complete Part IX) Yes No
5c. Firearms Manufacturer
5d. Type*
5e. Caliber*
5f. Model*
5g. Country of Origin* (Importer required if other than U.S.)
5h. Importer*
5i. Additional Markings

Part VI - Possessor Information

6a. Height
6b. Weight
6c. Sex
6d. Race (Choose one)
American Indian
Black or African
Native Hawaiian or Other
Other (Specify)
6e. Alias Date of Birth
6f. Address - Route Number
6g. Apt. Number
6h. Street No.
6i. Direction
6j. Street Name
6k. County
6l. State
6m. Zip Code (XXXX-XXXX)
6n. Date of Birth
6o. Place of Birth
6p. Possessor's ID Number



ATF

Maryland

Department of Justice
Bureau of Alcohol, Tobacco,
Firearms and Explosives

Office of Strategic Intelligence and Information
Data Source: Firearms Tracing System

January 1, 2008 – December 31, 2008



ATF Firearms Trace Data Disclaimer

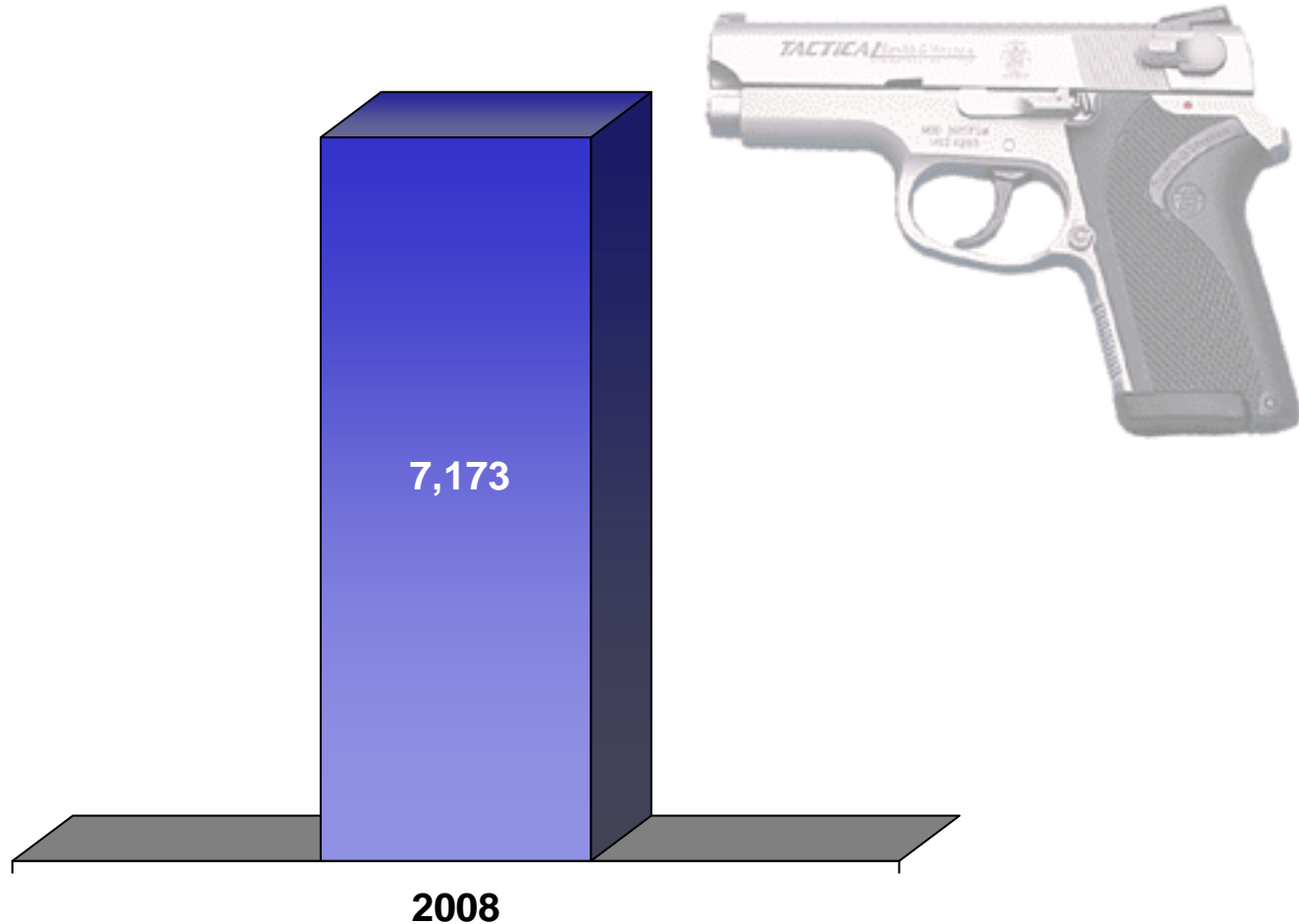


Public L. No. 110-161, Consolidated Appropriations Act of 2008, Sec. 518

(1) Firearm traces are designed to assist law enforcement authorities in conducting investigations by tracking the sale and possession of specific firearms. Law enforcement agencies may request firearms traces for any reason, and those reasons are not necessarily reported to the Federal Government. Not all firearms used in crime are traced and not all firearms traced are used in crime.

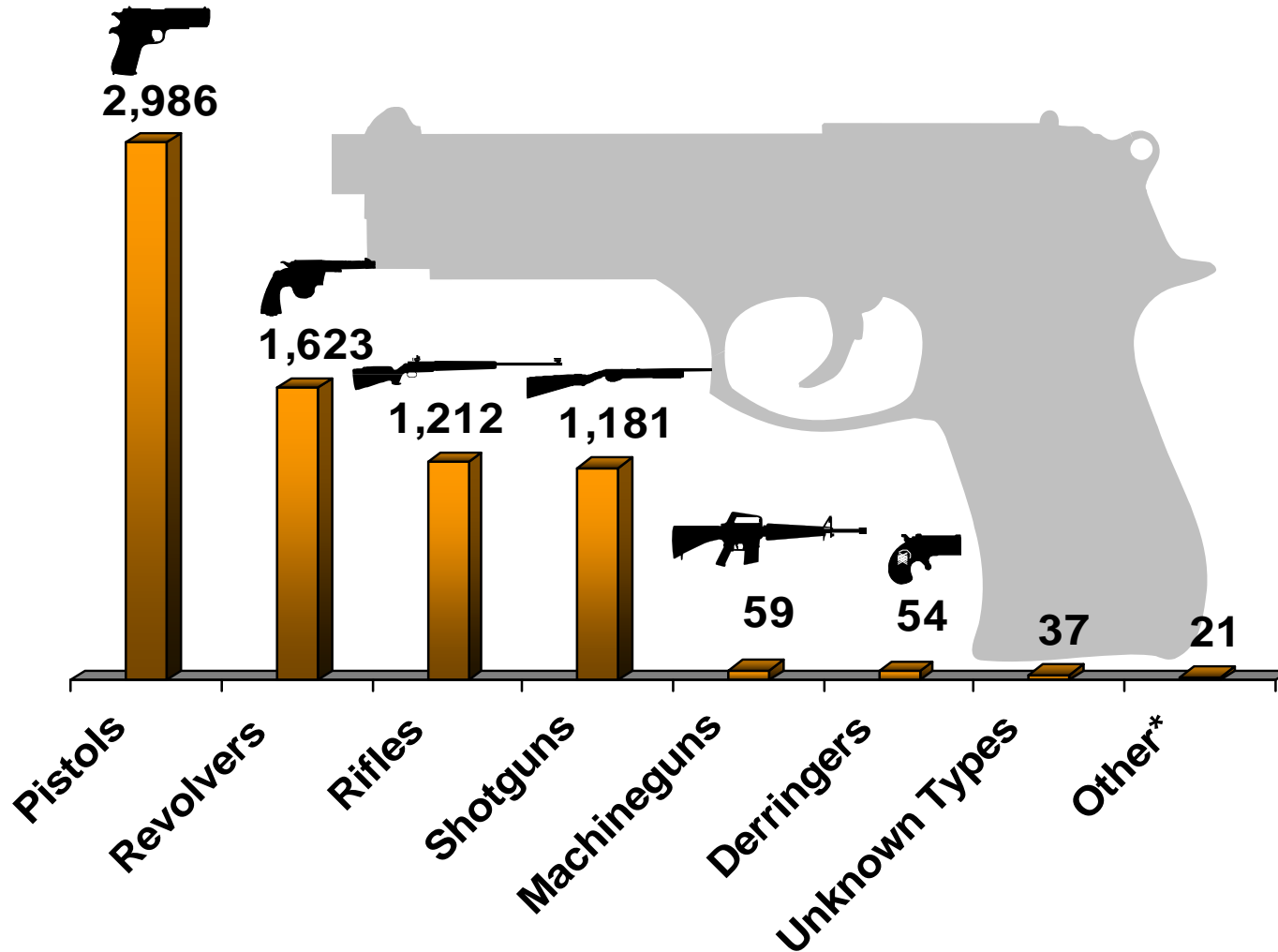
(2) Firearms selected for tracing are not chosen for purposes of determining which types, makes or models of firearms are used for illicit purposes. The firearms selected do not constitute a random sample and should not be considered representative of the larger universe of all firearms used by criminals, or any subset of that universe. Firearms are normally traced to the first retail seller, and sources reported for firearms traced do not necessarily represent the sources or methods by which firearms in general are acquired for use in crime.

Total Number of Firearms Recovered and Traced in Maryland by Calendar Year



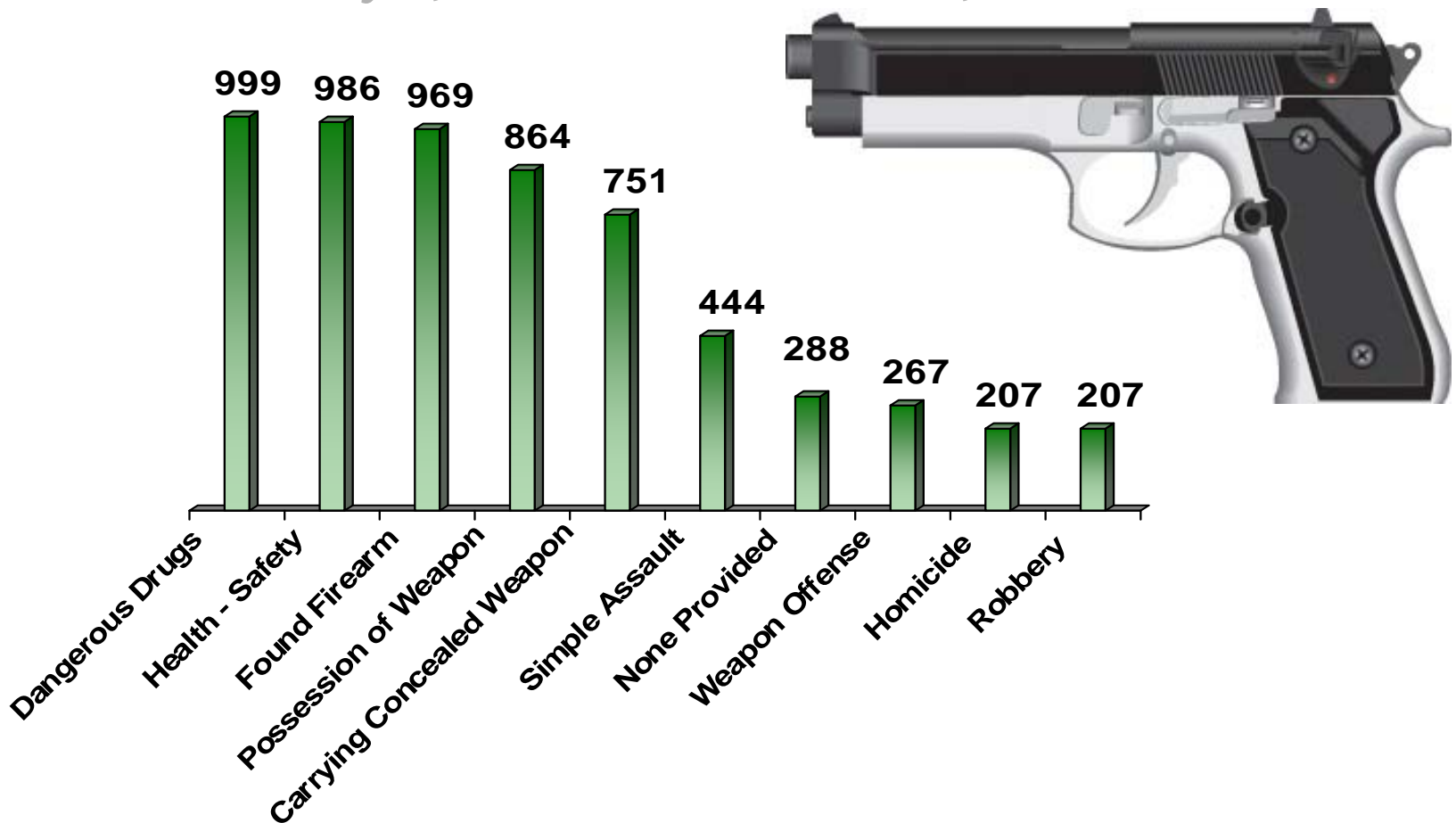
Firearm Types with a Maryland Recovery

January 1, 2008 – December 31, 2008



**Other includes Combination, Silencer, and Destructive Device firearms.*

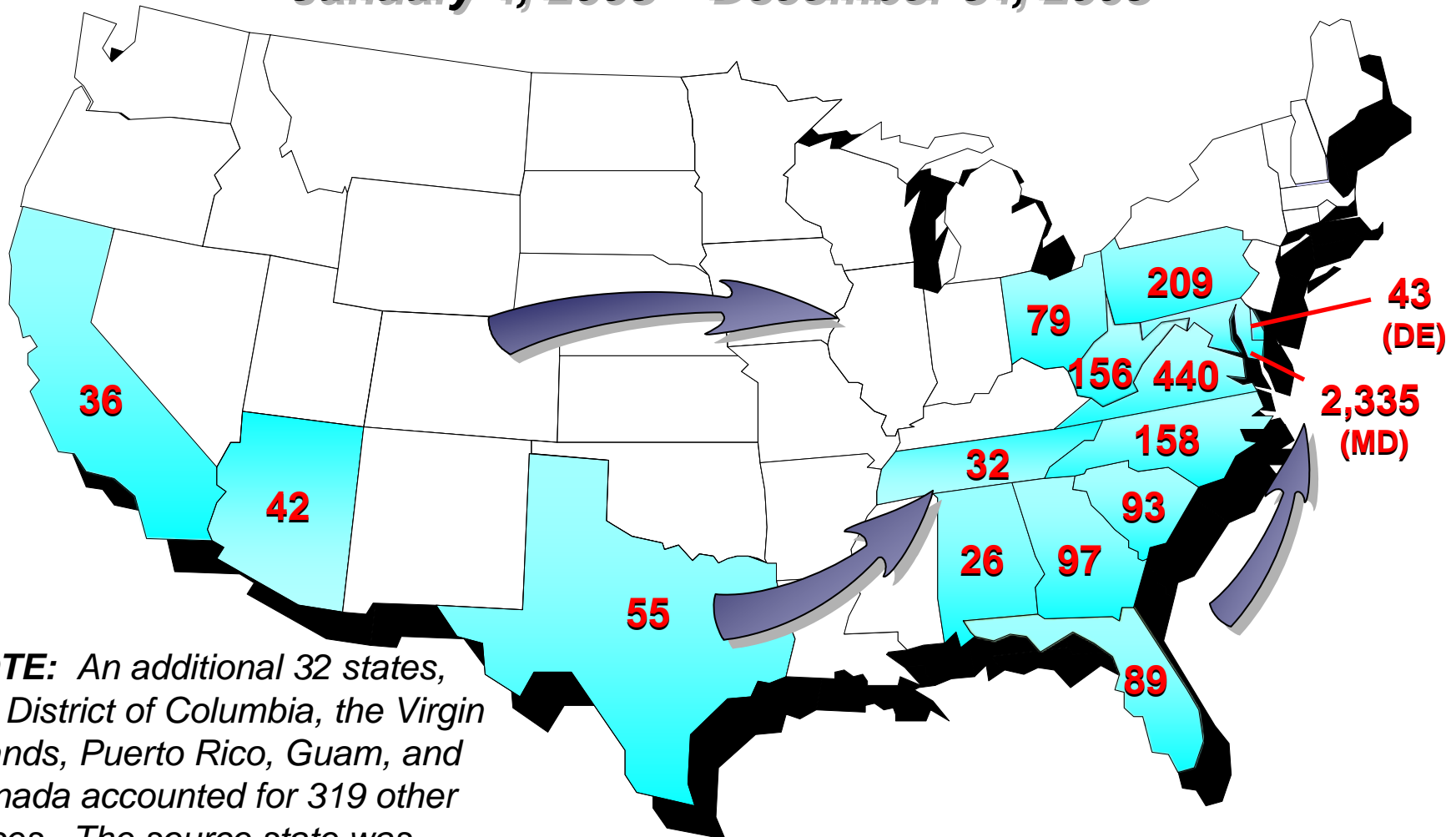
Top Categories Reported on Firearm Traces with a Maryland Recovery January 1, 2008 – December 31, 2008



NOTE: *There were 1,191 additional traces that were associated with other categories.*

Top 15 **Source** States for Firearms with a Maryland Recovery

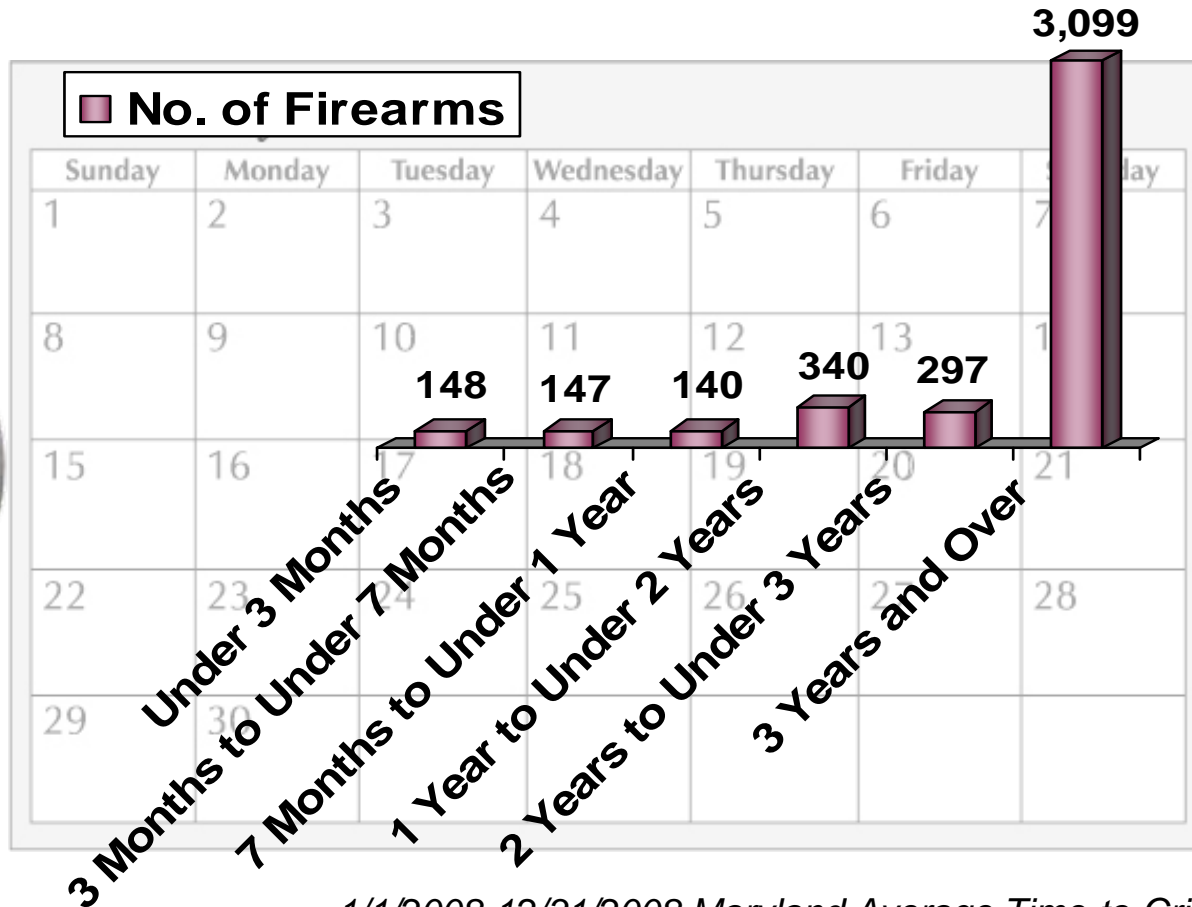
January 1, 2008 – December 31, 2008



NOTE: An additional 32 states, the District of Columbia, the Virgin Islands, Puerto Rico, Guam, and Canada accounted for 319 other traces. The source state was identified in 4,209 total traces.

Time-To-Crime Rates for Firearms with a Maryland Recovery

January 1, 2008 – December 31, 2008

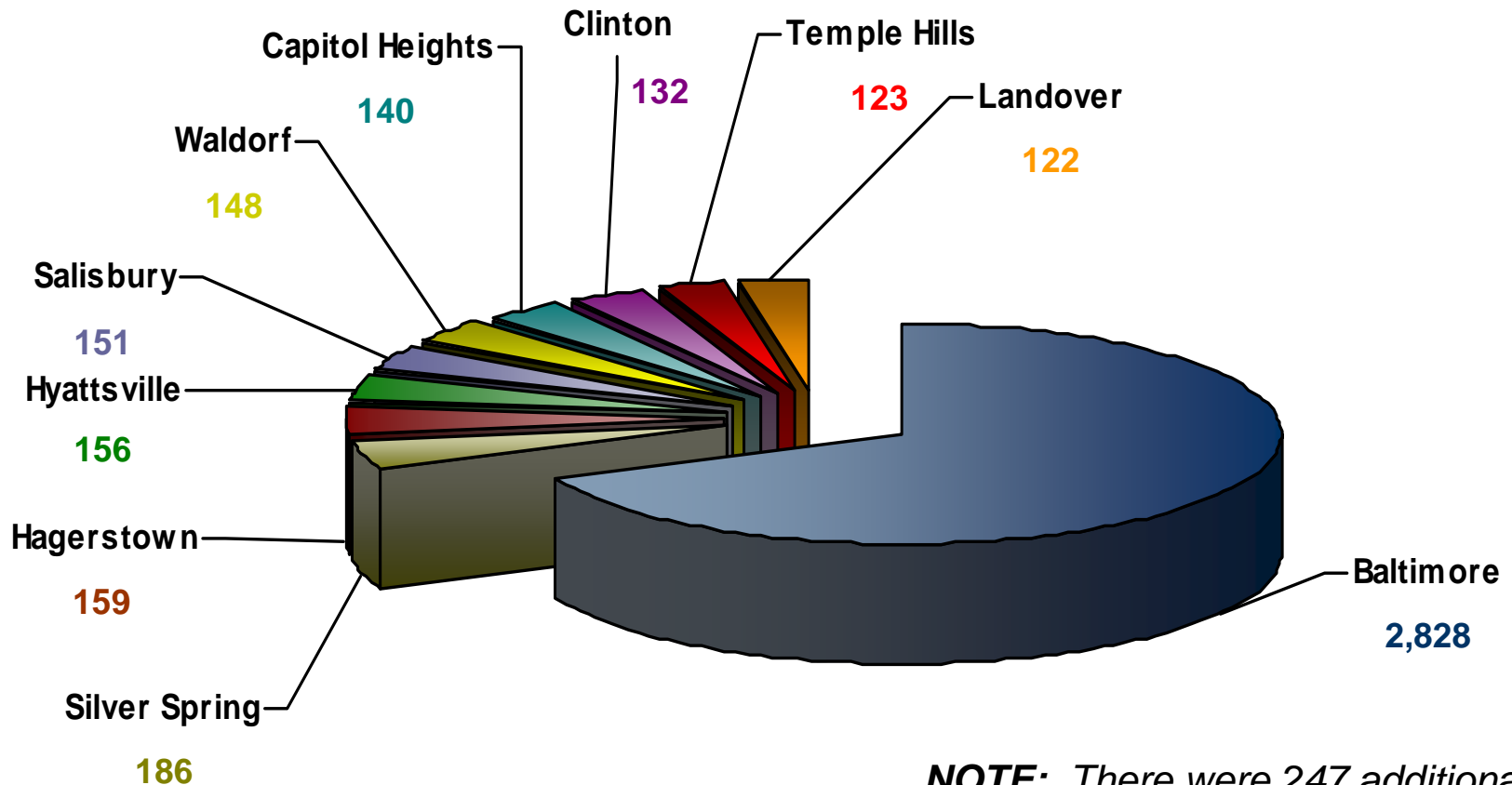


1/1/2008-12/31/2008 Maryland Average Time-to-Crime: **11.55 Years**

1/1/2008-12/31/2008 National Average Time-to-Crime: **10.39 Years**

Top Recovery Cities for Firearms with a Maryland Recovery

January 1, 2008 – December 31, 2008



NOTE: There were 247 additional municipalities that accounted for 3,014 other traces. The recovery city could not be determined for 14 traces.

Analytical Criteria Used to Compile the Enclosed Statistics

● Total Number of Firearms Recovered and Traced

- Includes traces with a recovery state of Maryland. Traces in which the recovery state was not provided were included when the requesting agency state was equal to Maryland.
- Includes Firearms Recovered and Traced between 1/1/2008 – 12/31/2008, or, if the recovery date was blank, the trace entry date was between 1/1/2008 – 12/31/2008.
- Duplicate traces, Firearms Not Recovered, Gun Buyback and Firearms Turned In are not included in this figure.
- Data was extracted from the Firearms Tracing System (FTS) on May 19, 2009.

● Firearm Types with a Maryland Recovery

- Includes same criteria as Total Number of Firearms Recovered and Traced.

● Top Categories Reported on Firearm Traces with a Maryland Recovery

- Includes same criteria as Total Number of Firearms Recovered and Traced.

● Top Source States for Firearms with a Maryland Recovery

- Includes same criteria as Total Number of Firearms Recovered and Traced.
- Traces must identify a purchaser and the state in which the final dealer is located.

● Time-to-Crime Rates for Firearms with a Maryland Recovery

- Includes same criteria as Total Number of Firearms Recovered and Traced.
- Traces must identify a purchaser.
- Time-to-Crime was calculated for those traces in which the purchase date could be subtracted from the recovery date.

● Top Recovery Cities for Firearms with a Maryland Recovery

- Includes same criteria as Total Number of Firearms Recovered and Traced.
- Includes traces with a recovery city, or, if the recovery city was not provided, the requesting agency had jurisdiction only within that city.