

PPI Detailed Report

Data for June 2012



U.S. Department of Labor

U.S. Bureau of Labor Statistics



**Mining • Manufacturing • Services
Agriculture • Utilities • Construction**

PPI Detailed Report

Data for June 2012

Editors

Joseph Kowal
Antonio Lombardozzi
Lana Borgie
Brian Hergt

Vol. 16, No. 6

Contents

| | <i>Page</i> |
|---|-------------|
| Producer Price Indexes, June 2012 | 1 |
| Charts | |
| Finished goods | 5 |
| Intermediate goods | 6 |
| Crude goods | 7 |
| Tables | |
| Producer Price Indexes | |
| 1. Stage of processing | 8 |
| 2. Selected commodity groupings by stage of process | 9 |
| 3. Selected stage of processing groupings, seasonally adjusted | 13 |
| 4. Net output of selected industries and industry groups | 14 |
| 5. Net output of selected industries and their products | 16 |
| 6. Commodity and service groupings and individual items | 97 |
| 7. Durability of product | 155 |
| 8. Special commodity groupings | 156 |
| 9. Material and supply inputs to construction industries..... | 158 |
| 10. Experimental final demand | 159 |
| 11. Experimental intermediate demand by commodity type | 161 |
| 12. Experimental intermediate demand by production flow | 163 |
| 13. Experimental selected commodity groupings by final demand category | 167 |
| 14. Experimental selected commodity groupings of intermediate demand by commodity type | 170 |
| 15. Experimental selected commodity groupings of intermediate demand by production flow | 173 |
| Technical note | 177 |

Producer Price Index Release Dates

The following is the schedule of release dates for Producer Price Index data for 2012. News releases are issued at 8:30 a.m. eastern time on each release date.

| Reference Month | Release Date |
|-----------------|---------------|
| January 2012 | Feb. 16, 2012 |
| February 2012 | Mar. 15, 2012 |
| March 2012 | Apr. 12, 2012 |
| April 2012 | May 11, 2012 |
| May 2012 | June 13, 2012 |
| June 2012 | July 13, 2012 |
| July 2012 | Aug. 14, 2012 |
| August 2012 | Sep. 13, 2012 |
| September 2012 | Oct. 12, 2012 |
| October 2012 | Nov. 14, 2012 |
| November 2012 | Dec. 13, 2012 |

Producer Price Indexes – June 2012

The Producer Price Index for finished goods increased 0.1 percent in June, seasonally adjusted. Prices for finished goods moved down 1.0 percent in May and declined 0.2 percent in April. At the earlier stages of processing, prices received by manufacturers of intermediate goods decreased 0.5 percent in June, and the crude goods index fell 3.6 percent. On an unadjusted basis, prices for finished goods advanced 0.7 percent for the 12 months ended in June, the same rate as in May. (See table A.)

Stage-of-Processing Analysis

Finished goods

In June, the increase in finished goods prices was led by the index for finished goods less foods and energy, which moved up 0.2 percent. Prices for finished consumer foods rose 0.5 percent. By contrast, the index for finished energy goods declined 0.9 percent.

Finished core: In June, prices for finished goods less foods and energy advanced 0.2 percent for the fourth consecutive month. Accounting for seventy percent of the June increase, the index for light motor trucks moved up 1.4 percent. Higher prices for major household appliances and pet food also contributed to the rise in the finished core index. (See table 2.)

Finished foods: The index for finished consumer foods moved up 0.5 percent in June, the largest advance since a 1.0-percent rise in November 2011. Over ninety percent of the June increase can be traced to prices for meats, which moved up 3.1 percent. An advance in the index for fresh and dry vegetables also was a factor in the rise in finished foods prices.

Finished energy: In June, prices for finished energy goods fell 0.9 percent, the fourth straight decline. The residential

electric power index was a significant factor in the June decrease, dropping 2.1 percent.

Intermediate goods

The Producer Price Index for intermediate materials, supplies, and components fell 0.5 percent in June, the third consecutive decline. Most of the June decrease can be attributed to a 0.7-percent drop in prices for intermediate goods less foods and energy. The index for intermediate energy goods moved down 0.2 percent. By contrast, prices for intermediate foods and feeds advanced 1.0 percent. For the 12 months ended in June, the intermediate goods index fell 1.3 percent, the largest decrease since a 1.8-percent decline for the 12 months ended November 2009. (See table B.)

Intermediate core: The index for intermediate goods less foods and energy fell 0.7 percent in June, the largest decline since a 0.7-percent decrease in February 2009. Over sixty percent of the June decline can be traced to the index for industrial chemicals, which fell 3.6 percent. Lower prices for plastic resins and materials and for steel mill products also were factors in the decrease in the intermediate core index. (See table 2.)

Intermediate energy: Prices for intermediate energy goods moved down 0.2 percent in June, the third consecutive decrease. Most of the June decline can be attributed to an 8.8-percent drop in the index for diesel fuel. Lower prices for lubricating oil base stocks also contributed to the decrease in the intermediate energy goods index.

Intermediate foods: The index for intermediate foods and feeds climbed 1.0 percent in June, the largest advance since a 1.4-percent increase in August 2011. More than half of the June rise can be traced to a 2.2-percent advance in prices for prepared animal feeds.

Chart 1. Monthly percent changes in the Producer Price Index for finished goods, seasonally adjusted: June 2011 – June 2012

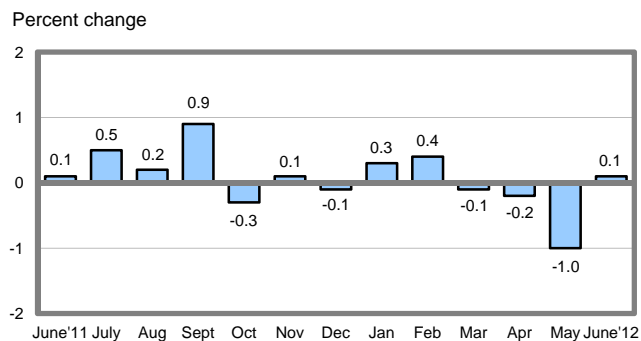


Chart 2. 12-month percent changes in the Producer Price Index for finished goods, not seasonally adjusted: June 2011 – June 2012

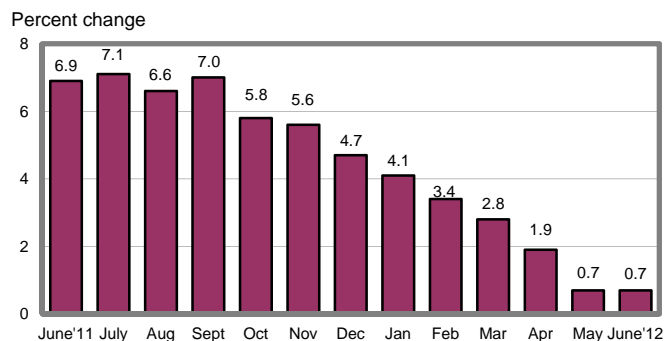


Chart 3. Monthly percent changes in the Producer Price Index for intermediate goods, seasonally adjusted: June 2011 – June 2012

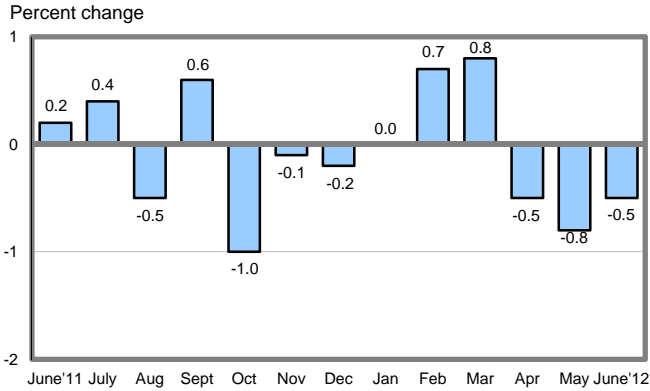


Chart 4. 12-month percent changes in the Producer Price Index for intermediate goods, not seasonally adjusted: June 2011 – June 2012

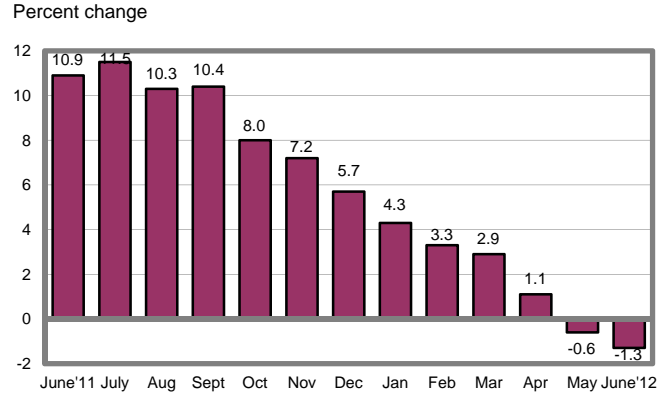


Table A. Monthly and 12-month percent changes in selected stage-of-processing price indexes, seasonally adjusted

| Month | Finished goods | | | | | Intermediate goods | Crude goods |
|-------------------------|----------------|-------|--------|-------------------------|--|--------------------|-------------|
| | Total | Foods | Energy | Except foods and energy | Change in finished goods from 12 months ago (unadj.) | | |
| 2011 | | | | | | | |
| June..... | 0.1 | 0.8 | -1.2 | 0.3 | 6.9 | 0.2 | 0.3 |
| July..... | 0.5 | 1.0 | 0.2 | 0.5 | 7.1 | 0.4 | -0.2 |
| Aug..... | 0.2 | 1.0 | -0.4 | 0.2 | 6.6 | -0.5 | -0.9 |
| Sept..... | 0.9 | 0.5 | 3.0 | 0.3 | 7.0 | 0.6 | 1.7 |
| Oct..... | -0.3 | 0.1 | -1.5 | 0.0 | 5.8 | -1.0 | -1.7 |
| Nov..... | 0.1 | 1.0 | -0.3 | 0.1 | 5.6 | -0.1 | 1.9 |
| Dec..... | -0.1 | -0.7 | -0.3 | 0.2 | 4.7 | -0.2 | -0.6 |
| 2012 | | | | | | | |
| Jan..... | 0.3 | -0.1 | -0.2 | 0.6 | 4.1 | 0.0 | 1.1 |
| Feb. ¹ | 0.4 | -0.2 | 1.8 | 0.1 | 3.4 | 0.7 | 0.9 |
| Mar. ¹ | -0.1 | 0.1 | -1.1 | 0.2 | 2.8 | 0.8 | -2.8 |
| Apr..... | -0.2 | 0.2 | -1.4 | 0.2 | 1.9 | -0.5 | -4.4 |
| May..... | -1.0 | -0.6 | -4.3 | 0.2 | 0.7 | -0.8 | -3.2 |
| June..... | 0.1 | 0.5 | -0.9 | 0.2 | 0.7 | -0.5 | -3.6 |

1 Some of the figures shown above and elsewhere in this release may differ from those previously reported because data for February 2012 have been revised to reflect the availability of late reports and corrections by respondents.

Crude goods

The Producer Price Index for crude materials for further processing fell 3.6 percent in June. For the 3 months ended in June, prices for crude materials dropped 10.8 percent after moving down 0.9 percent from December to March. In June, over half of the broad-based monthly decline can be traced to a 5.1- percent decrease in the index for crude energy materials. Prices for crude nonfood materials less energy and for crude foodstuffs and feedstuffs also fell in June – 4.0 percent and 1.6 percent, respectively. (See table B.)

Crude energy: The index for crude energy materials moved down 5.1 percent in June. From March to June, prices for crude energy materials dropped 16.0 percent, compared with an 8.5-percent decrease for the 3 months ended in March. Most of the monthly decline in June is attributable to the crude petroleum index, which fell 11.7 percent. Lower prices for coal also were a factor in the decrease in the crude energy index. (See table 2.)

Crude core: Prices for crude nonfood materials less energy declined 4.0 percent in June. For the 3 months ended in June, the index for crude nonfood materials less energy fell 7.0 percent following a 2.5-percent increase from December to March. Over eighty percent of the monthly decrease in June can be traced to a 12.8-percent drop in the index for carbon steel scrap. Lower prices for raw cotton also contributed to the decline in crude core prices.

Crude food: The index for crude foodstuffs and feedstuffs decreased 1.6 percent in June. From March to June, prices for crude foodstuffs and feedstuffs fell 7.2 percent, compared with a 5.1-percent rise for the 3 months ended in March. About half of the monthly decline in June is attributable to the index for slaughter poultry, which moved down 6.1 percent. Lower prices for slaughter cattle also were a major factor in the decrease in the index for crude foodstuffs and feedstuffs.

Table B. Monthly and 12-month percent changes in selected price indexes for intermediate goods and crude goods, seasonally adjusted

| Month | Intermediate goods | | | | Crude goods | | | |
|-------------------------|--------------------|--------|-------------------------|--|-------------|--------|-------------------------|---|
| | Foods | Energy | Except foods and energy | Change in intermediate goods from 12 months ago (unadj.) | Foods | Energy | Except foods and energy | Change in crude goods from 12 months ago (unadj.) |
| 2011 | | | | | | | | |
| June..... | 0.8 | 0.5 | 0.1 | 10.9 | 1.8 | -2.0 | 1.8 | 26.1 |
| July..... | 0.8 | 0.9 | 0.3 | 11.5 | -0.1 | -1.2 | 1.3 | 23.1 |
| Aug..... | 1.4 | -2.3 | -0.1 | 10.3 | 3.4 | -6.1 | 0.6 | 18.6 |
| Sept..... | 0.7 | 2.3 | 0.0 | 10.4 | -0.7 | 5.1 | 0.0 | 20.0 |
| Oct..... | -1.1 | -2.2 | -0.6 | 8.0 | -1.9 | -0.1 | -4.3 | 12.8 |
| Nov..... | -0.1 | 0.5 | -0.4 | 7.2 | 1.2 | 4.4 | -2.0 | 14.4 |
| Dec..... | -0.8 | 0.8 | -0.6 | 5.7 | -2.9 | 1.6 | -0.6 | 6.6 |
| 2012 | | | | | | | | |
| Jan..... | -0.1 | -0.9 | 0.4 | 4.3 | 1.9 | -0.6 | 2.3 | 4.3 |
| Feb. ¹ | -0.2 | 0.8 | 0.7 | 3.3 | 0.2 | 1.8 | -0.3 | 1.0 |
| Mar. ¹ | 0.5 | 1.1 | 0.7 | 2.9 | 2.9 | -9.6 | 0.5 | 0.1 |
| Apr..... | 0.4 | -2.7 | 0.2 | 1.1 | -3.5 | -6.8 | -1.8 | -7.3 |
| May..... | 0.0 | -3.3 | -0.2 | -0.6 | -2.3 | -5.0 | -1.3 | -7.7 |
| June..... | 1.0 | -0.2 | -0.7 | -1.3 | -1.6 | -5.1 | -4.0 | -11.4 |

1 Some of the figures shown above and elsewhere in this release may differ from those previously reported because data for February 2012 have been revised to reflect the availability of late reports and corrections by respondents.

Chart 5. Monthly percent changes in the Producer Price Index for crude materials, seasonally adjusted: June 2011 – June 2012

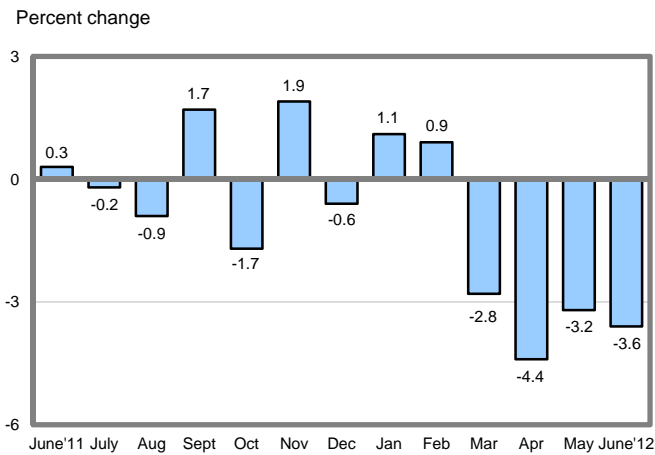
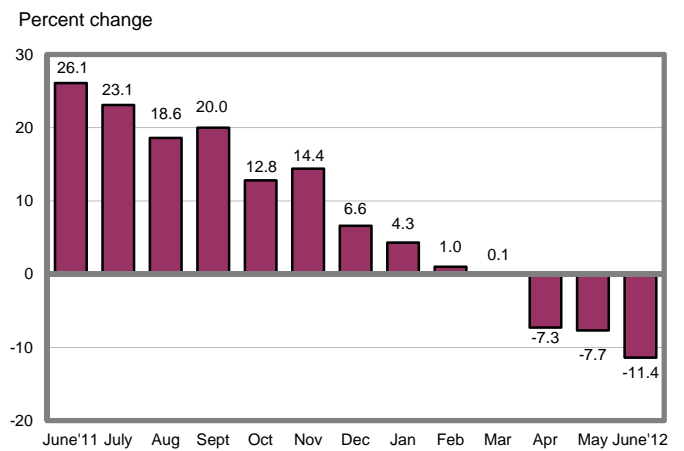


Chart 6. 12-month percent changes in the Producer Price Index for crude materials, not seasonally adjusted: June 2011 – June 2012



Services Analysis

Trade industries: The Producer Price Index for the net output of total trade industries was unchanged in June following five consecutive increases. (Trade indexes measure changes in margins received by wholesalers and retailers.) In June, higher margins received by warehouse clubs and supercenters and by electronic shopping and mail-order houses were offset by lower margins received by family clothing stores and gasoline stations with convenience stores.

Transportation and warehousing industries: The Producer Price Index for the net output of transportation and warehousing industries moved down 0.2 percent in June, the first decrease since a 0.5-percent drop in September 2011.

Accounting for a majority of the June decline, prices received by the truck transportation sector fell 1.1 percent. Lower prices received by the industry groups for air transportation support activities and nonscheduled air transportation also contributed to the decrease in the transportation and warehousing industries index.

Traditional service industries: The Producer Price Index for the net output of total traditional service industries edged up 0.1 percent in June after declining 0.2 percent in May. Leading the June increase, the index for the commercial banking industry rose 1.3 percent. Higher prices received by lessors of nonresidential buildings and by the accommodation sector also were factors in the advance in the total traditional service industries index.

Chart 1. The Finished Goods Index and its component indexes, January 2007 through June 2012, 12-month percentage changes

Percent change

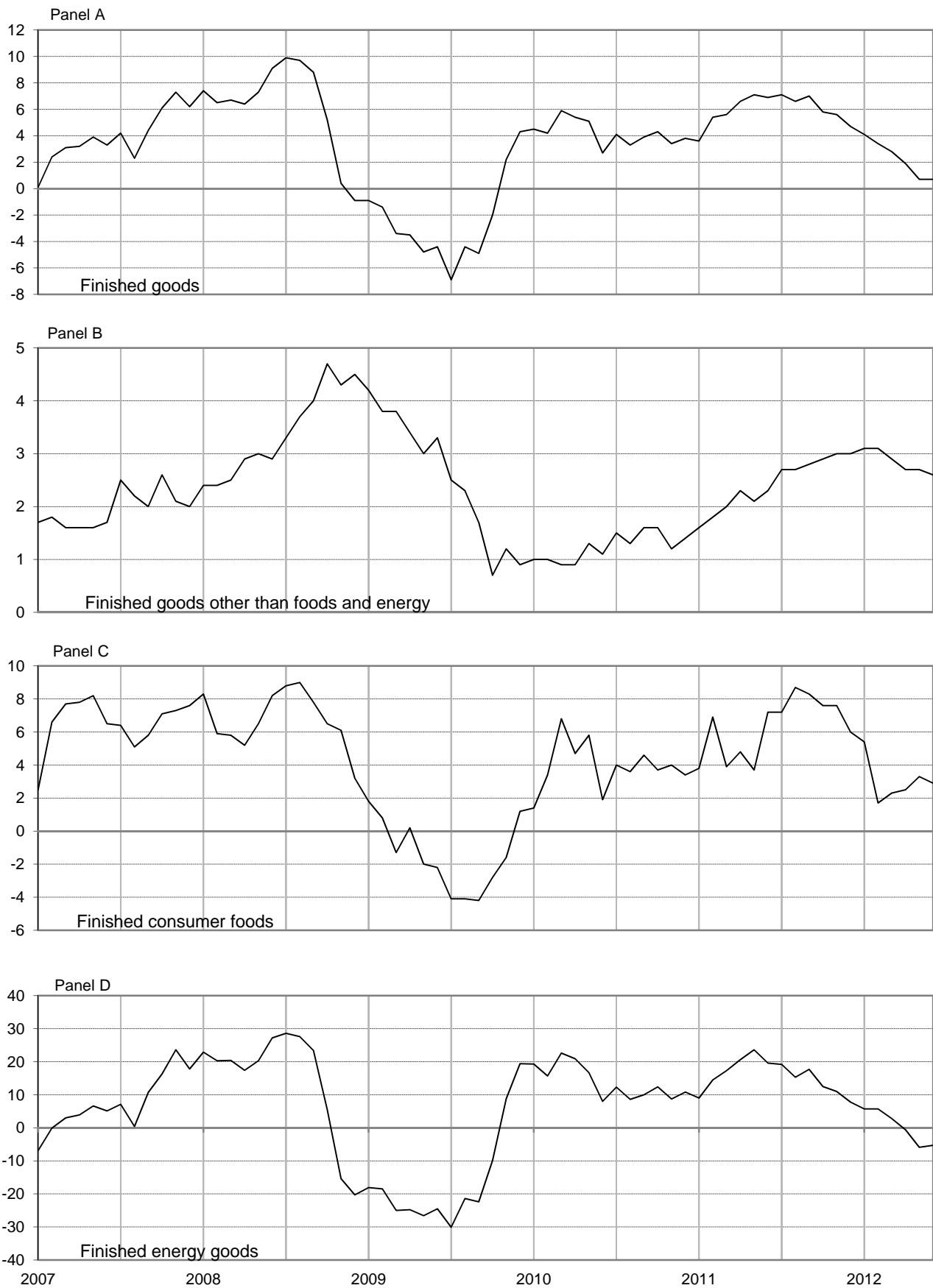


Chart 2. The Intermediate Goods Index and its component indexes, January 2007 through June 2012, 12-month percentage changes

Percent change

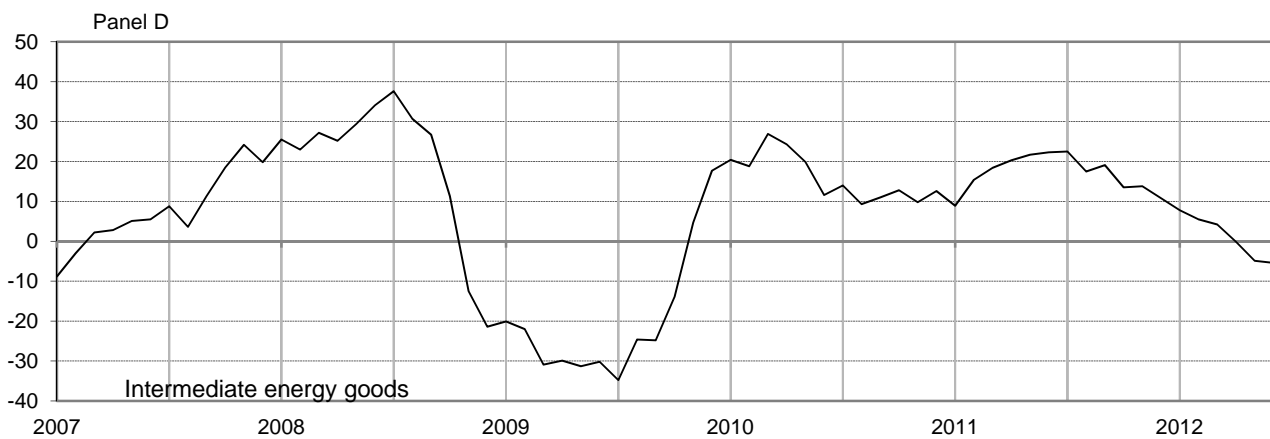
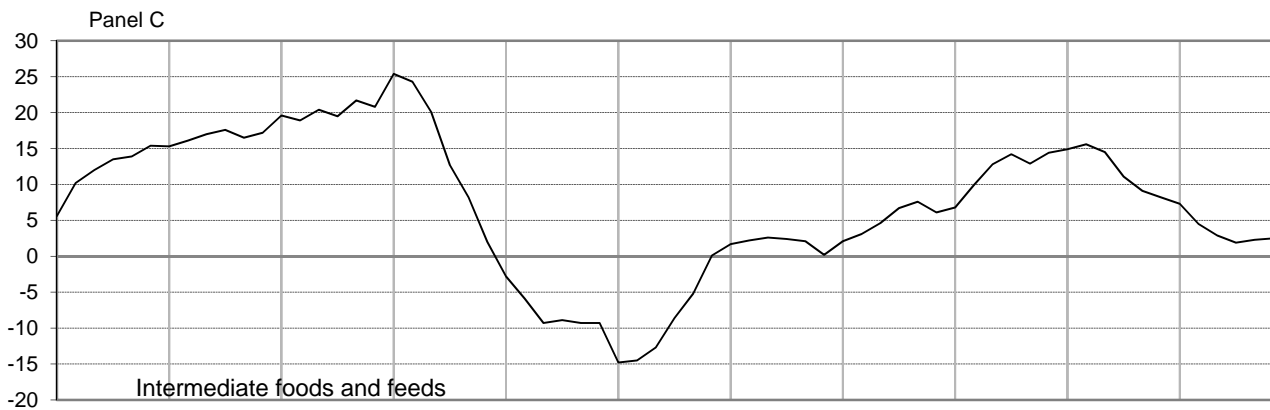
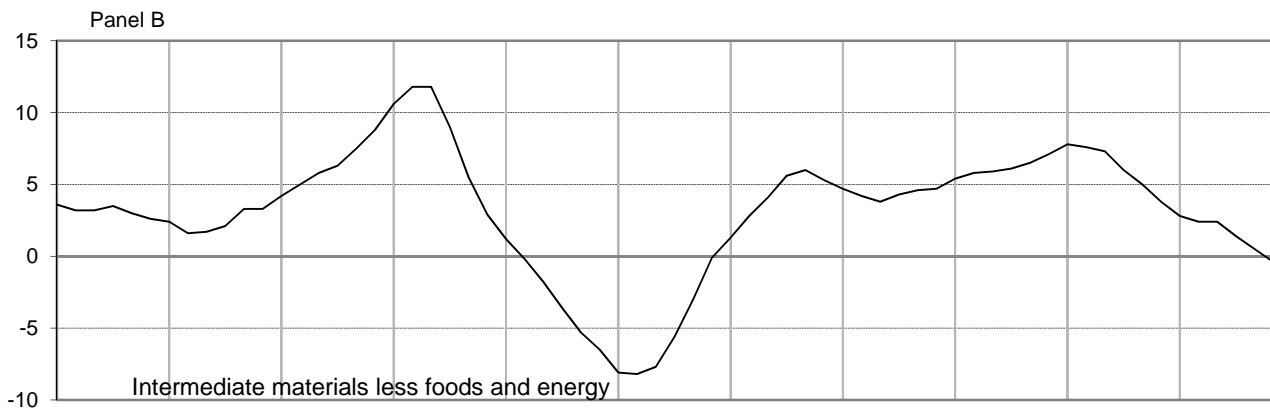
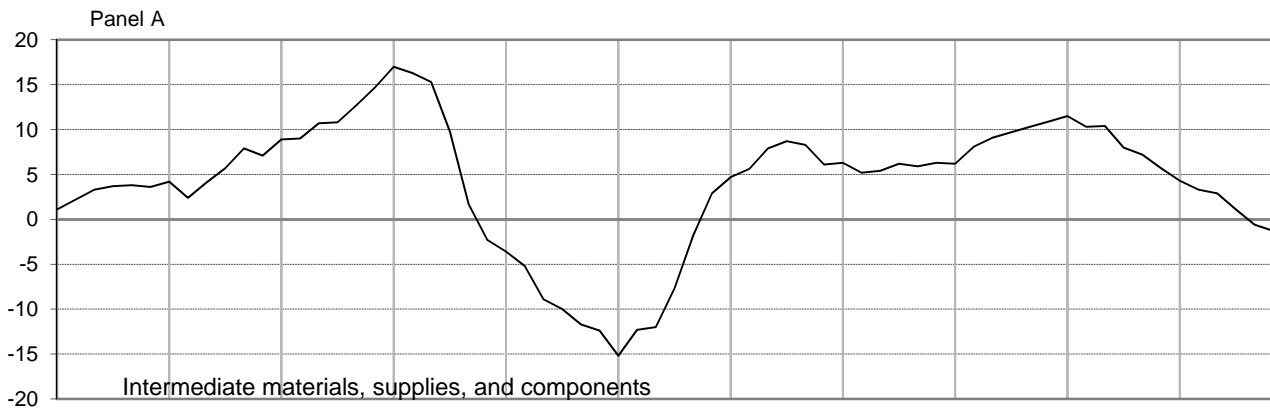
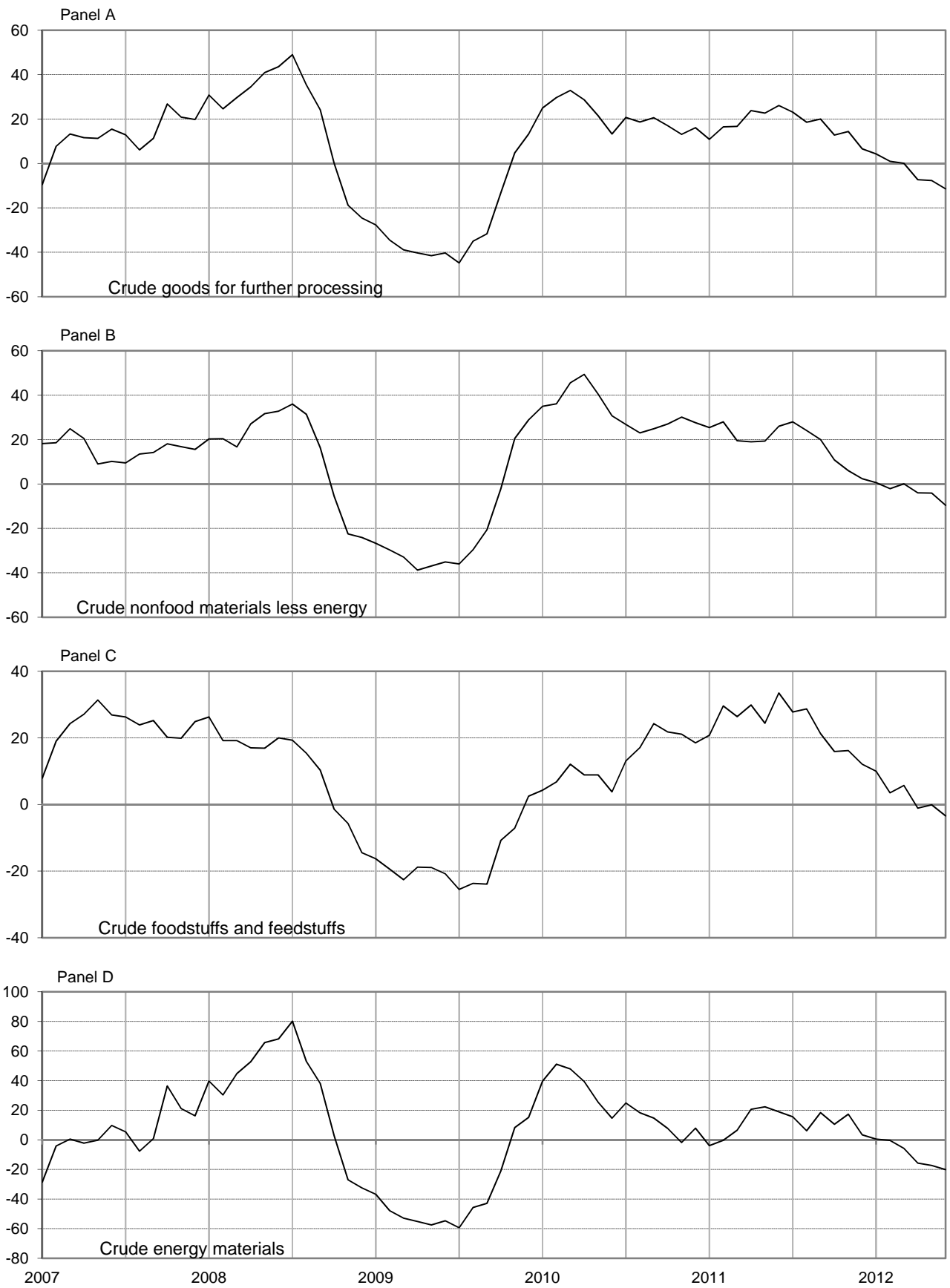


Chart 3. The Crude Goods Index and its component indexes, January 2007 through June 2012, 12-month percentage changes

Percent change



Source: U.S. Bureau of Labor Statistics, Producer Price Index Program

Table 1. Producer price indexes and percent changes by stage of processing
 [1982=100]

| Grouping | Relative importance Dec. 2011 ¹ | Unadjusted index | | | Unadjusted percent change to June 2012 from: | | Seasonally adjusted percent change from: | | |
|--|---|------------------------|-----------------------|------------------------|--|----------|--|-------------|-------------|
| | | Feb. 2012 ² | May 2012 ² | June 2012 ² | June 2011 | May 2012 | Mar. to Apr. | Apr. to May | May to June |
| Finished goods..... | 100.000 | 192.9 | 193.9 | 192.8 | 0.7 | -0.6 | -0.2 | -1.0 | 0.1 |
| Finished consumer goods..... | 73.330 | 205.6 | 207.0 | 205.5 | 0.4 | -0.7 | -0.3 | -1.5 | 0.0 |
| Finished consumer foods..... | 18.778 | 196.7 | 197.3 | 197.9 | 2.9 | 0.3 | 0.2 | -0.6 | 0.5 |
| Crude..... | 1.402 | 159.2 | 158.4 | 165.4 | -3.2 | 4.4 | 2.3 | -2.8 | 2.9 |
| Processed..... | 17.376 | 200.2 | 200.9 | 201.0 | 3.2 | 0.0 | 0.1 | -0.4 | 0.3 |
| Finished consumer goods, excluding foods..... | 54.552 | 207.6 | 209.3 | 207.0 | -0.4 | -1.1 | -0.5 | -1.7 | -0.2 |
| Nondurable goods less foods..... | 40.917 | 233.2 | 235.8 | 232.3 | -1.2 | -1.5 | -0.7 | -2.3 | -0.4 |
| Durable goods..... | 13.635 | 150.3 | 150.0 | 150.2 | 2.2 | 0.1 | 0.1 | 0.0 | 0.5 |
| Capital equipment..... | 26.670 | 162.3 | 162.5 | 162.5 | 1.9 | 0.0 | 0.2 | 0.1 | 0.2 |
| Manufacturing industries..... | 6.091 | 164.8 | 165.2 | 165.1 | 1.6 | -0.1 | 0.0 | 0.2 | 0.1 |
| Nonmanufacturing industries..... | 20.579 | 161.4 | 161.4 | 161.5 | 2.0 | 0.1 | 0.2 | 0.1 | 0.2 |
| Intermediate materials, supplies, and components..... | 100.000 | 200.0 | 201.9 | 200.6 | -1.3 | -0.6 | -0.5 | -0.8 | -0.5 |
| Materials and components for manufacturing..... | 44.573 | 190.5 | 191.9 | 189.4 | -1.6 | -1.3 | 0.1 | -0.6 | -1.3 |
| Materials for food manufacturing..... | 3.264 | 195.2 | 195.3 | 195.8 | 1.0 | 0.3 | -0.4 | -1.0 | 0.7 |
| Materials for nondurable manufacturing..... | 16.019 | 249.4 | 254.3 | 246.9 | -3.7 | -2.9 | 0.3 | -1.0 | -2.9 |
| Materials for durable manufacturing..... | 9.345 | 203.2 | 202.3 | 200.0 | -3.3 | -1.1 | -0.4 | -0.6 | -1.0 |
| Components for manufacturing..... | 15.946 | 147.3 | 147.8 | 147.8 | 1.2 | 0.0 | 0.1 | 0.1 | 0.0 |
| Materials and components for construction..... | 9.136 | 216.8 | 218.6 | 218.5 | 2.2 | 0.0 | 0.3 | 0.1 | 0.0 |
| Processed fuels and lubricants..... | 21.619 | 210.1 | 212.6 | 212.0 | -5.4 | -0.3 | -2.8 | -3.2 | 0.2 |
| Manufacturing industries..... | 5.475 | 204.4 | 208.3 | 213.3 | -4.0 | 2.4 | -2.5 | -3.4 | 2.7 |
| Nonmanufacturing industries..... | 16.144 | 212.6 | 214.6 | 212.2 | -5.9 | -1.1 | -2.8 | -3.2 | -0.6 |
| Containers..... | 2.478 | 206.7 | 207.1 | 206.8 | 0.0 | -0.1 | 0.0 | 0.0 | -0.4 |
| Supplies..... | 22.193 | 186.0 | 188.3 | 188.6 | 1.8 | 0.2 | 0.3 | 0.3 | 0.1 |
| Manufacturing industries..... | 2.833 | 182.1 | 183.9 | 183.5 | 0.6 | -0.2 | 0.5 | 0.0 | -0.2 |
| Nonmanufacturing industries..... | 19.360 | 185.1 | 187.5 | 187.9 | 2.0 | 0.2 | 0.3 | 0.3 | 0.2 |
| Feeds..... | 1.558 | 197.9 | 216.5 | 222.7 | 5.2 | 2.9 | 2.7 | 2.7 | 2.3 |
| Other supplies..... | 17.802 | 185.7 | 186.8 | 186.6 | 1.7 | -0.1 | 0.2 | 0.1 | -0.1 |
| Crude materials for further processing..... | 100.000 | 245.2 | 235.8 | 227.5 | -11.4 | -3.5 | -4.4 | -3.2 | -3.6 |
| Foodstuffs and feedstuffs..... | 35.619 | 190.9 | 190.2 | 188.6 | -3.4 | -0.8 | -3.5 | -2.3 | -1.6 |
| Nonfood materials..... | 64.381 | 274.4 | 258.4 | 245.1 | -15.9 | -5.1 | -4.9 | -3.7 | -4.9 |
| Nonfood materials except fuel ³ | 49.948 | 351.4 | 336.3 | 311.2 | -10.4 | -7.5 | -4.8 | -4.4 | -7.4 |
| Manufacturing ³ | 48.090 | 333.6 | 318.6 | 293.9 | -10.9 | -7.8 | -5.0 | -4.5 | -7.7 |
| Construction..... | 1.858 | 210.5 | 213.1 | 213.1 | 2.8 | 0.0 | 0.9 | -0.3 | 0.3 |
| Crude fuel ⁴ | 14.433 | 142.3 | 125.4 | 131.7 | -31.0 | 5.0 | -5.2 | -0.6 | 5.6 |
| Manufacturing industries..... | 0.546 | 183.6 | 175.4 | 175.1 | -17.2 | -0.2 | -1.2 | 1.7 | 0.5 |
| Nonmanufacturing industries..... | 13.887 | 143.8 | 126.2 | 132.9 | -31.5 | 5.3 | -5.4 | -0.7 | 5.8 |
| Special groupings | | | | | | | | | |
| Finished goods, excluding foods..... | 81.222 ⁵ | 191.1 | 192.2 | 190.8 | 0.3 | -0.7 | -0.3 | -1.1 | -0.1 |
| Intermediate materials less foods and feeds..... | 92.396 ⁶ | 200.4 | 202.2 | 200.7 | -1.6 | -0.7 | -0.5 | -0.9 | -0.6 |
| Intermediate foods and feeds..... | 7.604 ⁶ | 193.4 | 197.4 | 198.9 | 2.5 | 0.8 | 0.4 | 0.0 | 1.0 |
| Crude materials less agricultural products ^{3, 7} | 61.245 ⁸ | 275.1 | 258.2 | 245.0 | -16.3 | -5.1 | -5.0 | -3.7 | -4.8 |
| Finished energy goods..... | 22.631 ⁵ | 190.9 | 194.0 | 188.9 | -5.3 | -2.6 | -1.4 | -4.3 | -0.9 |
| Finished goods less energy..... | 77.369 ⁵ | 184.9 | 185.2 | 185.4 | 2.7 | 0.1 | 0.2 | 0.0 | 0.3 |
| Finished consumer goods less energy..... | 50.699 ⁵ | 195.6 | 196.1 | 196.4 | 3.0 | 0.2 | 0.2 | -0.1 | 0.4 |
| Finished goods less foods and energy..... | 58.591 ⁵ | 181.5 | 181.7 | 181.8 | 2.6 | 0.1 | 0.2 | 0.2 | 0.2 |
| Finished consumer goods less foods and energy..... | 31.921 ⁵ | 195.5 | 195.9 | 196.0 | 3.2 | 0.1 | 0.2 | 0.2 | 0.3 |
| Consumer nondurable goods less foods and energy..... | 18.286 ⁵ | 236.4 | 237.6 | 237.6 | 3.9 | 0.0 | 0.2 | 0.3 | 0.1 |
| Intermediate energy goods..... | 22.994 ⁶ | 215.9 | 218.2 | 216.8 | -5.4 | -0.6 | -2.7 | -3.3 | -0.2 |
| Intermediate materials less energy..... | 77.006 ⁶ | 193.4 | 195.1 | 194.0 | -0.1 | -0.6 | 0.2 | -0.2 | -0.6 |
| Intermediate materials less foods and energy..... | 69.402 ⁶ | 193.2 | 194.7 | 193.2 | -0.4 | -0.8 | 0.2 | -0.2 | -0.7 |
| Crude energy materials ³ | 39.792 ⁸ | 228.1 | 208.4 | 197.3 | -20.1 | -5.3 | -6.8 | -5.0 | -5.1 |
| Crude materials less energy..... | 60.208 ⁸ | 240.5 | 238.4 | 233.2 | -5.9 | -2.2 | -2.8 | -1.9 | -2.5 |
| Crude nonfood materials less energy ⁴ | 24.589 ⁸ | 383.5 | 377.5 | 361.1 | -9.6 | -4.3 | -1.8 | -1.3 | -4.0 |

1 Comprehensive relative importance figures are initially computed after the publication of December indexes and are recalculated after final December indexes are available. Individual items and subtotals may not add exactly to totals because of rounding differences.

2 The indexes for February 2012 have been recalculated to incorporate late reports and corrections by respondents. All indexes are subject to revision 4 months after original publication.

3 Includes crude petroleum.

4 Excludes crude petroleum.

5 Percent of total finished goods.

6 Percent of total intermediate materials.

7 Formerly titled "Crude materials for further processing, excluding crude foodstuffs and feedstuffs, plant and animal fibers, oilseeds, and leaf tobacco."

8 Percent of total crude materials.

Table 2. Producer price indexes and percent changes for selected commodity groupings by stage of processing

[1982=100, unless otherwise indicated]

| Grouping | Commodity code | Unadjusted index | | | Unadjusted percent change to June 2012 from: | | Seasonally adjusted percent change from: | | |
|---|----------------|------------------------|-----------------------|------------------------|--|----------|--|-------------|-------------|
| | | Feb. 2012 ¹ | May 2012 ¹ | June 2012 ¹ | June 2011 | May 2012 | Mar. to Apr. | Apr. to May | May to June |
| Finished goods..... | | 192.9 | 193.9 | 192.8 | 0.7 | -0.6 | -0.2 | -1.0 | 0.1 |
| Finished consumer goods..... | | 205.6 | 207.0 | 205.5 | 0.4 | -0.7 | -0.3 | -1.5 | 0.0 |
| Finished consumer foods..... | | 196.7 | 197.3 | 197.9 | 2.9 | 0.3 | 0.2 | -0.6 | 0.5 |
| Fresh fruits and melons ² | 01-11 | 116.1 | 111.2 | 114.7 | -2.6 | 3.1 | 3.7 | -7.1 | 3.1 |
| Fresh and dry vegetables ² | 01-13 | 148.6 | 161.9 | 165.3 | -11.1 | 2.1 | -5.7 | 2.6 | 2.1 |
| Eggs for fresh use (Dec 1991=100)..... | 01-71-07 | 123.2 | 108.1 | 126.1 | 2.9 | 16.7 | 17.3 | -1.1 | 6.7 |
| Bakery products..... | 02-11 | 260.7 | 260.2 | 261.1 | 3.5 | 0.3 | -0.4 | 0.1 | 0.5 |
| Milled rice ² | 02-13 | 202.8 | 200.7 | 200.2 | 4.8 | -0.2 | 0.8 | 2.1 | -0.2 |
| Pasta products (June 1985=100) ² | 02-14-02 | 207.3 | 211.7 | 204.7 | 11.4 | -3.3 | 2.2 | 0.0 | -3.3 |
| Beef and veal..... | 02-21-01 | 189.9 | 200.7 | 206.1 | 18.6 | 2.7 | 4.3 | -3.5 | 4.9 |
| Pork..... | 02-21-04 | 153.8 | 145.9 | 148.3 | -6.6 | 1.6 | -10.7 | -2.5 | 3.6 |
| Processed young chickens..... | 02-22-03 | 162.8 | 168.3 | 167.1 | 17.0 | -0.7 | -0.2 | 1.5 | -0.4 |
| Processed turkeys..... | 02-22-06 | 146.7 | 147.0 | 144.9 | -2.2 | -1.4 | -0.6 | -1.1 | -2.8 |
| Finfish and shellfish..... | 02-23 | 294.0 | 288.7 | 283.1 | 0.7 | -1.9 | 0.7 | -2.4 | 3.8 |
| Dairy products ² | 02-3 | 189.4 | 185.1 | 183.8 | -8.4 | -0.7 | -0.2 | -0.5 | -0.7 |
| Processed fruits and vegetables..... | 02-4 | 191.1 | 192.0 | 191.9 | 6.1 | -0.1 | 0.4 | 0.1 | 0.1 |
| Confectionery end products ² | 02-55 | 257.8 | 260.5 | 260.8 | 4.1 | 0.1 | 0.3 | 0.4 | 0.1 |
| Soft drinks ² | 02-62 | 192.9 | 192.6 | 190.7 | 2.4 | -1.0 | 1.8 | -1.0 | -1.0 |
| Roasted coffee ² | 02-63-01 | 227.4 | 218.1 | 218.1 | -6.2 | 0.0 | -1.8 | -2.2 | 0.0 |
| Shortening and cooking oils..... | 02-78 | 295.2 | 297.5 | 295.3 | -3.9 | -0.7 | 0.6 | -2.2 | 0.7 |
| Frozen specialties ² | 02-85 | 183.8 | 183.5 | 183.7 | 1.7 | 0.1 | -0.3 | 0.2 | 0.1 |
| Finished consumer goods excluding foods..... | | 207.6 | 209.3 | 207.0 | -0.4 | -1.1 | -0.5 | -1.7 | -0.2 |
| Alcoholic beverages..... | 02-61 | 184.5 | 185.4 | 185.2 | 3.1 | -0.1 | 0.3 | 0.2 | 0.1 |
| Pet food..... | 02-94-02 | 237.1 | 238.2 | 241.6 | 3.2 | 1.4 | -0.1 | 0.0 | 1.1 |
| Women's, girls', & infants' apparel (Dec 2003=100) ² | 03-81-06 | 103.7 | 103.6 | 103.7 | 0.5 | 0.1 | 0.4 | -0.1 | 0.1 |
| Men's and boys' apparel (Dec 2003=100) ² | 03-81-07 | 111.9 | 113.0 | 112.1 | 5.2 | -0.8 | 0.7 | -0.1 | -0.8 |
| Textile furnishings ² | 03-82 | 141.7 | 142.1 | 142.4 | 1.7 | 0.2 | 0.0 | 0.1 | 0.2 |
| Footwear ² | 04-3 | 172.7 | 176.4 | 176.1 | 5.5 | -0.2 | 0.2 | 0.2 | -0.2 |
| Residential electric power (Dec 1990=100)..... | 05-41 | 157.8 | 159.0 | 159.8 | -1.2 | 0.5 | 0.3 | 0.1 | -2.1 |
| Residential gas (Dec 1990=100)..... | 05-51 | 181.6 | 167.0 | 174.0 | -13.5 | 4.2 | -3.1 | -2.5 | 3.5 |
| Gasoline..... | 05-71 | 296.6 | 313.6 | 298.4 | -4.8 | -4.8 | -1.7 | -8.9 | 1.9 |
| Home heating oil and distillates..... | 05-73-02 | 286.4 | 297.5 | 268.9 | -5.2 | -9.6 | -3.4 | 1.5 | -8.3 |
| Pharmaceutical preparations (June 2001=100)..... | 06-38 | 169.4 | 170.4 | 170.0 | 6.7 | -0.2 | 0.4 | 0.7 | -0.1 |
| Soaps and detergents ² | 06-71 | 174.0 | 174.4 | 174.5 | 6.3 | 0.1 | -0.1 | 0.4 | 0.1 |
| Cleaning and polishing products (June 1983=100) ² | 06-72 | 167.3 | 168.0 | 168.4 | 2.9 | 0.2 | -0.1 | 0.1 | 0.2 |
| Cosmetics and other toilet preparations ² | 06-75 | 153.7 | 153.9 | 154.3 | 1.7 | 0.3 | 0.6 | 0.2 | 0.3 |
| Tires, tubes, tread, etc ² | 07-12 | 159.7 | 159.5 | 159.6 | 3.6 | 0.1 | -0.1 | -0.2 | 0.1 |
| Sanitary paper products ² | 09-15-01 | 186.1 | 185.5 | 186.1 | 1.4 | 0.3 | 0.1 | -0.4 | 0.3 |
| Household furniture ² | 12-1 | 195.0 | 196.1 | 196.6 | 2.9 | 0.3 | 0.5 | 0.3 | 0.3 |
| Floor coverings ² | 12-3 | 181.4 | 181.2 | 181.0 | 3.5 | -0.1 | -0.2 | 0.8 | -0.1 |
| Household appliances..... | 12-4 | 116.0 | 116.4 | 117.4 | 5.0 | 0.9 | -0.3 | 0.5 | 0.9 |
| Home electronic equipment ² | 12-5 | 52.7 | 52.8 | 52.4 | 0.8 | -0.8 | 0.0 | 0.2 | -0.8 |
| Lawn and garden equip, ex tractors ² | 12-66 | 143.5 | 141.9 | 142.2 | 1.1 | 0.2 | -0.1 | 0.2 | 0.2 |
| Silverware and hollowware (Dec 2011=100) ² | 12-6A | 99.9 | 100.3 | 99.5 | - | -0.8 | 0.0 | 0.4 | -0.8 |
| Passenger cars..... | 14-11-01 | 131.0 | 131.0 | 130.7 | 0.6 | -0.2 | 0.1 | 0.2 | -0.2 |
| Travel trailers and campers (June 1984=100) ² | 14-16 | 175.5 | 175.7 | 179.2 | 4.6 | 2.0 | 0.0 | 0.0 | 2.0 |
| Toys, games, and children's vehicles ² | 15-11 | 148.2 | 148.5 | 148.1 | 3.3 | -0.3 | 0.3 | -0.6 | -0.3 |
| Sporting and athletic goods ² | 15-12 | 134.2 | 134.6 | 133.8 | 0.8 | -0.6 | 1.0 | 0.1 | -0.6 |
| Tobacco products ² | 15-2 | 626.0 | 626.2 | 627.6 | 5.4 | 0.2 | 0.1 | 0.0 | 0.2 |
| Mobile homes ² | 15-5 | 241.2 | 242.9 | 246.7 | 4.9 | 1.6 | -0.5 | 0.8 | 1.6 |
| Jewelry, platinum, & karat gold ² | 15-94-02 | 238.6 | 237.5 | 238.6 | 8.3 | 0.5 | 0.3 | -1.0 | 0.5 |
| Costume jewelry and novelties ² | 15-94-04 | 164.0 | 163.7 | 164.3 | 2.4 | 0.4 | -0.5 | 0.1 | 0.4 |
| Capital equipment..... | | 162.3 | 162.5 | 162.5 | 1.9 | 0.0 | 0.2 | 0.1 | 0.2 |
| Agricultural machinery and equipment ² | 11-1 | 212.8 | 213.7 | 213.9 | 2.3 | 0.1 | 0.2 | 0.0 | 0.1 |
| Construction machinery and equipment..... | 11-2 | 203.3 | 204.9 | 205.6 | 4.4 | 0.3 | 0.5 | 0.3 | 0.3 |
| Metal cutting machine tools ² | 11-37 | 184.4 | 185.0 | 184.7 | 2.9 | -0.2 | 0.2 | 0.1 | -0.2 |
| Metal forming machine tools ² | 11-38 | 206.4 | 208.5 | 209.3 | 3.3 | 0.4 | -0.6 | 1.0 | 0.4 |
| Tools, dies, jigs, fixtures, and ind. molds ² | 11-39 | 147.1 | 148.0 | 147.9 | 0.7 | -0.1 | 0.0 | 0.0 | -0.1 |
| Pumps, compressors, and equipment..... | 11-41 | 229.0 | 230.3 | 230.4 | 3.2 | 0.0 | 0.3 | 0.2 | 0.2 |
| Industrial material handling equipment ² | 11-44 | 192.7 | 193.7 | 194.7 | 3.7 | 0.5 | 0.7 | 0.3 | 0.5 |
| Electronic computers (Dec 2004=100) ² | 11-51 | 25.8 | 25.3 | 25.0 | -6.0 | -1.2 | 0.4 | -1.2 | -1.2 |

See footnotes at end of table.

Table 2. Producer price indexes and percent changes for selected commodity groupings by stage of processing — Continued
[1982=100, unless otherwise indicated]

| Grouping | Commodity code | Unadjusted index | | | Unadjusted percent change to June 2012 from: | | Seasonally adjusted percent change from: | | |
|--|----------------|------------------------|-----------------------|------------------------|--|-------------|--|-------------|-------------|
| | | Feb. 2012 ¹ | May 2012 ¹ | June 2012 ¹ | June 2011 | May 2012 | Mar. to Apr. | Apr. to May | May to June |
| Capital equipment - Continued | | | | | | | | | |
| Textile machinery ² | 11-62 | 168.2 | 168.4 | 168.3 | 0.7 | -0.1 | 0.0 | 0.0 | -0.1 |
| Paper industries machinery (June 1982=100) ² | 11-64 | 203.0 | 204.6 | 204.6 | 2.1 | 0.0 | 0.3 | -0.1 | 0.0 |
| Printing trades machinery ² | 11-65 | 157.6 | 159.1 | 159.0 | 1.7 | -0.1 | 0.0 | 1.0 | -0.1 |
| Transformers and power regulators ² | 11-74 | 232.4 | 234.7 | 234.7 | 1.6 | 0.0 | 0.4 | 0.3 | 0.0 |
| Communication & related equip (Dec 1985=100)..... | 11-76 | 106.8 | 106.7 | 106.7 | 0.7 | 0.0 | 0.0 | 0.0 | 0.0 |
| X-ray and electromedical equipment..... | 11-79-05 | 88.8 | 88.5 | 88.4 | 0.1 | -0.1 | 0.0 | 0.0 | -0.1 |
| Oil field and gas field machinery..... | 11-91 | 208.1 | 209.2 | 209.1 | 1.9 | 0.0 | 0.0 | 0.4 | 0.0 |
| Mining machinery and equipment..... | 11-92 | 242.6 | 243.9 | 244.1 | 4.0 | 0.1 | 0.3 | -0.1 | 0.0 |
| Office and store machines and equipment ² | 11-93 | 123.2 | 123.2 | 123.2 | 1.1 | 0.0 | 0.0 | -0.1 | 0.0 |
| Commercial furniture ² | 12-2 | 205.0 | 207.3 | 207.0 | 2.8 | -0.1 | 0.4 | 1.8 | -0.1 |
| Light motor trucks..... | 14-11-05 | 159.0 | 157.2 | 157.3 | 2.7 | 0.1 | 0.1 | -0.4 | 1.4 |
| Heavy motor trucks ² | 14-11-06 | 204.4 | 204.4 | 204.7 | 2.8 | 0.1 | 0.3 | 0.0 | 0.1 |
| Truck trailers ² | 14-14 | 195.5 | 197.4 | 197.2 | 2.8 | -0.1 | 0.7 | 0.0 | -0.1 |
| Civilian aircraft (Dec 1985=100)..... | 14-21-02 | 250.4 | 251.1 | 251.7 | 3.5 | 0.2 | 0.3 | 0.2 | 0.0 |
| Ships (Dec 1985=100) ² | 14-31 | 221.3 | 221.0 | 220.6 | -0.2 | -0.2 | -0.1 | 0.0 | -0.2 |
| Railroad equipment ² | 14-4 | 190.1 | 191.7 | 191.1 | 2.3 | -0.3 | 0.1 | 0.7 | -0.3 |
| Signs and advertising displays (Dec 1985=100) ² | 15-9A-04 | 159.0 | 159.1 | 158.9 | 1.1 | -0.1 | 0.4 | 0.1 | -0.1 |
| Intermediate materials, supplies, and components..... | | 200.0 | 201.9 | 200.6 | -1.3 | -0.6 | -0.5 | -0.8 | -0.5 |
| Intermediate foods and feeds..... | | | | | | | | | |
| Flour ² | 02-12-03 | 221.6 | 219.3 | 219.4 | -2.4 | 0.0 | 0.0 | -2.6 | 0.0 |
| Refined sugar and byproducts ² | 02-53 | 211.8 | 209.1 | 207.5 | -3.4 | -0.8 | 0.4 | -0.5 | -0.8 |
| Confectionery materials..... | 02-54 | 176.8 | 176.3 | 175.5 | -5.2 | -0.5 | -9.0 | 0.5 | -0.5 |
| Soft drink beverage bases (Dec 1985=100) ² | 02-64-01-11 | 233.2 | 233.4 | 233.4 | 3.0 | 0.0 | 0.0 | 0.0 | 0.0 |
| Processed eggs ² | 02-83 | 139.8 | 136.9 | 140.8 | -7.6 | 2.8 | 3.2 | -12.9 | 2.8 |
| Prepared animal feeds..... | 02-9 | 198.4 | 213.3 | 219.3 | 4.9 | 2.8 | 2.1 | 1.7 | 2.2 |
| Intermediate materials less foods and feeds..... | | | | | | | | | |
| Synthetic fibers ² | 03-1 | 122.4 | 123.6 | 124.7 | 3.9 | 0.9 | 0.9 | -1.0 | 0.9 |
| Processed yarns and threads ² | 03-2 | 144.9 | 143.0 | 142.3 | -13.0 | -0.5 | -0.5 | -0.8 | -0.5 |
| Gray fabrics ² | 03-3 | 143.5 | 142.8 | 142.9 | -4.1 | 0.1 | -1.9 | 0.2 | 0.1 |
| Finished fabrics ² | 03-4 | 150.9 | 151.3 | 151.2 | 1.5 | -0.1 | 0.1 | 0.5 | -0.1 |
| Industrial textile products ² | 03-83-03 | 155.9 | 157.0 | 159.0 | 3.2 | 1.3 | 0.4 | 0.0 | 1.3 |
| Leather ² | 04-2 | 248.4 | 259.0 | 258.5 | -3.1 | -0.2 | 2.7 | -1.4 | -0.2 |
| Liquefied petroleum gas ² | 05-32 | 336.4 | 311.2 | 234.2 | -37.9 | -24.7 | -7.2 | -9.8 | -24.7 |
| Commercial electric power..... | 05-42 | 179.4 | 183.9 | 188.3 | -0.1 | 2.4 | 0.1 | 0.8 | -0.8 |
| Industrial electric power..... | 05-43 | 200.3 | 201.8 | 206.3 | 0.3 | 2.2 | -0.2 | -0.1 | -0.3 |
| Commercial natural gas (Dec 1990=100) ² | 05-52 | 184.8 | 165.0 | 170.3 | -15.0 | 3.2 | -2.2 | -6.1 | 3.2 |
| Industrial natural gas (Dec 1990=100)..... | 05-53 | 177.1 | 153.6 | 157.5 | -18.8 | 2.5 | -1.1 | -5.4 | 2.5 |
| Natural gas to electric utilities (Dec 1990=100)..... | 05-54 | 158.9 | 147.4 | 152.0 | -10.2 | 3.1 | -3.8 | 0.1 | 1.7 |
| Jet fuels..... | 05-72-03 | 325.9 | 312.8 | 286.1 | -10.2 | -8.5 | -6.2 | -7.1 | -6.6 |
| No 2 Diesel fuel..... | 05-73-03 | 329.2 | 327.7 | 298.1 | -10.7 | -9.0 | -4.2 | -1.4 | -8.8 |
| Residual fuels ² | 05-74 | 297.5 | 300.8 | 276.6 | -5.4 | -8.0 | 0.7 | -7.5 | -8.0 |
| Basic inorganic chemicals ² | 06-13 | 296.9 | 303.3 | 302.4 | -0.7 | -0.3 | -8.0 | 1.5 | -0.3 |
| Basic organic chemicals ² | 06-14 | 319.5 | 329.6 | 315.7 | -9.6 | -4.2 | 1.6 | -2.1 | -4.2 |
| Prepared paint ² | 06-21 | 267.3 | 271.8 | 270.0 | 8.9 | -0.7 | 0.4 | 0.6 | -0.7 |
| Paint materials ² | 06-22 | 282.7 | 304.8 | 302.1 | 19.3 | -0.9 | -0.7 | 3.4 | -0.9 |
| Medicinal and botanical chemicals ² | 06-31 | 176.8 | 177.3 | 177.4 | 0.8 | 0.1 | -0.6 | -0.2 | 0.1 |
| Fats and oils, inedible ² | 06-4 | 338.7 | 354.5 | 341.0 | -4.7 | -3.8 | 1.7 | 0.7 | -3.8 |
| Mixed fertilizers ² | 06-51 | 206.7 | 207.5 | 209.5 | 7.2 | 1.0 | 0.3 | -0.1 | 1.0 |
| Nitrogenates ² | 06-52-01 | 349.0 | 367.5 | 380.3 | 8.8 | 3.5 | 4.4 | 2.8 | 3.5 |
| Phosphates ² | 06-52-02 | 288.8 | 274.9 | 263.2 | -7.6 | -4.3 | -2.9 | -0.7 | -4.3 |
| Other agricultural chemicals ² | 06-53 | 182.6 | 183.4 | 185.8 | 6.8 | 1.3 | -1.0 | 1.9 | 1.3 |
| Plastic resins and materials ² | 06-6 | 234.9 | 241.2 | 234.9 | -1.5 | -2.6 | 0.1 | 0.6 | -2.6 |
| Synthetic rubber ² | 07-11-02 | 269.7 | 291.5 | 267.5 | -5.7 | -8.2 | 1.5 | -0.7 | -8.2 |
| Plastic construction products ² | 07-21 | 206.4 | 206.7 | 205.8 | 1.9 | -0.4 | 1.9 | -0.7 | -0.4 |
| Unsupported plastic film, sheet, & other shapes ² | 07-22 | 211.0 | 213.8 | 212.5 | -0.6 | -0.6 | -0.3 | 0.2 | -0.6 |
| Plastic parts and components for manufacturing ² | 07-26 | 139.6 | 140.6 | 140.4 | 0.9 | -0.1 | 0.4 | 0.3 | -0.1 |
| Softwood lumber..... | 08-11 | 161.6 | 176.1 | 175.6 | 11.0 | -0.3 | -0.4 | 5.8 | 1.9 |
| Hardwood lumber ² | 08-12 | 183.0 | 183.1 | 181.7 | -2.5 | -0.8 | 0.1 | -0.5 | -0.8 |
| Millwork..... | 08-2 | 213.5 | 215.7 | 216.6 | 3.4 | 0.4 | 0.4 | 0.1 | 0.5 |
| Plywood ² | 08-3 | 180.7 | 189.3 | 191.1 | 14.3 | 1.0 | 1.2 | 1.3 | 1.0 |
| Treated wood (June 1985=100)..... | 08-71-01 | 171.9 | 188.8 | 184.2 | 14.2 | -2.4 | -1.6 | 5.5 | -0.8 |

See footnotes at end of table.

Table 2. Producer price indexes and percent changes for selected commodity groupings by stage of processing — Continued
 [1982=100, unless otherwise indicated]

| Grouping | Commodity code | Unadjusted index | | | Unadjusted percent change to June 2012 from: | | Seasonally adjusted percent change from: | | |
|---|----------------|------------------------|-----------------------|------------------------|--|-------------|--|-------------|-------------|
| | | Feb. 2012 ¹ | May 2012 ¹ | June 2012 ¹ | June 2011 | May 2012 | Mar. to Apr. | Apr. to May | May to June |
| Intermediate materials less foods and feeds - Continued | | | | | | | | | |
| Woodpulp ² | 09-11 | 187.3 | 188.0 | 187.3 | -5.7 | -0.4 | 0.0 | 1.7 | -0.4 |
| Paper ² | 09-13 | 190.9 | 191.3 | 192.1 | 0.2 | 0.4 | -0.3 | 0.3 | 0.4 |
| Paperboard ² | 09-14 | 226.3 | 226.1 | 226.0 | -2.6 | 0.0 | 0.2 | -0.1 | 0.0 |
| Paper boxes and containers | 09-15-03 | 226.4 | 226.0 | 225.9 | -0.7 | 0.0 | -0.1 | -0.3 | -0.6 |
| Building paper and board ² | 09-2 | 169.7 | 177.9 | 179.5 | 10.8 | 0.9 | 1.3 | 1.7 | 0.9 |
| Commercial printing (June 1982=100) ² | 09-47 | 169.5 | 170.2 | 170.0 | 0.1 | -0.1 | 0.0 | 0.0 | -0.1 |
| Foundry and forge shop products ² | 10-15 | 206.6 | 206.9 | 207.0 | 2.6 | 0.0 | 0.2 | -0.1 | 0.0 |
| Steel mill products ² | 10-17 | 217.9 | 215.3 | 212.4 | -3.2 | -1.3 | 0.2 | -0.9 | -1.3 |
| Primary nonferrous metals ² | 10-22 | 225.3 | 212.9 | 206.3 | -16.1 | -3.1 | -2.6 | -3.0 | -3.1 |
| Aluminum mill shapes ² | 10-25-01 | 182.4 | 178.9 | 178.0 | -9.2 | -0.5 | -0.9 | -1.9 | -0.5 |
| Copper and brass mill shapes ² | 10-25-02 | 447.1 | 432.9 | 415.3 | -12.6 | -4.1 | -2.7 | -1.6 | -4.1 |
| Titanium mill shapes ² | 10-25-05 | 202.4 | 200.9 | 202.0 | 1.1 | 0.5 | 1.5 | 0.5 | 0.5 |
| Nonferrous wire and cable ² | 10-26 | 273.4 | 269.7 | 264.0 | -7.3 | -2.1 | 0.7 | -1.9 | -2.1 |
| Metal containers ² | 10-3 | 151.7 | 152.1 | 152.0 | -0.5 | -0.1 | 0.1 | -0.1 | -0.1 |
| Hardware ² | 10-4 | 201.9 | 202.4 | 202.8 | 1.7 | 0.2 | 0.2 | 0.1 | 0.2 |
| Plumbing fixtures and brass fittings | 10-5 | 240.2 | 241.2 | 241.2 | 1.5 | 0.0 | -0.7 | 0.0 | 0.0 |
| Heating equipment ² | 10-6 | 233.0 | 232.9 | 235.5 | 3.8 | 1.1 | 0.0 | 0.0 | 1.1 |
| Fabricated structural metal products | 10-7 | 213.5 | 215.2 | 215.5 | 1.5 | 0.1 | 0.5 | -0.4 | 0.2 |
| Fabricated ferrous wire products (June 1982=100) | 10-88 | 220.2 | 220.5 | 220.6 | 1.5 | 0.0 | -0.8 | 0.8 | -0.6 |
| Other misc metal products ² | 10-89 | 160.3 | 159.9 | 160.0 | 0.6 | 0.1 | -0.2 | -0.1 | 0.1 |
| Mechanical power transmission equipment ² | 11-45 | 246.2 | 247.2 | 248.3 | 3.3 | 0.4 | 0.5 | 0.0 | 0.4 |
| Air conditioning and refrigeration equipment ² | 11-48 | 172.5 | 171.3 | 170.3 | 1.6 | -0.6 | -0.3 | -0.2 | -0.6 |
| Metal valves, ex.fluid power (Dec. 1982=100) | 11-49-02 | 272.3 | 275.8 | 277.1 | 5.4 | 0.5 | 0.5 | 0.0 | 0.1 |
| Ball and roller bearings ² | 11-49-05 | 239.7 | 240.3 | 245.8 | 3.6 | 2.3 | 0.0 | 0.2 | 2.3 |
| Wiring devices ² | 11-71 | 223.6 | 224.8 | 224.8 | 3.2 | 0.0 | 0.2 | 0.5 | 0.0 |
| Motors, generators, motor generator sets ² | 11-73 | 207.2 | 206.8 | 206.8 | 1.7 | 0.0 | -0.2 | 0.0 | 0.0 |
| Switchgear, switchboard, etc, equipment ² | 11-75 | 212.8 | 212.6 | 212.4 | 0.6 | -0.1 | 0.4 | 0.0 | -0.1 |
| Electronic components and accessories ² | 11-78 | 69.5 | 69.4 | 69.3 | -3.1 | -0.1 | -1.1 | 0.3 | -0.1 |
| Internal combustion engines | 11-94 | 165.2 | 166.5 | 165.8 | 0.9 | -0.4 | 0.2 | 0.2 | -0.4 |
| Machine shop products ² | 11-95 | 181.8 | 182.3 | 182.0 | 1.2 | -0.2 | 0.8 | -0.1 | -0.2 |
| Flat glass ² | 13-11 | 113.7 | 113.5 | 113.6 | 1.4 | 0.1 | -0.1 | 0.0 | 0.1 |
| Cement ² | 13-22 | 189.0 | 191.1 | 192.0 | 2.1 | 0.5 | 0.4 | -0.3 | 0.5 |
| Concrete products | 13-3 | 214.0 | 213.3 | 214.0 | 1.5 | 0.3 | 0.2 | -0.5 | 0.3 |
| Asphalt felts and coatings ² | 13-6 | 220.8 | 227.8 | 229.1 | -3.7 | 0.6 | -2.3 | 1.5 | 0.6 |
| Gypsum products ² | 13-7 | 229.1 | 229.0 | 231.5 | 13.2 | 1.1 | -1.9 | 1.2 | 1.1 |
| Glass containers | 13-8 | 187.6 | 188.1 | 188.1 | 2.4 | 0.0 | -0.1 | 0.8 | 0.2 |
| Motor vehicle parts ² | 14-12 | 124.5 | 125.2 | 125.1 | 1.1 | -0.1 | 0.2 | 0.4 | -0.1 |
| Aircraft engines & engine parts (Dec 1985=100) | 14-23 | 210.0 | 210.2 | 211.3 | 3.7 | 0.5 | 0.0 | 0.5 | 0.7 |
| Aircraft parts & aux. equip.,nec (June 1985=100) | 14-25 | 170.6 | 171.0 | 171.3 | 0.0 | 0.2 | 0.3 | 0.2 | 0.2 |
| Photographic supplies ² | 15-42 | 143.4 | 148.9 | 148.9 | 19.7 | 0.0 | 0.0 | 0.9 | 0.0 |
| Medical/surgical/personal aid devices | 15-6 | 172.9 | 172.0 | 172.5 | 0.4 | 0.3 | -0.2 | -0.1 | 0.2 |
| Crude materials for further processing | | 245.2 | 235.8 | 227.5 | -11.4 | -3.5 | -4.4 | -3.2 | -3.6 |
| Crude foodstuffs and feedstuffs | | 190.9 | 190.2 | 188.6 | -3.4 | -0.8 | -3.5 | -2.3 | -1.6 |
| Wheat ² | 01-21 | 193.3 | 183.7 | 186.4 | -20.8 | 1.5 | -3.5 | -3.2 | 1.5 |
| Corn | 01-22-02 | 256.8 | 249.7 | 247.6 | -17.9 | -0.8 | -5.6 | -4.5 | -4.5 |
| Slaughter cattle ² | 01-31 | 192.3 | 188.7 | 181.7 | 10.0 | -3.7 | -2.0 | 1.0 | -3.7 |
| Slaughter hogs | 01-32 | 107.7 | 103.2 | 117.3 | 4.8 | 13.7 | -7.7 | -8.1 | 20.8 |
| Slaughter chickens | 01-41-02 | 232.9 | 245.3 | 235.8 | 0.5 | -3.9 | -12.0 | 3.4 | -5.5 |
| Slaughter turkeys | 01-42 | 197.4 | 216.0 | 207.9 | 0.8 | -3.8 | 0.8 | -1.6 | -10.4 |
| Raw milk | 01-6 | 132.3 | 122.6 | 120.4 | -24.0 | -1.8 | -3.6 | -4.0 | -4.7 |
| Soybeans ² | 01-83-01-31 | 214.3 | 240.7 | 245.1 | 5.1 | 1.8 | 5.7 | -1.0 | 1.8 |
| Cane sugar, raw ² | 02-52-01 | 191.7 | 180.2 | 181.7 | -5.1 | 0.8 | 1.8 | -8.2 | 0.8 |
| Crude nonfood materials | | 274.4 | 258.4 | 245.1 | -15.9 | -5.1 | -4.9 | -3.7 | -4.9 |
| Raw cotton ² | 01-51 | 153.9 | 158.4 | 138.4 | 2.1 | -12.6 | -2.1 | 3.8 | -12.6 |
| Hides and skins ² | 04-1 | 243.5 | 281.6 | 278.1 | -2.0 | -1.2 | 0.4 | 2.1 | -1.2 |
| Coal | 05-1 | 212.2 | 214.2 | 208.8 | 0.9 | -2.5 | 1.4 | 2.9 | -1.7 |
| Natural gas ² | 05-31 | 115.3 | 88.4 | 101.7 | -44.7 | 15.0 | -11.7 | -4.3 | 15.0 |
| Crude petroleum | 05-61 | 295.3 | 274.2 | 243.0 | -12.5 | -11.4 | -7.9 | -7.6 | -11.7 |
| Logs, timber, etc ² | 08-5 | 235.0 | 234.0 | 229.8 | 2.4 | -1.8 | -0.3 | -0.1 | -1.8 |
| Wastepaper ² | 09-12 | 404.8 | 395.4 | 395.7 | -21.6 | 0.1 | 0.7 | -4.0 | 0.1 |

See footnotes at end of table.

Table 2. Producer price indexes and percent changes for selected commodity groupings by stage of processing — Continued

[1982=100, unless otherwise indicated]

| Grouping | Commodity code | Unadjusted index | | | Unadjusted percent change to June 2012 from: | | Seasonally adjusted percent change from: | | |
|---|----------------|------------------------|-----------------------|------------------------|--|----------|--|-------------|-------------|
| | | Feb. 2012 ¹ | May 2012 ¹ | June 2012 ¹ | June 2011 | May 2012 | Mar. to Apr. | Apr. to May | May to June |
| Crude nonfood materials - Continued | | | | | | | | | |
| Iron ore ² | 10-11 | 189.6 | 194.6 | 197.7 | 24.7 | 1.6 | — | — | 1.6 |
| Iron and steel scrap ² | 10-12 | 627.3 | 613.1 | 537.3 | -18.3 | -12.4 | -2.2 | -1.0 | -12.4 |
| Nonferrous metal ores (Dec 1983=100) ² | 10-21 | 377.7 | 348.4 | 350.8 | -7.2 | 0.7 | -2.4 | -4.7 | 0.7 |
| Copper base scrap..... | 10-23-01 | 639.6 | 632.4 | 599.3 | -10.6 | -5.2 | -5.4 | 1.6 | -0.6 |
| Aluminum base scrap..... | 10-23-02 | 241.1 | 239.4 | 233.7 | -16.7 | -2.4 | -6.4 | -1.1 | 1.7 |
| Construction sand, gravel, and crushed stone..... | 13-21 | 270.2 | 273.7 | 273.7 | 2.3 | 0.0 | 1.0 | -0.3 | 0.3 |
| Industrial sand..... | 13-99-01 | 274.8 | 276.4 | 276.4 | 11.9 | 0.0 | -0.1 | -0.1 | 0.3 |

¹ The indexes for February 2012 have been recalculated to incorporate late reports and corrections by respondents. All indexes are subject to revision 4 months after original publication.
² Not seasonally adjusted.

"—" Data not available.

Table 3. Producer price indexes for selected stage-of-processing groupings, seasonally adjusted
[1982=100]

| Year and month | Index | | | | | | | | | |
|----------------|----------------|-------------------------|---|-------------------|------------------------|------------------------------|--|-----------------|---------------------------------|-------------------------|
| | Finished goods | Finished consumer foods | Finished consumer goods excluding foods | Capital equipment | Intermediate materials | Intermediate foods and feeds | Intermediate materials excluding foods | Crude materials | Crude foodstuffs and feedstuffs | Crude nonfood materials |
| 2008: | | | | | | | | | | |
| January..... | 173.4 | 174.9 | 184.5 | 151.1 | 179.2 | 170.9 | 179.8 | 243.7 | 164.3 | 297.0 |
| February..... | 173.8 | 173.9 | 185.3 | 151.7 | 180.7 | 175.2 | 181.1 | 253.9 | 165.7 | 315.0 |
| March..... | 175.2 | 175.8 | 187.3 | 151.8 | 184.6 | 179.7 | 185.0 | 264.6 | 169.0 | 331.8 |
| April..... | 175.9 | 175.9 | 188.1 | 152.6 | 186.5 | 179.9 | 187.0 | 273.1 | 167.6 | 349.5 |
| May..... | 178.2 | 177.1 | 191.8 | 153.0 | 191.2 | 182.6 | 191.7 | 287.8 | 168.8 | 376.1 |
| June..... | 181.2 | 179.7 | 196.5 | 153.2 | 195.3 | 184.6 | 196.0 | 294.4 | 172.0 | 385.4 |
| July..... | 183.6 | 181.1 | 200.0 | 154.0 | 200.9 | 192.8 | 201.5 | 302.6 | 174.3 | 398.7 |
| August..... | 182.1 | 181.5 | 196.6 | 154.7 | 197.9 | 192.7 | 198.3 | 269.6 | 169.3 | 341.1 |
| September..... | 182.7 | 181.4 | 197.6 | 155.2 | 197.9 | 189.8 | 198.4 | 254.3 | 169.1 | 312.3 |
| October..... | 178.2 | 181.8 | 188.0 | 156.6 | 189.5 | 181.2 | 190.0 | 216.0 | 151.4 | 257.4 |
| November..... | 172.8 | 180.9 | 178.1 | 156.5 | 179.6 | 176.3 | 179.9 | 187.0 | 147.3 | 206.6 |
| December..... | 169.7 | 178.4 | 172.9 | 157.0 | 172.4 | 169.9 | 172.7 | 176.8 | 137.2 | 197.4 |
| 2009: | | | | | | | | | | |
| January..... | 171.2 | 178.3 | 175.7 | 157.1 | 172.1 | 166.6 | 172.7 | 173.8 | 137.8 | 191.2 |
| February..... | 170.7 | 175.5 | 175.8 | 157.0 | 170.5 | 165.2 | 171.0 | 164.2 | 133.8 | 177.2 |
| March..... | 169.2 | 173.9 | 173.4 | 157.0 | 168.0 | 163.7 | 168.5 | 161.0 | 131.4 | 173.4 |
| April..... | 170.0 | 176.4 | 174.3 | 157.0 | 168.2 | 164.4 | 168.5 | 162.9 | 136.3 | 172.3 |
| May..... | 170.2 | 173.7 | 175.5 | 156.7 | 169.1 | 166.0 | 169.4 | 168.2 | 137.1 | 181.4 |
| June..... | 173.5 | 176.0 | 180.7 | 157.2 | 171.3 | 168.1 | 171.6 | 175.4 | 136.4 | 195.4 |
| July..... | 171.5 | 173.9 | 177.9 | 156.8 | 170.7 | 165.3 | 171.2 | 168.0 | 129.6 | 188.3 |
| August..... | 174.2 | 174.4 | 182.5 | 157.3 | 173.6 | 165.4 | 174.3 | 175.9 | 129.6 | 203.0 |
| September..... | 173.8 | 174.1 | 182.0 | 157.0 | 174.0 | 165.6 | 174.8 | 174.0 | 128.5 | 200.5 |
| October..... | 174.5 | 176.8 | 182.6 | 156.7 | 174.8 | 165.6 | 175.7 | 187.9 | 135.2 | 220.0 |
| November..... | 176.8 | 178.1 | 186.3 | 157.1 | 176.5 | 167.2 | 177.3 | 195.7 | 137.0 | 232.8 |
| December..... | 177.5 | 180.3 | 186.8 | 157.0 | 177.7 | 169.8 | 178.4 | 201.9 | 140.6 | 241.0 |
| 2010: | | | | | | | | | | |
| January..... | 179.3 | 180.5 | 190.1 | 157.2 | 180.5 | 169.6 | 181.5 | 219.0 | 143.6 | 269.9 |
| February..... | 178.2 | 181.3 | 187.7 | 157.2 | 180.3 | 168.9 | 181.3 | 215.7 | 142.6 | 264.7 |
| March..... | 179.1 | 185.6 | 188.0 | 157.2 | 181.1 | 168.0 | 182.3 | 213.4 | 147.4 | 255.8 |
| April..... | 178.9 | 184.5 | 187.9 | 157.3 | 182.5 | 168.3 | 183.8 | 208.6 | 148.3 | 246.0 |
| May..... | 178.5 | 183.7 | 187.3 | 157.6 | 182.9 | 169.4 | 184.1 | 204.5 | 149.3 | 237.3 |
| June..... | 178.2 | 179.4 | 188.2 | 157.5 | 181.9 | 168.6 | 183.1 | 199.5 | 142.1 | 235.1 |
| July..... | 178.6 | 181.2 | 188.3 | 157.8 | 181.4 | 169.1 | 182.5 | 203.2 | 147.0 | 237.2 |
| August..... | 179.9 | 180.6 | 190.7 | 158.0 | 182.5 | 170.6 | 183.6 | 209.0 | 151.3 | 243.8 |
| September..... | 180.6 | 182.1 | 191.4 | 158.2 | 183.4 | 173.3 | 184.3 | 210.1 | 159.8 | 237.6 |
| October..... | 182.0 | 183.4 | 193.9 | 157.6 | 185.6 | 176.7 | 186.4 | 220.2 | 164.9 | 251.5 |
| November..... | 182.7 | 185.2 | 194.8 | 157.5 | 186.9 | 179.9 | 187.6 | 221.1 | 166.0 | 252.2 |
| December..... | 184.4 | 186.6 | 197.4 | 157.6 | 189.2 | 180.1 | 190.0 | 235.0 | 166.7 | 277.4 |
| 2011: | | | | | | | | | | |
| January..... | 185.8 | 187.4 | 199.5 | 158.1 | 191.7 | 181.2 | 192.7 | 242.5 | 173.1 | 285.3 |
| February..... | 187.9 | 194.0 | 201.1 | 158.5 | 195.0 | 185.7 | 195.8 | 251.3 | 184.6 | 290.7 |
| March..... | 188.9 | 193.0 | 203.1 | 158.9 | 197.4 | 189.4 | 198.1 | 248.8 | 186.4 | 284.2 |
| April..... | 190.2 | 193.1 | 205.2 | 159.4 | 200.0 | 192.2 | 200.7 | 257.5 | 192.1 | 294.8 |
| May..... | 190.3 | 190.8 | 206.1 | 159.5 | 201.4 | 191.4 | 202.3 | 250.3 | 185.7 | 287.6 |
| June..... | 190.4 | 192.4 | 205.5 | 160.1 | 201.9 | 192.9 | 202.7 | 251.0 | 189.1 | 285.6 |
| July..... | 191.4 | 194.4 | 206.5 | 160.6 | 202.8 | 194.4 | 203.6 | 250.5 | 188.9 | 284.9 |
| August..... | 191.8 | 196.3 | 206.5 | 160.6 | 201.8 | 197.2 | 202.2 | 248.3 | 195.4 | 274.4 |
| September..... | 193.6 | 197.3 | 209.3 | 161.0 | 203.0 | 198.5 | 203.4 | 252.4 | 194.1 | 283.5 |
| October..... | 193.0 | 197.4 | 208.1 | 160.9 | 200.9 | 196.3 | 201.3 | 248.0 | 190.5 | 278.8 |
| November..... | 193.2 | 199.3 | 207.9 | 160.9 | 200.6 | 196.2 | 201.0 | 252.6 | 192.8 | 285.0 |
| December..... | 193.1 | 197.9 | 208.0 | 161.3 | 200.1 | 194.7 | 200.6 | 251.0 | 187.2 | 287.5 |
| 2012: | | | | | | | | | | |
| January..... | 193.6 | 197.7 | 208.7 | 161.8 | 200.1 | 194.6 | 200.6 | 253.7 | 190.7 | 289.3 |
| February..... | 194.4 | 197.3 | 210.3 | 162.2 | 201.5 | 194.2 | 202.1 | 255.9 | 191.1 | 292.9 |
| March..... | 194.2 | 197.4 | 209.6 | 162.3 | 203.1 | 195.1 | 203.8 | 248.8 | 196.7 | 275.7 |
| April..... | 193.8 | 197.8 | 208.5 | 162.6 | 202.1 | 195.9 | 202.7 | 237.9 | 189.8 | 262.3 |
| May..... | 191.8 | 196.7 | 205.0 | 162.8 | 200.4 | 195.9 | 200.8 | 230.4 | 185.4 | 252.7 |
| June..... | 191.9 | 197.7 | 204.5 | 163.1 | 199.4 | 197.8 | 199.5 | 222.0 | 182.5 | 240.3 |

NOTE: All seasonally adjusted indexes are subject to change up to 5 years after original publication due to the recalculation of seasonal factors each January. The indexes for February 2012 have been recalculated to incorporate late reports and corrections by respondents.

Table 4. Producer price indexes for the net output of selected industries and industry groups, not seasonally adjusted

| Industry ¹ | Industry code | Index base | Index | | | Percent change to June 2012 from: | |
|---|---------------|------------|------------------------|-----------------------|------------------------|-----------------------------------|----------|
| | | | Feb. 2012 ² | May 2012 ² | June 2012 ² | June 2011 | May 2012 |
| Total mining, utilities, and manufacturing industries..... | | 12/06 | 120.6 | 121.2 | 120.5 | -0.4 | -0.6 |
| Total mining industries..... | | 12/84 | 234.9 | 220.6 | 209.4 | -15.3 | -5.1 |
| Oil and gas extraction..... | 211 | 12/85 | 257.1 | 230.5 | 210.3 | -25.4 | -8.8 |
| Mining (except oil & gas)..... | 212 | 12/03 | 232.3 | 230.1 | 227.8 | 0.1 | -1.0 |
| Mining support activities..... | 213 | 06/09 | 114.9 | 116.1 | 116.2 | 5.0 | 0.1 |
| Utilities..... | 221 | 12/03 | 129.4 | 127.1 | 129.9 | -6.4 | 2.2 |
| Total manufacturing industries..... | | 12/84 | 192.1 | 193.6 | 192.2 | 0.6 | -0.7 |
| Food mfg..... | 311 | 12/84 | 194.9 | 196.7 | 197.0 | 2.7 | 0.2 |
| Beverage & tobacco mfg..... | 312 | 12/03 | 131.4 | 131.5 | 131.2 | 3.6 | -0.2 |
| Textile mills..... | 313 | 12/84 | 129.6 | 129.0 | 128.8 | -2.8 | -0.2 |
| Textile product mills..... | 314 | 12/03 | 124.9 | 125.3 | 125.6 | 2.4 | 0.2 |
| Apparel manufacturing..... | 315 | 12/03 | 107.1 | 107.4 | 107.4 | 1.4 | 0.0 |
| Leather and allied product manufacturing..... | 316 | 12/84 | 165.4 | 167.6 | 167.5 | 1.6 | -0.1 |
| Wood product manufacturing..... | 321 | 12/03 | 110.2 | 113.0 | 113.1 | 5.1 | 0.1 |
| Paper manufacturing..... | 322 | 12/03 | 131.9 | 131.7 | 131.7 | 0.0 | 0.0 |
| Printing and related support activities..... | 323 | 12/03 | 111.6 | 112.2 | 112.0 | 0.3 | -0.2 |
| Petroleum and coal products manufacturing..... | 324 | 12/84 | 377.5 | 388.5 | 372.2 | -6.2 | -4.2 |
| Chemical mfg..... | 325 | 12/84 | 259.7 | 263.2 | 260.6 | 2.8 | -1.0 |
| Plastics and rubber products mfg..... | 326 | 12/84 | 179.3 | 181.9 | 181.5 | 1.7 | -0.2 |
| Nonmetallic mineral product mfg..... | 327 | 12/84 | 179.2 | 179.3 | 179.7 | 2.7 | 0.2 |
| Primary metal mfg..... | 331 | 12/84 | 215.0 | 211.3 | 208.4 | -5.4 | -1.4 |
| Fabricated metal product mfg..... | 332 | 12/84 | 184.8 | 185.7 | 185.7 | 1.2 | 0.0 |
| Machinery mfg..... | 333 | 12/03 | 125.6 | 126.1 | 126.2 | 2.2 | 0.1 |
| Computer & electronic product mfg..... | 334 | 12/03 | 89.8 | 89.7 | 89.6 | -0.7 | -0.1 |
| Electrical equipment, appliance & component mfg..... | 335 | 12/03 | 138.0 | 138.7 | 138.8 | 1.6 | 0.1 |
| Transportation equipment mfg..... | 336 | 12/03 | 114.2 | 114.1 | 114.2 | 1.9 | 0.1 |
| Furniture & related product mfg..... | 337 | 12/84 | 184.0 | 184.8 | 185.4 | 2.5 | 0.3 |
| Miscellaneous mfg..... | 339 | 12/03 | 117.7 | 117.2 | 117.3 | 1.3 | 0.1 |
| Total trade industries..... | | 12/06 | 117.7 | 119.2 | 119.2 | 2.1 | 0.0 |
| Total wholesale trade industries..... | | 12/06 | 121.6 | 121.8 | 121.6 | -0.3 | -0.2 |
| Merchant wholesalers, durable goods..... | 423 | 06/04 | 123.7 | 123.2 | 123.1 | 0.3 | -0.1 |
| Merchant wholesalers, nondurable goods..... | 424 | 06/05 | 141.7 | 142.7 | 142.3 | -1.3 | -0.3 |
| Wholesale trade agents and brokers..... | 425 | 06/05 | 129.6 | 129.9 | 129.7 | 4.3 | -0.2 |
| Total retail trade industries..... | | 12/06 | 115.1 | 117.6 | 117.8 | 4.1 | 0.2 |
| Motor vehicle and parts dealers..... | 441 | 12/03 | 129.1 | 132.5 | 133.0 | 3.2 | 0.4 |
| Furniture and home furnishings stores..... | 442 | 12/03 | 125.4 | 124.3 | 127.2 | 1.9 | 2.3 |
| Electronics and appliance stores..... | 443 | 12/03 | 80.3 | 79.8 | 79.5 | -12.1 | -0.4 |
| Bldg material and garden equip and supp dealers..... | 444 | 12/03 | 125.9 | 126.4 | 128.2 | 5.9 | 1.4 |
| Food and beverage stores..... | 445 | 12/99 | 163.9 | 163.8 | 163.9 | 4.8 | 0.1 |
| Health and personal care stores..... | 446 | 12/03 | 135.4 | 139.4 | 137.1 | 4.7 | -1.6 |
| Gasoline stations..... | 447 | 06/01 | 77.0 | 87.9 | 86.0 | 1.8 | -2.2 |
| Clothing and clothing accessories stores..... | 448 | 12/03 | 122.9 | 132.3 | 126.8 | 7.5 | -4.2 |
| Sporting goods hobby, book and music stores..... | 451 | 12/03 | 114.8 | 113.6 | 116.5 | 2.8 | 2.6 |
| General merchandise stores..... | 452 | 12/03 | 123.6 | 122.5 | 124.6 | 8.3 | 1.7 |
| Florists..... | 4531 | 12/03 | 107.7 | 106.4 | 106.9 | 4.9 | 0.5 |
| Office supplies, stationery and gift stores..... | 4532 | 12/03 | 130.2 | 134.0 | 134.0 | -1.8 | 0.0 |
| Manufactured (mobile) home dealers..... | 45393 | 12/03 | 114.5 | 116.8 | 114.3 | -1.0 | -2.1 |
| Nonstore retailers..... | 454 | 12/03 | 144.5 | 151.5 | 152.9 | 7.6 | 0.9 |
| Transportation and warehousing industries..... | | 12/06 | 122.9 | 124.6 | 124.4 | 3.3 | -0.2 |
| Transportation industries..... | | 12/06 | 120.6 | 122.4 | 122.1 | 3.2 | -0.2 |
| Air transportation..... | 481 | 12/92 | 228.2 | 230.1 | 232.6 | 6.0 | 1.1 |
| Rail transportation..... | 482 | 12/96 | 174.5 | 179.0 | 178.7 | 3.1 | -0.2 |
| Water transportation..... | 483 | 12/03 | 132.8 | 138.1 | 137.7 | 0.9 | -0.3 |
| Truck transportation..... | 484 | 12/03 | 129.1 | 131.1 | 129.7 | 2.2 | -1.1 |
| Pipeline transportation of crude oil..... | 486110 | 06/86 | 210.1 | 208.0 | 208.0 | 2.7 | 0.0 |
| Refined petroleum product pipeline transport..... | 486910 | 06/86 | 161.6 | 161.4 | 161.4 | 5.5 | 0.0 |
| Transportation support activities..... | 488 | 12/03 | 114.8 | 116.4 | 115.7 | 1.3 | -0.6 |
| Delivery and warehouse industries..... | | 12/06 | 130.5 | 131.2 | 131.4 | 3.5 | 0.2 |
| U.S. Postal Service..... | 491 | 06/89 | 196.0 | 196.0 | 196.0 | 2.3 | 0.0 |
| Couriers and messengers..... | 492 | 12/03 | 178.9 | 180.8 | 181.7 | 5.7 | 0.5 |
| Warehousing and storage..... | 493 | 12/06 | 102.2 | 102.0 | 101.5 | -1.8 | -0.5 |
| Total traditional service industries..... | | 12/06 | 108.7 | 108.6 | 108.7 | 1.0 | 0.1 |
| Information..... | | 12/06 | 102.7 | 102.9 | 103.1 | 0.8 | 0.2 |
| Publishing industries, except Internet..... | 511 | 12/03 | 111.9 | 112.4 | 112.5 | 1.4 | 0.1 |
| Broadcasting, except Internet..... | 515 | 12/03 | 114.5 | 116.6 | 117.6 | 2.4 | 0.9 |
| Telecommunications..... | 517 | 12/03 | 101.7 | 101.7 | 101.7 | 0.3 | 0.0 |

See footnotes at end of table.

Table 4. Producer price indexes for the net output of selected industries and industry groups, not seasonally adjusted — Continued

| Industry ¹ | Industry code | Index base | Index | | | Percent change to June 2012 from: | |
|---|---------------|------------|------------------------|-----------------------|------------------------|-----------------------------------|----------|
| | | | Feb. 2012 ² | May 2012 ² | June 2012 ² | June 2011 | May 2012 |
| Data processing and related services..... | 5182 | 12/03 | 102.0 | 102.1 | 102.3 | 0.4 | 0.2 |
| Internet publishing and web search portals..... | 519130 | 12/09 | 94.7 | 95.0 | 96.5 | -4.7 | 1.6 |
| Selected health care industries..... | | 12/06 | 114.5 | 114.6 | 114.6 | 1.8 | 0.0 |
| Offices of physicians..... | 6211 | 12/96 | 133.1 | 133.3 | 133.1 | 1.2 | -0.2 |
| Offices of dentists..... | 6212 | 06/10 | 103.3 | 103.8 | 103.8 | 2.0 | 0.0 |
| Medical and diagnostic laboratories..... | 6215 | 12/03 | 109.0 | 108.8 | 108.6 | 0.0 | -0.2 |
| Home health care services..... | 6216 | 12/96 | 130.3 | 130.3 | 130.3 | 0.6 | 0.0 |
| Blood and organ banks..... | 621991 | 06/06 | 114.9 | 114.8 | 114.8 | 1.5 | 0.0 |
| Hospitals..... | 622 | 12/92 | 179.9 | 180.2 | 180.3 | 2.2 | 0.1 |
| Nursing care facilities..... | 6231 | 12/03 | 130.6 | 130.0 | 130.5 | 1.4 | 0.4 |
| Residential mental retardation facilities..... | 62321 | 12/03 | 138.9 | 139.6 | 139.6 | 2.9 | 0.0 |
| Other selected traditional service industries..... | | 12/06 | 107.8 | 107.6 | 107.7 | 0.7 | 0.1 |
| Depository credit intermediation..... | 5221 | 12/03 | 108.3 | 104.3 | 105.4 | -3.4 | 1.1 |
| Security, commodity contracts and like activity..... | 523 | 12/03 | 126.6 | 128.9 | 126.6 | -0.9 | -1.8 |
| Insurance carriers and related activities..... | 524 | 12/03 | 122.0 | 122.4 | 122.5 | 2.2 | 0.1 |
| Lessors of nonres bldg (exc miniwarehouse)..... | 53112 | 12/03 | 109.4 | 109.1 | 111.6 | 1.6 | 2.3 |
| Lessors of miniwarehouse and self storage units..... | 53113 | 12/03 | 113.2 | 114.2 | 114.7 | 1.6 | 0.4 |
| Offices of real estate agents and brokers..... | 5312 | 12/03 | 97.8 | 98.3 | 98.3 | 0.6 | 0.0 |
| Real estate property managers..... | 53131 | 12/03 | 107.0 | 107.3 | 107.9 | 1.8 | 0.6 |
| Offices of real estate appraisers..... | 531320 | 12/03 | 98.5 | 98.7 | 98.7 | 1.1 | 0.0 |
| Automotive equipment rental and leasing..... | 5321 | 06/01 | 128.3 | 126.3 | 128.4 | -3.2 | 1.7 |
| Other heavy machinery rental and leasing..... | 532412 | 12/03 | 119.7 | 121.3 | 117.8 | 1.4 | -2.9 |
| Legal services..... | 5411 | 12/96 | 182.1 | 183.0 | 182.9 | 2.8 | -0.1 |
| Offices of certified public accountants..... | 541211 | 12/03 | 111.9 | 110.4 | 110.9 | -0.5 | 0.5 |
| Other accounting services..... | 541219 | 12/03 | 106.0 | 106.0 | 106.0 | 1.9 | 0.0 |
| Architectural, engineering and related services..... | 5413 | 12/96 | 146.6 | 147.1 | 147.2 | 1.3 | 0.1 |
| Management and technical consulting services..... | 5416 | 06/06 | 110.2 | 109.5 | 109.7 | 0.5 | 0.2 |
| Advertising agencies..... | 54181 | 12/03 | 106.9 | 107.1 | 107.2 | 1.5 | 0.1 |
| Employment services..... | 5613 | 12/96 | 126.1 | 126.1 | 125.8 | 0.3 | -0.2 |
| Travel agencies..... | 56151 | 12/03 | 100.2 | 100.1 | 99.9 | -0.6 | -0.2 |
| Security guards and patrol services..... | 561612 | 12/04 | 109.2 | 109.2 | 109.2 | 0.5 | 0.0 |
| Janitorial services..... | 56172 | 12/03 | 113.6 | 113.9 | 113.8 | 1.6 | -0.1 |
| Waste collection..... | 5621 | 12/03 | 121.6 | 122.2 | 121.6 | 1.0 | -0.5 |
| Computer training..... | 61142 | 06/06 | 113.5 | 113.5 | 113.6 | 0.7 | 0.1 |
| Amusement and theme parks..... | 71311 | 06/06 | 124.2 | 125.9 | 128.9 | 4.8 | 2.4 |
| Golf courses and country clubs..... | 71391 | 12/05 | 110.1 | 110.1 | 110.8 | 1.0 | 0.6 |
| Fitness and recreational sports centers..... | 71394 | 12/04 | 102.4 | 102.4 | 102.4 | 1.4 | 0.0 |
| Accommodation..... | 721 | 12/96 | 143.9 | 146.3 | 148.1 | 4.4 | 1.2 |
| Commercial machinery repair and maintenance..... | 8113 | 06/06 | 116.9 | 117.2 | 117.3 | 0.9 | 0.1 |

1 Indexes in this table are derived from the net-output-weighted industry price indexes. Because of differences in coverage and aggregation methodology, they will generally not match the movements of similarly titled indexes which are derived from traditional commodity groupings.

2 The indexes for February 2012 have been recalculated to incorporate late reports and corrections by respondents. All indexes are subject to revision 4 months after original publication.

"-" Data not available.

NOTE: NAICS replaced the SIC system beginning with the release of PPI data for January 2004. See <http://www.bls.gov/ppi/ppinaics.htm> for details.

Table 5. Producer price indexes for the net output of selected industries and their products, not seasonally adjusted

| Industry and product ¹ | Industry code | Product code | Index base | Index | | | Percent change to June 2012 from: | |
|--|---------------|--------------|------------|------------------------|-----------------------|------------------------|-----------------------------------|----------|
| | | | | Feb. 2012 ² | May 2012 ² | June 2012 ² | June 2011 | May 2012 |
| Logging..... | 1133 | | 12/81 | 190.0 | 191.5 | 190.2 | 4.6 | -0.7 |
| Logging..... | 11331 | | 12/81 | 190.0 | 191.5 | 190.2 | 4.6 | -0.7 |
| Logging..... | 113310 | | 12/81 | 190.1 | 191.6 | 190.3 | 4.6 | -0.7 |
| Primary products..... | | 113310-P | 12/81 | 197.6 | 199.2 | 197.8 | 4.6 | -0.7 |
| Logs, including receipts from contract logging..... | | 113310-0 | 12/11 | 100.8 | 101.6 | 100.9 | - | -0.7 |
| Secondary products and miscellaneous receipts..... | | 113310-SM | | | | | | |
| Mining | | | | | | | | |
| Total mining industries..... | | | 12/84 | 234.9 | 220.6 | 209.4 | -15.3 | -5.1 |
| Oil and gas extraction..... | 211 | | 12/85 | 257.1 | 230.5 | 210.3 | -25.4 | -8.8 |
| Oil and gas extraction..... | 2111 | | 12/85 | 257.1 | 230.5 | 210.3 | -25.4 | -8.8 |
| Crude petroleum and natural gas extraction..... | 211111 | | 06/02 | 260.5 | 233.7 | 217.2 | -22.0 | -7.1 |
| Primary products..... | | 211111-P | 06/84 | 229.0 | 205.3 | 191.7 | -21.9 | -6.6 |
| Crude petroleum..... | | 211111-1 | 06/84 | 321.7 | 298.7 | 264.7 | -12.5 | -11.4 |
| Natural gas (from the wellhead)..... | | 211111-3 | 06/84 | 103.7 | 80.0 | 92.6 | -43.1 | 15.8 |
| Secondary products and miscellaneous receipts..... | | 211111-SM | | | | | | |
| Natural gas liquids and residue gas..... | 211112 | | 06/02 | 235.8 | 210.1 | 170.4 | -41.9 | -18.9 |
| Primary products..... | | 211112-P | 06/02 | 235.7 | 209.7 | 169.6 | -42.4 | -19.1 |
| Natural gas liquids..... | | 211112-1 | 06/84 | 356.0 | 329.4 | 247.9 | -37.7 | -24.7 |
| Isopentane and natural gasoline..... | | 211112-11 | 06/84 | 443.1 | 466.9 | 370.1 | -15.1 | -20.7 |
| Propane..... | | 211112-12 | 06/84 | 336.8 | 312.3 | 233.1 | -46.7 | -25.4 |
| Butane..... | | 211112-13 | 06/84 | 395.7 | 333.0 | 254.5 | -32.0 | -23.6 |
| Plant condensate, ethane, gas mixtures, and other natural gas liquids..... | | 211112-14 | 06/96 | 338.7 | 304.7 | 217.9 | -48.1 | -28.5 |
| Residue gas shipped from natural gas liquids plants..... | | 211112-3 | 06/84 | 111.2 | 81.7 | 89.9 | -53.4 | 10.0 |
| Secondary products and miscellaneous receipts..... | | 211112-SM | | | | | | |
| Mining (except oil & gas)..... | 212 | | 12/03 | 232.3 | 230.1 | 227.8 | 0.1 | -1.0 |
| Coal mining..... | 2121 | | 12/85 | 216.6 | 218.7 | 213.0 | 0.8 | -2.6 |
| Coal mining..... | 21211 | | 12/01 | 233.4 | 235.6 | 229.5 | 0.8 | -2.6 |
| Bituminous coal and lignite surface mining..... | 212111 | | 12/01 | 173.5 | 178.6 | 174.0 | 1.8 | -2.6 |
| Primary products..... | | 212111-P | 12/01 | 174.5 | 179.5 | 174.9 | 2.1 | -2.6 |
| Run-of-mine (raw) bituminous coal and lignite shipped from surface operations..... | | 212111-1 | 12/01 | 195.6 | 186.6 | 189.1 | 5.1 | 1.3 |
| Raw bituminous coal and lignite from surface operations, for use without processing..... | | 212111-11 | 12/01 | 243.7 | 240.0 | 247.5 | -5.9 | 3.1 |
| Raw bituminous coal and lignite from surface operations, for processing at other establishments..... | | 212111-12 | 12/01 | 169.0 | 157.5 | 157.4 | 16.8 | -0.1 |
| Processed bituminous coal and lignite shipped from surface operations..... | | 212111-3 | 12/01 | 170.5 | 178.3 | 172.3 | 1.4 | -3.4 |
| Processed bituminous coal and lignite from surface operations (wet-washing or other method)..... | | 212111-31 | 12/01 | 158.9 | 159.3 | 157.7 | -6.1 | -1.0 |
| Processed bituminous coal and lignite crushed, screened, or sized only..... | | 212111-35 | 12/11 | 103.4 | 110.2 | 105.4 | - | -4.4 |
| Bituminous coal underground mining..... | 212112 | | 12/01 | 301.6 | 299.3 | 291.4 | -0.4 | -2.6 |
| Primary products..... | | 212112-P | 12/01 | 302.3 | 300.0 | 291.9 | -0.5 | -2.7 |
| Raw bituminous coal shipped from underground mining operations..... | | 212112-1 | 12/01 | 194.2 | 197.9 | 213.2 | 10.5 | 7.7 |
| Processed bituminous coal shipped from underground operations..... | | 212112-3 | 12/01 | 333.0 | 329.1 | 314.9 | -2.2 | -4.3 |
| Processed bituminous coal washed by wet-washing, or other methods..... | | 212112-31 | 12/01 | 351.6 | 347.1 | 330.9 | -2.8 | -4.7 |
| Processed bituminous coal mechanically crushed, screened, or sized only..... | | 212112-32 | 12/01 | 224.1 | 223.2 | 219.0 | 2.5 | -1.9 |
| Secondary products and miscellaneous receipts..... | | 212112-SM | | | | | | |
| Secondary products..... | | 212112-S | 12/01 | 222.2 | 222.2 | 222.1 | 2.4 | 0.0 |
| Anthracite mining..... | 212113 | | 12/79 | 317.7 | 317.4 | 317.8 | 13.6 | 0.1 |
| Primary products..... | | 212113-P | 12/79 | 316.5 | 316.2 | 316.6 | 13.9 | 0.1 |
| Run-of-mine (raw) anthracite..... | | 212113-1 | 12/79 | 171.6 | 171.6 | 171.6 | 3.1 | 0.0 |
| Processed anthracite..... | | 212113-3 | 12/79 | 378.7 | 378.2 | 378.7 | 16.4 | 0.1 |
| Secondary products and miscellaneous receipts..... | | 212113-SM2 | | | | | | |
| Metal ore mining..... | 2122 | | 12/84 | 337.6 | 316.5 | 318.5 | -4.4 | 0.6 |
| Iron ore mining..... | 21221 | | 12/84 | 187.7 | 192.7 | 195.7 | 24.7 | 1.6 |
| Iron ore mining..... | 212210 | | 12/84 | 187.7 | 192.7 | 195.7 | 24.7 | 1.6 |
| Primary products..... | | 212210-P | 12/84 | 192.2 | 197.3 | 200.4 | 24.7 | 1.6 |
| Iron ore (including crude, concentrates, agglomerates and pellets)..... | | 212210-0 | 12/97 | 199.2 | 204.5 | 207.8 | 24.7 | 1.6 |
| Gold ore & silver ore mining..... | 21222 | | 12/84 | 305.5 | 277.1 | 286.0 | 5.5 | 3.2 |

See footnotes at end of table.

Table 5. Producer price indexes for the net output of selected industries and their products, not seasonally adjusted — Continued

| Industry and product ¹ | Industry code | Product code | Index base | Index | | | Percent change to June 2012 from: | |
|---|---------------|--------------|------------|------------------------|-----------------------|------------------------|-----------------------------------|----------|
| | | | | Feb. 2012 ² | May 2012 ² | June 2012 ² | June 2011 | May 2012 |
| Gold ore mining..... | 212221 | | 06/85 | 438.3 | 397.5 | 410.1 | 5.5 | 3.2 |
| Primary products..... | | 212221-P | 06/85 | 431.7 | 392.0 | 405.4 | 5.3 | 3.4 |
| Gold ores..... | | 212221-0 | 06/85 | 431.7 | 392.0 | 405.4 | 5.3 | 3.4 |
| Secondary products and miscellaneous receipts..... | | 212221-SM1 | | | | | | |
| Copper, nickel, lead & zinc mining..... | 21223 | | 06/88 | 443.5 | 419.0 | 404.7 | -15.2 | -3.4 |
| Copper ore and nickel ore mining..... | 212234 | | 06/88 | 456.6 | 431.3 | 416.7 | -15.1 | -3.4 |
| Primary products..... | | 212234-P | 12/03 | 417.1 | 393.8 | 380.0 | -14.9 | -3.5 |
| Copper crude ore, concentrate, precipitate and electrowon forms..... | | 212234-0 | 12/03 | 417.1 | 393.8 | 380.0 | -14.9 | -3.5 |
| Secondary products and miscellaneous receipts..... | | 212234-SM | | | | | | |
| Other metal ore mining..... | 21229 | | 12/85 | 212.4 | 193.9 | 198.9 | -15.4 | 2.6 |
| Other metal ore mining..... | 212290 | | 12/85 | 701.4 | 640.2 | 656.6 | -15.4 | 2.6 |
| Primary products..... | | 212290-P | 12/03 | 538.8 | 491.3 | 504.0 | -15.6 | 2.6 |
| Other metal ores, including uranium..... | | 212290-1 | 12/03 | 538.8 | 491.3 | 504.0 | -15.6 | 2.6 |
| Secondary products and miscellaneous receipts..... | | 212290-SM1 | | | | | | |
| Nonmetallic mineral mining & quarrying..... | 2123 | | 12/84 | 240.5 | 242.8 | 243.0 | 4.3 | 0.1 |
| Stone mining & quarrying..... | 21231 | | 12/84 | 248.9 | 252.1 | 252.2 | 2.4 | 0.0 |
| Dimension stone mining and quarrying..... | 212311 | | 06/85 | 219.4 | 219.3 | 219.7 | 3.0 | 0.2 |
| Primary products..... | | 212311-P | 06/85 | 215.5 | 215.4 | 215.8 | 2.8 | 0.2 |
| Dimension stone..... | | 212311-0 | 06/85 | 215.5 | 215.4 | 215.8 | 2.8 | 0.2 |
| Secondary products and miscellaneous receipts..... | | 212311-SM | | | | | | |
| Crushed and broken limestone mining..... | 212312 | | 12/83 | 247.1 | 251.9 | 253.9 | 3.4 | 0.8 |
| Primary products..... | | 212312-P | 12/83 | 249.3 | 254.4 | 256.5 | 3.4 | 0.8 |
| Crushed and broken limestone..... | | 212312-0 | 12/83 | 249.3 | 254.4 | 256.5 | 3.4 | 0.8 |
| Secondary products and miscellaneous receipts..... | | 212312-SM | | | | | | |
| Miscellaneous receipts..... | | 212312-M | 06/05 | 134.4 | — | 134.4 | -0.1 | — |
| Secondary products..... | | 212312-S | 12/83 | 220.4 | 221.6 | 222.5 | 3.8 | 0.4 |
| Crushed and broken granite mining..... | 212313 | | 12/83 | 325.1 | 325.2 | 314.6 | -0.9 | -3.3 |
| Primary products..... | | 212313-P | 12/83 | 327.2 | 326.8 | 315.8 | -1.1 | -3.4 |
| Crushed and broken granite..... | | 212313-0 | 12/83 | 327.2 | 326.8 | 315.8 | -1.1 | -3.4 |
| Secondary products and miscellaneous receipts..... | | 212313-SM | | | | | | |
| Other crushed and broken stone mining..... | 212319 | | 12/83 | 239.6 | 239.7 | 241.0 | 0.5 | 0.5 |
| Primary products..... | | 212319-P | 12/83 | 243.0 | 243.5 | 244.1 | 0.7 | 0.2 |
| Bituminous limestone and sandstone, and other crushed and broken stone..... | | 212319-0 | 12/83 | 243.0 | 243.5 | 244.1 | 0.7 | 0.2 |
| Secondary products and miscellaneous receipts..... | | 212319-SM | | | | | | |
| Secondary products..... | | 212319-S | 12/83 | 219.2 | 214.0 | 223.7 | -2.7 | 4.5 |
| Sand/gravel/clay/refractory minerals mining..... | 21232 | | 12/03 | 150.9 | 152.4 | 152.4 | 4.0 | 0.0 |
| Construction sand and gravel mining..... | 212321 | | 06/82 | 280.7 | 283.4 | 283.5 | 2.7 | 0.0 |
| Primary products..... | | 212321-P | 06/82 | 281.5 | 284.6 | 284.7 | 2.5 | 0.0 |
| Construction sand and gravel (run of pit/bank, washed, screened, etc.)..... | | 212321-0 | 06/82 | 281.5 | 284.6 | 284.7 | 2.5 | 0.0 |
| Secondary products and miscellaneous receipts..... | | 212321-SM | | | | | | |
| Miscellaneous receipts..... | | 212321-M | 06/82 | 302.1 | 303.6 | 303.5 | 2.3 | 0.0 |
| Secondary products..... | | 212321-S | 06/82 | 238.9 | 237.5 | 238.2 | 6.5 | 0.3 |
| Industrial sand mining..... | 212322 | | 06/82 | 275.6 | 277.1 | 277.1 | 11.7 | 0.0 |
| Primary products..... | | 212322-P | 06/82 | 278.7 | 280.3 | 280.3 | 12.0 | 0.0 |
| Industrial glass sand..... | | 212322-1 | 06/82 | 300.5 | — | — | — | — |
| Industrial molding sand..... | | 212322-3 | 06/82 | 317.5 | 317.5 | — | — | — |
| Other industrial sand..... | | 212322-9 | 06/82 | 233.0 | 236.1 | 236.1 | 8.0 | 0.0 |
| Secondary products and miscellaneous receipts..... | | 212322-SM | | | | | | |
| Secondary products..... | | 212322-S | 06/82 | 247.7 | 247.7 | 247.7 | 3.6 | 0.0 |
| Kaolin and ball clay mining..... | 212324 | | 06/84 | 194.0 | 197.2 | 197.2 | 3.0 | 0.0 |
| Primary products..... | | 212324-P | 06/84 | 192.0 | 195.4 | 195.4 | 2.6 | 0.0 |
| Kaolin and ball clay..... | | 212324-0 | 06/84 | 192.0 | 195.4 | 195.4 | 2.6 | 0.0 |
| Secondary products and miscellaneous receipts..... | | 212324-SM | | | | | | |
| Clay, ceramic, and refractory minerals mining..... | 212325 | | 06/84 | 198.9 | 200.4 | 200.1 | 3.9 | -0.1 |
| Primary products..... | | 212325-P | 06/84 | 199.9 | 201.5 | 201.1 | 4.0 | -0.2 |
| Common (miscellaneous) clay & shale..... | | 212325-B | 06/84 | 187.6 | 187.6 | 187.6 | 4.3 | 0.0 |
| Fire clay, fuller's earth and feldspar..... | | 212325-V | 06/07 | 134.4 | 134.7 | 134.7 | 3.2 | 0.0 |
| Bentonite..... | | 212325-2Z | 06/84 | 164.9 | 168.1 | 167.2 | 4.6 | -0.5 |
| Other clay, ceramic & refractory minerals..... | | 212325-9 | 06/84 | 219.4 | 219.4 | 219.4 | 4.6 | 0.0 |
| Secondary products and miscellaneous receipts..... | | 212325-SM | | | | | | |
| Other nonmetallic mineral mining & quarrying..... | 21239 | | 12/84 | 240.9 | 241.2 | 241.5 | 9.0 | 0.1 |
| Potash, soda, and borate mineral mining..... | 212391 | | 12/84 | 347.5 | 348.1 | 347.4 | 9.5 | -0.2 |

See footnotes at end of table.

Table 5. Producer price indexes for the net output of selected industries and their products, not seasonally adjusted — Continued

| Industry and product ¹ | Industry code | Product code | Index base | Index | | | Percent change to June 2012 from: | |
|---|---------------|--------------|------------|------------------------|-----------------------|------------------------|-----------------------------------|----------|
| | | | | Feb. 2012 ² | May 2012 ² | June 2012 ² | June 2011 | May 2012 |
| Potash, soda, and borate mineral mining - Continued | | | | | | | | |
| Primary products..... | | 212391-P | 12/84 | 350.0 | 350.7 | 349.9 | 9.6 | -0.2 |
| Potassium salts and boron compounds..... | | 212391-1Y | 06/07 | 275.1 | — | — | — | — |
| Secondary products and miscellaneous receipts..... | | 212391-SM | | | | | | |
| Other chemical and fertilizer mineral mining..... | 212393 | | 12/89 | 154.2 | 153.9 | 155.8 | 10.4 | 1.2 |
| Primary products..... | | 212393-P | 12/89 | 149.8 | 149.5 | 151.4 | 10.8 | 1.3 |
| Barite..... | | 212393-2Z | 12/84 | 118.2 | 128.7 | 128.7 | 26.1 | 0.0 |
| Rock salt..... | | 212393-3 | 12/84 | 291.7 | 289.8 | — | — | — |
| Other chemical and fertilizer minerals..... | | 212393-9Z | 06/06 | 149.9 | 149.1 | 149.1 | — | 0.0 |
| Secondary products and miscellaneous receipts..... | | 212393-SM | | | | | | |
| All other nonmetallic mineral mining..... | 212399 | | 06/85 | 230.1 | 230.4 | 231.8 | 6.9 | 0.6 |
| Primary products..... | | 212399-P | 06/85 | 233.5 | 233.6 | 235.0 | 6.9 | 0.6 |
| All other nonmetallic minerals..... | | 212399-A | 06/85 | 233.5 | 233.6 | 235.0 | 6.9 | 0.6 |
| Secondary products and miscellaneous receipts..... | | 212399-SM | | | | | | |
| Mining support activities..... | 213 | | 06/09 | 114.9 | 116.1 | 116.2 | 5.0 | 0.1 |
| Mining support activities..... | 2131 | | 06/09 | 114.9 | 116.1 | 116.2 | 5.0 | 0.1 |
| Mining support activities..... | 21311 | | 06/09 | 114.9 | 116.1 | 116.2 | 5.0 | 0.1 |
| Drilling oil and gas wells..... | 213111 | | 12/85 | 381.4 | 390.9 | 392.1 | 8.6 | 0.3 |
| Primary services..... | | 213111-P | 12/85 | 381.8 | 391.7 | 393.0 | 9.2 | 0.3 |
| Drilling oil, gas, dry, or service wells..... | | 213111-01 | 12/85 | 379.3 | 382.1 | 383.6 | 8.1 | 0.4 |
| Drilling in, spudding in, tailing in, or reworking oil and gas wells..... | | 213111-02 | 12/92 | 285.4 | 344.2 | 344.2 | 20.8 | 0.0 |
| Oil and gas well directional drilling control..... | | 213111-03 | 12/03 | 143.9 | 149.4 | 149.3 | 18.8 | -0.1 |
| Secondary products and miscellaneous receipts..... | | 213111-SM | | | | | | |
| Support activities for oil and gas operations..... | 213112 | | 12/85 | 195.7 | 196.1 | 196.0 | 2.7 | -0.1 |
| Primary products..... | | 213112-P | 12/85 | 193.8 | 194.2 | 194.1 | 2.5 | -0.1 |
| Secondary products and miscellaneous receipts..... | | 213112-SM | | | | | | |
| Support activities for coal mining..... | 213113 | | 06/85 | 192.3 | 195.6 | 196.6 | 3.9 | 0.5 |
| Primary products..... | | 213113-P | 06/85 | 194.0 | 197.3 | 198.3 | 3.9 | 0.5 |
| Coal mining services..... | | 213113-0 | 06/85 | 194.0 | 197.3 | 198.3 | 3.9 | 0.5 |
| Support activities for metal mining..... | 213114 | | 12/85 | 164.4 | 168.7 | 168.7 | 9.6 | 0.0 |
| Primary services..... | | 213114-P | 12/85 | 166.3 | 170.7 | 170.7 | 9.6 | 0.0 |
| Metal mining services..... | | 213114-0 | 12/85 | 166.3 | 170.7 | 170.7 | 9.6 | 0.0 |
| Support activities for nonmetallic minerals..... | 213115 | | 06/85 | 151.3 | 151.3 | 151.3 | 0.0 | 0.0 |
| Primary services..... | | 213115-P | 06/85 | 145.6 | 145.6 | 145.6 | 0.0 | 0.0 |
| Nonmetallic minerals support activity (except fuels)..... | | 213115-0 | 06/85 | 145.6 | 145.6 | 145.6 | 0.0 | 0.0 |
| Utilities..... | 221 | | 12/03 | 129.4 | 127.1 | 129.9 | -6.4 | 2.2 |
| Electric power generation, transmission, and distribution..... | 2211 | | 12/03 | 130.5 | 129.9 | 132.3 | -5.3 | 1.8 |
| Electric power generation..... | 22111 | | 12/03 | 123.1 | 116.7 | 120.8 | -18.3 | 3.5 |
| Electric power generation..... | 221110 | | 12/03 | 123.1 | 116.7 | 120.8 | -18.3 | 3.5 |
| Primary products..... | | 221110-P | 12/03 | 124.0 | 117.2 | 122.3 | -18.2 | 4.4 |
| Utilities..... | | 221110-4 | 12/03 | 138.6 | 129.6 | 135.8 | -14.5 | 4.8 |
| Non-utilities..... | | 221110-5 | 12/03 | 96.8 | 93.3 | 96.7 | -25.0 | 3.6 |
| Secondary products and miscellaneous receipts..... | | 221110-SM | | | | | | |
| Miscellaneous receipts..... | | 221110-M | 12/03 | 95.7 | 94.9 | 83.7 | -15.5 | -11.8 |
| Electric power transmission, control, and distribution..... | 22112 | | 12/03 | 132.6 | 134.1 | 136.0 | -0.1 | 1.4 |
| Electric bulk power transmission and control..... | 221121 | | 12/03 | 125.8 | 124.0 | 124.9 | 1.8 | 0.7 |
| Primary products..... | | 221121-P | 12/03 | 126.1 | 124.2 | 125.1 | 1.7 | 0.7 |
| Electric bulk power transmission and control..... | | 221121-3 | 12/03 | 126.1 | 124.2 | 125.1 | 1.7 | 0.7 |
| Secondary products and miscellaneous receipts..... | | 221121-SM1 | | | | | | |
| Electric power distribution..... | 221122 | | 12/03 | 132.5 | 134.1 | 135.9 | -0.2 | 1.3 |
| Primary products..... | | 221122-P | 12/90 | 158.9 | 161.1 | 163.5 | -0.4 | 1.5 |
| Residential electric power..... | | 221122-41 | 12/90 | 157.4 | 158.7 | 159.4 | -1.3 | 0.4 |
| New England..... | | 221122-411 | 12/90 | 129.6 | 130.3 | 131.8 | -1.1 | 1.2 |
| Middle Atlantic..... | | 221122-412 | 12/90 | 135.4 | 131.3 | 130.3 | -3.6 | -0.8 |
| East North Central..... | | 221122-413 | 12/90 | 159.5 | 160.4 | 159.4 | -1.2 | -0.6 |
| West North Central..... | | 221122-414 | 12/90 | 137.5 | 141.3 | 151.2 | 6.8 | 7.0 |
| South Atlantic..... | | 221122-415 | 12/90 | 162.3 | 163.6 | 165.4 | -0.8 | 1.1 |
| East South Central..... | | 221122-416 | 12/90 | 170.4 | 173.4 | 175.8 | 4.5 | 1.4 |
| West South Central..... | | 221122-417 | 12/90 | 169.9 | 171.3 | 165.8 | -8.9 | -3.2 |
| Mountain..... | | 221122-418 | 12/90 | 141.5 | 150.0 | 152.6 | 1.5 | 1.7 |
| Pacific..... | | 221122-419 | 12/90 | 171.3 | 172.7 | 174.0 | -0.1 | 0.8 |
| Commercial electric power..... | | 221122-42 | 12/90 | 156.8 | 160.5 | 164.4 | 0.0 | 2.4 |
| New England..... | | 221122-421 | 12/90 | 157.5 | 158.6 | 170.5 | -0.8 | 7.5 |

See footnotes at end of table.

Table 5. Producer price indexes for the net output of selected industries and their products, not seasonally adjusted — Continued

| Industry and product ¹ | Industry code | Product code | Index base | Index | | | Percent change to June 2012 from: | |
|---|---------------|--------------|------------|------------------------|-----------------------|------------------------|-----------------------------------|----------|
| | | | | Feb. 2012 ² | May 2012 ² | June 2012 ² | June 2011 | May 2012 |
| Electric power distribution - Continued | | | | | | | | |
| Middle Atlantic..... | | 221122-422 | 12/90 | 121.4 | 118.6 | 125.8 | -2.4 | 6.1 |
| East North Central..... | | 221122-423 | 12/90 | 158.3 | 154.7 | 152.7 | 0.4 | -1.3 |
| West North Central..... | | 221122-424 | 12/90 | 132.3 | 135.3 | 154.5 | 4.5 | 14.2 |
| South Atlantic..... | | 221122-425 | 12/90 | 144.7 | 145.4 | 147.6 | 0.4 | 1.5 |
| East South Central..... | | 221122-426 | 12/90 | 157.9 | 159.9 | 164.7 | 4.5 | 3.0 |
| West South Central..... | | 221122-427 | 12/90 | 183.6 | 180.2 | 184.2 | -5.8 | 2.2 |
| Mountain..... | | 221122-428 | 12/90 | 117.4 | 124.9 | 123.2 | 0.1 | -1.4 |
| Pacific..... | | 221122-429 | 12/90 | 203.9 | 235.9 | 233.1 | 1.7 | -1.2 |
| Industrial electric power..... | | 221122-43 | 12/90 | 167.3 | 168.5 | 172.2 | 0.7 | 2.2 |
| New England..... | | 221122-431 | 12/90 | 110.5 | 100.5 | 109.9 | -3.0 | 9.4 |
| Middle Atlantic..... | | 221122-432 | 12/90 | 116.7 | 114.8 | 116.5 | -18.2 | 1.5 |
| East North Central..... | | 221122-433 | 12/90 | 196.1 | 196.3 | 200.2 | 11.8 | 2.0 |
| West North Central..... | | 221122-434 | 12/90 | 153.2 | 155.8 | 167.0 | 5.8 | 7.2 |
| South Atlantic..... | | 221122-435 | 12/90 | 151.5 | 152.5 | 153.0 | 0.3 | 0.3 |
| East South Central..... | | 221122-436 | 12/90 | 152.0 | 147.4 | 154.4 | 2.2 | 4.7 |
| West South Central..... | | 221122-437 | 12/90 | 223.5 | 217.5 | 223.9 | -6.1 | 2.9 |
| Mountain..... | | 221122-438 | 12/90 | 125.6 | 138.2 | 135.9 | 3.3 | -1.7 |
| Pacific..... | | 221122-439 | 12/90 | 180.7 | 196.3 | 194.8 | -0.8 | -0.8 |
| Transportation electric power..... | | 221122-45 | 12/10 | 102.1 | 102.0 | 109.7 | 4.8 | 7.5 |
| Secondary products and miscellaneous receipts..... | | 221122-SM | | | | | | |
| Miscellaneous receipts..... | | 221122-M | 12/90 | 163.4 | 163.4 | 163.4 | 1.9 | 0.0 |
| Natural gas distribution..... | 2212 | | 12/03 | 110.0 | 101.9 | 105.6 | -10.8 | 3.6 |
| Natural gas distribution..... | 22121 | | 12/03 | 110.0 | 101.9 | 105.6 | -10.8 | 3.6 |
| Natural gas distribution..... | 221210 | | 12/03 | 110.0 | 101.9 | 105.6 | -10.8 | 3.6 |
| Primary products..... | | 221210-P | 12/90 | 182.4 | 168.2 | 174.5 | -11.6 | 3.7 |
| Natural gas to ultimate consumers..... | | 221210-11 | 12/90 | 184.1 | 168.4 | 174.3 | -12.9 | 3.5 |
| Residential natural gas..... | | 221210-112 | 12/90 | 181.6 | 167.0 | 173.9 | -13.5 | 4.1 |
| Commercial natural gas..... | | 221210-113 | 12/90 | 184.6 | 164.9 | 170.2 | -15.0 | 3.2 |
| Industrial natural gas..... | | 221210-114 | 12/90 | 177.0 | 153.4 | 157.3 | -18.8 | 2.5 |
| To electric power..... | | 221210-115 | 12/90 | 158.9 | 147.4 | 152.0 | -10.2 | 3.1 |
| Delivered to ultimate consumers for the account of others (transportation only)..... | | 221210-12 | 12/90 | 149.4 | 146.7 | 155.6 | 0.3 | 6.1 |
| Industrial consumer..... | | 221210-122 | 12/90 | 147.7 | 142.3 | 143.7 | -1.8 | 1.0 |
| Other consumers..... | | 221210-123 | 12/90 | 299.6 | 298.5 | 328.8 | 0.9 | 10.2 |
| Secondary products and miscellaneous receipts..... | | 221210-SM | | | | | | |
| Miscellaneous receipts..... | | 221210-M | 12/90 | 177.9 | 177.9 | 177.9 | 1.7 | 0.0 |
| Secondary products..... | | 221210-S | 12/10 | 109.1 | 115.5 | 115.5 | 5.9 | 0.0 |
| Construction industries | | | | | | | | |
| New industrial building construction..... | 236211 | | 06/07 | 109.5 | 109.6 | 109.7 | 3.2 | 0.1 |
| Primary products..... | | 236211-P | 06/07 | 109.5 | 109.6 | 109.7 | 3.2 | 0.1 |
| New warehouse building construction..... | 236221 | | 12/04 | 129.6 | 130.7 | 130.7 | 4.2 | 0.0 |
| Primary products..... | | 236221-P | 12/04 | 129.6 | 130.7 | 130.7 | 4.2 | 0.0 |
| New school building construction..... | 236222 | | 12/05 | 138.8 | 139.8 | 139.9 | 4.4 | 0.1 |
| Primary products..... | | 236222-P | 12/05 | 138.8 | 139.8 | 139.9 | 4.4 | 0.1 |
| New office building construction..... | 236223 | | 06/06 | 117.5 | 117.9 | 117.9 | 3.4 | 0.0 |
| Primary products..... | | 236223-P | 06/06 | 117.5 | 117.9 | 117.9 | 3.4 | 0.0 |
| Concrete contractors, nonresidential building work..... | 23811X | | 12/07 | 105.1 | 105.5 | 105.5 | 1.5 | 0.0 |
| Primary products..... | | 23811X-P | 12/07 | 105.1 | 105.5 | 105.5 | 1.5 | 0.0 |
| Roofing contractors, nonresidential building work..... | 23816X | | 12/07 | 116.2 | 117.4 | 117.3 | 3.4 | -0.1 |
| Primary products..... | | 23816X-P | 12/07 | 116.2 | 117.4 | 117.3 | 3.4 | -0.1 |
| Nonresidential building maintenance & repair..... | 2381MR | | 04/09 | 104.8 | 105.1 | 105.1 | 1.5 | 0.0 |
| Electrical contractors, nonresidential building work..... | 23821X | | 12/07 | 107.1 | 106.6 | 106.6 | 3.2 | 0.0 |
| Primary products..... | | 23821X-P | 12/07 | 107.1 | 106.6 | 106.6 | 3.2 | 0.0 |
| Plumbing, heating and air-conditioning contractors, nonresidential building work..... | 23822X | | 12/07 | 115.3 | 116.0 | 116.0 | 2.9 | 0.0 |
| Primary products..... | | 23822X-P | 12/07 | 115.3 | 116.0 | 116.0 | 2.9 | 0.0 |
| Manufacturing | | | | | | | | |
| Total manufacturing industries..... | | | 12/84 | 192.1 | 193.6 | 192.2 | 0.6 | -0.7 |
| Food mfg..... | 311 | | 12/84 | 194.9 | 196.7 | 197.0 | 2.7 | 0.2 |
| Animal food mfg..... | 3111 | | 12/03 | 165.3 | 170.7 | 171.3 | 1.9 | 0.4 |
| Animal food mfg..... | 31111 | | 12/03 | 165.3 | 170.7 | 171.3 | 1.9 | 0.4 |
| Dog and cat food manufacturing..... | 311111 | | 12/85 | 195.6 | 195.8 | 198.7 | 3.1 | 1.5 |
| Primary products..... | | 311111-P | 12/85 | 197.2 | 197.5 | 200.6 | 2.6 | 1.6 |

See footnotes at end of table.

Table 5. Producer price indexes for the net output of selected industries and their products, not seasonally adjusted — Continued

| Industry and product ¹ | Industry code | Product code | Index base | Index | | | Percent change to June 2012 from: | |
|--|---------------|--------------|------------|------------------------|-----------------------|------------------------|-----------------------------------|----------|
| | | | | Feb. 2012 ² | May 2012 ² | June 2012 ² | June 2011 | May 2012 |
| Dog and cat food manufacturing - Continued | | | | | | | | |
| Dog food..... | | 311111-1 | 12/85 | 206.6 | 207.1 | 210.3 | 2.6 | 1.5 |
| Canned dog food..... | | 311111-11 | 12/98 | 137.8 | 137.8 | 143.0 | 4.2 | 3.8 |
| Dry and semi-moist dog food..... | | 311111-14 | 12/11 | 100.1 | 100.4 | 101.4 | - | 1.0 |
| Cat food..... | | 311111-4 | 12/85 | 181.4 | 181.5 | 184.4 | 2.7 | 1.6 |
| Canned cat food..... | | 311111-44 | 12/11 | 104.8 | 104.8 | 109.5 | - | 4.5 |
| Dry and semi-moist cat food..... | | 311111-45 | 12/98 | 158.4 | 158.5 | 158.5 | -1.5 | 0.0 |
| Secondary products and miscellaneous receipts..... | | 311111-SM | | | | | | |
| Miscellaneous receipts..... | | 311111-M1 | 12/10 | 110.9 | 110.9 | 110.7 | 10.7 | -0.2 |
| Other animal food manufacturing..... | 311119 | | 12/80 | 195.1 | 204.7 | 204.3 | 1.5 | -0.2 |
| Primary products..... | | 311119-P | 12/80 | 190.7 | 200.2 | 199.9 | 1.5 | -0.1 |
| Swine feed, supplements, concentrates, and premixes..... | | 311119-B | 12/11 | 101.8 | 106.7 | 106.4 | - | -0.3 |
| Beef cattle feed, supplements, concentrates, and premixes..... | | 311119-H | 12/11 | 98.3 | 102.5 | 103.4 | - | 0.9 |
| Other poultry and livestock feeds..... | | 311119-N | 12/80 | 238.0 | 240.5 | 241.5 | 1.9 | 0.4 |
| Other prepared animal feeds, including feeding materials and adjuncts..... | | 311119-Q | 12/80 | 267.9 | 259.2 | 252.7 | -3.8 | -2.5 |
| Specialty feeds..... | | 311119-R | 06/91 | 197.6 | 202.4 | 203.1 | 6.4 | 0.3 |
| Chicken and turkey feed, supplements, concentrates, and premixes..... | | 311119-1 | 12/80 | 163.7 | 175.2 | 175.0 | -0.1 | -0.1 |
| Dairy cattle feed, supplements, concentrates, and premixes..... | | 311119-5 | 12/11 | 99.5 | 105.7 | 105.7 | - | 0.0 |
| Secondary products and miscellaneous receipts..... | | 311119-SM | | | | | | |
| Miscellaneous receipts..... | | 311119-M | 12/80 | 218.6 | 228.3 | 226.8 | 1.7 | -0.7 |
| Secondary products..... | | 311119-S | 12/80 | 273.3 | 279.7 | 277.6 | 2.1 | -0.8 |
| Grain & oilseed milling..... | 3112 | | 12/03 | 156.8 | 160.7 | 161.3 | 0.4 | 0.4 |
| Flour milling & malt mfg..... | 31121 | | 12/03 | 166.4 | 165.3 | 165.1 | -0.7 | -0.1 |
| Flour Milling..... | 311211 | | 06/83 | 196.9 | 196.1 | 195.5 | -3.6 | -0.3 |
| Primary products..... | | 311211-P | 06/83 | 201.9 | 200.8 | 200.1 | -4.0 | -0.3 |
| Prepared flour mixes, including refrigerated and frozen doughs and batters, made in flour mills..... | | 311211-A | 06/83 | 195.1 | 194.8 | 194.9 | -1.9 | 0.1 |
| Other grain mill products..... | | 311211-B | 06/83 | 230.5 | 233.5 | 232.4 | -2.4 | -0.5 |
| Wheat flour (except flour mixes), made in flour mills..... | | 311211-1 | 06/83 | 215.7 | 213.2 | 213.3 | -3.0 | 0.0 |
| Wheat mill products except flour..... | | 311211-4 | 06/83 | 139.8 | 141.1 | 140.4 | -6.8 | -0.5 |
| Corn mill products..... | | 311211-7 | 06/83 | 173.2 | 174.3 | 171.0 | -3.5 | -1.9 |
| Secondary products and miscellaneous receipts..... | | 311211-SM | | | | | | |
| Rice milling..... | 311212 | | 06/84 | 168.7 | 167.0 | 166.7 | 5.1 | -0.2 |
| Primary products..... | | 311212-P | 06/84 | 169.5 | 167.7 | 167.4 | 5.0 | -0.2 |
| Milled rice and byproducts..... | | 311212-0 | 12/03 | 163.2 | 161.5 | 161.2 | 5.0 | -0.2 |
| Milled rice (incl second heads, screenings, brewers, bran, sharps, rice flour, and byproducts)..... | | 311212-04 | 06/03 | 212.8 | 235.9 | 236.7 | 32.5 | 0.3 |
| Head rice not packaged with other ingredients..... | | 311212-06 | 12/11 | 96.6 | 94.0 | 93.9 | - | -0.1 |
| Secondary products and miscellaneous receipts..... | | 311212-SM | | | | | | |
| Malt manufacturing..... | 311213 | | 06/85 | 167.8 | 164.5 | 167.8 | 14.3 | 2.0 |
| Primary products..... | | 311213-P | 06/85 | 168.4 | 165.1 | 168.5 | 14.3 | 2.1 |
| Malt..... | | 311213-0 | 06/85 | 168.4 | 165.1 | 168.5 | 14.3 | 2.1 |
| Starch & vegetable fats & oils mfg..... | 31122 | | 12/03 | 162.8 | 169.4 | 170.5 | 0.1 | 0.6 |
| Wet corn milling..... | 311221 | | 06/85 | 210.7 | 215.1 | 216.4 | -1.9 | 0.6 |
| Primary products..... | | 311221-P | 06/85 | 208.0 | 215.0 | 216.1 | 0.5 | 0.5 |
| Wet process corn byproducts..... | | 311221-A | 06/85 | 194.5 | 206.7 | 217.0 | 1.3 | 5.0 |
| Corn sweeteners..... | | 311221-1 | 06/85 | 197.0 | 197.4 | 197.4 | -4.3 | 0.0 |
| Manufactured starch..... | | 311221-4 | 06/85 | 237.4 | 256.1 | 252.4 | 10.6 | -1.4 |
| Secondary products and miscellaneous receipts..... | | 311221-SM | | | | | | |
| Oilseed processing..... | 311224 | | 12/11 | 104.3 | 112.4 | 113.9 | - | 1.3 |
| Primary products..... | | 311224-P | 12/11 | 104.5 | 113.2 | 115.2 | - | 1.8 |
| Soybean processing..... | | 311224-1 | 12/79 | 166.3 | 180.9 | 184.1 | 5.6 | 1.8 |
| Soybean oil..... | | 311224-11 | 12/79 | 225.5 | 232.9 | 227.4 | -1.9 | -2.4 |
| Crude soybean oil, degummed..... | | 311224-111 | 05/88 | 267.6 | 281.7 | 276.4 | 1.7 | -1.9 |
| Soybean oil, all other types..... | | 311224-112 | 12/03 | 231.5 | 232.5 | 225.1 | -7.0 | -3.2 |
| Soybean cake, meal, and other byproducts..... | | 311224-12 | 12/79 | 142.2 | 161.2 | 169.1 | 12.1 | 4.9 |
| Soybean cake and meal..... | | 311224-121 | 12/09 | 99.2 | 113.6 | 119.9 | 11.3 | 5.5 |
| Other soybean products, including isolates and concentrates..... | | 311224-122 | 12/09 | 162.9 | 170.4 | 169.5 | 7.8 | -0.5 |
| Other oilseed processing..... | | 311224-2 | 12/03 | 190.9 | 194.2 | 198.5 | -5.0 | 2.2 |
| Cottonseed oil, once refined (after caustic wash but before deodorizing or use in end products)..... | | 311224-22 | 06/85 | 285.5 | 289.0 | 283.2 | -1.8 | -2.0 |
| Cotton linters..... | | 311224-23 | 06/85 | 276.1 | 241.1 | 239.2 | -41.2 | -0.8 |
| Cottonseed cake, meal, hulls, and other byproducts..... | | 311224-24 | 06/85 | 417.7 | 428.8 | 428.3 | -0.3 | -0.1 |
| Cottonseed cake and meal..... | | 311224-241 | 12/11 | 90.0 | 96.2 | 99.1 | - | 3.0 |

See footnotes at end of table.

Table 5. Producer price indexes for the net output of selected industries and their products, not seasonally adjusted — Continued

| Industry and product ¹ | Industry code | Product code | Index base | Index | | | Percent change to June 2012 from: | |
|---|---------------|--------------|------------|------------------------|-----------------------|------------------------|-----------------------------------|----------|
| | | | | Feb. 2012 ² | May 2012 ² | June 2012 ² | June 2011 | May 2012 |
| Oilseed processing - Continued | | | | | | | | |
| Cottonseed hulls and other cottonseed byproducts. | | 311224-242 | 12/11 | 66.0 | — | — | — | — |
| Other vegetable oils and vegetable mill products. | | 311224-25 | 12/11 | 93.7 | 95.7 | 99.3 | — | 3.8 |
| Other crude vegetable oils (linseed, peanut, sunflower, etc.) | | 311224-251 | 01/99 | 150.6 | 150.8 | 149.0 | -7.5 | -1.2 |
| Other vegetable oils, once-refined. | | 311224-252 | 12/85 | 231.8 | 249.4 | 257.9 | -2.0 | 3.4 |
| Other vegetable oil mill products. | | 311224-253 | 12/85 | 242.9 | 257.1 | 293.8 | 10.1 | 14.3 |
| Secondary and miscellaneous products. | | 311224-SM | | | | | | |
| Miscellaneous products. | | 311224-M | 12/11 | 90.3 | — | 89.9 | — | — |
| Fats and oils refining and blending. | 311225 | | 12/81 | 291.4 | 292.4 | 290.8 | -2.0 | -0.5 |
| Primary products. | | 311225-P | 12/81 | 309.4 | 312.2 | 310.8 | -2.4 | -0.4 |
| Shortening and cooking oils. | | 311225-2 | 12/81 | 292.5 | 294.4 | 292.9 | -4.3 | -0.5 |
| Margarine, butter blends, and butter substitutes. | | 311225-4 | 02/04 | 133.0 | 136.6 | 136.3 | 10.7 | -0.2 |
| Secondary products and miscellaneous receipts. | | 311225-SM | | | | | | |
| Secondary products. | | 311225-S | 02/04 | 151.9 | 146.5 | 144.6 | 1.8 | -1.3 |
| Breakfast cereal manufacturing. | 31123 | | 12/03 | 123.9 | 124.2 | 124.3 | 3.6 | 0.1 |
| Breakfast cereal manufacturing. | 311230 | | 12/83 | 206.1 | 206.7 | 206.8 | 3.6 | 0.0 |
| Primary products. | | 311230-P | 12/83 | 216.8 | 217.5 | 217.3 | 2.6 | -0.1 |
| Breakfast cereal. | | 311230-1 | 12/83 | 215.7 | 216.3 | 216.2 | 2.8 | 0.0 |
| Secondary products and miscellaneous receipts. | | 311230-SM | | | | | | |
| Secondary products. | | 311230-S | 12/83 | 186.8 | 186.8 | 188.3 | 7.8 | 0.8 |
| Sugar & confectionery product mfg. | 3113 | | 12/84 | 204.7 | 204.0 | 203.9 | 1.2 | 0.0 |
| Sugar mfg. | 31131 | | 12/03 | 173.7 | 169.9 | 169.3 | -3.6 | -0.4 |
| Beet sugar manufacturing. | 311313 | | 06/82 | 198.7 | 195.5 | 195.5 | 4.0 | 0.0 |
| Primary products. | | 311313-P | 06/82 | 203.7 | 200.3 | 200.3 | 4.1 | 0.0 |
| Beet sugar. | | 311313-0 | 06/82 | 207.2 | 203.6 | 203.7 | 4.1 | 0.0 |
| Secondary products and miscellaneous receipts. | | 311313-SM | | | | | | |
| Sugar cane mills and cane sugar refining. | 311314 | | 12/11 | 98.9 | 96.2 | 95.6 | — | -0.6 |
| Primary products. | | 311314-P | 12/11 | 98.9 | 96.2 | 95.4 | — | -0.8 |
| Raw cane sugar and sugar cane mill products and by-products. | | 311314-1 | 06/82 | 186.1 | 174.9 | 176.3 | -5.1 | 0.8 |
| Refined granulated cane sugar and by-products. | | 311314-2 | 06/82 | 212.6 | 211.0 | 207.1 | -8.8 | -1.8 |
| Secondary products and miscellaneous receipts. | | 311314-SM | | | | | | |
| Nonchocolate confectionery mfg. | 31134 | | 12/03 | 139.0 | 139.1 | 140.4 | 3.3 | 0.9 |
| Nonchocolate confectionery manufacturing. | 311340 | | 12/03 | 138.9 | 139.0 | 140.3 | 3.3 | 0.9 |
| Primary products. | | 311340-P | 12/03 | 140.4 | 140.5 | 142.0 | 3.1 | 1.1 |
| Nonchocolate-type confectionery products, made and packaged for shipment. | | 311340-1 | 06/83 | 211.4 | 211.6 | 214.9 | 4.0 | 1.6 |
| Chewing gum, bubble gum, and chewing gum base. | | 311340-4 | 12/84 | 228.7 | 228.7 | 228.7 | 0.4 | 0.0 |
| Secondary products and miscellaneous receipts. | | 311340-SM | | | | | | |
| Secondary products. | | 311340-S | 12/03 | 141.9 | 142.1 | 141.7 | 8.8 | -0.3 |
| Chocolate and confectionery manufacturing. | 31135 | | 12/11 | 101.2 | 101.4 | 101.2 | — | -0.2 |
| Confectionery manufacturing from cacao beans. | 311351 | | 12/11 | 99.7 | 99.1 | 98.5 | — | -0.6 |
| Primary products. | | 311351-P | 12/11 | 99.6 | 99.0 | 98.4 | — | -0.6 |
| Chocolate coatings, made from cacao beans. | | 311351-1 | 12/11 | 98.6 | 96.8 | 96.1 | — | -0.7 |
| Chocolate and chocolate-type confectionery products, made from cacao beans. | | 311351-4 | 12/11 | 100.0 | 100.0 | 100.0 | — | 0.0 |
| Other chocolate and cocoa products, made from cacao beans. | | 311351-7 | 12/11 | 99.7 | 98.9 | 97.5 | — | -1.4 |
| Sweetened chocolate, excluding coatings, made from cacao beans. | | 311351-71 | 12/11 | 99.7 | 98.9 | 97.9 | — | -1.0 |
| Unsweetened choc & sweetened & unsweetened cocoa powder, ex. coatings, made from cacao beans. | | 311351-72 | 12/11 | 100.1 | 99.2 | 96.9 | — | -2.3 |
| Cocoa butter, liquor, and cocoa base chocolate syrup, made from cacao beans. | | 311351-73 | 12/11 | 98.8 | 98.2 | 98.0 | — | -0.2 |
| Secondary products and miscellaneous receipts. | | 311351-SM | | | | | | |
| Confectionery mfg. from purchased chocolate. | 311352 | | 12/11 | 101.8 | 102.3 | 102.2 | — | -0.1 |
| Primary products. | | 311352-P | 12/11 | 102.1 | 102.3 | 102.0 | — | -0.3 |
| Choc & choc-type confectionery products, made from purch choc not retailed at mfg. location. | | 311352-1 | 12/11 | 102.1 | 102.2 | 101.9 | — | -0.3 |
| Choc & choc-type confectionery products, made from purch choc retailed at mfg establishment. | | 311352-2 | 12/11 | 101.9 | 103.5 | 104.9 | — | 1.4 |
| Secondary products and miscellaneous receipts. | | 311352-SM | | | | | | |
| Miscellaneous receipts. | | 311352-M | 12/11 | 100.0 | — | 100.0 | — | — |
| Secondary products. | | 311352-S | 12/11 | 100.6 | 104.2 | 104.5 | — | 0.3 |
| Fruit & vegetable preserving & specialty food mfg. | 3114 | | 12/84 | 176.1 | 176.7 | 176.1 | 4.7 | -0.3 |
| Frozen food manufacturing. | 31141 | | 12/03 | 130.2 | 130.3 | 130.0 | 5.0 | -0.2 |

See footnotes at end of table.

Table 5. Producer price indexes for the net output of selected industries and their products, not seasonally adjusted — Continued

| Industry and product ¹ | Industry code | Product code | Index base | Index | | | Percent change to June 2012 from: | |
|--|---------------|--------------|------------|------------------------|-----------------------|------------------------|-----------------------------------|----------|
| | | | | Feb. 2012 ² | May 2012 ² | June 2012 ² | June 2011 | May 2012 |
| Frozen fruit and vegetable manufacturing..... | 311411 | | 06/81 | 222.5 | 222.9 | 222.2 | 10.2 | -0.3 |
| Primary products..... | | 311411-P | 06/81 | 208.2 | 208.1 | 208.0 | 10.6 | 0.0 |
| Frozen fruits, juices, ades, drinks, and cocktails..... | | 311411-1 | 06/81 | 194.7 | 193.0 | 182.7 | 6.5 | -5.3 |
| Frozen fruits..... | | 311411-11 | 12/90 | 203.4 | 215.8 | 226.4 | 35.2 | 4.9 |
| Frozen concentrated juices, excluding orange juice..... | | 311411-16 | 06/81 | 239.5 | 238.6 | 231.9 | - | -2.8 |
| Frozen concentrated orange juice, consumer and institutional..... | | 311411-17 | 06/81 | 176.2 | 159.4 | 124.7 | -21.7 | -21.8 |
| Frozen vegetables..... | | 311411-4 | 06/81 | 220.6 | 221.1 | 224.9 | 12.1 | 1.7 |
| Frozen vegetables, other than potato products..... | | 311411-47 | 12/11 | 100.3 | 100.8 | 100.8 | - | 0.0 |
| Frozen potato products (French-fried, patties, puffs, etc.)..... | | 311411-48 | 12/11 | 100.2 | 100.2 | 103.4 | - | 3.2 |
| Secondary products and miscellaneous receipts..... | | 311411-SM | | | | | | |
| Frozen specialty food manufacturing..... | 311412 | | 12/82 | 164.7 | 164.7 | 164.6 | 0.7 | -0.1 |
| Primary products..... | | 311412-P | 12/82 | 168.2 | 168.1 | 168.1 | 0.8 | 0.0 |
| Frozen dinners and nationality foods..... | | 311412-1 | 12/82 | 161.9 | 161.8 | 161.8 | 0.2 | 0.0 |
| Other frozen specialties, excluding seafood..... | | 311412-4 | 06/91 | 144.3 | 144.3 | 144.2 | 2.3 | -0.1 |
| Secondary products and miscellaneous receipts..... | | 311412-SM | | | | | | |
| Secondary products..... | | 311412-S | 12/82 | 154.3 | 153.4 | 151.9 | -2.6 | -1.0 |
| Fruit & vegetable canning, pickling & drying..... | 31142 | | 12/03 | 134.1 | 134.7 | 134.2 | 4.5 | -0.4 |
| Fruit and vegetable canning..... | 311421 | | 06/81 | 197.7 | 198.3 | 197.2 | 4.4 | -0.6 |
| Primary products..... | | 311421-P | 06/81 | 197.5 | 198.1 | 197.9 | 4.5 | -0.1 |
| Canned vegetable juices..... | | 311421-A | 06/81 | 161.5 | 161.5 | 161.5 | 0.2 | 0.0 |
| Canned catsup and other tomato based sauces..... | | 311421-D | 06/81 | 178.2 | 178.4 | 177.0 | 0.2 | -0.8 |
| Canned jams, jellies and preserves..... | | 311421-G | 06/81 | 191.6 | 194.8 | 194.8 | 6.7 | 0.0 |
| Canned and fresh fruit juices, nectars, and concentrates... .. | | 311421-K | 12/11 | 102.4 | 102.7 | 103.1 | - | 0.4 |
| Pickles and other pickled products..... | | 311421-Q | 06/81 | 235.5 | 235.6 | 235.6 | 3.6 | 0.0 |
| Canned fruits, except baby foods..... | | 311421-1 | 06/81 | 205.3 | 205.2 | 203.7 | 3.2 | -0.7 |
| Canned vegetables..... | | 311421-5 | 06/81 | 198.2 | 199.1 | 199.5 | 9.3 | 0.2 |
| Secondary products and miscellaneous receipts..... | | 311421-SM | | | | | | |
| Miscellaneous receipts..... | | 311421-M | 06/81 | 139.3 | 140.7 | 124.3 | -3.2 | -11.7 |
| Secondary products..... | | 311421-S | 06/81 | 221.0 | 219.7 | 218.3 | 7.3 | -0.6 |
| Specialty canning..... | 311422 | | 12/82 | 219.8 | 219.8 | 219.2 | 3.6 | -0.3 |
| Primary products..... | | 311422-P | 12/82 | 230.1 | 230.0 | 229.3 | 4.7 | -0.3 |
| Canned baby foods and other canned specialty/nationality foods..... | | 311422-1Z | 06/08 | 105.1 | 105.3 | 105.2 | 3.5 | -0.1 |
| Canned soups and stews, excluding frozen and seafood... .. | | 311422-4Z | 12/82 | 293.4 | 293.0 | 291.7 | 4.8 | -0.4 |
| Canned dry beans..... | | 311422-7 | 12/82 | 160.1 | 160.2 | 159.9 | 5.7 | -0.2 |
| Secondary products and miscellaneous receipts..... | | 311422-SM | | | | | | |
| Secondary products..... | | 311422-S | 12/82 | 178.2 | 178.5 | 178.3 | 0.2 | -0.1 |
| Dried and dehydrated food manufacturing..... | 311423 | | 12/82 | 212.9 | 217.4 | 217.0 | 6.0 | -0.2 |
| Primary products..... | | 311423-P | 12/82 | 215.9 | 218.0 | 217.7 | 5.4 | -0.1 |
| Soup mixes (oriental/dried/dehydrated/freeze-dried) and bouillon..... | | 311423-1 | 12/82 | 226.6 | 226.4 | 225.9 | 8.2 | -0.2 |
| Dried and dehydrated fruits and vegetables, incl. freeze-dried..... | | 311423-5 | 12/82 | 206.7 | 208.5 | 208.5 | 3.3 | 0.0 |
| Macaroni/noodle products, packaged with other ingredients, excluding canned or frozen..... | | 311423-7 | 06/98 | 132.0 | - | - | - | - |
| Secondary products and miscellaneous receipts..... | | 311423-SM | | | | | | |
| Miscellaneous receipts..... | | 311423-M | 09/86 | 211.4 | 239.3 | - | - | - |
| Secondary products..... | | 311423-S | 12/82 | 190.3 | 193.2 | 191.5 | 4.5 | -0.9 |
| Dairy product mfg..... | 3115 | | 12/84 | 190.3 | 186.2 | 184.8 | -7.2 | -0.8 |
| Dairy product (except frozen) mfg..... | 31151 | | 12/03 | 136.7 | 133.3 | 132.2 | -8.8 | -0.8 |
| Fluid milk manufacturing..... | 311511 | | 12/82 | 213.9 | 209.3 | 208.0 | -7.4 | -0.6 |
| Primary products..... | | 311511-P | 12/82 | 203.4 | 199.0 | 198.0 | -8.4 | -0.5 |
| Yogurt, excluding frozen..... | | 311511-A | 12/82 | 149.8 | 152.4 | 152.4 | 2.6 | 0.0 |
| Perishable dairy product substitutes..... | | 311511-D | 12/91 | 134.9 | 137.9 | 137.9 | 8.8 | 0.0 |
| Other packaged milk products..... | | 311511-G | 12/91 | 191.7 | 190.1 | 188.6 | -5.7 | -0.8 |
| Fluid milk and cream, bulk sales..... | | 311511-1 | 12/91 | 150.5 | 138.9 | 140.9 | -19.3 | 1.4 |
| Fluid milk and related products, packaged (incl. cartons, bottles, cans, etc.) excl. U.H.T..... | | 311511-5 | 12/82 | 219.3 | 215.2 | 213.0 | -8.3 | -1.0 |
| Fluid milk, whole, packaged, excluding U.H.T..... | | 311511-51 | 12/82 | 208.4 | 204.7 | 202.0 | -10.3 | -1.3 |
| Fluid milk, lowfat, packaged, excluding U.H.T..... | | 311511-52 | 12/82 | 237.8 | 232.6 | 230.9 | -7.8 | -0.7 |
| Fluid milk, skim, packaged, excluding U.H.T..... | | 311511-53 | 12/82 | 239.6 | 238.0 | 236.7 | -5.9 | -0.5 |
| Other fluid milk related products, packaged, incl. cartons, bottles, cans, and dispenser cans..... | | 311511-54 | 06/98 | 158.7 | 155.2 | 153.2 | -6.5 | -1.3 |
| Cottage cheese (including bakers', pot, and farmers' cheese)..... | | 311511-7 | 12/82 | 228.3 | 226.9 | 222.4 | -7.1 | -2.0 |
| Secondary products and miscellaneous receipts..... | | 311511-SM | | | | | | |
| Miscellaneous receipts..... | | 311511-M | 12/82 | 259.7 | 255.5 | 257.1 | -3.2 | 0.6 |
| Secondary products..... | | 311511-S | 12/82 | 197.9 | 193.0 | 187.4 | -5.0 | -2.9 |

See footnotes at end of table.

Table 5. Producer price indexes for the net output of selected industries and their products, not seasonally adjusted — Continued

| Industry and product ¹ | Industry code | Product code | Index base | Index | | | Percent change to June 2012 from: | |
|--|---------------|--------------|------------|------------------------|-----------------------|------------------------|-----------------------------------|----------|
| | | | | Feb. 2012 ² | May 2012 ² | June 2012 ² | June 2011 | May 2012 |
| Creamery butter manufacturing..... | 311512 | | 06/84 | 116.8 | 107.6 | 111.3 | -31.3 | 3.4 |
| Primary products..... | | 311512-P | 06/84 | 106.4 | 96.2 | 101.6 | -33.8 | 5.6 |
| Creamery butter..... | | 311512-0 | 06/84 | 106.4 | 96.2 | 101.6 | -33.8 | 5.6 |
| Secondary products and miscellaneous receipts..... | | 311512-SM | | | | | | |
| Secondary products..... | | 311512-S | 06/84 | 132.6 | 132.3 | 126.1 | -21.4 | -4.7 |
| Cheese manufacturing..... | 311513 | | 06/81 | 178.2 | 173.6 | 172.9 | -6.9 | -0.4 |
| Primary products..... | | 311513-P | 06/81 | 162.9 | 160.3 | 160.2 | -7.3 | -0.1 |
| Raw liquid whey..... | | 311513-A | 12/04 | 320.1 | 276.8 | 259.1 | 28.3 | -6.4 |
| Natural cheese (cheddar, Swiss, Italian, brick, cream, grated, dried etc.) excl. cottage cheese..... | | 311513-1 | 06/81 | 151.4 | 149.3 | 149.9 | -10.5 | 0.4 |
| Natural cheese, except lowfat, shipped in consumer packages or containers (3 lbs. or less)..... | | 311513-1111 | 12/04 | 121.0 | 118.0 | 116.3 | -1.1 | -1.4 |
| Natural cheese, except lowfat, shipped in packages or containers (more than 3 lbs.) or bulk..... | | 311513-1121 | 12/04 | 99.3 | 97.9 | 99.2 | -14.5 | 1.3 |
| Lowfat natural cheese, except cottage cheese, shipped in consumer packages (3 lbs. or less)..... | | 311513-1131 | 06/10 | 100.0 | 100.4 | 98.5 | -10.5 | -1.9 |
| Lowfat natural cheese, except cottage cheese, shipped in packages (more than 3 lbs.) or in bulk..... | | 311513-1141 | 06/10 | 107.8 | 110.4 | 113.8 | -17.8 | 3.1 |
| Process cheese and related products..... | | 311513-4 | 06/81 | 163.7 | 160.5 | 157.8 | -0.4 | -1.7 |
| Process cheese, shipped in consumer packages or containers (3 lbs. or less)..... | | 311513-41 | 06/10 | 109.7 | 108.7 | 108.6 | 2.3 | -0.1 |
| All other process cheese and related products..... | | 311513-42 | 06/10 | 118.7 | 115.8 | 113.0 | -2.0 | -2.4 |
| Cheese substitutes and imitations..... | | 311513-7 | 12/04 | 173.6 | 173.6 | 173.6 | 7.8 | 0.0 |
| Secondary products and miscellaneous receipts..... | | 311513-SM | | | | | | |
| Secondary products..... | | 311513-S | 06/81 | 235.3 | 214.0 | 208.7 | -0.6 | -2.5 |
| Dry, condensed, and evaporated dairy products..... | 311514 | | 12/83 | 194.2 | 189.4 | 182.9 | -11.8 | -3.4 |
| Primary products..... | | 311514-P | 12/83 | 216.4 | 212.1 | 204.1 | -9.3 | -3.8 |
| Ice cream mixes and related products..... | | 311514-A | 04/00 | 157.3 | 153.3 | 151.4 | -3.3 | -1.2 |
| Dairy product substitutes..... | | 311514-D | 06/92 | 159.3 | 159.5 | 159.5 | 4.5 | 0.0 |
| Dry milk products and mixtures..... | | 311514-1 | 12/83 | 190.1 | 185.2 | 169.3 | -18.1 | -8.6 |
| Canned milk products (consumer-type cans), except substitutes..... | | 311514-5 | 12/83 | 284.6 | 285.3 | 284.4 | -1.1 | -0.3 |
| Concentrated milk products shipped in bulk (barrels, drums, and tanks)..... | | 311514-7 | 12/83 | 185.6 | 159.7 | 153.8 | -28.0 | -3.7 |
| Secondary products and miscellaneous receipts..... | | 311514-SM | | | | | | |
| Ice cream and frozen dessert mfg..... | 31152 | | 12/03 | 129.5 | 130.0 | 130.2 | 6.0 | 0.2 |
| Ice cream and frozen dessert manufacturing..... | 311520 | | 06/83 | 208.0 | 208.9 | 209.2 | 6.0 | 0.1 |
| Primary products..... | | 311520-P | 06/83 | 212.1 | 212.5 | 213.0 | 6.3 | 0.2 |
| Ice cream and frozen desserts..... | | 311520-0 | 06/83 | 212.1 | 212.5 | 213.0 | 6.3 | 0.2 |
| Ice cream, excl. lowfat and nonfat (incl. custards), shipped in bulk (containers 3 gal or more)..... | | 311520-01 | 06/83 | 207.2 | 209.5 | 214.9 | 5.9 | 2.6 |
| Ice cream, excl. lowfat and nonfat (incl. custards), shipped in sizes (less than 3 gal)..... | | 311520-02 | 06/83 | 220.1 | 220.1 | 220.2 | 7.2 | 0.0 |
| Ice cream, excluding lowfat and nonfat (including custards), novelty forms..... | | 311520-03 | 06/92 | 148.3 | 148.7 | 148.4 | 4.4 | -0.2 |
| Lowfat and nonfat ice cream (including custards)..... | | 311520-04 | 12/98 | 136.1 | 136.0 | 136.0 | 7.9 | 0.0 |
| Other frozen desserts (yogurt, sherbet, water ices, mellorine, frozen pudding etc.)..... | | 311520-05 | 12/98 | 152.6 | 153.0 | 153.2 | 6.2 | 0.1 |
| Secondary products and miscellaneous receipts..... | | 311520-SM | | | | | | |
| Miscellaneous receipts..... | | 311520-M | 06/83 | 200.0 | 213.0 | 210.0 | 3.9 | -1.4 |
| Secondary products..... | | 311520-S | 06/83 | 165.6 | - | - | - | - |
| Animal slaughtering & processing..... | 31161 | | 12/84 | 173.2 | 177.9 | 179.2 | 7.9 | 0.7 |
| Animal, except poultry, slaughtering..... | 311611 | | 12/80 | 183.9 | 188.5 | 192.3 | 8.0 | 2.0 |
| Primary products..... | | 311611-P | 12/80 | 184.2 | 188.9 | 193.4 | 7.9 | 2.4 |
| Pork, not canned or made into sausage, slaughtering plants..... | | 311611-A | 12/80 | 156.7 | 145.9 | 150.3 | -8.5 | 3.0 |
| Lard, made in slaughtering plants..... | | 311611-D | 12/80 | 409.0 | 436.3 | 449.8 | 2.6 | 3.1 |
| Pork, processed, not made into sausage, slaughtering plants..... | | 311611-G | 12/80 | 185.8 | 174.7 | 191.6 | 2.0 | 9.7 |
| Sausage/similar products, exc. canned, slaughtering plants..... | | 311611-J | 12/80 | 195.9 | 194.1 | 194.6 | 5.6 | 0.3 |
| Hides, skins, and pelts, made in slaughtering plants..... | | 311611-Q | 12/80 | 206.1 | 238.3 | 235.1 | -2.0 | -1.3 |
| Miscellaneous byproducts of slaughtering plants..... | | 311611-R | 12/80 | 345.9 | 392.6 | 383.2 | -9.4 | -2.4 |
| Beef, not canned or made into sausage, slaughtering plants..... | | 311611-1 | 12/80 | 183.9 | 194.5 | 199.7 | 18.0 | 2.7 |
| Beef, fresh/frozen whole/half carcass, slaughtering plants..... | | 311611-10 | 12/80 | 190.8 | 189.3 | 190.9 | 9.0 | 0.8 |
| Beef, fresh/frozen variety meats/other meats, slaughtering..... | | 311611-16 | 12/80 | 164.0 | 174.1 | 174.1 | 7.5 | 0.0 |
| Beef, fresh/frozen, primal and subprimal cut, slaughtering..... | | 311611-17 | 12/95 | 165.1 | 175.6 | 180.9 | 24.1 | 3.0 |
| Veal, not canned or made into sausage, slaughtering plants..... | | 311611-4 | 01/89 | 119.7 | 119.0 | 119.2 | 15.4 | 0.2 |

See footnotes at end of table.

Table 5. Producer price indexes for the net output of selected industries and their products, not seasonally adjusted — Continued

| Industry and product ¹ | Industry code | Product code | Index base | Index | | | Percent change to June 2012 from: | |
|---|---------------|--------------|------------|------------------------|-----------------------|------------------------|-----------------------------------|----------|
| | | | | Feb. 2012 ² | May 2012 ² | June 2012 ² | June 2011 | May 2012 |
| Animal, except poultry, slaughtering - Continued | | | | | | | | |
| Lamb/mutton, not canned/made into sausage, slaughtering..... | | 311611-7 | 12/95 | 218.6 | 191.2 | - | - | - |
| Secondary products and miscellaneous receipts..... | | 311611-SM | | | | | | |
| Miscellaneous receipts..... | | 311611-M | 06/01 | 196.4 | - | - | - | - |
| Secondary products..... | | 311611-S | 12/80 | 122.4 | 127.1 | 123.7 | 8.4 | -2.7 |
| Meat processed from carcasses..... | 311612 | | | | | | | |
| Primary products..... | | 311612-P | 12/82 | 171.1 | 172.5 | 171.7 | 2.4 | -0.5 |
| Other processed, frozen, or cooked meats, made from purchased carcasses..... | | 311612-A | 12/82 | 166.3 | 167.5 | 166.5 | 2.6 | -0.6 |
| Boxed meat (beef, pork, lamb, etc.), made from purchased carcasses..... | | 311612-A1 | 06/08 | 175.3 | 179.3 | 179.5 | 6.2 | 0.1 |
| Frozen ground meat patties, made from purchased carcasses..... | | 311612-A2 | 12/88 | 119.0 | 121.6 | 121.7 | 8.4 | 0.1 |
| Frozen portion control meats, made from purchased carcasses..... | | 311612-A3 | 12/88 | 192.9 | 199.1 | 195.7 | 1.5 | -1.7 |
| Pork rind pellets (incl cracklings), oth proc, froz or cooked meats & collagen sausage casings..... | | 311612-A4 | 12/88 | 139.9 | 149.1 | 153.8 | 10.4 | 3.2 |
| Pork, processed or cured, not canned or made into sausage, mfpc..... | | 311612-1 | 12/88 | 144.1 | 144.9 | 146.0 | 6.6 | 0.8 |
| Pickled, dry salt/dry-cured pork, slab bacon, lard, not canned or made into sausage, mfpc..... | | 311612-1Q | 06/08 | 135.7 | 133.7 | 129.8 | -4.5 | -2.9 |
| Smoked hams and picnics, except canned, made from purchased carcasses..... | | 311612-12 | 06/08 | 136.9 | - | - | - | - |
| Smoked sliced bacon, made from purchased carcasses.. | | 311612-12 | 06/08 | 113.1 | 111.5 | 103.4 | -7.9 | -7.3 |
| Other smoked pork, not canned or made into sausage, made from purchased carcasses..... | | 311612-14 | 06/08 | 133.4 | 132.6 | 131.3 | -5.3 | -1.0 |
| Boiled ham, barbecue pork, and other cooked pork, except canned meats and sausage, mfpc..... | | 311612-15 | 06/08 | 122.4 | 121.7 | 121.5 | -2.2 | -0.2 |
| Sausage and similar products, except canned, made from purchased carcasses..... | | 311612-16 | 06/08 | 107.1 | 108.9 | 108.0 | 0.0 | -0.8 |
| Fresh sausage (pork sausage, breakfast links, etc.), except canned, mfpc..... | | 311612-4 | 12/82 | 176.2 | 175.3 | 175.0 | 1.7 | -0.2 |
| Dry or semidry sausage (salami, cervelat, pepperoni, summer sausage, pork roll, etc), mfpc..... | | 311612-41 | 12/82 | 197.3 | 192.4 | 191.3 | 0.7 | -0.6 |
| Frankfurters, including wieners, except canned, made from purchased carcasses..... | | 311612-42 | 12/82 | 168.5 | 168.0 | 168.0 | 0.8 | 0.0 |
| Other sausage (smoked or cooked) & jellied goods & similar preparations, except canned, mfpc..... | | 311612-43 | 12/82 | 199.7 | 200.0 | 201.4 | 3.6 | 0.7 |
| Secondary products and miscellaneous receipts..... | | 311612-44 | 12/82 | 157.9 | 158.5 | 157.4 | 2.3 | -0.7 |
| Miscellaneous receipts..... | | 311612-SM | | | | | | |
| Secondary products..... | | 311612-M | 12/82 | 207.2 | 213.2 | 213.2 | -1.8 | 0.0 |
| | | 311612-S | 12/82 | 172.2 | 175.1 | 176.0 | 5.2 | 0.5 |
| Rendering and meat byproduct processing..... | 311613 | | | | | | | |
| Primary products..... | | 311613-P | 12/82 | 264.3 | 316.3 | 308.1 | 3.8 | -2.6 |
| Lard, inedible tallow, and other greases, excluding wool grease..... | | 311613-2 | 12/82 | 258.2 | 310.2 | 302.9 | 4.3 | -2.4 |
| Animal and marine feed and fertilizer byproducts..... | | 311613-5 | 12/82 | 338.1 | 374.5 | 347.6 | -11.0 | -7.2 |
| Meat and bone meal..... | | 311613-51 | 12/82 | 201.6 | 251.2 | 250.4 | 11.1 | -0.3 |
| Animal and marine feed and fertilizer byproducts, except meat and bone meal..... | | 311613-52 | 12/82 | 140.8 | 195.8 | 185.2 | 0.7 | -5.4 |
| Secondary products and miscellaneous receipts..... | | 311613-SM | | | | | | |
| Poultry processing..... | 311615 | | | | | | | |
| Primary products..... | | 311615-P | 12/81 | 161.9 | 166.7 | 167.0 | 12.7 | 0.2 |
| Other poultry and small game (including frozen), whole, and parts..... | | 311615-A | 12/81 | 163.9 | 168.2 | 168.8 | 13.6 | 0.4 |
| Processed poultry and small game (except soups), containing 20 percent or more poultry or meat..... | | 311615-A | 12/90 | 146.7 | 143.3 | 143.1 | -6.0 | -0.1 |
| Young chickens, including bulk, chilled, frozen, whole, and in parts..... | | 311615-D | 12/81 | 142.8 | 146.2 | 152.3 | 12.7 | 4.2 |
| Turkeys (including frozen, whole, and parts)..... | | 311615-1 | 12/81 | 175.9 | 181.8 | 180.5 | 17.7 | -0.7 |
| Secondary products and miscellaneous receipts..... | | 311615-7 | 12/81 | 160.5 | 160.7 | 158.3 | -2.3 | -1.5 |
| Secondary products..... | | 311615-SM | | | | | | |
| | | 311615-S | 12/81 | 80.7 | 103.0 | 98.2 | -3.5 | -4.7 |
| Seafood product preparation & packaging..... | 3117 | | 12/03 | 141.1 | 142.0 | 140.1 | -0.9 | -1.3 |
| Seafood product preparation and packaging..... | 31171 | | 12/03 | 141.1 | 142.0 | 140.1 | -0.9 | -1.3 |
| Seafood product preparation and packaging..... | 311710 | | 12/11 | 98.7 | 99.4 | 98.1 | - | -1.3 |
| Primary products..... | | 311710-P | 12/11 | 98.6 | 99.3 | 97.9 | - | -1.4 |
| Seafood canning..... | | 311710-1 | 12/84 | 169.1 | 169.7 | 170.4 | 10.1 | 0.4 |
| Fresh and frozen seafood processing..... | | 311710-2 | 12/82 | 232.4 | 234.3 | 230.5 | -0.7 | -1.6 |
| Prepared fresh fish/seafood, inc. surimi/surimi-based products..... | | 311710-21 | 12/82 | 300.4 | 309.7 | 301.8 | 1.2 | -2.6 |
| Prepared frozen fish..... | | 311710-22 | 12/82 | 256.7 | 255.0 | 251.9 | -2.4 | -1.2 |
| Prepared frozen shellfish..... | | 311710-23 | 12/96 | 135.4 | 133.2 | 131.2 | 1.5 | -1.5 |
| Other prepared fresh and frozen seafood..... | | 311710-24 | 12/96 | 153.5 | 160.4 | 158.4 | -1.4 | -1.2 |
| Secondary products & miscellaneous receipts..... | | 311710-SM | | | | | | |

See footnotes at end of table.

Table 5. Producer price indexes for the net output of selected industries and their products, not seasonally adjusted — Continued

| Industry and product ¹ | Industry code | Product code | Index base | Index | | | Percent change to June 2012 from: | |
|---|---------------|--------------|------------|------------------------|-----------------------|------------------------|-----------------------------------|----------|
| | | | | Feb. 2012 ² | May 2012 ² | June 2012 ² | June 2011 | May 2012 |
| Seafood product preparation and packaging - Continued | | | | | | | | |
| Miscellaneous receipts..... | | 311710-M | 12/82 | 180.3 | 179.4 | 179.7 | -15.0 | 0.2 |
| Bakeries & tortilla mfg..... | 3118 | | 12/03 | 136.2 | 135.9 | 136.4 | 3.8 | 0.4 |
| Bread & bakery product mfg..... | 31181 | | 12/03 | 138.3 | 137.6 | 138.7 | 4.2 | 0.8 |
| Retail bakeries..... | 311811 | | 12/03 | 134.8 | 135.4 | 136.1 | 3.7 | 0.5 |
| Primary products..... | | 311811-P | 12/99 | 148.4 | 149.1 | 150.1 | 3.6 | 0.7 |
| Retail bakery products..... | | 311811-0 | 12/99 | 148.4 | 149.1 | 150.1 | 3.6 | 0.7 |
| Secondary products and miscellaneous receipts..... | | 311811-SM | | | | | | |
| Miscellaneous receipts..... | | 311811-M | 06/07 | 139.9 | 139.9 | 139.9 | 5.3 | 0.0 |
| Commercial bakeries..... | 311812 | | 06/80 | 311.5 | 309.5 | 312.3 | 4.2 | 0.9 |
| Primary products..... | | 311812-P | 06/80 | 313.8 | 312.8 | 314.2 | 3.8 | 0.4 |
| Pies (fruit, cream, and custard), excluding frozen..... | | 311812-A | 06/80 | 374.7 | 359.6 | 367.2 | 16.8 | 2.1 |
| Other sweet goods, excluding frozen..... | | 311812-D | 06/80 | 300.9 | 295.7 | 299.1 | 6.1 | 1.1 |
| Bread (white, wheat, rye, etc.), including frozen..... | | 311812-1 | 06/80 | 320.3 | 322.1 | 322.8 | 2.2 | 0.2 |
| White pan bread..... | | 311812-11Y | 12/11 | 100.2 | 99.2 | 100.2 | - | 1.0 |
| White hearth bread (French, Italian, etc.)..... | | 311812-12Y | 12/11 | 101.8 | 103.3 | 103.7 | - | 0.4 |
| Dark wheat breads (whole wheat, cracked wheat, multigrain, etc.)..... | | 311812-13Y | 12/11 | 98.9 | 101.1 | 100.4 | - | -0.7 |
| Other variety breads (rye, unleavened, muffin, bagel, croissant)..... | | 311812-14Y | 12/11 | 99.7 | 101.4 | 100.8 | - | -0.6 |
| Rolls, bread-type (including muffins, bagels, and croissants)..... | | 311812-5 | 06/80 | 297.2 | 294.9 | 296.4 | 1.6 | 0.5 |
| Rolls, hamburger and wiener..... | | 311812-51 | 12/11 | 100.7 | 99.8 | 100.3 | - | 0.5 |
| All other rolls, bread-type (incl. muffins, bagels, & croissants)..... | | 311812-52 | 12/11 | 101.6 | 101.0 | 101.6 | - | 0.6 |
| Soft cakes, excluding frozen..... | | 311812-7 | 06/80 | 329.4 | 327.5 | 327.5 | 9.5 | 0.0 |
| Secondary products and miscellaneous receipts..... | | 311812-SM | | | | | | |
| Miscellaneous receipts..... | | 311812-M | 06/80 | 322.5 | - | - | - | - |
| Secondary products..... | | 311812-S | 06/80 | 232.2 | 231.6 | 235.6 | 3.5 | 1.7 |
| Frozen cakes and other pastries manufacturing..... | 311813 | | 06/91 | 182.6 | 181.8 | 182.4 | 4.1 | 0.3 |
| Primary products..... | | 311813-P | 12/82 | 256.7 | 255.3 | 256.3 | 4.3 | 0.4 |
| Frozen bakery products..... | | 311813-0 | 12/82 | 256.7 | 255.3 | 256.3 | 4.3 | 0.4 |
| Secondary products and miscellaneous receipts..... | | 311813-SM | | | | | | |
| Cookie, cracker & pasta mfg..... | 31182 | | 12/03 | 133.2 | 133.6 | 133.2 | 3.3 | -0.3 |
| Cookie and cracker manufacturing..... | 311821 | | 06/83 | 228.5 | 228.7 | 228.9 | 3.3 | 0.1 |
| Primary products..... | | 311821-P | 06/83 | 229.3 | 229.8 | 229.7 | 3.2 | 0.0 |
| Crackers, biscuits, and related products..... | | 311821-2 | 06/83 | 245.9 | 246.8 | 247.6 | 1.2 | 0.3 |
| All other crackers, cracker meal and crumbs, biscuits, and related products..... | | 311821-25Z | 01/12 | 100.0 | 100.2 | 100.5 | - | 0.3 |
| Cookies, wafers, and ice cream cones and cups (excluding frozen)..... | | 311821-4 | 06/83 | 215.9 | 216.1 | 215.6 | 4.8 | -0.2 |
| Secondary products and miscellaneous receipts..... | | 311821-SM | | | | | | |
| Secondary products..... | | 311821-S | 06/83 | 218.3 | 218.0 | 218.4 | 4.1 | 0.2 |
| Flour mixes, dough, and pasta manufacturing from purchased flour..... | 311824 | | 06/85 | 191.5 | 192.7 | 191.2 | 0.6 | -0.8 |
| Primary products..... | | 311824-P | 12/11 | 100.5 | 101.2 | 100.3 | - | -0.9 |
| Prepared flour mixes (incl refrigerated & frozen doughs & batters) made from purchased flour..... | | 311824-2 | 06/85 | 179.9 | 180.4 | 180.2 | -0.1 | -0.1 |
| Cake mixes, including gingerbread, made from purchased flour..... | | 311824-21 | 06/92 | 132.0 | 132.0 | 132.0 | 0.5 | 0.0 |
| Flour mixes (refrigerated & frozen doughs & batters), ex cake mixes, made from purchased flour..... | | 311824-22 | 06/85 | 172.2 | 172.6 | 172.5 | -0.1 | -0.1 |
| Dry macaroni, spaghetti, and egg noodle products, made from purchased flour..... | | 311824-3 | 06/85 | 208.1 | 212.5 | 205.5 | 11.4 | -3.3 |
| Secondary products and miscellaneous receipts..... | | 311824-SM | | | | | | |
| Miscellaneous receipts..... | | 311824-M | 06/85 | - | 222.5 | - | - | - |
| Secondary products..... | | 311824-S | 06/85 | 249.7 | 248.2 | 249.2 | 3.4 | 0.4 |
| Tortilla mfg..... | 31183 | | 12/03 | 131.6 | 131.4 | 131.5 | 2.7 | 0.1 |
| Tortilla manufacturing..... | 311830 | | 12/03 | 131.6 | 131.4 | 131.5 | 2.7 | 0.1 |
| Primary products..... | | 311830-P | 06/91 | 159.5 | 159.0 | 159.2 | 1.3 | 0.1 |
| Tortillas, sold in bulk or packages, excluding frozen or canned..... | | 311830-0 | 06/91 | 159.5 | 159.0 | 159.2 | 1.3 | 0.1 |
| Secondary products and miscellaneous receipts..... | | 311830-SM | | | | | | |
| Secondary products..... | | 311830-S | 12/03 | 141.7 | 142.5 | 142.5 | 15.9 | 0.0 |
| Other food manufacturing..... | 3119 | | 12/03 | 135.9 | 135.5 | 135.8 | 3.8 | 0.2 |
| Snack food mfg..... | 31191 | | 12/03 | 146.1 | 146.3 | 146.4 | 7.5 | 0.1 |
| Roasted nuts and peanut butter manufacturing..... | 311911 | | 12/03 | 148.6 | 149.2 | 149.8 | 15.7 | 0.4 |
| Primary products..... | | 311911-P | 12/03 | 149.2 | 149.6 | 150.6 | 15.9 | 0.7 |

See footnotes at end of table.

Table 5. Producer price indexes for the net output of selected industries and their products, not seasonally adjusted — Continued

| Industry and product ¹ | Industry code | Product code | Index base | Index | | | Percent change to June 2012 from: | |
|---|---------------|--------------|------------|------------------------|-----------------------|------------------------|-----------------------------------|----------|
| | | | | Feb. 2012 ² | May 2012 ² | June 2012 ² | June 2011 | May 2012 |
| Roasted nuts and peanut butter manufacturing - Continued | | | | | | | | |
| Nuts and seeds (salted, roasted, cooked, or blanched) | | 311911-1 | 06/91 | 181.7 | 181.8 | 183.3 | 8.5 | 0.8 |
| Nuts (salted, roasted, cooked, or blanched), sold in bulk | | 311911-11 | 06/91 | 169.4 | 182.0 | 181.1 | 12.7 | -0.5 |
| Canned nuts (salted, roasted, cooked, or blanched) | | 311911-12 | 06/91 | 136.1 | 134.2 | 135.9 | 7.9 | 1.3 |
| All other packaged nuts, and all seeds (salted, roasted, cooked, or blanched) | | 311911-13 | 06/91 | 207.2 | 215.7 | 212.8 | 9.7 | -1.3 |
| Peanut butter | | 311911-4 | 12/85 | 269.0 | 272.1 | 272.1 | 53.5 | 0.0 |
| Secondary products and miscellaneous receipts | | | | | | | | |
| Miscellaneous receipts | | 311911-M | 06/91 | 159.3 | 167.2 | 157.5 | — | -5.8 |
| Secondary products | | 311911-S | 06/91 | — | — | 126.3 | 20.1 | — |
| Other snack food manufacturing | | | | | | | | |
| Primary products | 311919 | 311919-P | 12/85 | 206.8 | 206.9 | 206.9 | 4.6 | 0.0 |
| Potato chips and sticks, plain and flavored | | 311919-1 | 12/85 | 215.6 | 215.6 | 215.6 | 4.7 | 0.0 |
| Corn chips and related products | | 311919-4 | 12/85 | 184.8 | 184.8 | 184.8 | 2.5 | 0.0 |
| Other chips, sticks, excluding crackers, soft pretzels, and nuts | | 311919-7 | 12/03 | 143.4 | 143.7 | 143.6 | 8.1 | -0.1 |
| Secondary products and miscellaneous receipts | | | | | | | | |
| 311919-SM | | | | | | | | |
| Coffee & tea mfg. | 31192 | | 12/03 | 164.6 | 159.1 | 159.1 | -4.4 | 0.0 |
| Coffee and tea manufacturing | | | | | | | | |
| Primary products | 311920 | 311920-P | 06/81 | 230.3 | 222.5 | 222.5 | -4.4 | 0.0 |
| Roasted coffee | | 311920-1 | 06/81 | 220.0 | 211.1 | 211.1 | -5.3 | 0.0 |
| Coffee, concentrated, including coffee substitutes | | 311920-5 | 06/81 | 236.1 | 225.3 | 225.1 | -6.3 | -0.1 |
| Tea in consumer packages | | 311920-7 | 12/85 | 189.1 | 189.1 | 189.1 | 0.4 | 0.0 |
| Secondary products and miscellaneous receipts | | | | | | | | |
| Miscellaneous receipts | | 311920-SM | 12/00 | 142.2 | 139.7 | 141.0 | 0.8 | 0.9 |
| Secondary products | | 311920-M | 12/00 | 164.1 | 179.3 | 179.0 | 8.6 | -0.2 |
| | | 311920-S | 06/81 | 320.5 | 320.9 | 318.6 | 2.6 | -0.7 |
| Flavoring syrup & concentrate mfg. | 31193 | | 12/03 | 119.2 | 119.1 | 119.1 | 2.0 | 0.0 |
| Flavoring syrup and concentrate manufacturing | | | | | | | | |
| Primary products | 311930 | 311930-P | 12/85 | 176.9 | 176.6 | 176.6 | 1.9 | 0.0 |
| Liquid beverage bases, excluding use by soft drink bottlers | | 311930-1 | 12/85 | 184.0 | 183.9 | 183.9 | 2.1 | 0.0 |
| Liquid beverage bases, for sale by soft drink bottlers | | 311930-4 | 12/85 | 181.0 | 180.5 | 180.5 | 4.8 | 0.0 |
| Other flavoring agents (except chocolate syrups) | | 311930-8 | 12/85 | 238.3 | 238.3 | 238.3 | 3.6 | 0.0 |
| Secondary products and miscellaneous receipts | | | | | | | | |
| Miscellaneous receipts | | 311930-SM | 12/85 | 124.8 | 124.6 | 124.6 | 0.7 | 0.0 |
| Secondary products | | 311930-M | 12/85 | 126.3 | — | — | — | — |
| | | 311930-S | 06/07 | 119.5 | 119.6 | 119.6 | 0.4 | 0.0 |
| Seasoning & dressing mfg. | 31194 | | 12/03 | 127.7 | 129.5 | 129.7 | 4.3 | 0.2 |
| Mayonnaise, dressing, and sauce manufacturing | | | | | | | | |
| Primary products | 311941 | 311941-P | 06/81 | 135.0 | 136.3 | 136.8 | 4.0 | 0.4 |
| Vinegar and cider | | 311941-1 | 12/85 | 245.5 | 248.2 | 249.0 | 4.3 | 0.3 |
| Prepared sauces, except tomato | | 311941-4 | 06/81 | 134.0 | 135.2 | 136.1 | 2.6 | 0.7 |
| Mayonnaise, salad dressings, and sandwich spreads | | 311941-7 | 06/81 | 200.5 | 200.4 | 200.3 | 3.5 | 0.0 |
| Pourable salad dressing (including reduced calorie, cheese, vinegar and oil etc.) | | 311941-76 | 06/07 | 257.1 | 261.8 | 263.1 | 4.7 | 0.5 |
| Spoon-type salad & other dressing (incl refriger & all other semisolid-type dressing) & mayo | | 311941-78 | 06/07 | 124.5 | 126.0 | 126.6 | 4.2 | 0.5 |
| Secondary products and miscellaneous receipts | | | | | | | | |
| Miscellaneous receipts | | 311941-SM | 06/94 | 133.2 | 133.2 | 133.2 | 0.1 | 0.0 |
| Secondary products | | 311941-S | 06/81 | 193.1 | 193.3 | 194.7 | 3.1 | 0.7 |
| Spice and extract manufacturing | | | | | | | | |
| Primary products | 311942 | 311942-P | 12/03 | 119.3 | 121.6 | 121.6 | 4.8 | 0.0 |
| Table salt (evaporated), pepper (white and black), and other spices | | 311942-1 | 06/85 | 119.2 | 121.6 | 121.6 | 5.4 | 0.0 |
| Flavoring extracts, emulsions, and other liquid flavors and food colorings (except synthetic) | | 311942-5 | 12/85 | 187.6 | 191.0 | 191.0 | 5.6 | 0.0 |
| Dry mix food preparations | | 311942-7 | 06/91 | 168.2 | 171.7 | 171.7 | 8.3 | 0.0 |
| Secondary products and miscellaneous receipts | | | | | | | | |
| Miscellaneous receipts | | 311942-SM | 12/03 | 128.6 | 131.5 | 131.5 | 1.5 | 0.0 |
| Secondary products | | 311942-M | 12/03 | 130.7 | 130.7 | 130.7 | 0.0 | 0.0 |
| | | 311942-S | 12/03 | 119.1 | 120.9 | 121.0 | 2.4 | 0.1 |
| All other food mfg. | 31199 | | 12/03 | 125.7 | 124.5 | 125.3 | 3.7 | 0.6 |
| Perishable prepared food manufacturing | | | | | | | | |
| Primary products | 311991 | 311991-P | 12/85 | 120.2 | 118.0 | 118.6 | 0.2 | 0.5 |
| Perishable prepared food | | 311991-0 | 12/85 | 177.6 | 173.8 | 174.8 | 0.0 | 0.6 |
| Secondary products and miscellaneous receipts | | | | | | | | |
| Miscellaneous receipts | | 311991-SM | 12/03 | 177.6 | 173.8 | 174.8 | 0.0 | 0.6 |
| Secondary products | | 311991-M | 12/03 | 149.2 | 149.2 | — | — | — |
| | | 311991-S | 12/03 | 106.6 | 108.9 | 107.2 | 0.8 | -1.6 |
| All other miscellaneous food manufacturing | 311999 | | 12/03 | 128.4 | 128.1 | 129.0 | 5.3 | 0.7 |

See footnotes at end of table.

Table 5. Producer price indexes for the net output of selected industries and their products, not seasonally adjusted — Continued

| Industry and product ¹ | Industry code | Product code | Index base | Index | | | Percent change to June 2012 from: | |
|--|---------------|--------------|------------|------------------------|-----------------------|------------------------|-----------------------------------|----------|
| | | | | Feb. 2012 ² | May 2012 ² | June 2012 ² | June 2011 | May 2012 |
| All other miscellaneous food manufacturing - Continued | | | | | | | | |
| Primary products..... | | 311999-P | 12/03 | 124.6 | 123.9 | 125.0 | 3.6 | 0.9 |
| Secondary products and miscellaneous receipts..... | | 311999-SM | | | | | | |
| Miscellaneous receipts..... | | 311999-M | 12/03 | 189.9 | — | — | — | — |
| Secondary products..... | | 311999-S | 12/03 | 120.6 | — | 123.0 | 4.9 | — |
| Beverage & tobacco mfg..... | 312 | | 12/03 | 131.4 | 131.5 | 131.2 | 3.6 | -0.2 |
| Beverage mfg..... | 3121 | | 12/84 | 178.4 | 178.7 | 177.7 | 2.5 | -0.6 |
| Soft drink & ice mfg..... | 31211 | | 12/03 | 125.3 | 125.3 | 124.1 | 2.0 | -1.0 |
| Soft drink manufacturing..... | 312111 | | 06/81 | 205.2 | 204.9 | 202.8 | 1.9 | -1.0 |
| Primary products..... | | 312111-P | 06/81 | 207.5 | 207.0 | 204.5 | 2.1 | -1.2 |
| Soft drinks, non-carbonated..... | | 312111-A | 12/00 | 147.1 | 145.5 | 144.2 | 2.4 | -0.9 |
| Soft drinks, bottled, canned, glass, plastic, carbonated..... | | 312111-2 | 12/11 | 102.3 | 102.3 | 101.0 | — | -1.3 |
| Secondary products and miscellaneous receipts..... | | 312111-SM | | | | | | |
| Miscellaneous receipts..... | | 312111-M | 06/81 | 177.5 | 178.0 | 177.7 | -0.2 | -0.2 |
| Secondary products..... | | 312111-S | 06/81 | 241.6 | 244.4 | 243.7 | 0.9 | -0.3 |
| Bottled water manufacturing..... | 312112 | | 12/03 | 94.1 | 95.3 | 95.4 | 3.6 | 0.1 |
| Primary products..... | | 312112-P | 12/03 | 92.9 | 94.2 | 94.2 | 3.5 | 0.0 |
| Bottled water..... | | 312112-0 | 12/00 | 91.2 | 92.5 | 92.5 | 3.6 | 0.0 |
| Secondary products and miscellaneous receipts..... | | 312112-SM | | | | | | |
| Ice manufacturing..... | 312113 | | 12/85 | 205.5 | 205.2 | 205.1 | 1.9 | 0.0 |
| Primary products..... | | 312113-P | 12/85 | 196.4 | 196.1 | 196.0 | 1.9 | -0.1 |
| Ice..... | | 312113-0 | 12/03 | 131.6 | 131.4 | 131.3 | 1.9 | -0.1 |
| Secondary products and miscellaneous receipts..... | | 312113-SM | | | | | | |
| Miscellaneous receipts..... | | 312113-M | 08/98 | 104.4 | 104.4 | 104.4 | — | 0.0 |
| Breweries..... | 31212 | | 12/03 | 126.5 | 126.7 | 126.7 | 4.2 | 0.0 |
| Breweries..... | 312120 | | 06/82 | 189.8 | 190.1 | 190.0 | 4.2 | -0.1 |
| Primary products..... | | 312120-P | 06/82 | 189.7 | 189.9 | 189.9 | 4.1 | 0.0 |
| Canned beer and ale case goods..... | | 312120-1 | 06/82 | 201.1 | 201.1 | 201.1 | 4.3 | 0.0 |
| Bottled beer and ale case goods..... | | 312120-4Z | 06/82 | 163.0 | 163.2 | 163.2 | 3.9 | 0.0 |
| Beer and ale in barrels and kegs..... | | 312120-7 | 06/82 | 241.8 | 244.6 | 244.6 | 4.0 | 0.0 |
| All other malt beverages and brewing products..... | | 312120-9 | 06/82 | 200.6 | 199.1 | 199.1 | -0.5 | 0.0 |
| Secondary products and miscellaneous receipts..... | | 312120-SM | | | | | | |
| Miscellaneous receipts..... | | 312120-M | 12/02 | 126.4 | 126.4 | 126.4 | 2.8 | 0.0 |
| Secondary products..... | | 312120-S | 12/03 | 120.7 | 121.3 | — | — | — |
| Wineries..... | 31213 | | 12/03 | 116.9 | 117.6 | 117.9 | 1.2 | 0.3 |
| Wineries..... | 312130 | | 12/83 | 162.5 | 163.4 | 163.8 | 1.2 | 0.2 |
| Primary products..... | | 312130-P | 12/83 | 166.9 | 167.6 | 167.6 | 1.0 | 0.0 |
| Wines, brandy, and brandy spirits..... | | 312130-0 | 12/98 | 119.2 | 119.7 | 119.6 | 0.8 | -0.1 |
| Other wines, brandy, and brandy spirits..... | | 312130-0B | 06/06 | 106.2 | — | — | — | — |
| Wines, white, red & rose grape, and other fruit, 14 percent or less alcohol..... | | 312130-08 | 12/11 | 100.4 | 100.9 | 100.9 | — | 0.0 |
| Wines, dessert, effervescent, and wine coolers..... | | 312130-09 | 12/11 | 100.0 | 100.4 | 100.4 | — | 0.0 |
| Secondary products and miscellaneous receipts..... | | 312130-SM | | | | | | |
| Miscellaneous receipts..... | | 312130-M | 12/91 | 128.5 | 132.8 | 137.9 | 5.8 | 3.8 |
| Distilleries..... | 31214 | | 12/03 | 116.6 | 117.8 | 117.3 | 1.5 | -0.4 |
| Distilleries..... | 312140 | | 06/83 | 191.8 | 193.9 | 193.1 | 1.5 | -0.4 |
| Primary products..... | | 312140-P | 06/83 | 187.3 | 189.4 | 188.6 | 1.6 | -0.4 |
| Bottled liquor, excluding brandy..... | | 312140-4 | 06/83 | 191.7 | 192.0 | 191.8 | 1.2 | -0.1 |
| Secondary products and miscellaneous receipts..... | | 312140-SM | | | | | | |
| Tobacco mfg..... | 3122 | | 12/84 | 551.1 | 551.3 | 552.3 | 5.2 | 0.2 |
| Tobacco manufacturing..... | 31223 | | 12/82 | 603.3 | 603.5 | 604.7 | 5.3 | 0.2 |
| Tobacco manufacturing..... | 312230 | | 12/11 | 100.5 | 100.6 | 100.8 | — | 0.2 |
| Primary products..... | | 312230-P | 12/11 | 100.6 | 100.6 | 100.9 | — | 0.3 |
| Tobacco stemming and redrying..... | | 312230-0 | 06/84 | 111.6 | 111.3 | 111.3 | -0.2 | 0.0 |
| Tobacco, unstemmed leaf, redried before packing..... | | 312230-01 | 12/03 | 111.2 | 111.2 | 111.2 | 0.5 | 0.0 |
| Tobacco, stemmed..... | | 312230-04 | 06/84 | 104.9 | 104.0 | — | — | — |
| Cigarettes, including nontobacco..... | | 312230-1 | 12/82 | 624.1 | 624.1 | 624.1 | 5.4 | 0.0 |
| Other tobacco products..... | | 312230-9 | 12/03 | 136.4 | 137.0 | 139.6 | 5.8 | 1.9 |
| Cigars..... | | 312230-91 | 12/82 | 493.4 | 498.2 | 498.5 | 5.8 | 0.1 |
| Chewing and smoking tobacco..... | | 312230-94 | 12/82 | 506.1 | 508.2 | 521.6 | 4.7 | 2.6 |
| Secondary products and miscellaneous receipts..... | | 312230-SM | | | | | | |
| Textile mills..... | 313 | | 12/03 | 129.6 | 129.0 | 128.8 | -2.8 | -0.2 |
| Fiber, yarn, and thread mills..... | 3131 | | 12/84 | 140.6 | 139.1 | 138.3 | -12.0 | -0.6 |
| Fiber, yarn, and thread mills..... | 31311 | | 12/84 | 140.6 | 139.1 | 138.3 | -12.0 | -0.6 |

See footnotes at end of table.

Table 5. Producer price indexes for the net output of selected industries and their products, not seasonally adjusted — Continued

| Industry and product ¹ | Industry code | Product code | Index base | Index | | | Percent change to June 2012 from: | |
|--|---------------|--------------|------------|------------------------|-----------------------|------------------------|-----------------------------------|----------|
| | | | | Feb. 2012 ² | May 2012 ² | June 2012 ² | June 2011 | May 2012 |
| Fiber, yarn, and thread mills..... | 313110 | | 12/11 | 97.9 | 96.8 | 96.3 | - | -0.5 |
| Primary products..... | | 313110-P | 12/11 | 97.8 | 96.6 | 96.1 | - | -0.5 |
| Spun yarns..... | | 313110-1 | 12/82 | 130.2 | 126.9 | 124.6 | -21.1 | -1.8 |
| Carded cotton yarns..... | | 313110-11 | 12/82 | 106.1 | 101.8 | 97.9 | -36.8 | -3.8 |
| Combed cotton yarns..... | | 313110-13 | 12/82 | 128.6 | - | - | - | - |
| Spun noncellulosic fiber and other natural fiber yarns. . . | | 313110-16 | 12/96 | 134.4 | 133.3 | 132.3 | -4.5 | -0.8 |
| Greige polyester spun yarn..... | | 313110-161 | 06/08 | 112.7 | 109.7 | 108.3 | -6.6 | -1.3 |
| Other greige spun noncellulosic fibers and other natural fiber yarns..... | | 313110-163 | 12/96 | 144.7 | 143.6 | 142.3 | -6.5 | -0.9 |
| Other noncell. fibers & other natural yarns, spun & finished in the same est..... | | 313110-165 | 12/11 | 99.3 | 100.4 | - | - | - |
| Wool yarns, including new, reused, and reprocessed wool..... | | 313110-19 | 12/96 | 170.1 | - | 178.9 | 5.6 | - |
| Textured and twisted yarn..... | | 313110-2 | 12/82 | 166.5 | 167.4 | 167.6 | 1.1 | 0.1 |
| Textured/crimped/bulked filament yarns, incl. stretch yarn, made from purchased filament yarn..... | | 313110-25 | 12/82 | 180.7 | 181.7 | 181.9 | 1.1 | 0.1 |
| Commission receipts for throwing, texturing, or winding filament yarns..... | | 313110-28 | 12/82 | 124.3 | - | - | - | - |
| Thread..... | | 313110-3 | 06/84 | 205.1 | 205.8 | 247.6 | 20.8 | 20.3 |
| Secondary products and miscellaneous receipts..... | | 313110-SM | | | | | | |
| Miscellaneous receipts..... | | 313110-M | 12/11 | 107.6 | 107.6 | - | - | - |
| Fabric mills..... | 3132 | | 12/03 | 127.5 | 126.7 | 126.7 | -0.9 | 0.0 |
| Broadwoven fabric mills..... | 31321 | | 12/03 | 133.9 | 133.8 | 133.4 | -3.1 | -0.3 |
| Broadwoven fabric mills..... | 313210 | | 12/03 | 133.9 | 133.8 | 133.4 | -3.1 | -0.3 |
| Primary products..... | | 313210-P | 12/03 | 132.3 | 132.2 | 131.8 | -3.4 | -0.3 |
| Greige manmade fiber broadwoven fabrics..... | | 313210-F | 06/11 | 97.3 | 97.3 | 97.2 | -2.8 | -0.1 |
| Greige manmade fiber broadwoven fabrics, comb. of spun and filament yarns (exc. wool blends)..... | | 313210-FA | 04/85 | 122.1 | 123.8 | 123.2 | 2.8 | -0.5 |
| Greige manmade fiber broadwoven fabrics 85 pct. or more filament yarns, rayon/acetate/lyocell..... | | 313210-FE | 12/04 | 104.0 | 104.0 | 104.0 | - | 0.0 |
| Greige manmade fiber broadwoven fabrics 85 pct or more filament yarn exc rayon/acetate/lyocell..... | | 313210-FG | 06/81 | 139.5 | 139.6 | 139.0 | 2.0 | -0.4 |
| Greige manmade fiber broadwoven plain weave fabrics 85 pct. or more spun yarns (exc pile/wool)..... | | 313210-FH | 06/87 | 97.7 | 98.6 | 98.6 | -11.7 | 0.0 |
| Greige manmade fiber broadwoven twill fabrics, 85 pct or more spun yarns (exc pile/wool blend)..... | | 313210-FJ | 06/87 | 142.1 | - | 141.7 | - | - |
| Finished manmade/natural fiber (exc. cotton/wool) broadwoven fabrics, finished in weaving mills..... | | 313210-K | 06/81 | 166.7 | 169.7 | 168.1 | 1.8 | -0.9 |
| Fabricated textile products, made in weaving mills..... | | 313210-W | 12/06 | 143.1 | 143.2 | 143.2 | 2.4 | 0.0 |
| Greige and finished wool broadwoven fabrics and felts..... | | 313210-X | 06/11 | 104.9 | 104.9 | 104.9 | 4.9 | 0.0 |
| Greige cotton broadwoven fabrics..... | | 313210-2 | 06/11 | 90.2 | 87.5 | 87.6 | -12.4 | 0.1 |
| Finished cotton broadwoven fabrics, finished in weaving mills..... | | 313210-9 | 12/80 | 142.2 | 139.1 | 139.1 | -5.8 | 0.0 |
| Secondary products and miscellaneous receipts..... | | 313210-SM | | | | | | |
| Miscellaneous receipts..... | | 313210-M | 12/04 | 106.6 | 106.6 | 106.6 | - | 0.0 |
| Narrow fabric mills and schiffli embroidery..... | 31322 | | 06/84 | 149.1 | 150.0 | 149.9 | 3.2 | -0.1 |
| Narrow fabric mills and schiffli machine embroidery..... | 313220 | | 06/84 | 151.3 | 152.2 | 152.0 | 3.5 | -0.1 |
| Primary products..... | | 313220-P | 06/84 | 153.0 | 154.0 | 153.8 | 4.1 | -0.1 |
| Narrow fabrics..... | | 313220-1 | 06/84 | 153.1 | 154.1 | 153.9 | 4.1 | -0.1 |
| Woven narrow fabrics (12 inches or less in width)..... | | 313220-11 | 06/84 | 153.1 | 154.4 | 154.4 | 5.0 | 0.0 |
| Woven elastic narrow fabrics (12 inches or less in width)..... | | 313220-111 | 12/08 | 129.0 | - | 129.0 | 23.3 | - |
| Woven nonelastic labels, ribbons, and tape..... | | 313220-112 | 12/08 | 110.8 | 110.8 | 110.8 | 0.2 | 0.0 |
| Woven nonelastic narrow fabrics and webbing, excluding labels, woven edge ribbons, and tape..... | | 313220-113 | 12/08 | 105.6 | 107.9 | 107.8 | 3.7 | -0.1 |
| Braided narrow fabrics (12 inches or less in width)..... | | 313220-13 | 06/84 | 174.2 | 173.9 | 173.9 | 1.9 | 0.0 |
| Schiffli machine embroideries..... | | 313220-3 | 06/85 | 160.6 | 160.6 | 160.6 | 0.0 | 0.0 |
| Secondary products and miscellaneous receipts..... | | 313220-SM | | | | | | |
| Secondary products..... | | 313220-S | 06/84 | 140.7 | 141.9 | 141.8 | -0.2 | -0.1 |
| Nonwoven fabric mills..... | 31323 | | 12/03 | 123.0 | 121.5 | 121.2 | -0.1 | -0.2 |
| Nonwoven fabric mills..... | 313230 | | 12/85 | 147.0 | 145.1 | 144.8 | -0.1 | -0.2 |
| Primary products..... | | 313230-P | 12/85 | 149.0 | 149.3 | 148.9 | 1.1 | -0.3 |
| Nonwoven fabrics..... | | 313230-1 | 12/85 | 146.5 | 147.7 | 147.2 | 1.3 | -0.3 |
| Pressed, punched, or needled felts (except hats)..... | | 313230-5 | 12/85 | 162.5 | 153.9 | 153.9 | -4.0 | 0.0 |
| Secondary products and miscellaneous receipts..... | | 313230-SM | | | | | | |
| Secondary products..... | | 313230-S | 06/86 | 149.1 | - | - | - | - |
| Knit fabric mills..... | 31324 | | 12/03 | 118.2 | 117.6 | 119.7 | 4.3 | 1.8 |
| Knit fabric mills..... | 313240 | | 12/11 | 99.4 | 98.9 | 100.7 | - | 1.8 |
| Primary products..... | | 313240-P | 12/11 | 99.4 | 98.8 | 100.6 | - | 1.8 |
| Weft knit fabrics..... | | 313240-1 | 06/81 | 124.6 | 123.1 | 126.9 | 8.0 | 3.1 |
| Greige weft (circular) knit fabrics (excluding hosiery)..... | | 313240-11 | 06/81 | 161.8 | - | 165.6 | 2.0 | - |

See footnotes at end of table.

Table 5. Producer price indexes for the net output of selected industries and their products, not seasonally adjusted — Continued

| Industry and product ¹ | Industry code | Product code | Index base | Index | | | Percent change to June 2012 from: | |
|---|---------------|--------------|------------|------------------------|-----------------------|------------------------|-----------------------------------|----------|
| | | | | Feb. 2012 ² | May 2012 ² | June 2012 ² | June 2011 | May 2012 |
| Knit fabric mills - Continued | | | | | | | | |
| Finished weft (circular) knit fabrics (excluding hosiery) . . . | | 313240-13 | 12/94 | 107.8 | 105.7 | 109.6 | 12.9 | 3.7 |
| Nonapparel items & commission receipts for knitting/finishing weft knit fabrics (excl hosiery) | | 313240-16 | 06/81 | 98.5 | 98.5 | 98.5 | 0.4 | 0.0 |
| Other knit fabrics and laces | | 313240-9 | 06/81 | 124.6 | 124.6 | 125.2 | 0.5 | 0.5 |
| Greige warp knit fabrics | | 313240-91 | 06/81 | 154.0 | 154.0 | — | — | — |
| Finished warp knit fabrics | | 313240-93 | 12/03 | 97.3 | 97.3 | 98.1 | 2.2 | 0.8 |
| Contract/commission receipts for knitting and/or finishing warp knit fabrics, lace or net goods | | 313240-97 | 12/03 | 107.9 | — | 107.9 | 0.0 | — |
| Secondary products and miscellaneous receipts | | 313240-SM | | | | | | |
| Textile and fabric finishing mills | 3133 | | 12/03 | 128.9 | 129.3 | 129.3 | 1.6 | 0.0 |
| Textile and fabric finishing mills | 31331 | | 12/03 | 126.3 | 126.8 | 126.7 | 0.3 | -0.1 |
| Textile and fabric finishing mills | 313310 | | 12/11 | 99.7 | 100.1 | 100.0 | — | -0.1 |
| Primary products | | 313310-P | 12/11 | 99.6 | 100.0 | 99.9 | — | -0.1 |
| Finished broadwoven fabrics, finished in finishing mills | | 313310-1 | 12/03 | 135.4 | 136.1 | 136.1 | 0.1 | 0.0 |
| Finished cotton broadwoven fabrics, finished in finishing mills | | 313310-11 | 06/84 | 172.8 | 170.5 | 170.3 | -0.8 | -0.1 |
| Commission finishing of cotton broadwoven fabrics | | 313310-13 | 06/84 | 177.9 | 178.6 | 178.7 | 1.6 | 0.1 |
| Other finished broadwoven fabrics (excl. cotton and wool), finished in finishing mills | | 313310-15 | 06/84 | 176.6 | 178.7 | 178.8 | -1.7 | 0.1 |
| Other commission finishing of broadwoven fabrics (excl. cotton & wool) | | 313310-17 | 06/84 | 186.1 | 190.0 | 189.8 | 3.9 | -0.1 |
| Other finished textiles and fabrics, finished in finishing mills | | 313310-2 | 12/03 | 111.6 | 111.6 | 111.6 | 0.6 | 0.0 |
| Secondary products and miscellaneous receipts | | 313310-SM | | | | | | |
| Secondary products | | 313310-S | 12/11 | 100.4 | 103.4 | — | — | — |
| Fabric coating mills | 31332 | | 12/03 | 140.7 | 141.0 | 141.0 | 6.5 | 0.0 |
| Fabric coating mills | 313320 | | 06/85 | 198.8 | 199.1 | 199.2 | 6.5 | 0.1 |
| Primary products | | 313320-P | 06/85 | 196.5 | 196.8 | 196.9 | 5.9 | 0.1 |
| Vinyl coated fabrics, including expanded vinyl coated | | 313320-1 | 06/85 | 205.7 | 205.7 | 205.7 | 3.3 | 0.0 |
| Rubber coated fabrics and garments | | 313320-4 | 12/03 | 140.3 | 143.9 | 143.9 | — | 0.0 |
| Other coated or laminated fabrics and coated yarns, incl. impregnated | | 313320-5 | 06/06 | 115.9 | 115.7 | 115.9 | 6.4 | 0.2 |
| Secondary products and miscellaneous receipts | | 313320-SM | | | | | | |
| Secondary products | | 313320-S | 06/85 | 183.6 | 184.1 | 184.0 | 26.5 | -0.1 |
| Textile product mills | 314 | | 12/03 | 124.9 | 125.3 | 125.6 | 2.4 | 0.2 |
| Textile furnishings mills | 3141 | | 12/03 | 126.0 | 126.0 | 126.0 | 2.4 | 0.0 |
| Carpet and rug mills | 31411 | | 12/84 | 162.6 | 162.3 | 162.1 | 3.0 | -0.1 |
| Carpet and rug mills | 314110 | | 06/90 | 148.8 | 148.6 | 148.4 | 3.1 | -0.1 |
| Primary products | | 314110-P | 06/90 | 150.1 | 149.9 | 149.7 | 3.0 | -0.1 |
| Tufted carpets and rugs | | 314110-3Z | 12/79 | 208.6 | 208.3 | 208.0 | 3.1 | -0.1 |
| Secondary products and miscellaneous receipts | | 314110-SM | | | | | | |
| Curtain and linen mills | 31412 | | 12/03 | 116.2 | 116.8 | 117.1 | 1.3 | 0.3 |
| Curtain and linen mills | 314120 | | 06/83 | 136.0 | 136.8 | 137.1 | 1.4 | 0.2 |
| Primary products | | 314120-P | 06/83 | 135.7 | 136.2 | 136.6 | 1.5 | 0.3 |
| Curtains and draperies | | 314120-1 | 06/84 | 161.8 | 163.1 | 162.9 | 0.9 | -0.1 |
| Other household textile products | | 314120-9 | 06/83 | 135.6 | 135.9 | 136.5 | 1.4 | 0.4 |
| Bedspreads and bedsets | | 314120-91 | 06/83 | 108.8 | 113.7 | 112.4 | 3.3 | -1.1 |
| Sheets and pillowcases | | 314120-93 | 06/83 | 105.8 | 105.8 | 105.8 | 0.0 | 0.0 |
| Other household furnishings | | 314120-96 | 06/83 | 129.1 | 129.2 | 129.4 | 1.9 | 0.2 |
| Secondary products and miscellaneous receipts | | 314120-SM | | | | | | |
| Miscellaneous receipts | | 314120-M | 06/83 | 134.2 | 136.2 | 136.1 | 0.8 | -0.1 |
| Other textile product mills | 3149 | | 12/03 | 122.7 | 123.5 | 124.6 | 2.6 | 0.9 |
| Textile bag and canvas mills | 31491 | | 12/03 | 120.7 | 121.6 | 125.1 | 5.4 | 2.9 |
| Textile bag and canvas mills | 314910 | | 12/11 | 100.7 | 101.4 | 104.3 | — | 2.9 |
| Primary products | | 314910-P | 12/11 | 100.5 | 101.3 | 104.7 | — | 3.4 |
| Textile bags | | 314910-1 | 12/85 | 154.0 | 155.5 | 155.2 | 1.6 | -0.2 |
| Duffle bags and knapsacks, all materials | | 314910-11 | 12/02 | 118.0 | 117.9 | 118.0 | -0.3 | 0.1 |
| All other textile bags | | 314910-12 | 12/85 | 158.6 | 161.0 | 160.5 | 2.6 | -0.3 |
| Canvas and related products | | 314910-2 | 12/85 | 257.8 | 259.6 | 270.4 | 6.9 | 4.2 |
| Secondary products and miscellaneous receipts | | 314910-SM | | | | | | |
| Miscellaneous receipts | | 314910-M | 12/11 | 101.6 | 102.0 | 101.8 | — | -0.2 |
| Secondary products | | 314910-S | 12/11 | 100.7 | 102.4 | 102.8 | — | 0.4 |
| All other textile product mills | 31499 | | 12/03 | 123.1 | 123.8 | 123.7 | 1.1 | -0.1 |
| Rope, cordage, twine, tire cord, and tire fabric mills | 314994 | | 12/11 | 97.6 | 97.9 | 97.8 | — | -0.1 |
| Primary products | | 314994-P | 12/11 | 97.0 | 97.3 | 97.2 | — | -0.1 |

See footnotes at end of table.

Table 5. Producer price indexes for the net output of selected industries and their products, not seasonally adjusted — Continued

| Industry and product ¹ | Industry code | Product code | Index base | Index | | | Percent change to June 2012 from: | |
|--|---------------|--------------|------------|------------------------|-----------------------|------------------------|-----------------------------------|----------|
| | | | | Feb. 2012 ² | May 2012 ² | June 2012 ² | June 2011 | May 2012 |
| Rope, cordage, twine, tire cord, and tire fabric mills - Continued | | | | | | | | |
| Rope, cordage and twine..... | | 314994-1 | 06/85 | 214.3 | 218.5 | 217.2 | 5.3 | -0.6 |
| Tire cord and tire fabric..... | | 314994-2 | 06/84 | 140.6 | 139.4 | 139.8 | 0.9 | 0.3 |
| Secondary products and miscellaneous receipts..... | | 314994-SM | | | | | | |
| All other miscellaneous textile product mills..... | 314999 | | 12/03 | 115.5 | 116.3 | 116.2 | 0.0 | -0.1 |
| Primary products..... | | 314999-P | 12/03 | 115.5 | 116.4 | 116.4 | 0.4 | 0.0 |
| Embroideries and embroidery contractors (excluding Schiffli)..... | | 314999-6 | 12/11 | 100.0 | 102.6 | 102.2 | — | -0.4 |
| All other miscellaneous fabricated textile products..... | | 314999-8 | 12/03 | 111.5 | 111.8 | 111.9 | 0.6 | 0.1 |
| Fabricated flags, banners, and similar emblems..... | | 314999-82 | 12/09 | 101.4 | 102.0 | 102.0 | 0.4 | 0.0 |
| Fabricated textile products, incl sleeping bags, parachutes, indust. shop twls and carpet tiles..... | | 314999-84 | 12/09 | 101.4 | 101.7 | 101.8 | 0.9 | 0.1 |
| Secondary products and miscellaneous receipts..... | | 314999-SM | | | | | | |
| Miscellaneous receipts..... | | 314999-M | 12/03 | 121.2 | 121.2 | 121.2 | -4.5 | 0.0 |
| Secondary products..... | | 314999-S | 12/03 | 110.7 | 111.7 | 110.6 | 1.7 | -1.0 |
| Apparel manufacturing..... | 315 | | 12/03 | 107.1 | 107.4 | 107.4 | 1.4 | 0.0 |
| Apparel knitting mills..... | 3151 | | 12/84 | 123.2 | 123.2 | 123.3 | 1.2 | 0.1 |
| Hosiery and sock mills..... | 31511 | | 12/84 | 126.4 | 126.3 | 126.4 | 2.0 | 0.1 |
| Hosiery and sock mills..... | 315110 | | 12/10 | 106.5 | 106.4 | 106.5 | 2.0 | 0.1 |
| Primary products..... | | 315110-P | 12/10 | 104.7 | 104.6 | 104.7 | 0.5 | 0.1 |
| Sheer hosiery..... | | 315110-1 | 06/84 | 159.6 | 159.6 | 159.6 | 0.4 | 0.0 |
| Women's and girls' sheer finished hosiery, full-length, knee-length, and below the knee..... | | 315110-11 | 12/02 | 118.1 | 118.1 | 118.1 | 0.5 | 0.0 |
| Women's and girls' sheer finished pantyhose, including tights, all needle..... | | 315110-13 | 06/84 | 155.3 | 155.3 | 155.3 | 0.4 | 0.0 |
| Other hosiery and socks..... | | 315110-9 | 06/84 | 139.6 | 139.5 | 139.6 | 0.6 | 0.1 |
| Men's finished seamless hosiery and socks (sizes 10 and up)..... | | 315110-91 | 06/84 | 164.8 | 164.5 | 164.7 | 1.4 | 0.1 |
| All other finished hosiery, other than sheer..... | | 315110-93 | 06/84 | 116.5 | 116.5 | 116.5 | 0.3 | 0.0 |
| Seamless hosiery (except sheer), shipped in the greige.. | | 315110-95 | 06/84 | 109.0 | 109.1 | 109.1 | -4.6 | 0.0 |
| Secondary products and miscellaneous receipts..... | | 315110-SM | | | | | | |
| Secondary products..... | | 315110-S | 12/10 | 101.6 | 101.6 | — | — | — |
| Other apparel knitting mills..... | 31519 | | 12/06 | 108.7 | 108.9 | 108.9 | -0.4 | 0.0 |
| Other apparel knitting mills..... | 315190 | | 12/11 | 99.2 | 99.4 | 99.3 | — | -0.1 |
| Primary products..... | | 315190-P | 12/11 | 99.0 | 99.1 | 99.1 | — | 0.0 |
| Outerwear, made in knitting mills..... | | 315190-1 | 12/84 | 101.4 | 101.7 | 101.6 | 0.3 | -0.1 |
| Women's, girls', and infants' knit shirts and blouses, made in knitting mills..... | | 315190-1B | 12/97 | 102.0 | — | — | — | — |
| Gloves and mittens, made in knitting mills..... | | 315190-1G | 12/85 | 123.4 | 123.5 | 123.4 | -0.1 | -0.1 |
| Hats, mufflers, scarves, and other knitting mill apparel products..... | | 315190-1H | 12/06 | 130.6 | 130.8 | 130.6 | 4.8 | -0.2 |
| Men's and boys' sweaters, made in knitting mills..... | | 315190-12 | 12/84 | 137.5 | 137.5 | — | — | — |
| Women's, girls', and infants' sweaters, made in knitting mills..... | | 315190-14 | 12/84 | 91.4 | — | — | — | — |
| Men's and boys' knit dress and sport shirts, made in knitting mills..... | | 315190-17 | 12/84 | 98.9 | — | — | — | — |
| Underwear and nightwear, made in knitting mills..... | | 315190-2 | 06/82 | 145.5 | 145.5 | 145.5 | -2.5 | 0.0 |
| Women's, girls', and infants' knit underwear and nightwear, made in knitting mills..... | | 315190-24 | 06/82 | 155.9 | 155.9 | 155.9 | 4.2 | 0.0 |
| Secondary products and miscellaneous receipts..... | | 315190-SM | | | | | | |
| Secondary products..... | | 315190-S | 12/11 | 100.0 | 100.1 | 100.0 | — | -0.1 |
| Cut and sew apparel manufacturing..... | 3152 | | 12/03 | 106.3 | 106.4 | 106.4 | 1.3 | 0.0 |
| Cut and sew apparel contractors..... | 31521 | | 12/03 | 105.7 | 105.7 | 105.7 | 0.8 | 0.0 |
| Cut and sew apparel contractors..... | 315210 | | 12/11 | 100.8 | 100.8 | 100.8 | — | 0.0 |
| Primary products..... | | 315210-P | 12/11 | 101.1 | 101.0 | 101.0 | — | 0.0 |
| Contract receipts for men's/boys' apparel..... | | 315210-1 | 12/03 | 115.4 | 114.9 | 114.9 | 0.0 | 0.0 |
| Contract receipts for men's/boys' shirts, underwear/nightwear, & tailored suits/coats/jackets. . . | | 315210-1T | 06/07 | 104.3 | 104.3 | 104.3 | 0.0 | 0.0 |
| Contract receipts for men's/boys' pants, work apparel, and other outerwear..... | | 315210-18 | 06/07 | 103.0 | 103.0 | 103.0 | 1.1 | 0.0 |
| Contract receipts for women's/girls'/infants' apparel..... | | 315210-2 | 12/03 | 103.0 | 103.0 | 103.0 | 1.3 | 0.0 |
| Contract rcpts. women's/girls'/infants' skirts, tailored suits/coats, underwear/nightwear, etc..... | | 315210-2T | 06/07 | 94.9 | 94.9 | 94.9 | 0.6 | 0.0 |
| Contract receipts for women's/girls'/infants' shirts and blouses..... | | 315210-21 | 06/07 | 99.7 | 99.7 | 99.7 | 0.0 | 0.0 |
| Contract receipts for women's/girls'/infants' dresses..... | | 315210-23 | 06/07 | 100.4 | 100.4 | — | — | — |
| Contract receipts for women's/girls'/infants' nontailored coats, jackets, and other outerwear..... | | 315210-27 | 06/07 | 99.0 | 99.0 | 99.0 | 3.3 | 0.0 |
| Secondary products and miscellaneous receipts..... | | 315210-SM | | | | | | |
| Secondary products..... | | 315210-S | 12/03 | 100.1 | 100.1 | — | — | — |

See footnotes at end of table.

Table 5. Producer price indexes for the net output of selected industries and their products, not seasonally adjusted — Continued

| Industry and product ¹ | Industry code | Product code | Index base | Index | | | Percent change to June 2012 from: | |
|---|---------------|--------------|------------|------------------------|-----------------------|------------------------|-----------------------------------|----------|
| | | | | Feb. 2012 ² | May 2012 ² | June 2012 ² | June 2011 | May 2012 |
| Men's and boys' cut and sew apparel mfg. | 31522 | | 12/03 | 111.1 | 111.9 | 111.3 | 3.6 | -0.5 |
| Men's and boys' cut and sew apparel manufacturing. | 315220 | | 12/11 | 101.0 | 101.9 | 101.2 | - | -0.7 |
| Primary products. | | 315220-P | 12/11 | 101.6 | 102.8 | 101.8 | - | -1.0 |
| Men's and boys' underwear, nightwear, and robes, made from purchased fabrics. | | 315220-1 | 12/03 | 121.8 | 122.9 | 124.2 | 5.1 | 1.1 |
| Men's and boys' suits, coats, and overcoats. | | 315220-2 | 12/80 | 179.4 | 179.5 | 179.5 | -0.2 | 0.0 |
| Men's and boys' tailored suits, including dress uniforms (firefighter, military, police, etc.). | | 315220-22 | 06/02 | 108.3 | 108.3 | 108.3 | -1.3 | 0.0 |
| Men's and boys' tailored overcoats (incl water-repellent), dress and sports coats, and vests. | | 315220-29 | 12/08 | 102.8 | 103.0 | 103.0 | 1.7 | 0.0 |
| Men's and boys' shirts, except work shirts. | | 315220-3 | 06/83 | 160.3 | 161.1 | 161.0 | 7.7 | -0.1 |
| Men's and boys' knit dress and sport shirts, made from purchased fabrics. | | 315220-31 | 06/83 | 142.5 | 143.5 | 143.4 | - | -0.1 |
| Men's and boys' woven dress and sport shirts, made from purchased fabrics. | | 315220-33 | 06/83 | 158.1 | 158.1 | 158.1 | 3.7 | 0.0 |
| Men's and boys' pants, except work pants. | | 315220-4 | 12/81 | 137.2 | 137.2 | 137.2 | 5.4 | 0.0 |
| Men's work clothing. | | 315220-5 | 12/81 | 145.2 | 148.0 | 141.1 | -0.1 | -4.7 |
| Men's work shirts, made from purchased fabrics. | | 315220-51 | 12/81 | 132.8 | 134.3 | 105.2 | -17.0 | -21.7 |
| Men's work clothing and washable service apparel (excluding work shirts). | | 315220-54 | 12/81 | 147.5 | 150.6 | 150.4 | 4.7 | -0.1 |
| Men's and boys' other outerwear. | | 315220-8 | 12/83 | 144.0 | 150.0 | 150.5 | 5.5 | 0.3 |
| Men's and boys' nontailored coats, jackets, and vests (exc. ski apparel & work jackets), mfp. | | 315220-82 | 12/83 | 156.9 | 163.9 | 164.5 | 3.8 | 0.4 |
| Men's and boys' heavyweight nontailored coats, jackets, and vests (exc. ski apparel & work). | | 315220-82110 | 06/07 | 134.7 | 134.7 | 134.9 | 1.4 | 0.1 |
| Men's and boys' lightweight nontailored coats, jackets, and vests (exc. ski apparel & work). | | 315220-82120 | 06/07 | 96.7 | 108.7 | 109.7 | 2.1 | 0.9 |
| Men's and boys' shorts (including dress and athletic) and swimwear, made from purchased fabrics. | | 315220-84 | 12/83 | 95.4 | 95.4 | 95.4 | 0.1 | 0.0 |
| Men's and boys' sweaters, sweatpants, jogging suits, beachwear (exc. swimsuits), & ski apparel. | | 315220-86 | 12/83 | 169.9 | 169.9 | 170.0 | 7.9 | 0.1 |
| Secondary products and miscellaneous receipts. | | 315220-SM | | | | | | |
| Secondary products. | | 315220-S | 12/11 | 99.4 | 99.7 | 100.3 | - | 0.6 |
| Women's & girls' cut & sew apparel mfg. | 31524 | | 12/03 | 102.3 | 102.3 | 102.3 | -0.1 | 0.0 |
| Women's, girls', and infants' cut and sew apparel manufacturing. | 315240 | | 12/11 | 100.2 | 100.1 | 100.2 | - | 0.1 |
| Primary products. | | 315240-P | 12/11 | 100.1 | 99.9 | 100.0 | - | 0.1 |
| Women's and girls' lingerie and nightwear. | | 315240-1 | 12/03 | 112.6 | 113.8 | 113.8 | 2.8 | 0.0 |
| Women's and girls' underwear, except foundation garments, made from purchased fabrics. | | 315240-11 | 12/03 | 108.1 | 109.5 | 109.5 | 1.9 | 0.0 |
| Women's and girls' nightwear, except robes, made from purchased fabrics. | | 315240-13 | 12/03 | 105.3 | 112.3 | 112.3 | 3.9 | 0.0 |
| Women's and girls' brassieres, bra-lettes, and bandeaux, made from purchased fabrics. | | 315240-15 | 06/82 | 163.5 | 163.5 | 163.5 | 2.7 | 0.0 |
| Women's & girls' corsets (exc. surgical), girdles, & combinations, made from purchased fabrics. | | 315240-18 | 06/82 | 216.4 | - | 216.4 | - | - |
| Women's and girls' robes and dressing gowns, made from purchased fabrics. | | 315240-19 | 12/03 | 111.8 | 112.5 | 112.5 | 1.7 | 0.0 |
| Women's and girls' blouses and shirts. | | 315240-2 | 06/83 | 142.4 | 141.0 | 141.3 | -4.1 | 0.2 |
| Women's and girls' knit shirts and blouses, made from purchased fabrics. | | 315240-21 | 06/93 | 115.6 | 114.2 | 114.5 | -1.4 | 0.3 |
| Women's and girls' woven shirts and blouses, made from purchased fabrics. | | 315240-23 | 06/83 | 162.8 | 161.5 | 161.9 | -7.1 | 0.2 |
| Women's and girls' dresses, made from purchased fabrics. | | 315240-3 | 12/80 | 123.9 | 123.6 | 123.6 | 2.7 | 0.0 |
| Women's and girls' suits, coats, and skirts. | | 315240-4 | 12/82 | 115.6 | 115.6 | 115.6 | 1.0 | 0.0 |
| Women's and girls' tailored suits and pantsuits, including dress uniforms. | | 315240-44 | 06/93 | 73.1 | - | - | - | - |
| Women's and girls' skirts, made from purchased fabrics. | | 315240-46 | 12/82 | 116.9 | 116.9 | 116.9 | 0.9 | 0.0 |
| Women's and girls' tailored jackets and vests, except fur and leather. | | 315240-48 | 12/98 | 111.7 | 111.7 | 111.7 | 1.5 | 0.0 |
| Women's and girls' other outerwear. | | 315240-8 | 06/83 | 119.5 | 120.0 | 120.0 | 0.0 | 0.0 |
| Women's and girls' swimwear, made from purchased material. | | 315240-8A | 12/83 | 161.8 | 161.8 | 161.8 | 0.2 | 0.0 |
| Women's/girls' other outerwear, incl. non-tailored coats/jackets/vests & service apparel, mfp. | | 315240-8T | 06/07 | 98.4 | 98.4 | 98.4 | -1.7 | 0.0 |
| Women's and girls' sweaters, including sweater vests, made from purchased material. | | 315240-82 | 12/06 | 100.9 | - | - | - | - |
| Women's and girls' shorts, including tennis skirts, made from purchased material. | | 315240-84 | 06/93 | 109.5 | 113.4 | 113.4 | 3.6 | 0.0 |
| Women's and girls' slacks, jeans, & jean-cut casual slacks (except sweatpants), mfp. | | 315240-86 | 06/83 | 89.0 | 89.2 | 89.3 | -0.3 | 0.1 |
| Women's and girls' sweatpants, bodysuits, warm-up suits, rompers, & beachwear (exc. swimwear). | | 315240-88 | 06/07 | 107.4 | - | 109.0 | 1.4 | - |
| Infants' apparel, made from purchased fabrics. | | 315240-9 | 12/03 | 119.1 | 112.3 | 112.3 | -5.7 | 0.0 |
| Secondary products and miscellaneous receipts. | | 315240-SM | | | | | | |

See footnotes at end of table.

Table 5. Producer price indexes for the net output of selected industries and their products, not seasonally adjusted — Continued

| Industry and product ¹ | Industry code | Product code | Index base | Index | | | Percent change to June 2012 from: | |
|--|---------------|--------------|------------|------------------------|-----------------------|------------------------|-----------------------------------|----------|
| | | | | Feb. 2012 ² | May 2012 ² | June 2012 ² | June 2011 | May 2012 |
| Women's, girls', and infants' cut and sew apparel manufacturing - Continued | | | | | | | | |
| Miscellaneous receipts..... | | 315240-M | 12/11 | 100.0 | 100.0 | 100.0 | - | 0.0 |
| Secondary products..... | | 315240-S | 12/11 | 104.1 | 105.2 | 105.4 | - | 0.2 |
| Other cut and sew apparel manufacturing..... | 31528 | | 12/03 | 123.1 | 123.3 | 124.0 | 2.2 | 0.6 |
| Other cut and sew apparel manufacturing..... | 315280 | | 12/03 | 121.1 | 121.3 | 122.0 | 2.8 | 0.6 |
| Primary products..... | | 315280-P | 12/03 | 125.5 | 125.8 | 126.2 | 2.4 | 0.3 |
| Fur and leather apparel..... | | 315280-2 | 12/03 | 149.1 | 151.0 | 151.3 | 3.4 | 0.2 |
| Fur coats, capes, jackets, neck pieces, linings, & other fur garments, accessories, & trimmings..... | | 315280-21 | 12/83 | 234.4 | - | - | - | - |
| Leather and sheep-lined clothing..... | | 315280-25 | 12/85 | 177.2 | 177.4 | 178.1 | 3.7 | 0.4 |
| All other cut and sew apparel..... | | 315280-9 | 12/03 | 125.4 | 125.5 | 125.8 | 2.0 | 0.2 |
| Men's and boys' team sport uniforms..... | | 315280-91 | 12/06 | 110.3 | 110.6 | 110.6 | 1.1 | 0.0 |
| Vestments and costumes..... | | 315280-95 | 12/03 | 118.1 | 118.2 | 118.2 | 2.1 | 0.0 |
| Apparel 50 percent or greater plastic or rubber,incl raincoats and rubber pants(excl wet suits)..... | | 315280-97 | 12/06 | 129.1 | 129.1 | 135.3 | 6.1 | 4.8 |
| Secondary products and miscellaneous receipts..... | | 315280-SM | | | | | | |
| Miscellaneous receipts..... | | 315280-M | 12/03 | 116.5 | 116.6 | 117.7 | 3.4 | 0.9 |
| Accessories and other apparel manufacturing..... | 3159 | | 12/03 | 112.0 | 114.3 | 114.3 | 3.6 | 0.0 |
| Accessories and other apparel manufacturing..... | 31599 | | 12/03 | 112.0 | 114.3 | 114.3 | 3.6 | 0.0 |
| Apparel accessories and other apparel manufacturing..... | 315990 | | 12/11 | 100.8 | 102.8 | 102.8 | - | 0.0 |
| Primary products..... | | 315990-P | 12/11 | 100.7 | 101.0 | 101.1 | - | 0.1 |
| Hats, caps, and millinery products..... | | 315990-1 | 12/90 | 169.7 | 169.7 | 170.0 | 5.7 | 0.2 |
| Men's and boys' fabric, straw, and felt hats..... | | 315990-12 | 12/90 | 190.5 | 190.5 | 191.1 | 7.2 | 0.3 |
| Women's, girls', and infants' fabric, straw, and felt hats... | | 315990-15 | 12/90 | 135.0 | 134.8 | 136.6 | 5.1 | 1.3 |
| Hat bodies and fabric caps..... | | 315990-16 | 12/90 | 162.0 | 162.0 | 162.0 | 4.6 | 0.0 |
| Gloves and mittens..... | | 315990-2 | 12/03 | 125.3 | 126.0 | 126.0 | 3.4 | 0.0 |
| Men's and boys' neckwear..... | | 315990-3 | 12/83 | 154.5 | 154.3 | 154.3 | 0.2 | 0.0 |
| All other accessories and apparel..... | | 315990-9 | 12/03 | 102.0 | 102.6 | 102.6 | 0.6 | 0.0 |
| All other apparel accessories..... | | 315990-9E | 12/11 | 99.6 | 100.0 | 100.0 | - | 0.0 |
| Leather belts..... | | 315990-95 | 06/85 | 143.7 | 145.0 | 145.0 | 1.3 | 0.0 |
| Secondary products and miscellaneous receipts..... | | 315990-SM | | | | | | |
| Miscellaneous receipts..... | | 315990-M | 12/11 | 100.5 | 109.3 | 109.2 | - | -0.1 |
| Secondary products..... | | 315990-S | 12/11 | 103.5 | 103.5 | 103.6 | - | 0.1 |
| Leather and allied product manufacturing..... | 316 | | 12/84 | 165.4 | 167.6 | 167.5 | 1.6 | -0.1 |
| Leather and hide tanning and finishing..... | 3161 | | 06/81 | 226.5 | 235.8 | 235.3 | -3.0 | -0.2 |
| Leather and hide tanning and finishing..... | 31611 | | 06/81 | 226.5 | 235.8 | 235.3 | -3.0 | -0.2 |
| Leather and hide tanning and finishing..... | 316110 | | 06/81 | 226.4 | 235.6 | 235.1 | -3.1 | -0.2 |
| Primary products..... | | 316110-P | 06/81 | 223.9 | 233.3 | 232.8 | -3.4 | -0.2 |
| Finished and unfinished leather..... | | 316110-1 | 12/97 | 128.5 | 134.1 | 133.8 | -3.7 | -0.2 |
| Tanning or finishing leather owned by others, and furs.... | | 316110-2 | 06/11 | 100.6 | 101.1 | 101.1 | 1.1 | 0.0 |
| Contract & commission receipts for tanning or finishing leather owned by others..... | | 316110-21 | 06/81 | 159.3 | 159.3 | 159.3 | 0.6 | 0.0 |
| Secondary products and miscellaneous receipts..... | | 316110-SM | | | | | | |
| Footwear manufacturing..... | 3162 | | 12/03 | 116.7 | 118.3 | 118.2 | 6.7 | -0.1 |
| Footwear manufacturing..... | 31621 | | 12/03 | 116.7 | 118.3 | 118.2 | 6.7 | -0.1 |
| Footwear manufacturing..... | 316210 | | 12/11 | 103.2 | 104.6 | 104.5 | - | -0.1 |
| Primary products..... | | 316210-P | 12/11 | 102.8 | 104.3 | 104.2 | - | -0.1 |
| Rubber and plastics footwear, including athletic footwear... | | 316210-1 | 12/80 | 150.0 | 150.1 | 150.1 | 6.6 | 0.0 |
| Men's nonathletic footwear..... | | 316210-3 | 12/93 | 135.7 | 139.5 | 138.8 | 6.9 | -0.5 |
| Women's nonathletic footwear..... | | 316210-4 | 12/93 | 114.6 | 115.5 | 116.2 | 2.6 | 0.6 |
| Other footwear including slippers..... | | 316210-9 | 12/11 | 97.5 | 98.5 | 98.4 | - | -0.1 |
| Secondary products and miscellaneous receipts..... | | 316210-SM | | | | | | |
| Other leather product manufacturing..... | 3169 | | 12/03 | 115.9 | 115.9 | 115.9 | 2.1 | 0.0 |
| Other leather product manufacturing..... | 31699 | | 12/03 | 115.9 | 115.9 | 115.9 | 2.1 | 0.0 |
| Women's handbag and purse manufacturing..... | 316992 | | 06/82 | 158.8 | 158.7 | 158.8 | 1.8 | 0.1 |
| Primary products..... | | 316992-P | 06/82 | 150.8 | 150.7 | 150.8 | 1.2 | 0.1 |
| Women's and children's handbags and purses..... | | 316992-0 | 06/06 | 110.3 | 110.2 | 110.3 | 1.3 | 0.1 |
| Secondary products & miscellaneous receipts..... | | 316992-SM | | | | | | |
| Secondary products..... | | 316992-S | 06/82 | 198.9 | 198.9 | 199.0 | 4.7 | 0.1 |
| All other leather good and allied product manufacturing..... | 316998 | | 12/11 | 101.5 | 101.4 | 101.4 | - | 0.0 |
| Primary products..... | | 316998-P | 12/11 | 101.6 | 101.4 | 101.4 | - | 0.0 |
| Luggage..... | | 316998-1 | 12/84 | 141.1 | 139.7 | 139.7 | 3.3 | 0.0 |
| All other personal leather goods..... | | 316998-3 | 06/82 | 167.5 | 167.8 | 167.7 | 2.5 | -0.1 |
| All other leather goods..... | | 316998-9 | 12/03 | 117.3 | 117.6 | 117.6 | 2.5 | 0.0 |

See footnotes at end of table.

Table 5. Producer price indexes for the net output of selected industries and their products, not seasonally adjusted — Continued

| Industry and product ¹ | Industry code | Product code | Index base | Index | | | Percent change to June 2012 from: | |
|---|---------------|--------------|------------|------------------------|-----------------------|------------------------|-----------------------------------|----------|
| | | | | Feb. 2012 ² | May 2012 ² | June 2012 ² | June 2011 | May 2012 |
| All other leather good and allied product manufacturing - Continued | | | | | | | | |
| Boot and shoe cut stock and findings..... | | 316998-91 | 12/06 | 112.4 | 114.7 | 114.7 | 4.4 | 0.0 |
| All other miscellaneous leather goods..... | | 316998-94 | 12/03 | 117.2 | 117.3 | 117.3 | 2.3 | 0.0 |
| Secondary products and miscellaneous receipts..... | | 316998-SM | | | | | | |
| Miscellaneous receipts..... | | 316998-M | 12/11 | 101.6 | 101.6 | 101.6 | - | 0.0 |
| Wood product manufacturing..... | 321 | | 12/03 | 110.2 | 113.0 | 113.1 | 5.1 | 0.1 |
| Sawmills and wood preservation..... | 3211 | | 12/03 | 100.5 | 106.3 | 104.7 | 7.1 | -1.5 |
| Sawmills and wood preservation..... | 32111 | | 12/03 | 100.5 | 106.3 | 104.7 | 7.1 | -1.5 |
| Sawmills..... | 321113 | | 12/80 | 143.7 | 151.0 | 148.9 | 5.8 | -1.4 |
| Primary products..... | | 321113-P | 12/03 | 95.5 | 100.7 | 99.2 | 6.8 | -1.5 |
| Hardwood lumber, made in sawmills..... | | 321113-1 | 12/03 | 93.9 | 95.0 | 92.8 | -3.2 | -2.3 |
| Softwood lumber, made in sawmills..... | | 321113-3 | 12/03 | 86.1 | 94.6 | 94.3 | 14.2 | -0.3 |
| Wood chips, except field chips..... | | 321113-5 | 12/80 | 121.7 | 114.7 | 106.7 | -8.7 | -7.0 |
| Wood ties, siding, shingles, and shakes and contract sawing of logs owned by others..... | | 321113-7 | 12/03 | 114.2 | 114.8 | 114.6 | 0.0 | -0.2 |
| Secondary products and miscellaneous receipts..... | | 321113-SM | | | | | | |
| Miscellaneous receipts..... | | 321113-M | 12/03 | 140.8 | 140.6 | 140.4 | -2.0 | -0.1 |
| Wood preservation..... | 321114 | | 06/85 | 171.4 | 186.1 | 182.2 | 11.6 | -2.1 |
| Primary products..... | | 321114-P | 06/85 | 172.5 | 188.4 | 184.2 | 12.7 | -2.2 |
| Wood poles, piles, and posts owned and treated by the same establishment..... | | 321114-1 | 06/85 | 234.4 | 244.7 | 244.0 | 7.4 | -0.3 |
| Other wood products owned and treated by the same establishment..... | | 321114-5 | 06/85 | 152.4 | 170.2 | 164.9 | 16.6 | -3.1 |
| Contract wood preservation..... | | 321114-9 | 06/85 | 176.1 | 180.3 | 180.3 | -6.0 | 0.0 |
| Secondary products and miscellaneous receipts..... | | 321114-SM | | | | | | |
| Plywood and engineered wood product mfg..... | 3212 | | 12/03 | 96.6 | 101.3 | 102.0 | 9.2 | 0.7 |
| Plywood and engineered wood product mfg..... | 32121 | | 12/03 | 96.6 | 101.3 | 102.0 | 9.2 | 0.7 |
| Hardwood veneer and plywood manufacturing..... | 321211 | | 06/85 | 151.6 | 153.1 | 153.0 | 2.6 | -0.1 |
| Primary products..... | | 321211-P | 06/85 | 156.4 | 157.8 | 157.5 | 2.1 | -0.2 |
| Hardwood veneer, incl. veneer backed w/ paper, cloth, or other flexible material..... | | 321211-1 | 12/03 | 102.9 | 103.5 | 103.0 | 1.2 | -0.5 |
| Hardwood plywood, except prefinished hardwood plywood, made from purchased material..... | | 321211-3 | 06/85 | 168.5 | 169.3 | 169.3 | 2.7 | 0.0 |
| Secondary products and miscellaneous receipts..... | | 321211-SM | | | | | | |
| Softwood veneer and plywood manufacturing..... | 321212 | | 12/80 | 156.3 | 171.4 | 173.8 | 23.2 | 1.4 |
| Primary products..... | | 321212-P | 12/80 | 165.2 | 178.5 | 181.8 | 25.2 | 1.8 |
| Softwood veneer, incl. veneer backed w/ paper, cloth, or other flexible material..... | | 321212-1 | 12/80 | 144.4 | 156.9 | 156.4 | 6.9 | -0.3 |
| Softwood plywood products: rough, sanded, and specialties..... | | 321212-4 | 12/11 | 107.7 | 116.2 | 119.0 | - | 2.4 |
| Secondary products and miscellaneous receipts..... | | 321212-SM | | | | | | |
| Engineered wood member manufacturing..... | 321213 | | 12/03 | 106.5 | 107.1 | 107.3 | 0.8 | 0.2 |
| Primary products..... | | 321213-P | 12/03 | 106.7 | 107.4 | 107.5 | 0.8 | 0.1 |
| Engineered wood members (except trusses)..... | | 321213-0 | 12/06 | 90.0 | 90.6 | 90.7 | 0.9 | 0.1 |
| Laminated veneer lumber..... | | 321213-01 | 12/03 | 117.0 | 115.0 | 115.5 | 1.0 | 0.4 |
| Other engineered structural wood members, except trusses & laminated veneer lumber (LVL)..... | | 321213-02 | 12/03 | 103.2 | 105.2 | 105.1 | 1.0 | -0.1 |
| Secondary products and miscellaneous receipts..... | | 321213-SM | | | | | | |
| Truss manufacturing..... | 321214 | | 12/03 | 107.0 | 113.7 | 114.6 | 5.8 | 0.8 |
| Primary products..... | | 321214-P | 12/03 | 103.2 | 110.9 | 111.8 | 6.7 | 0.8 |
| Wood trusses..... | | 321214-0 | 12/03 | 103.2 | 110.9 | 111.8 | 6.7 | 0.8 |
| Secondary products and miscellaneous receipts..... | | 321214-SM | | | | | | |
| Miscellaneous receipts..... | | 321214-M | 12/03 | 159.4 | 159.6 | 159.6 | 0.0 | 0.0 |
| Secondary products..... | | 321214-S | 12/03 | 92.7 | 93.3 | 93.7 | 1.0 | 0.4 |
| Reconstituted wood product manufacturing..... | 321219 | | 06/91 | 153.6 | 160.1 | 161.5 | 9.9 | 0.9 |
| Primary products..... | | 321219-P | 06/91 | 152.5 | 159.8 | 161.2 | 10.8 | 0.9 |
| Particleboard made from particleboard produced at the same location..... | | 321219-1 | 12/82 | 198.7 | 209.7 | 211.2 | 9.7 | 0.7 |
| Particleboard, non-industrial, made from particleboard produced at the same location..... | | 321219-12 | 06/09 | 107.5 | 109.7 | 109.7 | 2.8 | 0.0 |
| Particleboard, industrial, incl commercial and shelving, made from particleboard prod at same loca..... | | 321219-13 | 06/09 | 102.4 | 109.6 | 110.7 | 11.6 | 1.0 |
| Waferboard and oriented strandboard..... | | 321219-2 | 12/82 | 144.8 | 155.6 | 157.8 | 23.3 | 1.4 |
| Medium density fiberboard (MDF), made from MDF produced at the same location..... | | 321219-3 | 06/84 | 160.8 | 165.3 | 166.7 | 3.3 | 0.8 |
| Secondary products and miscellaneous receipts..... | | 321219-SM | | | | | | |
| Other wood product manufacturing..... | 3219 | | 12/03 | 119.1 | 119.7 | 120.1 | 3.0 | 0.3 |

See footnotes at end of table.

Table 5. Producer price indexes for the net output of selected industries and their products, not seasonally adjusted — Continued

| Industry and product ¹ | Industry code | Product code | Index base | Index | | | Percent change to June 2012 from: | |
|--|---------------|--------------|------------|------------------------|-----------------------|------------------------|-----------------------------------|----------|
| | | | | Feb. 2012 ² | May 2012 ² | June 2012 ² | June 2011 | May 2012 |
| Millwork..... | 32191 | | 12/03 | 112.2 | 111.8 | 112.1 | 2.8 | 0.3 |
| Wood window and door manufacturing..... | 321911 | | 12/03 | 118.1 | 118.0 | 117.9 | 6.4 | -0.1 |
| Primary products..... | | 321911-P | 12/03 | 117.2 | 117.3 | 117.3 | 6.5 | 0.0 |
| Wood window units..... | | 321911-1 | 06/83 | 210.7 | 211.1 | 211.1 | 8.2 | 0.0 |
| Wood sash, excluding sash shipped in window units..... | | 321911-3 | 06/83 | 235.6 | 235.9 | 234.8 | 5.5 | -0.5 |
| Wood window and door frames..... | | 321911-5 | 06/83 | 153.6 | 155.0 | 154.4 | 5.4 | -0.4 |
| Wood panel, flush, and molded face doors, interior and exterior..... | | 321911-7 | 06/83 | 189.0 | 188.8 | 188.7 | 7.5 | -0.1 |
| Other wood doors, incl. garage, patio, bifold, cabinet, screen, storm and louver..... | | 321911-9 | 06/83 | 196.4 | 196.4 | 196.4 | 1.1 | 0.0 |
| Secondary products and miscellaneous receipts..... | | 321911-SM | | | | | | |
| Miscellaneous receipts..... | | 321911-M | 12/03 | 119.1 | 115.8 | 115.8 | 13.0 | 0.0 |
| Secondary products..... | | 321911-S | 12/03 | 126.1 | 126.4 | 126.2 | 0.2 | -0.2 |
| Cut stock, resawing lumber, and planing..... | 321912 | | 12/03 | 101.2 | 100.8 | 101.2 | -1.4 | 0.4 |
| Primary products..... | | 321912-P | 12/03 | 101.0 | 100.8 | 101.2 | -1.9 | 0.4 |
| Hardwood lumber, made from purchased lumber..... | | 321912-1 | 12/03 | 88.3 | 86.7 | 86.8 | -3.8 | 0.1 |
| Softwood lumber, made from purchased lumber..... | | 321912-3 | 12/03 | 110.4 | 111.5 | 113.1 | 2.6 | 1.4 |
| Hardwood cut stock and dimension..... | | 321912-6 | 06/84 | 165.4 | 165.4 | 165.4 | -1.9 | 0.0 |
| Softwood cut stock and dimension..... | | 321912-8 | 12/80 | 163.8 | 163.8 | 163.2 | -5.1 | -0.4 |
| Secondary products and miscellaneous receipts..... | | 321912-SM | | | | | | |
| Miscellaneous receipts..... | | 321912-M | 12/03 | 100.0 | - | - | - | - |
| Secondary products..... | | 321912-S | 12/03 | 103.4 | 104.5 | 104.5 | 4.1 | 0.0 |
| Other millwork, including flooring..... | 321918 | | 12/03 | 110.9 | 109.9 | 110.6 | 0.0 | 0.6 |
| Primary products..... | | 321918-P | 12/03 | 109.1 | 108.0 | 108.8 | -0.8 | 0.7 |
| Wood moldings..... | | 321918-2 | 06/83 | 191.8 | 189.2 | 190.9 | 0.3 | 0.9 |
| Other wood millwork products, including stairwork, exterior millwork, and softwood flooring..... | | 321918-5 | 12/03 | 106.0 | 106.1 | 106.1 | 0.8 | 0.0 |
| Hardwood flooring..... | | 321918-7 | 06/84 | 159.4 | 157.1 | 158.9 | -2.8 | 1.1 |
| Hardwood flooring, other than oak and maple..... | | 321918-72 | 12/03 | 114.7 | 114.7 | 114.7 | 1.6 | 0.0 |
| Oak and maple hardwood flooring..... | | 321918-73 | 06/84 | 142.0 | 139.7 | 141.5 | -4.6 | 1.3 |
| Secondary products and miscellaneous receipts..... | | 321918-SM | | | | | | |
| Secondary products..... | | 321918-S | 12/03 | 134.8 | 134.8 | 134.8 | 5.7 | 0.0 |
| Wood container and pallet manufacturing..... | 32192 | | 12/03 | 117.9 | 119.5 | 119.8 | 1.6 | 0.3 |
| Wood container and pallet manufacturing..... | 321920 | | 12/03 | 117.9 | 119.5 | 119.8 | 1.6 | 0.3 |
| Primary products..... | | 321920-P | 12/03 | 117.8 | 119.4 | 119.6 | 1.2 | 0.2 |
| Nailed and lock-corner wood boxes..... | | 321920-1 | 06/85 | 170.6 | 172.0 | 172.0 | -5.5 | 0.0 |
| Wood box and crate shook..... | | 321920-3 | 06/85 | 158.7 | 161.1 | 160.4 | 1.8 | -0.4 |
| Wood pallets and pallet containers, wood and metal combination..... | | 321920-5 | 12/03 | 116.2 | 117.6 | 118.1 | 1.5 | 0.4 |
| Other wood container parts and wood containers..... | | 321920-7 | 12/03 | 123.0 | 125.7 | 124.5 | 3.6 | -1.0 |
| Secondary products and miscellaneous receipts..... | | 321920-SM | | | | | | |
| Miscellaneous receipts..... | | 321920-M | 12/03 | 124.9 | 125.6 | 128.1 | 7.2 | 2.0 |
| Secondary products..... | | 321920-S | 12/03 | 110.7 | 113.7 | - | - | - |
| All other wood product manufacturing..... | 32199 | | 12/03 | 126.6 | 128.5 | 129.4 | 4.2 | 0.7 |
| Manufactured home (mobile home) manufacturing..... | 321991 | | 06/81 | 245.5 | 247.2 | 251.0 | 4.8 | 1.5 |
| Primary products..... | | 321991-P | 06/81 | 245.4 | 247.1 | 251.0 | 4.9 | 1.6 |
| Manufactured homes (mobile homes), all sizes (incl. multisection)..... | | 321991-1 | 06/81 | 245.5 | 247.0 | 251.1 | 4.9 | 1.7 |
| Secondary products and miscellaneous receipts..... | | 321991-SM | | | | | | |
| Prefabricated wood building manufacturing..... | 321992 | | 12/84 | 229.1 | 235.6 | 236.9 | 4.1 | 0.6 |
| Primary products..... | | 321992-P | 12/84 | 224.9 | 231.9 | 233.4 | 4.6 | 0.6 |
| Components for prefabricated stationary wood buildings (not sold as complete units)..... | | 321992-1 | 12/89 | 154.5 | 155.2 | 158.4 | 6.5 | 2.1 |
| Precut packages for prefabricated stationary wood buildings (complete units)..... | | 321992-3Y | 12/84 | 240.3 | 249.8 | 251.6 | 6.6 | 0.7 |
| Prefabricated stationary wood buildings shipped in panel form (complete units)..... | | 321992-5 | 12/84 | 228.7 | 243.1 | 244.3 | 5.7 | 0.5 |
| Prefabricated stationary wood buildings shipped in three-dimensional assemblies..... | | 321992-7 | 12/84 | 213.8 | 218.5 | 218.3 | 2.3 | -0.1 |
| Prefabricated stationary residential wood buildings, inc. homes, townhouses and apts..... | | 321992-71 | 12/84 | 205.5 | 211.7 | 211.3 | 3.5 | -0.2 |
| Prefabricated stationary nonresidential wood buildings, inc. motels and hotels..... | | 321992-72 | 12/84 | 254.4 | - | 255.1 | -1.2 | - |
| Secondary products and miscellaneous receipts..... | | 321992-SM | | | | | | |
| Miscellaneous receipts..... | | 321992-M | 06/98 | 151.2 | - | - | - | - |
| Secondary products..... | | 321992-S | 08/92 | 208.6 | - | - | - | - |
| All other miscellaneous wood product manufacturing..... | 321999 | | 12/03 | 115.6 | 117.4 | 117.2 | 2.7 | -0.2 |
| Primary products..... | | 321999-P | 06/84 | 173.5 | 176.6 | 176.2 | 2.9 | -0.2 |
| All other miscellaneous wood products..... | | 321999-0 | 06/02 | 113.3 | 115.4 | 115.2 | 3.0 | -0.2 |
| Secondary products and miscellaneous receipts..... | | 321999-SM | | | | | | |

See footnotes at end of table.

Table 5. Producer price indexes for the net output of selected industries and their products, not seasonally adjusted — Continued

| Industry and product ¹ | Industry code | Product code | Index base | Index | | | Percent change to June 2012 from: | |
|---|---------------|--------------|------------|------------------------|-----------------------|------------------------|-----------------------------------|----------|
| | | | | Feb. 2012 ² | May 2012 ² | June 2012 ² | June 2011 | May 2012 |
| All other miscellaneous wood product manufacturing - Continued | | | | | | | | |
| Miscellaneous receipts..... | | 321999-M | 06/84 | 235.9 | 236.2 | 236.2 | 0.2 | 0.0 |
| Secondary products..... | | 321999-S | 06/84 | 192.9 | 191.9 | 192.1 | -0.2 | 0.1 |
| Paper manufacturing..... | 322 | | 12/03 | 131.9 | 131.7 | 131.7 | 0.0 | 0.0 |
| Pulp, paper & paperboard mills..... | 3221 | | 12/03 | 135.2 | 134.7 | 134.8 | -1.0 | 0.1 |
| Pulp mills..... | 32211 | | 12/82 | 201.7 | 199.0 | 199.7 | -2.2 | 0.4 |
| Pulp Mills..... | 322110 | | 12/82 | 201.7 | 199.0 | 199.7 | -2.2 | 0.4 |
| Primary products..... | | 322110-P | 12/82 | 213.9 | 211.0 | 211.8 | -2.1 | 0.4 |
| Paper mills..... | 32212 | | 06/81 | 192.1 | 191.4 | 191.7 | -0.1 | 0.2 |
| Paper, except newsprint, mills..... | 322121 | | 12/03 | 131.5 | 130.8 | 131.1 | 0.0 | 0.2 |
| Primary products..... | | 322121-P | 12/03 | 133.4 | 132.9 | 133.2 | 0.5 | 0.2 |
| Paper, sanitary tissue paper products, made in paper mills..... | | 322121-N | 06/83 | 207.3 | 206.1 | 207.4 | 2.7 | 0.6 |
| Paper, facial tissues and handkerchiefs, incl. sputum wipes, made in paper mills..... | | 322121-N1 | 06/90 | 119.2 | 119.2 | 119.2 | 0.0 | 0.0 |
| Paper, table napkins, industrial & retail pkgs, bulk and dispenser types, made in paper mills..... | | 322121-N2 | 06/83 | 223.1 | 223.1 | 223.1 | -0.3 | 0.0 |
| Toilet tissue, retail packages, rolls and ovals..... | | 322121-N5Z | 06/83 | 222.2 | 222.4 | 222.5 | 5.2 | 0.0 |
| Paper towels, industrial packages (rolled, folded, and interfolded), made in paper mills..... | | 322121-N6Z | 12/06 | 123.3 | 123.3 | 123.2 | 4.6 | -0.1 |
| Paper towels, retail packages (rolled, folded, and interfolded), made in paper mills..... | | 322121-N7 | 06/07 | 113.9 | 109.1 | 113.9 | 0.3 | 4.4 |
| Bleached bristol, clay-coated, uncoated, and industrial converted paper..... | | 322121-6 | 12/11 | 98.9 | 98.6 | 98.7 | - | 0.1 |
| Secondary products and miscellaneous receipts..... | | 322121-SM | | | | | | |
| Secondary products..... | | 322121-S | 12/03 | 111.2 | 108.9 | 108.6 | -9.3 | -0.3 |
| Newsprint mills..... | 322122 | | 12/03 | 110.6 | 111.9 | 111.6 | -0.4 | -0.3 |
| Primary products..... | | 322122-P | 12/03 | 111.8 | 113.2 | 112.7 | 0.2 | -0.4 |
| Newsprint..... | | 322122-1 | 06/81 | 143.6 | 143.5 | 142.7 | 0.2 | -0.6 |
| Uncoated ground-wood paper, from pulp (containing more than 10 percent mechanical fiber)..... | | 322122-3 | 06/81 | 111.1 | 117.6 | - | - | - |
| Secondary products and miscellaneous receipts..... | | 322122-SM1 | | | | | | |
| Paperboard mills..... | 32213 | | 12/82 | 253.8 | 253.6 | 253.4 | -2.5 | -0.1 |
| Paperboard mills..... | 322130 | | 12/82 | 254.0 | 253.9 | 253.7 | -2.5 | -0.1 |
| Primary products..... | | 322130-P | 12/82 | 241.8 | 241.6 | 241.5 | -2.7 | 0.0 |
| Unbleached kraft packaging & industrial converting paperboard (80 percent or more virgin wood)..... | | 322130-1 | 12/82 | 234.9 | 233.8 | 233.8 | -3.4 | 0.0 |
| Semichemical paperboard, incl corrugating medium (75 percent or more virgin woodpulp)..... | | 322130-5 | 12/82 | 252.2 | 252.2 | 252.2 | -5.1 | 0.0 |
| Recycled paperboard..... | | 322130-7 | 12/82 | 286.7 | 287.6 | 287.2 | -0.8 | -0.1 |
| Secondary products & miscellaneous receipts..... | | 322130-SM | | | | | | |
| Converted paper product mfg..... | 3222 | | 12/03 | 130.9 | 130.8 | 130.7 | 0.4 | -0.1 |
| Paper container mfg..... | 32221 | | 12/84 | 210.8 | 210.6 | 210.5 | -0.3 | 0.0 |
| Corrugated and solid fiber box manufacturing..... | 322211 | | 03/80 | 271.5 | 271.9 | 271.7 | -1.0 | -0.1 |
| Primary products..... | | 322211-P | 03/80 | 275.0 | 275.3 | 275.2 | -0.8 | 0.0 |
| Corrugated and solid fiber boxes, including pallets..... | | 322211-0 | 03/80 | 275.0 | 275.3 | 275.2 | -0.8 | 0.0 |
| Corrugated shipping containers for food, beverages, carryout..... | | 322211-01 | 03/80 | 241.0 | 241.3 | 241.2 | -1.6 | 0.0 |
| Corrugated shipping containers for paper and allied products..... | | 322211-02 | 03/80 | 287.3 | 287.3 | 287.3 | 0.3 | 0.0 |
| Corrugated shipping containers, metal machinery, etc..... | | 322211-03 | 06/02 | 152.2 | 152.1 | 151.8 | -0.9 | -0.2 |
| Other corrugated shipping containers for all other end uses..... | | 322211-04 | 03/80 | 280.6 | 282.4 | 282.4 | 0.4 | 0.0 |
| Corrugated paperboard in sheets and rolls, lined and unlined..... | | 322211-05 | 03/80 | 220.2 | 220.2 | 220.2 | 0.0 | 0.0 |
| Other corrugated & solid fiber products, incl. containers, etc..... | | 322211-06 | 06/02 | 161.5 | 161.7 | 161.7 | -1.3 | 0.0 |
| Secondary products and miscellaneous receipts..... | | 322211-SM | | | | | | |
| Miscellaneous receipts..... | | 322211-M | 06/02 | 146.1 | 147.2 | 146.5 | -6.7 | -0.5 |
| Secondary products..... | | 322211-S | 12/90 | 143.0 | 143.3 | 143.2 | -0.1 | -0.1 |
| Folding paperboard box manufacturing..... | 322212 | | 12/83 | 162.1 | 162.7 | 162.6 | 1.9 | -0.1 |
| Primary products..... | | 322212-P | 12/83 | 161.8 | 162.4 | 162.4 | 2.1 | 0.0 |
| Folding paperboard boxes, packaging, and pkg. components..... | | 322212-0 | 12/83 | 161.8 | 162.4 | 162.4 | 2.1 | 0.0 |
| Secondary products and miscellaneous receipts..... | | 322212-SM | | | | | | |
| Secondary products..... | | 322212-S | 12/83 | 161.2 | 161.2 | 161.2 | -0.1 | 0.0 |
| Other paperboard container manufacturing..... | 322219 | | 12/11 | 104.4 | 101.9 | 102.1 | - | 0.2 |
| Primary products..... | | 322219-P | 12/11 | 105.0 | 102.1 | 102.4 | - | 0.3 |

See footnotes at end of table.

Table 5. Producer price indexes for the net output of selected industries and their products, not seasonally adjusted — Continued

| Industry and product ¹ | Industry code | Product code | Index base | Index | | | Percent change to June 2012 from: | |
|---|---------------|--------------|------------|------------------------|-----------------------|------------------------|-----------------------------------|----------|
| | | | | Feb. 2012 ² | May 2012 ² | June 2012 ² | June 2011 | May 2012 |
| Other paperboard container manufacturing - Continued | | | | | | | | |
| Setup (rigid) paperboard boxes..... | | 322219-1 | 12/83 | 209.9 | 211.2 | 211.2 | 1.7 | 0.0 |
| Fiber cans, tubes, and drums..... | | 322219-2 | 12/85 | 253.7 | 253.3 | 253.6 | 1.3 | 0.1 |
| Paperboard fiber drums with ends of any material..... | | 322219-21 | 12/85 | 307.9 | 310.2 | 310.2 | 4.9 | 0.0 |
| Fiber cans, tubes, and similar fiber products..... | | 322219-22 | 12/85 | 243.2 | 242.5 | 242.8 | 0.5 | 0.1 |
| Fiber cans, all fiber and composite..... | | 322219-221 | 12/85 | 215.4 | 215.3 | 215.3 | 0.0 | 0.0 |
| Fiber cores and tubes..... | | 322219-222 | 12/85 | 263.4 | 262.2 | 262.7 | 0.8 | 0.2 |
| Paperboard cones/reels/etc./ all vulcanized fiber products..... | | 322219-223 | 12/02 | 111.0 | 111.0 | 111.0 | -0.6 | 0.0 |
| Nonfolding sanitary food containers..... | | 322219-3 | 06/85 | 240.3 | 228.7 | 229.7 | 0.4 | 0.4 |
| Secondary products and miscellaneous receipts..... | | 322219-SM | | | | | | |
| Paper bag and coated and treated paper mfg..... | 32222 | | 12/03 | 131.3 | 130.7 | 130.9 | 1.8 | 0.2 |
| Paper bag and coated and treated paper manufacturing..... | 322220 | | 12/11 | 99.8 | 99.3 | 99.5 | - | 0.2 |
| Primary products..... | | 322220-P | 12/11 | 99.8 | 99.2 | 99.4 | - | 0.2 |
| Coated and laminated packaging materials..... | | 322220-1 | 12/03 | 125.2 | 122.7 | 122.7 | 0.9 | 0.0 |
| Single-web paper, rolls and sheets, including waxed, for flexible packaging uses..... | | 322220-11 | 12/87 | 184.5 | 181.2 | 181.2 | 1.7 | 0.0 |
| Coated and laminated paper..... | | 322220-2 | 12/03 | 131.4 | 131.1 | 131.7 | 2.0 | 0.5 |
| Pressure-sensitive products..... | | 322220-25 | 12/82 | 191.1 | 191.2 | 190.1 | 2.4 | -0.6 |
| Wallcoverings..... | | 322220-26 | 06/85 | 150.1 | - | - | - | - |
| Other coated and processed papers, except for packaging uses..... | | 322220-29 | 12/11 | 98.0 | 97.3 | 98.9 | - | 1.6 |
| Plastics, foil, and coated paper bags..... | | 322220-3 | 12/03 | 129.8 | 133.2 | 130.7 | -8.8 | -1.9 |
| Uncoated paper and multiwall bags..... | | 322220-4 | 12/90 | 161.6 | 157.1 | 156.3 | 4.1 | -0.5 |
| Uncoated single-web paper grocers' bags and sacks and variety and shopping bags..... | | 322220-41 | 12/83 | 338.0 | 320.0 | 317.2 | 8.1 | -0.9 |
| Uncoated paper grocers' bags and sacks..... | | 322220-411 | 12/10 | 125.7 | 120.1 | 120.1 | 15.7 | 0.0 |
| Uncoated paper variety bags and pouches (merchandise) and shopping bags..... | | 322220-412 | 12/10 | 126.6 | 115.8 | 112.5 | 0.0 | -2.8 |
| All other uncoated paper bags and pouches (including specialty bags, mothproof bags, etc.)..... | | 322220-413 | 12/10 | 109.1 | 107.5 | 107.5 | 4.7 | 0.0 |
| Shipping sacks and multiwall bags, all materials, except textiles..... | | 322220-43 | 12/83 | 273.6 | 271.4 | 270.6 | 2.4 | -0.3 |
| Single and double wall shipping sacks and bags, all materials, except textiles..... | | 322220-431 | 12/10 | 110.4 | 107.9 | 107.6 | 4.1 | -0.3 |
| Multiwall (three-ply or more) shipping sacks and bags, all materials, except textiles..... | | 322220-432 | 12/10 | 104.9 | 104.4 | 104.1 | 2.1 | -0.3 |
| Flexible packaging foil..... | | 322220-5 | 12/03 | 108.4 | 107.6 | 107.6 | 2.1 | 0.0 |
| Adhesive or wax laminated aluminum foil/paper combinations, rolls and sheets..... | | 322220-503 | 12/11 | 100.2 | - | 98.9 | - | - |
| Surface-coated paperboard..... | | 322220-6 | 12/84 | 241.3 | 240.4 | 240.4 | -0.5 | 0.0 |
| Secondary products and miscellaneous receipts..... | | 322220-SM | | | | | | |
| Miscellaneous receipts..... | | 322220-M | 12/11 | 98.6 | 99.2 | 99.3 | - | 0.1 |
| Secondary products..... | | 322220-S | 12/11 | 100.6 | 100.7 | 100.7 | - | 0.0 |
| Stationery product mfg..... | 32223 | | 12/03 | 128.9 | 130.1 | 129.2 | 2.0 | -0.7 |
| Stationery product manufacturing..... | 322230 | | 12/11 | 100.7 | 101.7 | 101.0 | - | -0.7 |
| Primary products..... | | 322230-P | 12/11 | 100.8 | 101.7 | 101.0 | - | -0.7 |
| Die-cut paper, paperboard office supplies, and paper supplies for business machines..... | | 322230-1 | 12/03 | 147.7 | 149.3 | 148.7 | 3.2 | -0.4 |
| Die-cut paper and paperboard office supplies..... | | 322230-11 | 12/89 | 140.5 | 142.7 | 142.0 | 4.2 | -0.5 |
| Paper supplies for business machines and other misc. unprinted office supplies..... | | 322230-13 | 06/85 | 197.8 | 199.2 | 198.5 | 2.8 | -0.4 |
| Envelopes..... | | 322230-2 | 12/84 | 155.8 | 157.4 | 155.6 | 1.4 | -1.1 |
| Stationery, tablets, and related products..... | | 322230-3 | 06/85 | 188.2 | 188.2 | 188.2 | 0.6 | 0.0 |
| Stationery..... | | 322230-31 | 06/85 | 179.9 | 180.4 | 180.3 | 0.9 | -0.1 |
| Tablets, pads and related products..... | | 322230-33 | 06/85 | 192.4 | 192.2 | 192.2 | 0.6 | 0.0 |
| Secondary products and miscellaneous receipts..... | | 322230-SM | | | | | | |
| Miscellaneous receipts..... | | 322230-M | 12/11 | 100.1 | 101.8 | 100.6 | - | -1.2 |
| Secondary products..... | | 322230-S | 12/11 | 100.4 | 100.1 | 100.1 | - | 0.0 |
| Other converted paper product mfg..... | 32229 | | 12/03 | 117.3 | 117.4 | 117.2 | 0.0 | -0.2 |
| Sanitary paper product manufacturing..... | 322291 | | 12/03 | 113.4 | 113.5 | 113.3 | -0.4 | -0.2 |
| Primary products..... | | 322291-P | 06/83 | 169.0 | 169.1 | 168.9 | -0.5 | -0.1 |
| Disposable sanitary products, purchased sanitary paper stock and wadding..... | | 322291-2 | 12/03 | 96.0 | 96.0 | 95.8 | -0.3 | -0.2 |
| Sanitary tissue paper products, purchased sanitary paper and wadding..... | | 322291-5 | 12/03 | 134.5 | 134.8 | 134.8 | -0.4 | 0.0 |
| Secondary products and miscellaneous receipts..... | | 322291-SM | | | | | | |
| Secondary receipts..... | | 322291-S | 06/83 | 163.5 | - | 163.1 | 2.6 | - |
| All other converted paper product mfg..... | 322299 | | 12/03 | 126.1 | 126.1 | 126.0 | 0.7 | -0.1 |
| Primary products..... | | 322299-P | 12/03 | 123.3 | 123.4 | 123.2 | 0.7 | -0.2 |
| Miscellaneous converted paper and paperboard products..... | | 322299-3 | 12/03 | 122.3 | 122.4 | 122.1 | 0.6 | -0.2 |

See footnotes at end of table.

Table 5. Producer price indexes for the net output of selected industries and their products, not seasonally adjusted — Continued

| Industry and product ¹ | Industry code | Product code | Index base | Index | | | Percent change to June 2012 from: | |
|---|---------------|--------------|------------|------------------------|-----------------------|------------------------|-----------------------------------|----------|
| | | | | Feb. 2012 ² | May 2012 ² | June 2012 ² | June 2011 | May 2012 |
| All other converted paper product mfg. - Continued | | | | | | | | |
| Secondary products and miscellaneous receipts..... | | 322299-SM | | | | | | |
| Secondary products..... | | 322299-S | 12/03 | 163.1 | 163.3 | 163.4 | 6.1 | 0.1 |
| Printing and related support activities..... | 323 | | 12/03 | 111.6 | 112.2 | 112.0 | 0.3 | -0.2 |
| Printing and related support activities..... | 3231 | | 12/03 | 111.7 | 112.3 | 112.1 | 0.3 | -0.2 |
| Printing..... | 32311 | | 12/03 | 112.3 | 112.9 | 112.7 | 0.3 | -0.2 |
| Commercial screen printing..... | 323113 | | 12/03 | 104.1 | 104.6 | 104.4 | 1.2 | -0.2 |
| Primary products..... | | 323113-P | 12/03 | 104.2 | 104.8 | 104.5 | 1.4 | -0.3 |
| Screen printed labels..... | | 323113-2 | 12/01 | 100.2 | 100.2 | 100.2 | 0.0 | 0.0 |
| Screen printing on garments, apparel accessories, and other fabric articles, except labels..... | | 323113-4 | 06/90 | 130.6 | 131.2 | 130.5 | -0.7 | -0.5 |
| Screen printing (except on textiles, apparel, apparel accessories, and labels)..... | | 323113-6 | 12/06 | 103.3 | 104.1 | 104.3 | 4.2 | 0.2 |
| Screen printed advertising materials..... | | 323113-62 | 12/01 | 119.9 | 119.9 | 120.2 | 5.7 | 0.3 |
| Screen printed decalcomanias and pressure sensitives (self-adhesive)..... | | 323113-63 | 12/01 | 106.1 | 106.1 | 106.1 | 0.0 | 0.0 |
| Other commercial and general job printing (screen)..... | | 323113-66 | 12/01 | 93.7 | 95.9 | 95.9 | 3.2 | 0.0 |
| Secondary products and miscellaneous receipts..... | | 323113-SM | | | | | | |
| Secondary products..... | | 323113-S | 12/03 | 102.3 | 102.7 | 102.6 | 0.1 | -0.1 |
| Books printing..... | 323117 | | 12/83 | 162.8 | 163.3 | 163.3 | 2.3 | 0.0 |
| Primary products..... | | 323117-P | 12/83 | 165.8 | 166.3 | 166.3 | 2.5 | 0.0 |
| Textbook printing and binding..... | | 323117-1 | 06/93 | 96.5 | 97.2 | 97.2 | 1.1 | 0.0 |
| Technical, scientific, & professional book printing & binding..... | | 323117-3 | 06/93 | 103.4 | 103.7 | 103.7 | 0.3 | 0.0 |
| Religious book printing and binding..... | | 323117-5 | 06/93 | 119.7 | - | 121.2 | 2.8 | - |
| General book (trade, etc.) printing & binding..... | | 323117-7 | 06/93 | 119.8 | 120.0 | 120.0 | 4.9 | 0.0 |
| Other book printing and binding..... | | 323117-9 | 06/93 | 138.5 | 138.5 | 138.5 | 0.0 | 0.0 |
| Secondary products and miscellaneous receipts..... | | 323117-SM | | | | | | |
| Secondary products..... | | 323117-S | 12/83 | 141.2 | 141.3 | 141.2 | 0.0 | -0.1 |
| Commercial printing (except screen and books)..... | 32311K | | 12/11 | 99.7 | 100.2 | 100.1 | - | -0.1 |
| Primary products..... | | 32311K-P | 12/11 | 99.7 | 100.1 | 100.0 | - | -0.1 |
| Commercial lithographic printing..... | | 32311K-0 | 06/82 | 164.8 | 165.4 | 165.1 | 0.0 | -0.2 |
| General job printing, nec (lithographic) (offset)..... | | 32311K-0B | 12/01 | 107.3 | 109.1 | 108.9 | 1.6 | -0.2 |
| Magazine and periodical printing (lithographic) (offset)..... | | 32311K-01 | 06/82 | 139.4 | 139.1 | 138.1 | -0.6 | -0.7 |
| Label and wrapper printing (lithographic) (offset)..... | | 32311K-03 | 06/82 | 145.4 | 144.7 | 144.7 | 1.4 | 0.0 |
| Catalog and directory printing (lithographic) (offset)..... | | 32311K-05 | 06/82 | 145.4 | 145.4 | 145.4 | 0.1 | 0.0 |
| Financial and legal printing (lithographic) (offset)..... | | 32311K-07 | 06/82 | 166.0 | 169.8 | 169.8 | 2.3 | 0.0 |
| Advertising printing (lithographic) (offset)..... | | 32311K-09 | 06/82 | 151.6 | 151.4 | 151.4 | -1.0 | 0.0 |
| Direct mail advertising printing (lithographic) incl. circulars, cards, etc..... | | 32311K-091 | 12/88 | 125.5 | 125.3 | 125.2 | -2.0 | -0.1 |
| Advertising printing (lithographic) except direct mail advertising..... | | 32311K-092 | 06/09 | 101.4 | 101.4 | 101.4 | 0.0 | 0.0 |
| Commercial gravure printing..... | | 32311K-1 | 06/82 | 95.6 | 96.0 | 95.9 | -4.4 | -0.1 |
| Label and wrapper printing (gravure)..... | | 32311K-13 | 06/82 | 132.5 | 132.7 | 132.7 | 2.8 | 0.0 |
| Advertising printing (gravure)..... | | 32311K-17 | 12/96 | 91.1 | - | - | - | - |
| Other commercial and general job printing (gravure)..... | | 32311K-19 | 06/82 | 110.5 | 110.5 | 110.2 | 2.3 | -0.3 |
| Commercial flexographic printing..... | | 32311K-2 | 12/03 | 124.7 | 126.1 | 125.9 | -3.4 | -0.2 |
| Label and wrapper printing (flexographic)..... | | 32311K-21 | 12/01 | 126.5 | 128.4 | 128.1 | -4.0 | -0.2 |
| Printing other than labels and wrappers (flexographic)..... | | 32311K-23 | 12/01 | 120.0 | 120.0 | 120.0 | 1.2 | 0.0 |
| Quick printing..... | | 32311K-4 | 12/03 | 113.5 | 113.6 | 113.5 | 0.6 | -0.1 |
| Digital commercial printing..... | | 32311K-5 | 12/03 | 91.3 | 92.1 | 92.2 | -0.9 | 0.1 |
| Manifold business forms printing..... | | 32311K-6 | 12/03 | 158.2 | 158.6 | 158.6 | 2.5 | 0.0 |
| Unit set business forms, loose or bound, including label/form type..... | | 32311K-61 | 12/83 | 370.6 | 364.4 | 365.1 | 1.6 | 0.2 |
| Manifold books (incl. sales) and pegboard accounting systems..... | | 32311K-63 | 12/83 | 258.7 | 258.7 | 258.7 | 2.2 | 0.0 |
| Custom continuous business forms..... | | 32311K-65 | 12/83 | 292.5 | 299.4 | 299.3 | 3.7 | 0.0 |
| Checkbooks, incl. inserts and refills, excl. continuous and die-cut..... | | 32311K-69 | 06/85 | 263.4 | 263.4 | 263.4 | 3.5 | 0.0 |
| Blankbooks and looseleaf binders..... | | 32311K-8 | 12/03 | 127.1 | 127.8 | 127.2 | 1.3 | -0.5 |
| Blankbook making, except checkbooks..... | | 32311K-81 | 12/91 | 152.0 | 152.2 | 152.2 | 2.7 | 0.0 |
| Looseleaf binders, devices, and forms..... | | 32311K-83 | 06/85 | 180.6 | 181.8 | 180.7 | 0.6 | -0.6 |
| Other commercial printing..... | | 32311K-9 | 12/03 | 104.1 | 104.5 | 104.5 | 1.0 | 0.0 |
| Secondary products and miscellaneous receipts..... | | 32311K-SM | | | | | | |
| Miscellaneous receipts..... | | 32311K-M | 12/11 | 99.3 | 100.2 | 99.6 | - | -0.6 |
| Secondary products..... | | 32311K-S | 12/11 | 100.3 | 101.2 | 101.1 | - | -0.1 |
| Support activities for printing..... | 32312 | | 12/03 | 99.2 | 99.6 | 99.5 | 0.1 | -0.1 |
| Support activities for printing..... | 323120 | | 12/11 | 100.4 | 100.8 | 100.8 | - | 0.0 |
| Primary products..... | | 323120-P | 12/11 | 100.5 | 100.9 | 100.9 | - | 0.0 |

See footnotes at end of table.

Table 5. Producer price indexes for the net output of selected industries and their products, not seasonally adjusted — Continued

| Industry and product ¹ | Industry code | Product code | Index base | Index | | | Percent change to June 2012 from: | |
|---|---------------|--------------|------------|------------------------|-----------------------|------------------------|-----------------------------------|----------|
| | | | | Feb. 2012 ² | May 2012 ² | June 2012 ² | June 2011 | May 2012 |
| Support activities for printing - Continued | | | | | | | | |
| Tradebinding and related work | | 323120-1 | 12/85 | 155.9 | 157.3 | 157.3 | 1.4 | 0.0 |
| Edition, library, and other hardcover bookbinding | | 323120-11 | 12/85 | 168.3 | 170.3 | 170.3 | 3.3 | 0.0 |
| Softcover, pamphlet, sample book, and other binding of books and materials printed elsewhere | | 323120-15 | 12/06 | 104.1 | 104.2 | 104.2 | 0.1 | 0.0 |
| Miscellaneous binding and postpress work | | 323120-17 | 12/06 | 99.6 | 100.9 | 100.9 | 1.3 | 0.0 |
| Prepress services | | 323120-2 | 12/03 | 94.9 | 94.9 | 94.9 | -0.7 | 0.0 |
| Prepress services, except platemaking | | 323120-21 | 12/03 | 93.8 | 93.7 | 93.7 | -1.0 | 0.0 |
| Printing plates, prepared for printing, excl. blank plates | | 323120-23 | 12/03 | 99.8 | 99.8 | 99.8 | 0.6 | 0.0 |
| Secondary products and miscellaneous receipts | | 323120-SM | | | | | | |
| Petroleum and coal products manufacturing | 324 | | 12/84 | 377.5 | 388.5 | 372.2 | -6.2 | -4.2 |
| Petroleum and coal products mfg. | 3241 | | 12/84 | 377.5 | 388.5 | 372.2 | -6.1 | -4.2 |
| Petroleum refineries | 32411 | | 06/85 | 386.5 | 398.1 | 380.1 | -6.7 | -4.5 |
| Petroleum refineries | 324110 | | 06/85 | 386.4 | 398.1 | 380.1 | -6.7 | -4.5 |
| Primary products | | 324110-P | 06/85 | 395.9 | 408.4 | 389.3 | -6.9 | -4.7 |
| Light fuel oils | | 324110-AY | 06/85 | 398.3 | 399.1 | 362.7 | -9.2 | -9.1 |
| Home heating oil and other distillates, NEC | | 324110-AY1 | 06/85 | 367.1 | 381.2 | 344.7 | -5.2 | -9.6 |
| Diesel fuel | | 324110-AY2 | 06/85 | 412.1 | 410.2 | 373.2 | -10.7 | -9.0 |
| Heavy fuel oils, including No. 5, No. 6, heavy diesel, gas enrichment oils, etc. | | 324110-DY | 06/85 | 405.1 | 409.5 | 376.6 | -5.4 | -8.0 |
| Unfinished oils and lubricating oil base stock | | 324110-J | 06/85 | 589.9 | 584.8 | 544.0 | -3.5 | -7.0 |
| Liquefied refinery gases, including other aliphatics (feed stock and other uses) | | 324110-R | 06/85 | 830.8 | 891.2 | 701.4 | -36.6 | -21.3 |
| Other finished petroleum products, including waxes | | 324110-T | 06/85 | 553.9 | 613.9 | 851.9 | -1.2 | 38.8 |
| Gasoline, including finished base stocks and blending agents | | 324110-1 | 06/85 | 335.8 | 355.1 | 338.0 | -4.7 | -4.8 |
| Jet fuel | | 324110-4Y | 06/85 | 404.7 | 388.4 | 355.3 | -10.2 | -8.5 |
| Kerosene, except jet fuel | | 324110-7Y | 06/85 | 423.5 | 405.4 | 366.6 | -14.6 | -9.6 |
| Motor gasoline, including finished base stocks and blending agents | | 324110-12 | 06/85 | 338.0 | 357.0 | 340.4 | -4.8 | -4.6 |
| Regular gasoline | | 324110-121 | 06/85 | 331.6 | 348.8 | 334.4 | -4.9 | -4.1 |
| Mid-premium gasoline | | 324110-122 | 12/87 | 480.6 | 511.8 | 477.5 | -6.8 | -6.7 |
| Premium gasoline | | 324110-123 | 06/85 | 331.4 | 358.1 | 331.9 | -4.2 | -7.3 |
| Asphalt | | 324110-9 | 06/85 | 277.5 | 300.9 | 301.0 | 10.5 | 0.0 |
| Secondary products and miscellaneous receipts | | 324110-SM1 | | | | | | |
| Asphalt paving and roofing materials mfg. | 32412 | | 12/84 | 252.1 | 257.3 | 259.7 | 2.8 | 0.9 |
| Asphalt paving mixture & block mfg. | 324121 | | 06/81 | 315.1 | 319.9 | 323.6 | 6.3 | 1.2 |
| Primary products | | 324121-P | 06/81 | 318.3 | 323.3 | 327.2 | 6.6 | 1.2 |
| Asphalt paving mixtures & blocks | | 324121-0 | 06/81 | 318.3 | 323.3 | 327.2 | 6.6 | 1.2 |
| Emulsified asphalt, including liquid additives | | 324121-0111 | 12/04 | 236.8 | 238.2 | 248.9 | 10.8 | 4.5 |
| Other liquid asphalt and tar paving materials, including cut-backs | | 324121-0121 | 12/04 | 278.1 | 289.5 | 292.1 | 8.1 | 0.9 |
| Asphalt and tar paving mixture excluding liquid | | 324121-0131 | 12/04 | 200.9 | 203.4 | 204.1 | 5.2 | 0.3 |
| Other asphaltic paving mixtures, excluding brick, concrete, granite, or stone | | 324121-0141 | 12/09 | 101.3 | 108.4 | 108.4 | 7.2 | 0.0 |
| Secondary products and miscellaneous receipts | | 324121-SM | | | | | | |
| Miscellaneous receipts | | 324121-M | 12/04 | 133.5 | 136.5 | 137.5 | 3.0 | 0.7 |
| Secondary products | | 324121-S | 06/81 | 272.9 | 273.2 | 271.0 | -0.1 | -0.8 |
| Asphalt shingle and coating materials mfg. | 324122 | | 06/84 | 222.4 | 228.8 | 230.1 | -1.6 | 0.6 |
| Primary products | | 324122-P | 06/84 | 222.8 | 229.7 | 231.1 | -2.2 | 0.6 |
| Roofing asphalts and pitches, coatings, and cements | | 324122-1 | 06/84 | 270.1 | 267.5 | 267.5 | 11.3 | 0.0 |
| Prepared asphalt and tar roofing and siding products, incl. saturated felts for nonbuilding use | | 324122-2 | 06/84 | 211.1 | 219.6 | 221.2 | -4.7 | 0.7 |
| Secondary products and miscellaneous receipts | | 324122-SM | | | | | | |
| Miscellaneous receipts | | 324122-M | 12/91 | 193.0 | 193.0 | 193.0 | 7.6 | 0.0 |
| Secondary products | | 324122-S | 06/84 | 219.5 | 219.6 | 220.4 | 3.6 | 0.4 |
| Other petroleum and coal products mfg. | 32419 | | 12/84 | 406.6 | 408.8 | 410.9 | 5.7 | 0.5 |
| Petroleum lubricating oil and grease manufacturing | 324191 | | 12/80 | 447.6 | 449.4 | 453.4 | 5.1 | 0.9 |
| Primary products | | 324191-P | 12/80 | 469.3 | 470.9 | 475.2 | 5.2 | 0.9 |
| Petroleum lubricating oils and greases, refined petroleum | | 324191-0 | 12/80 | 469.3 | 470.9 | 475.2 | 5.2 | 0.9 |
| Lubricating oils (incl. hydraulic fluids, etc.), refined petroleum | | 324191-011 | 12/80 | 481.7 | 483.4 | 487.7 | 5.4 | 0.9 |
| Lubricating greases, made from refined petroleum | | 324191-012 | 12/80 | 371.9 | 371.9 | 376.8 | 4.4 | 1.3 |
| Secondary products and miscellaneous receipts | | 324191-SM | | | | | | |
| Secondary products | | 324191-S | 12/80 | 263.9 | 272.4 | 274.2 | 6.0 | 0.7 |
| All other petroleum and coal products mfg. | 324199 | | 12/03 | 275.1 | 277.6 | 276.2 | 6.1 | -0.5 |
| Primary products | | 324199-P | 12/03 | 285.8 | 288.4 | 286.9 | 6.1 | -0.5 |
| Coke oven and blast furnace products, made in coke oven establishments | | 324199-1Y | 12/09 | 153.6 | 159.2 | 157.3 | 19.3 | -1.2 |

See footnotes at end of table.

Table 5. Producer price indexes for the net output of selected industries and their products, not seasonally adjusted — Continued

| Industry and product ¹ | Industry code | Product code | Index base | Index | | | Percent change to June 2012 from: | |
|---|---------------|--------------|------------|------------------------|-----------------------|------------------------|-----------------------------------|----------|
| | | | | Feb. 2012 ² | May 2012 ² | June 2012 ² | June 2011 | May 2012 |
| All other petroleum and coal products mfg. - Continued | | | | | | | | |
| All other petroleum and coal products (excl. coke oven products), made in coke oven estab..... | | 324199-2 | 12/02 | 286.6 | 282.8 | 283.0 | -1.4 | 0.1 |
| Secondary products and miscellaneous receipts..... | | 324199-SM | | | | | | |
| Chemical mfg..... | 325 | | 12/84 | 259.7 | 263.2 | 260.6 | 2.8 | -1.0 |
| Basic chemical mfg..... | 3251 | | 12/84 | 357.0 | 362.3 | 357.1 | -0.5 | -1.4 |
| Petrochemical mfg..... | 32511 | | 12/03 | 238.1 | 239.7 | 228.6 | -6.8 | -4.6 |
| Petrochemical manufacturing..... | 325110 | | 12/03 | 239.6 | 241.2 | 230.0 | -6.8 | -4.6 |
| Primary products..... | | 325110-P | 12/03 | 288.2 | 291.3 | 277.2 | -7.4 | -4.8 |
| Aromatics (benzene, toluene, xylene, etc), made in petrochemical plants..... | | 325110-1 | 05/83 | 389.1 | 385.3 | 368.8 | -0.7 | -4.3 |
| Liquefied refinery gases (aliphatics), made in petrochemical plants..... | | 325110-4 | 06/01 | 305.0 | 313.0 | 296.6 | -12.8 | -5.2 |
| Secondary products and miscellaneous receipts..... | | 325110-SM | | | | | | |
| Secondary products..... | | 325110-S | 12/03 | 190.4 | 188.5 | 179.8 | -6.4 | -4.6 |
| Industrial gas mfg..... | 32512 | | 12/03 | 135.0 | 132.4 | 130.8 | -3.8 | -1.2 |
| Industrial gas manufacturing..... | 325120 | | 12/03 | 134.9 | 132.2 | 130.7 | -3.8 | -1.1 |
| Primary products..... | | 325120-P | 06/81 | 212.5 | 208.0 | 205.3 | -4.0 | -1.3 |
| Oxygen..... | | 325120-A | 06/81 | 245.0 | 242.6 | 244.1 | -4.2 | 0.6 |
| Argon and hydrogen..... | | 325120-C | 06/09 | 105.2 | 103.3 | 104.7 | 2.9 | 1.4 |
| Fluorocarbon and other industrial gases..... | | 325120-T | 06/09 | 113.4 | 106.3 | 100.4 | -15.8 | -5.6 |
| Acetylene..... | | 325120-1 | 06/81 | 322.2 | 336.2 | 335.7 | 0.9 | -0.1 |
| Carbon dioxide..... | | 325120-4 | 06/81 | 366.7 | 368.9 | 368.8 | 1.5 | 0.0 |
| Nitrogen..... | | 325120-7 | 06/81 | 144.3 | 148.9 | 148.9 | 5.3 | 0.0 |
| Secondary products and miscellaneous receipts..... | | 325120-SM | | | | | | |
| Synthetic dye and pigment mfg..... | 32513 | | 12/03 | 151.6 | 162.5 | 161.1 | 18.0 | -0.9 |
| Synthetic dye and pigment manufacturing..... | 325130 | | 12/11 | 100.6 | 108.0 | 107.1 | - | -0.8 |
| Primary products..... | | 325130-P | 12/11 | 100.7 | 108.7 | 107.7 | - | -0.9 |
| Inorganic dyes and pigments..... | | 325130-1 | 06/83 | 246.8 | 272.9 | 269.6 | 26.6 | -1.2 |
| Titanium dioxide, composite and pure..... | | 325130-11 | 06/83 | 266.9 | 302.6 | 299.2 | 36.9 | -1.1 |
| Chrome colors and other inorganic pigments..... | | 325130-13 | 06/83 | 265.3 | 270.1 | 265.7 | 3.1 | -1.6 |
| Chrome colors..... | | 325130-131 | 12/01 | 203.6 | 202.8 | 202.0 | 4.9 | -0.4 |
| Iron oxide pigments..... | | 325130-132 | 06/83 | 218.4 | 220.5 | 221.1 | 4.2 | 0.3 |
| All other inorganic pigments, including white extender pigments and ceramic color pigments..... | | 325130-133 | 12/97 | 171.0 | 180.1 | 172.6 | 1.6 | -4.2 |
| Synthetic organic dyes and pigments..... | | 325130-2 | 12/03 | 119.0 | 119.1 | 119.1 | 4.0 | 0.0 |
| Synthetic organic dyes..... | | 325130-21 | 12/82 | 109.4 | 109.6 | - | - | - |
| Synthetic organic pigments, lakes, and toners..... | | 325130-22 | 12/82 | 159.1 | 159.2 | 159.2 | 3.6 | 0.0 |
| Secondary products and miscellaneous receipts..... | | 325130-SM | | | | | | |
| Miscellaneous receipts..... | | 325130-M | 12/11 | 97.5 | - | 97.2 | - | - |
| Secondary products..... | | 325130-S | 12/11 | 101.0 | 101.7 | - | - | - |
| Other basic inorganic chemical manufacturing..... | 32518 | | 12/03 | 248.6 | 246.4 | 246.9 | 1.9 | 0.2 |
| Other basic inorganic chemical manufacturing..... | 325180 | | 12/10 | 107.7 | 106.7 | 107.0 | 1.9 | 0.3 |
| Primary products..... | | 325180-P | 12/10 | 105.4 | 105.0 | 105.1 | 1.0 | 0.1 |
| Carbon black..... | | 325180-2 | 12/83 | 339.8 | 358.3 | 358.3 | 9.8 | 0.0 |
| All other basic inorganic chemicals..... | | 325180-8 | 12/82 | 358.3 | 354.9 | 355.0 | 1.0 | 0.0 |
| Potassium and sodium compounds, excluding bleaches, alkalis, and alum..... | | 325180-8A | 12/82 | 383.8 | 384.1 | 396.7 | 4.0 | 3.3 |
| All other inorganic chemicals..... | | 325180-8H | 12/03 | 353.7 | 342.5 | 341.3 | -3.0 | -0.4 |
| Sulfuric and other inorganic acids, excluding nitric and phosphoric..... | | 325180-81 | 12/10 | 131.3 | 139.2 | 136.5 | 25.2 | -1.9 |
| Sulfuric acid..... | | 325180-811 | 12/82 | 129.4 | 123.8 | 124.7 | 0.7 | 0.7 |
| Other inorganic aluminum compounds..... | | 325180-87 | 12/82 | 237.6 | - | 228.0 | 4.2 | - |
| Secondary products and miscellaneous receipts..... | | 325180-SM | | | | | | |
| Miscellaneous receipts..... | | 325180-M | 12/10 | 118.6 | 113.6 | 114.8 | 4.6 | 1.1 |
| Secondary products..... | | 325180-S | 12/10 | 102.7 | 102.2 | 101.4 | 1.4 | -0.8 |
| Other basic organic chemical mfg..... | 32519 | | 12/03 | 171.4 | 176.3 | 175.5 | -1.9 | -0.5 |
| Ethyl alcohol manufacturing..... | 325193 | | 12/03 | 179.9 | 182.3 | 174.4 | -11.2 | -4.3 |
| Primary products..... | | 325193-P | 12/82 | 247.8 | 250.8 | 236.5 | -16.9 | -5.7 |
| Ethyl alcohol..... | | 325193-0 | 12/82 | 247.8 | 250.8 | 236.5 | -16.9 | -5.7 |
| Secondary products and miscellaneous receipts..... | | 325193-SM | | | | | | |
| Secondary products..... | | 325193-S | 12/03 | 181.2 | 186.9 | 184.6 | 8.9 | -1.2 |
| Gum and wood chemical manufacturing..... | 325194 | | 06/11 | 100.6 | 104.0 | 100.5 | 0.5 | -3.4 |
| Primary products..... | | 325194-P | 06/11 | 99.6 | 101.9 | 99.7 | -0.3 | -2.2 |
| Gum and wood chemicals, including wood distillation products..... | | 325194-1 | 06/84 | 409.2 | 414.4 | 415.3 | 2.9 | 0.2 |
| Cyclic crude and intermediate chemicals..... | | 325194-2 | 12/03 | 166.4 | 171.0 | 165.7 | -1.3 | -3.1 |

See footnotes at end of table.

Table 5. Producer price indexes for the net output of selected industries and their products, not seasonally adjusted — Continued

| Industry and product ¹ | Industry code | Product code | Index base | Index | | | Percent change to June 2012 from: | |
|--|---------------|--------------|------------|------------------------|-----------------------|------------------------|-----------------------------------|----------|
| | | | | Feb. 2012 ² | May 2012 ² | June 2012 ² | June 2011 | May 2012 |
| Gum and wood chemical manufacturing - Continued | | | | | | | | |
| Secondary products and miscellaneous receipts..... | | 325194-SM | | | | | | |
| Secondary products..... | | 325194-S | 06/11 | 83.2 | 89.0 | 82.4 | -17.6 | -7.4 |
| All other basic organic chemical manufacturing..... | 325199 | | 12/03 | 182.6 | 188.2 | 188.8 | -0.2 | 0.3 |
| Primary products..... | | 325199-P | 12/82 | 311.3 | 322.7 | 324.4 | -0.3 | 0.5 |
| Reagent and high-purity grades of organic chemicals refined from purchased technical grades..... | | 325199-A | 12/08 | 105.4 | 115.4 | 104.5 | 1.4 | -9.4 |
| Natural organic chemicals..... | | 325199-E | 12/08 | 120.2 | 120.0 | 122.4 | 4.0 | 2.0 |
| Synthetic organic alcohols, mixed and unmixed..... | | 325199-G | 12/06 | 169.9 | 174.7 | 173.1 | 6.8 | -0.9 |
| Synthetic organic chemicals for use as flavor and perfume materials..... | | 325199-H | 12/03 | 119.2 | 118.9 | 119.3 | 3.3 | 0.3 |
| Synthetic organic plasticizers..... | | 325199-N | 12/03 | 158.5 | 171.7 | 171.0 | 9.9 | -0.4 |
| Other synthetic organic chemicals..... | | 325199-R | 12/03 | 152.9 | 156.6 | 154.7 | 6.5 | -1.2 |
| Miscellaneous end use chemicals and chemical products, excluding urea..... | | 325199-T | 12/82 | 309.0 | 317.4 | 325.8 | 1.9 | 2.6 |
| Miscellaneous cyclic and acyclic chemicals and chemical products, excluding fatty acid esters..... | | 325199-V | 12/82 | 325.8 | 346.9 | 344.4 | -4.9 | -0.7 |
| Fatty acids..... | | 325199-1 | 06/85 | 246.4 | 260.6 | 264.4 | -7.0 | 1.5 |
| Secondary products and miscellaneous receipts..... | | 325199-SM | | | | | | |
| Secondary products..... | | 325199-S | 12/82 | 250.0 | 250.0 | 249.8 | -1.0 | -0.1 |
| Resin, synthetic rubber, and artificial/synthetic fiber/filaments mfg..... | 3252 | | 12/84 | 216.9 | 224.2 | 217.5 | -0.8 | -3.0 |
| Resin and synthetic rubber mfg..... | 32521 | | 12/03 | 176.1 | 182.3 | 176.3 | -1.2 | -3.3 |
| Plastics material and resin manufacturing..... | 325211 | | 12/80 | 279.6 | 287.7 | 280.3 | -0.6 | -2.6 |
| Primary products..... | | 325211-P | 12/80 | 251.7 | 259.1 | 251.5 | -2.0 | -2.9 |
| Thermoplastic resins and plastics material..... | | 325211-1 | 12/80 | 249.3 | 257.4 | 248.7 | -2.6 | -3.4 |
| Thermosetting resins and plastics materials..... | | 325211-4 | 12/80 | 260.2 | 262.9 | 263.1 | 2.0 | 0.1 |
| Secondary products and miscellaneous receipts..... | | 325211-SM | | | | | | |
| Miscellaneous receipts..... | | 325211-M | 12/98 | 117.6 | 117.9 | 118.9 | -2.9 | 0.8 |
| Secondary products..... | | 325211-S | 12/80 | 483.8 | 498.8 | 496.9 | 7.8 | -0.4 |
| Synthetic rubber manufacturing..... | 325212 | | 06/81 | 291.7 | 313.7 | 289.2 | -4.7 | -7.8 |
| Primary products..... | | 325212-P | 06/81 | 294.0 | 318.0 | 291.4 | -5.8 | -8.4 |
| Synthetic rubber (vulcanizable elastomers)..... | | 325212-0 | 06/81 | 294.0 | 318.0 | 291.4 | -5.8 | -8.4 |
| Secondary products and miscellaneous receipts..... | | 325212-SM | | | | | | |
| Artificial fibers and filaments manufacturing..... | 32522 | | 12/03 | 124.1 | 125.7 | 126.9 | 3.5 | 1.0 |
| Artificial fibers and filaments manufacturing..... | 325220 | | 06/81 | 126.3 | 127.9 | 129.2 | 3.5 | 1.0 |
| Primary products..... | | 325220-P | 06/81 | 128.3 | 130.0 | 131.4 | 5.0 | 1.1 |
| Noncellulosic organic (synthetic) fibers..... | | 325220-2 | 06/81 | 127.6 | 129.4 | 131.0 | 4.6 | 1.2 |
| Polyester fibers..... | | 325220-27 | 12/89 | 117.3 | 118.7 | 117.4 | -3.5 | -1.1 |
| Other noncellulosic organic fibers, incl. polyamide, polyolefin, and producer-textured..... | | 325220-29 | 06/11 | 103.3 | 104.8 | 106.6 | 6.6 | 1.7 |
| Secondary products and miscellaneous receipts..... | | 325220-SM | | | | | | |
| Pesticide, fertilizer, and other agricultural chemical mfg..... | 3253 | | 12/84 | 248.6 | 250.0 | 252.3 | 5.6 | 0.9 |
| Fertilizer mfg..... | 32531 | | 12/03 | 228.3 | 229.8 | 231.1 | 3.9 | 0.6 |
| Nitrogenous fertilizer manufacturing..... | 325311 | | 12/79 | 410.4 | 433.6 | 449.4 | 10.9 | 3.6 |
| Primary products..... | | 325311-P | 12/79 | 397.2 | 423.8 | 440.3 | 12.0 | 3.9 |
| Synthetic ammonia, nitric acid, and ammonium compounds..... | | 325311-1 | 12/79 | 427.1 | 422.6 | 437.0 | 1.3 | 3.4 |
| Urea..... | | 325311-4 | 12/79 | 263.7 | 341.8 | 361.0 | 45.6 | 5.6 |
| Fertilizer materials of organic origin..... | | 325311-7 | 06/03 | 140.5 | 140.7 | 138.2 | 1.8 | -1.8 |
| Secondary products and miscellaneous receipts..... | | 325311-SM | | | | | | |
| Secondary products..... | | 325311-S | 12/79 | 492.9 | 428.6 | 425.1 | -11.4 | -0.8 |
| Phosphatic fertilizer manufacturing..... | 325312 | | 12/79 | 425.2 | 411.4 | 406.0 | -1.9 | -1.3 |
| Primary products..... | | 325312-P | 12/79 | 352.9 | 336.7 | 330.2 | -2.9 | -1.9 |
| Phosphoric acid, superphosphates, and other phosphatic fertilizer materials..... | | 325312-A | 12/09 | 179.0 | 169.3 | 164.9 | -5.6 | -2.6 |
| Mixed fertilizers, made in plants which manufacture fertilizer materials..... | | 325312-7 | 12/79 | 314.3 | — | 323.9 | 13.0 | — |
| Secondary products and miscellaneous receipts..... | | 325312-SM | | | | | | |
| Fertilizer, mixing only, manufacturing..... | 325314 | | 12/79 | 238.7 | 240.8 | 239.0 | 4.1 | -0.7 |
| Primary products..... | | 325314-P | 12/79 | 237.7 | 237.9 | 238.7 | 4.8 | 0.3 |
| Mixed fertilizers, mixing only..... | | 325314-0 | 06/86 | 211.2 | 211.3 | 212.1 | 4.8 | 0.4 |
| Mixed fertilizers, dry, mixing only..... | | 325314-01 | 06/03 | 161.2 | 161.7 | 162.4 | 4.8 | 0.4 |
| Mixed fertilizers, liquid, mixing only..... | | 325314-02 | 06/86 | 234.6 | 231.2 | 231.4 | 4.9 | 0.1 |
| Secondary products and miscellaneous receipts..... | | 325314-SM | | | | | | |
| Miscellaneous receipts..... | | 325314-M | 12/79 | 182.1 | 194.2 | 174.2 | -3.6 | -10.3 |
| Secondary products..... | | 325314-S | 12/79 | 354.2 | 363.3 | 365.0 | 2.6 | 0.5 |
| Pesticide and other agricultural chemical mfg..... | 32532 | | 12/03 | 122.8 | 123.3 | 125.1 | 6.6 | 1.5 |

See footnotes at end of table.

Table 5. Producer price indexes for the net output of selected industries and their products, not seasonally adjusted — Continued

| Industry and product ¹ | Industry code | Product code | Index base | Index | | | Percent change to June 2012 from: | |
|---|---------------|--------------|------------|------------------------|-----------------------|------------------------|-----------------------------------|----------|
| | | | | Feb. 2012 ² | May 2012 ² | June 2012 ² | June 2011 | May 2012 |
| Pesticide and other agricultural chemical manufacturing. | 325320 | | 06/82 | 169.1 | 169.8 | 172.3 | 6.7 | 1.5 |
| Primary products. | | 325320-P | 06/82 | 177.7 | 178.4 | 181.0 | 7.0 | 1.5 |
| Agricultural and commercial pesticides and chemicals. | | 325320-1 | 06/03 | 120.4 | 121.1 | 123.1 | 9.5 | 1.7 |
| Lawn and garden pesticides and chemicals. | | 325320-4 | 06/03 | 121.4 | 121.2 | 126.6 | 3.8 | 4.5 |
| Household and institutional pesticides and chemicals. | | 325320-7 | 06/03 | 134.5 | 134.6 | 134.8 | 1.3 | 0.1 |
| Secondary products and miscellaneous receipts. | | 325320-SM | | | | | | |
| Pharmaceutical and medicine mfg. | 3254 | | 12/84 | 355.8 | 358.7 | 356.5 | 5.2 | -0.6 |
| Pharmaceutical and medicine mfg. | 32541 | | 12/03 | 148.6 | 149.8 | 148.8 | 5.2 | -0.7 |
| Medicinal and botanical manufacturing. | 325411 | | 06/82 | 178.9 | 179.4 | 179.5 | 0.8 | 0.1 |
| Primary products. | | 325411-P | 06/82 | 182.0 | 182.5 | 182.6 | 0.9 | 0.1 |
| Medicinal and botanical chemicals, drugs, and other products. | | 325411-0 | 12/11 | 101.5 | 101.8 | 101.8 | — | 0.0 |
| Secondary products and miscellaneous receipts. | | 325411-SM | | | | | | |
| Secondary products. | | 325411-S | 06/82 | 137.0 | 137.0 | 137.0 | 1.3 | 0.0 |
| Pharmaceutical preparation manufacturing. | 325412 | | 06/81 | 541.0 | 543.6 | 542.2 | 5.8 | -0.3 |
| Primary products. | | 325412-P | 06/81 | 577.8 | 580.9 | 579.3 | 6.3 | -0.3 |
| Pharmaceuticals acting on the respiratory system, for human use. | | 325412-A | 06/01 | 163.2 | 164.2 | 163.8 | 7.0 | -0.2 |
| Antihistamines and bronchodilators, including antiasthmatics. | | 325412-A111 | 06/81 | 929.2 | 940.6 | 935.7 | 10.1 | -0.5 |
| Other respiratory preparations. | | 325412-A112 | 06/01 | 153.2 | 153.2 | 153.1 | 2.5 | -0.1 |
| Pharmaceuticals acting on the digestive or the genito-urinary systems, for human use. | | 325412-D | 06/01 | 159.6 | 160.2 | 160.1 | 5.5 | -0.1 |
| Antispasmodic/antisecretory. | | 325412-D111 | 06/81 | 534.6 | 534.6 | 534.6 | -4.0 | 0.0 |
| Other digestive or genito-urinary preparations. | | 325412-D112 | 06/01 | 146.0 | 146.9 | 146.8 | 9.8 | -0.1 |
| Antacids. | | 325412-D113 | 12/09 | 96.6 | 96.6 | 96.6 | 1.2 | 0.0 |
| Pharmaceuticals acting on the skin, for human use. | | 325412-G | 06/01 | 164.6 | 164.4 | 160.6 | -2.8 | -2.3 |
| Emollients and protectives, including burn remedies. | | 325412-G211 | 12/09 | 101.8 | 101.4 | 101.4 | 0.9 | 0.0 |
| Other pharmaceutical preparations acting on the skin. | | 325412-G311 | 12/09 | 98.2 | 98.2 | 94.5 | -4.4 | -3.8 |
| Anti-acne preparations. | | 325412-G411 | 12/09 | 104.6 | 104.6 | 104.5 | -2.6 | -0.1 |
| Vitamin, nutrient, and hematinic preparations, for human use. | | 325412-L | 06/01 | 123.7 | 124.5 | 124.3 | 2.0 | -0.2 |
| Multivitamins. | | 325412-L111 | 06/81 | 175.1 | 177.5 | 176.7 | 2.1 | -0.5 |
| Other vitamins and nutrients. | | 325412-L112 | 06/01 | 130.1 | 130.4 | 130.3 | 1.8 | -0.1 |
| Pharmaceuticals affecting parasitic and infective diseases, for human use. | | 325412-Q | 06/01 | 166.2 | 166.4 | 166.4 | 6.5 | 0.0 |
| Broad and medium spectrum antibiotics. | | 325412-Q111 | 06/81 | 378.7 | 375.9 | 375.9 | 2.4 | 0.0 |
| Systemic antivirals. | | 325412-Q112 | 06/01 | 173.8 | 173.9 | 173.9 | 6.1 | 0.0 |
| Other parasitic and infective diseases. | | 325412-Q113 | 06/01 | 170.5 | 173.1 | 173.3 | 9.2 | 0.1 |
| Pharmaceuticals for veterinary use, incl. medicinal premixes/pet care products. | | 325412-T | 06/81 | 160.2 | 159.8 | 159.8 | 1.9 | 0.0 |
| Pharmaceuticals affecting neoplasms, the endocrine system, & metabolic diseases. | | 325412-1 | 06/01 | 177.9 | 177.9 | 177.8 | 2.0 | -0.1 |
| Cancer therapy products. | | 325412-1111 | 06/81 | 801.9 | 803.2 | 803.2 | 0.7 | 0.0 |
| Insulin/antidiabetes products. | | 325412-1112 | 06/81 | 671.9 | 671.9 | 671.9 | 9.8 | 0.0 |
| Other neoplasms, endocrine system, and metabolic diseases, including hormones. | | 325412-1113 | 06/81 | 630.8 | 630.8 | 630.8 | 0.0 | 0.0 |
| Hormones and oral contraceptives. | | 325412-1114 | 12/09 | 105.9 | 105.8 | 105.3 | 1.6 | -0.5 |
| Pharmaceuticals acting on the central nervous system and the sense organs. | | 325412-4 | 06/01 | 193.7 | 196.5 | 195.6 | 10.3 | -0.5 |
| Analgesics. | | 325412-4111 | 06/01 | 150.5 | 154.1 | 154.4 | 4.7 | 0.2 |
| Psychotherapeutics. | | 325412-4112 | 06/81 | 4,691.3 | 4,798.0 | 4,747.0 | 19.8 | -1.1 |
| Antidepressants. | | 325412-41121 | 12/87 | 808.5 | 809.0 | 806.0 | 18.1 | -0.4 |
| Other psychotherapeutics, including tranquilizers. | | 325412-41123 | 06/01 | 252.2 | 262.3 | 258.1 | 17.5 | -1.6 |
| Other central nervous system and sense organs. | | 325412-4113 | 06/01 | 154.4 | 155.3 | 155.4 | 5.0 | 0.1 |
| Anticonvulsants. | | 325412-4114 | 12/09 | 121.6 | 121.6 | 121.6 | 4.7 | 0.0 |
| Pharmaceuticals acting on the cardiovascular system, for human use. | | 325412-7 | 06/81 | 718.3 | 717.0 | 714.6 | 9.1 | -0.3 |
| Anticoagulants. | | 325412-7111 | 06/81 | 145.2 | 146.8 | 146.8 | -3.8 | 0.0 |
| ACE inhibitors. | | 325412-7112 | 06/01 | 112.1 | 112.1 | 112.1 | 8.4 | 0.0 |
| Other cardiovascular preparations. | | 325412-7113 | 06/01 | 233.1 | 233.3 | 233.3 | 11.8 | 0.0 |
| Calcium channel blockers and other vasodilators. | | 325412-7114 | 12/09 | 146.7 | 141.7 | 137.2 | 2.5 | -3.2 |
| Secondary products and miscellaneous receipts. | | 325412-SM | | | | | | |
| Miscellaneous receipts. | | 325412-M | 06/81 | 477.6 | — | — | — | — |
| Secondary products. | | 325412-S | 06/81 | 212.4 | 212.9 | 212.9 | 3.0 | 0.0 |
| In-vitro diagnostic substance manufacturing. | 325413 | | 03/80 | 227.8 | 227.0 | 227.4 | 0.0 | 0.2 |
| Primary products. | | 325413-P | 06/87 | 155.2 | 153.9 | 154.2 | -0.6 | 0.2 |
| In-vitro diagnostic substances. | | 325413-0 | 06/91 | 137.8 | 136.6 | 137.0 | -0.6 | 0.3 |
| Secondary products and miscellaneous receipts. | | 325413-SM | | | | | | |
| Miscellaneous receipts. | | 325413-M | 12/80 | 317.6 | 320.9 | 320.9 | 1.6 | 0.0 |
| Secondary products. | | 325413-S | 03/80 | 281.5 | 281.4 | 281.5 | 2.8 | 0.0 |

See footnotes at end of table.

Table 5. Producer price indexes for the net output of selected industries and their products, not seasonally adjusted — Continued

| Industry and product ¹ | Industry code | Product code | Index base | Index | | | Percent change to June 2012 from: | |
|--|---------------|--------------|------------|------------------------|-----------------------|------------------------|-----------------------------------|----------|
| | | | | Feb. 2012 ² | May 2012 ² | June 2012 ² | June 2011 | May 2012 |
| Biological product (except diagnostic) manufacturing..... | 325414 | | 06/91 | 192.6 | 200.0 | 192.8 | 1.7 | -3.6 |
| Primary products..... | | 325414-P | 06/91 | 188.0 | 188.6 | 188.3 | 1.4 | -0.2 |
| Biological products, excluding diagnostics, for veterinary, industrial, and all other misc. use..... | | 325414-A | 03/80 | 134.0 | 135.8 | 134.7 | 0.9 | -0.8 |
| Biological products for human use..... | | 325414-T | 06/09 | 112.5 | 112.7 | 112.6 | 1.4 | -0.1 |
| Secondary products and miscellaneous receipts..... | | 325414-SM | | | | | | |
| Miscellaneous receipts..... | | 325414-M | 12/93 | 206.7 | — | — | — | — |
| Secondary products..... | | 325414-S | 06/91 | 222.5 | 227.1 | 230.9 | 4.3 | 1.7 |
| Paint, coating & adhesive mfg..... | 3255 | | 12/03 | 154.2 | 157.7 | 155.6 | 6.5 | -1.3 |
| Paint and coating mfg..... | 32551 | | 06/83 | 267.5 | 272.0 | 270.1 | 8.2 | -0.7 |
| Paint and coating manufacturing..... | 325510 | | 06/83 | 267.0 | 271.5 | 269.7 | 8.2 | -0.7 |
| Primary products..... | | 325510-P | 06/83 | 269.9 | 274.6 | 272.8 | 8.9 | -0.7 |
| Miscellaneous allied paint products, incl. paint removers, etc..... | | 325510-B | 12/88 | 279.1 | 286.3 | 285.0 | 8.1 | -0.5 |
| Architectural coatings..... | | 325510-1 | 06/83 | 304.9 | 305.3 | 304.9 | 11.7 | -0.1 |
| Product finishes for original equipment manufacturers (OEM), excluding marine coatings..... | | 325510-4 | 06/83 | 183.4 | 190.4 | 189.7 | 8.0 | -0.4 |
| Special purpose coatings incl. marine, industrial, etc..... | | 325510-7 | 06/83 | 327.7 | 335.9 | 328.1 | 3.8 | -2.3 |
| Secondary products and miscellaneous receipts..... | | 325510-SM | | | | | | |
| Miscellaneous receipts..... | | 325510-M | 06/83 | 217.7 | 220.7 | 216.8 | -0.1 | -1.8 |
| Secondary products..... | | 325510-S | 06/83 | 248.4 | 250.3 | 251.8 | 4.2 | 0.6 |
| Adhesive mfg..... | 32552 | | 12/03 | 149.1 | 154.5 | 150.4 | 2.9 | -2.7 |
| Adhesive manufacturing..... | 325520 | | 12/83 | 242.5 | 251.2 | 244.6 | 2.9 | -2.6 |
| Primary products..... | | 325520-P | 12/83 | 245.4 | 254.4 | 247.3 | 3.0 | -2.8 |
| Nonstructural caulking compounds and sealants..... | | 325520-A | 12/06 | 120.9 | 123.5 | 121.7 | 1.9 | -1.5 |
| Synthetic resin & rubber adhesives, incl all types of bonding & laminating adhesives..... | | 325520-4 | 12/83 | 263.4 | 275.1 | 265.8 | 3.5 | -3.4 |
| Secondary products and miscellaneous receipts..... | | 325520-SM | | | | | | |
| Miscellaneous receipts..... | | 325520-M | 12/83 | 245.1 | — | 252.0 | 4.3 | — |
| Secondary products..... | | 325520-S | 12/83 | 198.3 | 200.2 | 200.0 | 0.3 | -0.1 |
| Soap, cleaners, and toilet preparation mfg..... | 3256 | | 12/84 | 164.8 | 165.3 | 165.6 | 3.8 | 0.2 |
| Soap & cleaning compound mfg..... | 32561 | | 12/03 | 133.6 | 134.2 | 134.4 | 5.1 | 0.1 |
| Soap and other detergent manufacturing..... | 325611 | | 06/83 | 172.6 | 173.0 | 173.1 | 7.0 | 0.1 |
| Primary products..... | | 325611-P | 06/83 | 175.9 | 176.2 | 176.4 | 8.0 | 0.1 |
| Soaps and detergents, commercial, industrial, and institutional..... | | 325611-1 | 06/83 | 229.0 | 228.8 | 229.4 | 3.7 | 0.3 |
| Hard surface soaps and detergents, commercial, industrial, and institutional..... | | 325611-11 | 06/07 | 121.9 | 118.4 | 118.7 | -1.5 | 0.3 |
| Commercial, industrial, and institutional laundry detergents..... | | 325611-12 | 06/07 | 128.6 | 127.4 | 127.5 | 4.7 | 0.1 |
| Commercial, industrial, and institutional dishwashing detergents..... | | 325611-13 | 12/11 | 100.0 | 102.3 | 103.0 | — | 0.7 |
| Commercial, industrial, and institutional metal cleaners..... | | 325611-14 | 12/11 | 101.5 | 101.5 | 101.7 | — | 0.2 |
| Dairy, farm, and food plant cleaners, sanitizers, etc..... | | 325611-16 | 06/07 | 114.5 | 119.7 | 119.7 | 4.5 | 0.0 |
| Commercial, industrial, and institutional soaps, excluding specialty cleaners..... | | 325611-17 | 06/07 | 113.9 | 111.2 | 111.5 | 0.0 | 0.3 |
| Household detergents..... | | 325611-4 | 06/83 | 155.7 | 156.1 | 156.1 | 15.5 | 0.0 |
| Soaps, excluding specialty cleaners, household..... | | 325611-7 | 06/83 | 187.7 | 188.7 | 188.7 | 2.2 | 0.0 |
| Secondary products and miscellaneous receipts..... | | 325611-SM | | | | | | |
| Miscellaneous receipts..... | | 325611-M | 06/83 | 169.9 | 170.1 | 170.1 | 0.6 | 0.0 |
| Secondary products..... | | 325611-S | 06/83 | 149.6 | 150.2 | 150.3 | 1.3 | 0.1 |
| Polish and other sanitation good mfg..... | 325612 | | 06/83 | 182.3 | 182.8 | 183.3 | 3.7 | 0.3 |
| Primary products..... | | 325612-P | 06/83 | 181.0 | 181.5 | 182.4 | 4.2 | 0.5 |
| Specialty cleaning and sanitation products (including household bleaches)..... | | 325612-5 | 06/83 | 171.0 | 171.8 | 172.1 | 3.9 | 0.2 |
| Household bleaches, disinfectants, and laundry fabric softeners..... | | 325612-5T | 06/07 | 116.9 | 116.9 | 117.4 | 4.2 | 0.4 |
| Air and room fresheners..... | | 325612-53 | 06/83 | 144.6 | 146.1 | 146.1 | 1.9 | 0.0 |
| Specialty cleaning and sanitation products..... | | 325612-54 | 06/89 | 155.1 | 156.0 | 156.0 | 4.2 | 0.0 |
| Polishing preparations and related products..... | | 325612-7 | 06/83 | 203.4 | 203.3 | 205.9 | 4.8 | 1.3 |
| Secondary products and miscellaneous receipts..... | | 325612-SM | | | | | | |
| Miscellaneous receipts..... | | 325612-M | 06/83 | 146.6 | 146.6 | 146.6 | 2.3 | 0.0 |
| Surface active agent manufacturing..... | 325613 | | 12/83 | 227.6 | 231.0 | 231.8 | 2.0 | 0.3 |
| Primary products..... | | 325613-P | 12/83 | 246.8 | 250.5 | 251.3 | 1.7 | 0.3 |
| Surfactants, finishing agents, and assistants..... | | 325613-0 | 12/83 | 246.8 | 250.5 | 251.3 | 1.7 | 0.3 |
| Textile and leather assistants and finishes..... | | 325613-01 | 12/83 | 181.5 | 181.1 | 181.1 | 1.4 | 0.0 |
| Surfactants (bulk surface active agents)..... | | 325613-02 | 12/83 | 273.2 | 277.6 | 278.7 | 2.4 | 0.4 |
| Secondary products and miscellaneous receipts..... | | 325613-SM | | | | | | |
| Secondary products..... | | 325613-S | 12/83 | 166.2 | — | — | — | — |

See footnotes at end of table.

Table 5. Producer price indexes for the net output of selected industries and their products, not seasonally adjusted — Continued

| Industry and product ¹ | Industry code | Product code | Index base | Index | | | Percent change to June 2012 from: | |
|---|---------------|--------------|------------|------------------------|-----------------------|------------------------|-----------------------------------|----------|
| | | | | Feb. 2012 ² | May 2012 ² | June 2012 ² | June 2011 | May 2012 |
| Toilet preparation mfg. | 32562 | | 12/03 | 108.8 | 109.0 | 109.2 | 2.2 | 0.2 |
| Toilet preparation manufacturing. | 325620 | | 03/80 | 197.9 | 198.2 | 198.6 | 2.3 | 0.2 |
| Primary products. | | 325620-P | 03/80 | 197.9 | 198.2 | 198.8 | 2.3 | 0.3 |
| Dentifrices, mouthwashes, gargles, and rinses. | | 325620-A | 12/03 | 110.2 | 110.2 | 110.2 | 0.4 | 0.0 |
| Creams, lotions and oils, excluding shaving, hair, and deodorant. | | 325620-D | 03/80 | 206.5 | 206.5 | 206.5 | 4.2 | 0.0 |
| Other cosmetics and toilet preparations. | | 325620-G | 06/99 | 103.9 | 103.9 | 104.4 | 0.6 | 0.5 |
| Shaving preparations. | | 325620-1 | 03/80 | 181.5 | 181.5 | 181.5 | -0.1 | 0.0 |
| Perfumes, toilet waters, and colognes. | | 325620-4 | 03/80 | 208.3 | 208.3 | 208.3 | 0.4 | 0.0 |
| Hair preparations (including shampoos). | | 325620-7 | 03/80 | 209.5 | 210.8 | 211.9 | 3.8 | 0.5 |
| Hair preparations (including shampoos), excluding hair tonics. | | 325620-71 | 06/07 | 109.6 | 109.8 | 111.2 | 4.7 | 1.3 |
| Hair tonics, including hair and scalp conditioners. | | 325620-72 | 06/07 | 110.1 | 111.4 | 111.0 | 2.8 | -0.4 |
| Secondary products and miscellaneous receipts. | | 325620-SM | | | | | | |
| Miscellaneous receipts. | | 325620-M | 03/80 | 139.5 | 139.5 | 139.5 | -0.8 | 0.0 |
| Secondary products. | | 325620-S | 03/80 | 317.3 | 317.5 | 317.6 | 4.3 | 0.0 |
| Other chemical product & preparation mfg. | 3259 | | 12/03 | 140.3 | 142.8 | 142.2 | 4.8 | -0.4 |
| Printing ink mfg. | 32591 | | 12/03 | 139.6 | 141.5 | 141.8 | 4.5 | 0.2 |
| Printing ink manufacturing. | 325910 | | 06/84 | 187.0 | 189.6 | 190.0 | 4.5 | 0.2 |
| Primary products. | | 325910-P | 06/84 | 187.3 | 190.2 | 190.3 | 4.1 | 0.1 |
| Flexographic printing inks. | | 325910-A | 06/84 | 183.7 | 184.4 | 184.4 | 4.0 | 0.0 |
| Nonimpact/digital inks. | | 325910-E | 06/05 | 118.7 | 124.6 | 125.4 | - | 0.6 |
| All other printing inks. | | 325910-H | 06/84 | 193.2 | 194.2 | 194.9 | 2.6 | 0.4 |
| Letterpress printing inks. | | 325910-1 | 06/84 | 208.3 | 208.3 | 200.8 | -3.6 | -3.6 |
| Lithographic and offset printing inks. | | 325910-4Z | 06/84 | 191.0 | 193.9 | 193.9 | 3.0 | 0.0 |
| News and nonheat web offset printing inks. | | 325910-4Z1 | 12/89 | 247.1 | 247.1 | 247.1 | - | 0.0 |
| Publication and commercial web inks. | | 325910-4Z2 | 12/97 | 125.3 | 129.8 | 129.8 | - | 0.0 |
| Sheet-fed general inks. | | 325910-4Z3 | 12/97 | 123.2 | 123.7 | 123.7 | - | 0.0 |
| Sheet-fed packaging inks. | | 325910-4Z4 | 06/05 | 121.5 | 121.5 | 121.5 | - | 0.0 |
| Gravure printing inks. | | 325910-7 | 06/84 | 167.7 | 167.8 | 167.8 | 6.3 | 0.0 |
| Secondary products and miscellaneous receipts. | | 325910-SM | | | | | | |
| Secondary products. | | 325910-S | 06/84 | 144.0 | 144.3 | 158.0 | 26.2 | 9.5 |
| Explosives mfg. | 32592 | | 12/06 | 117.7 | 117.5 | 118.3 | 4.3 | 0.7 |
| Explosives manufacturing. | 325920 | | 12/80 | 299.0 | 298.4 | 300.5 | 4.4 | 0.7 |
| Primary products. | | 325920-P | 12/80 | 259.5 | 260.7 | 263.2 | 5.4 | 1.0 |
| Explosives. | | 325920-0 | 12/80 | 261.2 | 262.4 | 264.9 | 5.4 | 1.0 |
| Secondary products and miscellaneous receipts. | | 325920-SM | | | | | | |
| All other chemical product & preparation mfg. | 32599 | | 12/03 | 140.8 | 143.5 | 142.7 | 4.8 | -0.6 |
| Custom compounding of purchased resins. | 325991 | | 06/93 | 165.5 | 173.7 | 171.1 | 0.5 | -1.5 |
| Primary products. | | 325991-P | 06/93 | 171.3 | 178.8 | 176.5 | 1.9 | -1.3 |
| Custom compounding of purchased resins and color concentrates. | | 325991-0 | 06/93 | 170.5 | 177.9 | 175.6 | 2.2 | -1.3 |
| Secondary products and miscellaneous receipts. | | 325991-SM | | | | | | |
| Photographic film and chemical manufacturing. | 325992 | | 12/03 | 117.3 | 120.2 | 120.2 | 14.2 | 0.0 |
| Primary products. | | 325992-P | 12/03 | 123.9 | 128.6 | 128.6 | 20.2 | 0.0 |
| Photographic sensitized film, plates, paper, etc. | | 325992-T | 06/07 | 120.7 | 125.1 | 125.1 | 21.9 | 0.0 |
| Prepared photographic chemicals. | | 325992-5 | 12/83 | 83.5 | 87.2 | - | - | - |
| Secondary products and miscellaneous receipts. | | 325992-SM | | | | | | |
| Other miscellaneous chemical product mfg. | 325998 | | 06/85 | 221.3 | 221.7 | 220.6 | 1.7 | -0.5 |
| Primary products. | | 325998-P | 06/85 | 216.6 | 216.5 | 215.4 | 1.7 | -0.5 |
| Water treating compounds. | | 325998-A | 06/85 | 189.7 | 188.6 | 188.6 | -4.3 | 0.0 |
| Automotive chemicals. | | 325998-E | 12/03 | 164.9 | 165.3 | 163.5 | 11.9 | -1.1 |
| All other chemical preparations, incl. essential oils, etc. | | 325998-J | 06/85 | 226.6 | 226.3 | 225.0 | 2.2 | -0.6 |
| Evaporated salt, (bulk, pressed blocks, and packaged), excluding table salt. | | 325998-1 | 06/85 | 171.6 | 174.4 | 174.3 | 0.9 | -0.1 |
| Secondary products and miscellaneous receipts. | | 325998-SM | | | | | | |
| Miscellaneous receipts. | | 325998-M | 12/03 | 152.8 | 156.5 | 154.8 | 1.5 | -1.1 |
| Secondary products. | | 325998-S | 06/85 | 280.3 | 283.8 | 284.5 | 1.4 | 0.2 |
| Plastics and rubber products mfg. | 326 | | 12/84 | 179.3 | 181.9 | 181.5 | 1.7 | -0.2 |
| Plastics product mfg. | 3261 | | 06/93 | 156.4 | 158.9 | 158.4 | 1.2 | -0.3 |
| Unsupported plastics film, sheet, and bag mfg. | 32611 | | 12/03 | 151.2 | 154.3 | 153.8 | 0.8 | -0.3 |
| Plastics bag and pouch manufacturing. | 326111 | | 12/03 | 161.5 | 165.4 | 164.5 | 2.6 | -0.5 |
| Primary products. | | 326111-P | 12/03 | 163.6 | 167.8 | 166.8 | 2.7 | -0.6 |
| Single-web film specialty bags, pouches, and liners. | | 326111-1 | 12/83 | 251.1 | 257.1 | 256.6 | 3.3 | -0.2 |
| Multiweb film/film combination specialty bags, pouches, and liners. | | 326111-3 | 12/03 | 155.5 | 161.5 | 156.3 | -3.8 | -3.2 |

See footnotes at end of table.

Table 5. Producer price indexes for the net output of selected industries and their products, not seasonally adjusted — Continued

| Industry and product ¹ | Industry code | Product code | Index base | Index | | | Percent change to June 2012 from: | |
|---|---------------|--------------|------------|------------------------|-----------------------|------------------------|-----------------------------------|----------|
| | | | | Feb. 2012 ² | May 2012 ² | June 2012 ² | June 2011 | May 2012 |
| Plastics bag and pouch manufacturing - Continued | | | | | | | | |
| Secondary products and miscellaneous receipts..... | | 326111-SM | | | | | | |
| Miscellaneous receipts..... | | 326111-M | 12/03 | 129.4 | 129.6 | 129.6 | 6.4 | 0.0 |
| Secondary products..... | | 326111-S | 12/03 | 153.4 | 156.7 | 155.3 | 0.1 | -0.9 |
| Plastics packaging film and sheet mfg..... | 326112 | | | | | | | |
| Primary products..... | | 326112-P | 12/03 | 132.2 | 135.6 | 135.5 | 1.9 | -0.1 |
| Single-web film, rolls, and sheets, including coextruded, for flexible packaging uses..... | | 326112-1 | 12/87 | 196.5 | 203.5 | 201.6 | 2.5 | -0.9 |
| Single-web film, rolls, and sheets, including coextruded, for flexible packaging uses..... | | 326112-11 | 06/07 | 128.2 | 133.9 | 132.4 | 2.5 | -1.1 |
| Coextruded single-web film, for flexible packaging uses... | | 326112-12 | 06/07 | 118.0 | 113.0 | 114.0 | 0.7 | 0.9 |
| Film/film multiweb laminated rolls and sheets, except foil, for flexible packaging uses..... | | 326112-3 | 12/87 | 168.4 | 169.7 | 172.9 | 1.2 | 1.9 |
| Polypropylene/polypropylene multiweb laminated rolls and sheets, for flexible packaging uses..... | | 326112-31 | 06/07 | 114.6 | 117.0 | 119.6 | 1.8 | 2.2 |
| All metalized film/film multiweb laminated rolls and sheets, for flexible packaging uses..... | | 326112-34 | 06/07 | 109.9 | 109.0 | 110.6 | 0.3 | 1.5 |
| Secondary products and miscellaneous receipts..... | | 326112-SM | | | | | | |
| Secondary products..... | | 326112-S | 12/03 | 118.3 | 121.8 | 121.1 | 2.1 | -0.6 |
| Nonpackaging plastics film and sheet mfg..... | 326113 | | | | | | | |
| Primary products..... | | 326113-P | 06/93 | 180.0 | 182.6 | 182.1 | -0.9 | -0.3 |
| Unlaminated plastics film and sheet, excluding packaging... | | 326113-0 | 12/82 | 219.2 | 222.8 | 222.1 | -0.7 | -0.3 |
| Unlaminated polyethylene and polypropylene film and sheet..... | | 326113-0T | 06/07 | 116.8 | 118.4 | 118.3 | -1.3 | -0.1 |
| Unlaminated vinyl and vinyl copolymer film and sheet.... | | 326113-03 | 06/93 | 155.6 | 155.3 | 155.4 | 0.3 | 0.1 |
| Other unlaminated plastics film and sheet..... | | 326113-04 | 06/93 | 177.0 | 181.8 | 180.6 | -0.3 | -0.7 |
| Secondary products and miscellaneous receipts..... | | 326113-SM | | | | | | |
| Secondary products..... | | 326113-S | 06/93 | 138.9 | — | — | — | — |
| Plastics pipe/fitting/unsupported shapes mfg..... | 32612 | | | | | | | |
| Unlaminated plastics profile shape mfg..... | 326121 | | | | | | | |
| Primary products..... | | 326121-P | 06/93 | 134.1 | 134.9 | 133.4 | 1.2 | -1.1 |
| Unlaminated plastics profile shapes..... | | 326121-0 | 12/82 | 173.1 | 174.1 | 172.0 | 1.1 | -1.2 |
| Secondary products and miscellaneous receipts..... | | 326121-SM | | | | | | |
| Secondary products..... | | 326121-S | 06/93 | 163.6 | 164.2 | 164.5 | 2.9 | 0.2 |
| Plastics pipe and pipe fitting manufacturing..... | 326122 | | | | | | | |
| Primary products..... | | 326122-P | 06/93 | 244.6 | 247.2 | 244.9 | -1.3 | -0.9 |
| Plastics pipe..... | | 326122-1 | 12/82 | 235.0 | 237.5 | 235.2 | -1.4 | -1.0 |
| Plastics drain, waste and vent pipe..... | | 326122-11 | 12/82 | 240.4 | 242.7 | 239.9 | -1.7 | -1.2 |
| Plastics water pipe..... | | 326122-11 | 06/87 | 164.3 | 169.3 | 168.8 | -8.8 | -0.3 |
| Plastics industrial and mining pipe (incl. chemical processing, food processing)..... | | 326122-13 | 06/87 | 180.4 | 190.0 | 188.2 | -2.7 | -0.9 |
| Plastics industrial and mining pipe (incl. chemical processing, food processing)..... | | 326122-15 | 06/93 | 481.5 | 499.6 | 499.5 | 7.3 | 0.0 |
| All other plastics pipe (incl. oil, gas, sewer, stormdrain, water main, and other)..... | | 326122-16Z | 12/11 | 127.0 | 119.7 | 116.2 | — | -2.9 |
| Plastics pipe fittings and unions..... | | 326122-3 | 12/03 | 178.6 | 180.8 | 180.8 | 2.8 | 0.0 |
| Secondary products and miscellaneous receipts..... | | 326122-SM | | | | | | |
| Laminated plastics plate, sheet, and shape mfg..... | 32613 | | | | | | | |
| Laminated plastics plate, sheet, and shapes..... | 326130 | | | | | | | |
| Primary products..... | | 326130-P | 12/03 | 118.2 | 118.6 | 118.7 | 2.7 | 0.1 |
| Plastics laminates (excluding flexible packaging)..... | | 326130-0 | 06/93 | 147.1 | 147.5 | 147.7 | 2.7 | 0.1 |
| Secondary products and miscellaneous receipts..... | | 326130-SM | | | | | | |
| Secondary products..... | | 326130-S | 12/82 | 190.5 | 191.0 | 191.0 | 2.6 | 0.0 |
| Polystyrene foam product mfg..... | 32614 | | | | | | | |
| Polystyrene foam product manufacturing..... | 326140 | | | | | | | |
| Primary products..... | | 326140-P | 12/03 | 145.1 | 149.5 | 148.7 | 3.6 | -0.5 |
| Packaging, polystyrene foam products..... | | 326140-2 | 12/03 | 145.2 | 149.5 | 148.8 | 3.6 | -0.5 |
| Polystyrene foam food containers..... | | 326140-21 | 06/06 | 145.7 | 151.1 | 150.1 | 5.2 | -0.7 |
| Polystyrene foam protective shipping pads, shaped cushioning, etc..... | | 326140-22 | 12/03 | 154.1 | 157.7 | 160.4 | 4.2 | 1.7 |
| Building and construction polystyrene foam products..... | | 326140-22 | 06/06 | 138.8 | — | 148.3 | 6.4 | — |
| Consumer and institutional polystyrene foam products.... | | 326140-3 | 12/03 | 124.7 | 122.7 | 123.7 | -0.2 | 0.8 |
| All other polystyrene foam products incl. transportation application uses..... | | 326140-3 | 12/03 | 120.8 | 121.8 | 121.9 | 0.8 | 0.1 |
| Secondary products and miscellaneous receipts..... | | 326140-5 | 12/82 | 190.9 | 203.7 | 197.3 | 8.9 | -3.1 |
| Miscellaneous receipts..... | | 326140-7 | 06/06 | 112.2 | 115.0 | 114.5 | 2.0 | -0.4 |
| Secondary products..... | | 326140-SM | | | | | | |
| Miscellaneous receipts..... | | 326140-M | 06/04 | 126.8 | 124.5 | 124.7 | 0.6 | 0.2 |
| Secondary products..... | | 326140-S | 05/04 | 146.2 | 147.1 | 147.2 | -8.9 | 0.1 |
| Foam product (ex polystyrene) mfg..... | 32615 | | | | | | | |
| Urethane and other foam product mfg..... | 326150 | | | | | | | |
| Primary products..... | | 326150-P | 12/03 | 143.9 | 149.7 | 148.6 | 3.0 | -0.7 |
| Transportation polyurethane foam products..... | | 326150-1 | 12/03 | 143.9 | 149.7 | 148.6 | 3.0 | -0.7 |
| | | 326150-1 | 12/82 | 141.8 | 147.4 | 146.2 | 2.9 | -0.8 |
| | | 326150-1 | 12/82 | 165.4 | 165.7 | 165.7 | 0.5 | 0.0 |

See footnotes at end of table.

Table 5. Producer price indexes for the net output of selected industries and their products, not seasonally adjusted — Continued

| Industry and product ¹ | Industry code | Product code | Index base | Index | | | Percent change to June 2012 from: | |
|--|---------------|--------------|------------|------------------------|-----------------------|------------------------|-----------------------------------|----------|
| | | | | Feb. 2012 ² | May 2012 ² | June 2012 ² | June 2011 | May 2012 |
| Urethane and other foam product mfg. - Continued | | | | | | | | |
| Packaging polyurethane foam products..... | | 326150-2 | 12/03 | 179.2 | 201.1 | 195.9 | 9.3 | -2.6 |
| Building and construction polyurethane foam..... | | 326150-3 | 12/03 | 132.8 | 132.7 | 132.7 | 3.0 | 0.0 |
| Furniture and furnishings polyurethane foam products..... | | 326150-4 | 12/82 | 222.8 | 236.3 | 233.4 | 3.0 | -1.2 |
| Consumer and institutional polyurethane foam products..... | | 326150-5 | 12/03 | 157.6 | 170.9 | 168.3 | 6.6 | -1.5 |
| All other miscellaneous polyurethane foam products..... | | 326150-6 | 12/03 | 102.1 | — | 102.1 | 1.2 | — |
| Products made of foam other than polystyrene or polyurethane, incl. vinyl..... | | 326150-9 | 12/99 | 124.3 | 124.4 | 124.4 | 1.4 | 0.0 |
| Secondary products and miscellaneous receipts..... | | 326150-SM | | | | | | |
| Secondary products..... | | 326150-S | 12/03 | — | 186.1 | 185.6 | 3.1 | -0.3 |
| Plastics bottle mfg..... | 32616 | | 12/03 | 128.2 | 133.9 | 132.7 | 2.1 | -0.9 |
| Plastics bottle manufacturing..... | 326160 | | 06/93 | 144.5 | 150.9 | 149.6 | 2.0 | -0.9 |
| Primary products..... | | 326160-P | 12/82 | 164.4 | 171.8 | 170.1 | 2.1 | -1.0 |
| Plastics bottles..... | | 326160-0 | 06/87 | 156.6 | 163.7 | 162.1 | 2.1 | -1.0 |
| Secondary products and miscellaneous receipts..... | | 326160-SM | | | | | | |
| Other plastics product mfg..... | 32619 | | 12/03 | 131.1 | 132.2 | 132.1 | 1.1 | -0.1 |
| Plastics plumbing fixture manufacturing..... | 326191 | | 06/93 | 141.8 | 142.6 | 142.9 | 2.1 | 0.2 |
| Primary products..... | | 326191-P | 06/93 | 143.2 | 144.1 | 144.5 | 3.4 | 0.3 |
| Plastics plumbing fixtures..... | | 326191-0 | 06/93 | 143.2 | 144.1 | 144.5 | 3.4 | 0.3 |
| Secondary products and miscellaneous receipts..... | | 326191-SM | | | | | | |
| All other plastics product manufacturing..... | 326199 | | 06/93 | 145.1 | 146.4 | 146.2 | 0.9 | -0.1 |
| Primary products..... | | 326199-P | 06/87 | 170.1 | 171.7 | 171.4 | 1.1 | -0.2 |
| All other reinforced and fiberglass plastics products..... | | 326199-A | 06/93 | 146.5 | 150.7 | 148.3 | -0.1 | -1.6 |
| Consumer, institutional, & commercial fabricated plastics products..... | | 326199-B | 06/93 | 148.1 | 150.3 | 150.2 | 2.7 | -0.1 |
| Resilient floor coverings..... | | 326199-R | 12/85 | 204.9 | 204.9 | 204.9 | 6.8 | 0.0 |
| Transportation fabricated plastics products (excl. foam, etc.)..... | | 326199-1 | 06/93 | 105.6 | 105.6 | 105.6 | -0.3 | 0.0 |
| Electrical & electronic fabricated plastics (excl. foam, etc.)... | | 326199-2 | 12/82 | 134.2 | 134.2 | 134.2 | 1.1 | 0.0 |
| Industrial machinery plastics products, excl foam..... | | 326199-3 | 06/93 | 138.7 | — | 138.7 | 3.3 | — |
| Plastics packaging (excl. film and sheet, foam, and bottles)..... | | 326199-4 | 06/93 | 161.9 | 166.4 | 166.5 | 0.5 | 0.1 |
| Plastics dinnerware, tableware, kitchenware, & oven-microwave ware..... | | 326199-5 | 06/93 | 307.8 | 309.2 | 309.2 | -3.0 | 0.0 |
| Building & construction fabricated plastics products..... | | 326199-8 | 12/03 | 123.6 | 122.9 | 122.6 | 2.9 | -0.2 |
| Secondary products and miscellaneous receipts..... | | 326199-SM | | | | | | |
| Miscellaneous receipts..... | | 326199-M | 12/99 | 139.5 | 139.9 | 139.9 | -4.0 | 0.0 |
| Secondary products..... | | 326199-S | 06/93 | 147.5 | 148.0 | 148.1 | 1.7 | 0.1 |
| Rubber product mfg..... | 3262 | | 12/03 | 148.7 | 149.9 | 149.9 | 4.0 | 0.0 |
| Tire mfg..... | 32621 | | 06/81 | 174.1 | 173.9 | 173.9 | 3.3 | 0.0 |
| Tire manufacturing (except retreading)..... | 326211 | | 06/81 | 174.1 | 173.9 | 173.9 | 3.3 | 0.0 |
| Primary products..... | | 326211-P | 06/81 | 165.6 | 165.4 | 165.5 | 3.6 | 0.1 |
| Solid and semi-pneumatic tires..... | | 326211-D | 12/03 | 146.4 | 146.4 | 146.4 | 3.9 | 0.0 |
| Tread rubber, tire sundries, and repair materials..... | | 326211-H | 06/81 | 224.9 | 224.9 | 224.9 | 11.7 | 0.0 |
| Pneumatic tires (including passenger, truck, bus, tractor, industrial, and other tires)..... | | 326211-0 | 12/11 | 100.2 | 100.1 | 100.1 | — | 0.0 |
| Passenger car pneumatic tires (casings)..... | | 326211-01 | 06/81 | 152.5 | 152.5 | 152.5 | 1.4 | 0.0 |
| Truck and bus (including off-the-highway) pneumatic tires..... | | 326211-03 | 06/81 | 158.0 | 157.5 | 157.7 | 4.5 | 0.1 |
| Secondary products and miscellaneous receipts..... | | 326211-SM | | | | | | |
| Rubber and plastics hose and belting..... | 32622 | | 12/03 | 148.1 | 150.8 | 149.8 | 5.5 | -0.7 |
| Rubber and plastics hose and belting mfg..... | 326220 | | 12/81 | 236.9 | 241.0 | 239.5 | 5.5 | -0.6 |
| Primary products..... | | 326220-P | 12/81 | 238.3 | 242.6 | 240.8 | 5.3 | -0.7 |
| Rubber and plastic belts and belting..... | | 326220-D | 12/11 | 100.4 | 103.7 | 102.0 | — | -1.6 |
| Rubber and plastic hose..... | | 326220-H | 12/11 | 100.3 | 100.6 | 100.8 | — | 0.2 |
| Hose for on/off-highway motor vehicles (rubber/other materials)..... | | 326220-H3 | 12/04 | 121.9 | 121.9 | 121.9 | 1.4 | 0.0 |
| Industrial rubber and plastics hose without fittings..... | | 326220-H4 | 12/04 | 138.6 | 139.0 | 139.9 | 9.0 | 0.6 |
| Rubber and plastics water hose (incl. fire, irrigation, etc.)..... | | 326220-H5 | 12/04 | 147.5 | 148.6 | 148.6 | -5.7 | 0.0 |
| Rubber and plastics inner tube type air hose..... | | 326220-H7 | 12/04 | 205.2 | 209.1 | 209.1 | — | 0.0 |
| All other pneumatic and hydraulic hose, without fittings... | | 326220-H8 | 12/04 | 142.0 | 143.3 | 143.9 | 7.3 | 0.4 |
| Secondary products and miscellaneous receipts..... | | 326220-SM | | | | | | |
| Secondary products..... | | 326220-S | 12/81 | 260.3 | — | — | — | — |
| Other rubber product mfg..... | 32629 | | 12/88 | 160.3 | 162.9 | 163.6 | 4.2 | 0.4 |
| Rubber product mfg. for mechanical use..... | 326291 | | 12/88 | 133.4 | 133.3 | 133.2 | 0.0 | -0.1 |
| Primary products..... | | 326291-P | 12/88 | 131.0 | 130.9 | 130.8 | -0.2 | -0.1 |
| Extruded rubber mechanical goods, excluding tubing..... | | 326291-A | 12/11 | 100.0 | 100.1 | 100.1 | — | 0.0 |

See footnotes at end of table.

Table 5. Producer price indexes for the net output of selected industries and their products, not seasonally adjusted — Continued

| Industry and product ¹ | Industry code | Product code | Index base | Index | | | Percent change to June 2012 from: | |
|---|---------------|--------------|------------|------------------------|-----------------------|------------------------|-----------------------------------|----------|
| | | | | Feb. 2012 ² | May 2012 ² | June 2012 ² | June 2011 | May 2012 |
| Rubber product mfg. for mechanical use - Continued | | | | | | | | |
| Molded rubber mechanical goods automotive..... | | 326291-1 | 06/83 | 110.8 | 110.6 | 110.5 | -1.7 | -0.1 |
| Molded rubber mechanical goods, transportation/off-highway..... | | 326291-2 | 12/03 | 124.8 | 123.5 | 124.0 | 1.1 | 0.4 |
| Other molded rubber mechanical goods (excluding tubing)..... | | 326291-9 | 12/03 | 126.4 | 127.3 | 127.1 | 3.0 | -0.2 |
| Secondary products and miscellaneous receipts..... | | 326291-SM | | | | | | |
| All other rubber product manufacturing..... | 326299 | | 06/83 | 203.8 | 209.6 | 211.1 | 7.5 | 0.7 |
| Primary products..... | | 326299-P | 06/83 | 206.8 | 213.1 | 214.6 | 7.8 | 0.7 |
| Rubber druggist and medical sundries, excl. household gloves..... | | 326299-A | 12/03 | 128.4 | 128.4 | 128.4 | 4.3 | 0.0 |
| All other miscellaneous rubber goods..... | | 326299-B | 06/83 | 187.4 | 189.4 | 190.3 | 5.8 | 0.5 |
| Rubber floor and wall coverings..... | | 326299-3 | 06/83 | 165.6 | 169.6 | 169.7 | 4.8 | 0.1 |
| Rubber compounds or mixtures for sale or interplant transfer..... | | 326299-6 | 06/83 | 234.8 | 238.6 | 243.5 | 3.6 | 2.1 |
| All other industrial rubber products..... | | 326299-7 | 06/83 | 235.5 | 249.1 | 249.2 | 21.4 | 0.0 |
| Secondary products and miscellaneous receipts..... | | 326299-SM | | | | | | |
| Miscellaneous receipts..... | | 326299-M | 06/83 | 225.7 | 232.9 | 235.9 | 9.9 | 1.3 |
| Secondary products..... | | 326299-S | 06/83 | 166.1 | 167.1 | 167.6 | 1.1 | 0.3 |
| Nonmetallic mineral product manufacturing..... | 327 | | 12/84 | 179.2 | 179.3 | 179.7 | 2.7 | 0.2 |
| Clay product and refractory manufacturing..... | 3271 | | 12/03 | 124.5 | 124.8 | 125.0 | 1.4 | 0.2 |
| Pottery, ceramics, and plumbing fixture mfg..... | 32711 | | 12/84 | 184.0 | 185.5 | 185.7 | 2.3 | 0.1 |
| Pottery, ceramics and plumbing fixture manufacturing..... | 327110 | | 12/11 | 101.2 | 102.0 | 102.1 | - | 0.1 |
| Primary products..... | | 327110-P | 12/11 | 101.2 | 102.3 | 102.4 | - | 0.1 |
| Vitreous china plumbing fixture and china and earthenware bathroom accessories..... | | 327110-1 | 06/85 | 128.9 | 129.6 | 129.6 | 2.5 | 0.0 |
| Vitreous china, fine earthenware, and other pottery products..... | | 327110-2 | 12/03 | 116.6 | 119.9 | 120.3 | 4.2 | 0.3 |
| Vitreous china, porcelain, earthenware and table and kitchenware..... | | 327110-21 | 12/06 | 108.2 | 108.4 | 110.9 | 1.3 | 2.3 |
| All other pottery products (including china decorated for the trade)..... | | 327110-25 | 12/06 | 109.4 | 114.8 | 113.5 | 6.0 | -1.1 |
| Porcelain electrical products and components..... | | 327110-3 | 12/85 | 201.2 | 200.6 | 200.6 | 1.2 | 0.0 |
| Secondary products and miscellaneous receipts..... | | 327110-SM | | | | | | |
| Secondary products..... | | 327110-S | 12/11 | 101.8 | 101.8 | 101.8 | - | 0.0 |
| Clay building material and refractories mfg..... | 32712 | | 12/03 | 127.5 | 127.5 | 127.7 | 1.0 | 0.2 |
| Clay building material and refractories manufacturing..... | 327120 | | 12/11 | 100.5 | 100.6 | 100.7 | - | 0.1 |
| Primary products..... | | 327120-P | 12/11 | 100.4 | 100.5 | 100.7 | - | 0.2 |
| Brick and structural clay tile..... | | 327120-1 | 12/84 | 183.0 | 182.4 | 183.0 | -2.8 | 0.3 |
| Building or common brick..... | | 327120-11 | 12/84 | 182.4 | 181.3 | 181.9 | -3.2 | 0.3 |
| Glazed brick and other brick (paving, floor and sewer)... | | 327120-12 | 12/04 | 124.0 | 129.3 | 129.3 | 4.3 | 0.0 |
| Clay floor and wall tile, glazed and unglazed..... | | 327120-2 | 06/85 | 97.1 | 97.0 | 97.5 | 0.1 | 0.5 |
| Other structural clay products..... | | 327120-3 | 12/85 | 211.2 | 212.0 | 211.8 | 3.0 | -0.1 |
| Vitrified clay sewer pipe and fittings..... | | 327120-31 | 12/85 | 200.3 | 200.9 | 200.9 | 7.5 | 0.0 |
| All other structural clay products, except clay refractories, n.e.c..... | | 327120-34 | 12/85 | 200.0 | 200.9 | 200.7 | 1.2 | -0.1 |
| Clay refractories..... | | 327120-4 | 12/04 | 154.8 | 154.8 | 154.8 | 4.1 | 0.0 |
| Nonclay refractories..... | | 327120-5 | 12/04 | 135.6 | 137.0 | 136.8 | 3.9 | -0.1 |
| Secondary products and miscellaneous receipts..... | | 327120-SM | | | | | | |
| Miscellaneous receipts..... | | 327120-M | 12/11 | 101.9 | 100.3 | 100.9 | - | 0.6 |
| Secondary products..... | | 327120-S | 12/11 | 104.7 | 103.3 | 103.4 | - | 0.1 |
| Glass and glass product manufacturing..... | 3272 | | 12/03 | 112.5 | 112.7 | 112.7 | 2.1 | 0.0 |
| Glass and glass product manufacturing..... | 32721 | | 12/03 | 112.5 | 112.7 | 112.7 | 2.1 | 0.0 |
| Flat glass manufacturing..... | 327211 | | 12/80 | 87.6 | 86.4 | 86.3 | -4.2 | -0.1 |
| Primary products..... | | 327211-P | 12/80 | 87.0 | 85.8 | 85.6 | -4.5 | -0.2 |
| Flat glass (float, sheet, and plate), made by flat glass producers..... | | 327211-1 | 12/80 | 88.1 | 86.7 | 86.3 | -6.9 | -0.5 |
| Other glass (including laminated, glazed, and opalescent)... | | 327211-4 | 12/06 | 108.1 | 107.2 | 107.6 | - | 0.4 |
| Secondary products and miscellaneous receipts..... | | 327211-SM | | | | | | |
| Other pressed and blown glass and glassware..... | 327212 | | 06/83 | 132.0 | 133.5 | 133.8 | 1.4 | 0.2 |
| Primary products..... | | 327212-P | 06/83 | 130.9 | 132.4 | 132.6 | 1.2 | 0.2 |
| Glass fiber mat, textile-type, made by establishments producing glass..... | | 327212-1Z | 06/83 | 84.5 | 84.3 | 84.6 | 0.1 | 0.4 |
| Machine-made pressed and blown table, kitchen, art, and novelty glassware..... | | 327212-3Z | 06/83 | 195.2 | 203.0 | 203.0 | 3.8 | 0.0 |
| Machine-made pressed and blown lighting, automotive, and electronic glassware..... | | 327212-5 | 06/83 | 110.3 | - | - | - | - |
| All other machine-made pressed and blown glassware, made by glass producers..... | | 327212-7 | 12/04 | 111.7 | 111.8 | 111.8 | -0.6 | 0.0 |

See footnotes at end of table.

Table 5. Producer price indexes for the net output of selected industries and their products, not seasonally adjusted — Continued

| Industry and product ¹ | Industry code | Product code | Index base | Index | | | Percent change to June 2012 from: | |
|--|---------------|--------------|------------|------------------------|-----------------------|------------------------|-----------------------------------|----------|
| | | | | Feb. 2012 ² | May 2012 ² | June 2012 ² | June 2011 | May 2012 |
| Other pressed and blown glass and glassware - Continued | | | | | | | | |
| Handmade pressed and blown glass and glassware, made by glass producers..... | | 327212-9 | 12/04 | 111.7 | 116.3 | — | — | — |
| Secondary products and miscellaneous receipts..... | | 327212-SM | | | | | | |
| Secondary products..... | | 327212-S | 06/83 | 117.2 | 119.2 | 119.5 | -1.6 | 0.3 |
| Glass container manufacturing..... | 327213 | | 06/82 | 185.5 | 186.0 | 186.0 | 2.4 | 0.0 |
| Primary products..... | | 327213-P | 06/82 | 186.2 | 186.6 | 186.6 | 2.4 | 0.0 |
| Glass containers..... | | 327213-0 | 12/03 | 133.9 | 134.3 | 134.2 | 2.4 | -0.1 |
| Glass product mfg. made of purchased glass..... | 327215 | | 06/83 | 148.1 | 148.4 | 148.6 | 3.5 | 0.1 |
| Primary products..... | | 327215-P | 06/83 | 144.9 | 145.2 | 145.4 | 3.2 | 0.1 |
| Other glass products, made from purchased glass..... | | 327215-B | 06/83 | 136.2 | 136.6 | 136.9 | 3.5 | 0.2 |
| Machine-made pressed & blown table, kitchen, art & novelty glassware, made from purchased glass..... | | 327215-1 | 12/04 | 108.5 | 108.5 | 108.5 | 6.5 | 0.0 |
| All other machine-made pressed and blown glassware, made from purchased glass..... | | 327215-3Z | 12/04 | 114.6 | 114.6 | 114.6 | 3.3 | 0.0 |
| Handmade pressed and blown glassware, made from purchased glass..... | | 327215-5Z | 12/04 | 113.6 | 113.6 | 113.6 | 3.3 | 0.0 |
| Mirrors (decorated and undecorated), made from purchased glass..... | | 327215-9 | 06/83 | 158.1 | 158.0 | 157.3 | 0.3 | -0.4 |
| Secondary products and miscellaneous receipts..... | | 327215-SM | | | | | | |
| Miscellaneous receipts..... | | 327215-M | 12/83 | 225.3 | — | — | — | — |
| Secondary products..... | | 327215-S | 06/83 | 174.9 | 174.9 | 174.9 | 1.5 | 0.0 |
| Cement and concrete product manufacturing..... | 3273 | | 12/03 | 136.8 | 136.6 | 137.1 | 1.6 | 0.4 |
| Cement manufacturing..... | 32731 | | 06/82 | 185.8 | 188.6 | 189.4 | 1.3 | 0.4 |
| Cement manufacturing..... | 327310 | | 06/82 | 185.8 | 188.6 | 189.4 | 1.3 | 0.4 |
| Primary products..... | | 327310-P | 06/82 | 184.5 | 186.5 | 187.4 | 1.1 | 0.5 |
| Cement, hydraulic..... | | 327310-0 | 06/89 | 182.4 | 184.4 | 185.3 | 1.1 | 0.5 |
| Secondary products and miscellaneous receipts..... | | 327310-SM | | | | | | |
| Ready-mix concrete manufacturing..... | 32732 | | 12/03 | 141.3 | 140.1 | 140.7 | 1.6 | 0.4 |
| Ready-mix concrete manufacturing..... | 327320 | | 06/81 | 219.0 | 217.2 | 218.2 | 1.6 | 0.5 |
| Primary products..... | | 327320-P | 06/81 | 216.6 | 214.6 | 215.7 | 1.5 | 0.5 |
| Ready-mix concrete..... | | 327320-0 | 06/81 | 216.6 | 214.6 | 215.7 | 1.5 | 0.5 |
| Secondary products and miscellaneous receipts..... | | 327320-SM | | | | | | |
| Miscellaneous receipts..... | | 327320-M | 06/81 | 222.3 | 223.1 | 223.1 | 3.1 | 0.0 |
| Secondary products..... | | 327320-S | 06/81 | 261.5 | 263.0 | 263.2 | 1.5 | 0.1 |
| Concrete pipe, brick, and block manufacturing..... | 32733 | | 12/03 | 128.2 | 128.6 | 128.8 | 1.1 | 0.2 |
| Concrete block and brick manufacturing..... | 327331 | | 06/81 | 217.9 | 217.8 | 218.6 | 0.9 | 0.4 |
| Primary products..... | | 327331-P | 06/81 | 228.7 | 228.6 | 229.6 | 1.0 | 0.4 |
| Concrete block and brick..... | | 327331-0 | 12/06 | 108.5 | 108.4 | 108.9 | 1.0 | 0.5 |
| Structural block, lightweight units (weighing less than 105 lb/cubic ft.) (dry weight)..... | | 327331-01 | 06/81 | 204.2 | 203.2 | 205.8 | 1.4 | 1.3 |
| Structural blk., mediumweight units (weighing 105 - 124 lbs per cubic foot) (dry weight)..... | | 327331-02 | 06/81 | 254.8 | 254.8 | 255.5 | 1.1 | 0.3 |
| Structural block, normalweight units (weighing 125 lbs or more per cubic foot) (dry weight)..... | | 327331-03 | 06/81 | 255.7 | 256.1 | 256.2 | 1.2 | 0.0 |
| Decorative block (such as screen, split, slump, and shadowal block, etc.)..... | | 327331-04 | 06/81 | 206.7 | 207.3 | 207.8 | 1.3 | 0.2 |
| Concrete pavers (including grid, interlocking, etc.)..... | | 327331-05 | 06/81 | 228.7 | 228.7 | 228.7 | 0.1 | 0.0 |
| Concrete brick..... | | 327331-06 | 06/81 | 199.3 | 199.3 | 200.9 | 1.1 | 0.8 |
| Secondary products and miscellaneous receipts..... | | 327331-SM | | | | | | |
| Miscellaneous receipts..... | | 327331-M | 06/81 | 184.2 | 184.3 | 184.3 | 0.4 | 0.0 |
| Secondary products..... | | 327331-S | 06/81 | 186.5 | 186.5 | 186.5 | 0.3 | 0.0 |
| Concrete pipe manufacturing..... | 327332 | | 12/03 | 128.4 | 129.4 | 129.0 | 1.2 | -0.3 |
| Primary products..... | | 327332-P | 12/03 | 126.8 | 127.8 | 127.4 | 0.6 | -0.3 |
| Concrete pipe..... | | 327332-0 | 12/03 | 126.8 | 127.8 | 127.4 | 0.6 | -0.3 |
| Concrete culvert pipe..... | | 327332-01 | 12/99 | 150.3 | 153.1 | 153.1 | 3.4 | 0.0 |
| Concrete storm sewer pipe..... | | 327332-02 | 12/99 | 138.0 | 138.7 | 138.7 | -1.0 | 0.0 |
| Concrete pipe, except concrete culvert and storm sewer pipe..... | | 327332-03 | 06/94 | 174.2 | 174.2 | 173.1 | -0.4 | -0.6 |
| Secondary products and miscellaneous receipts..... | | 327332-SM | | | | | | |
| Miscellaneous receipts..... | | 327332-M | 12/79 | 349.6 | 349.6 | 349.6 | 5.4 | 0.0 |
| Secondary products..... | | 327332-S | 12/79 | 293.1 | 296.5 | 296.0 | 4.8 | -0.2 |
| Other concrete product manufacturing..... | 32739 | | 12/03 | 135.2 | 136.2 | 136.4 | 1.6 | 0.1 |
| Other concrete product manufacturing..... | 327390 | | 12/03 | 135.2 | 136.3 | 136.4 | 1.6 | 0.1 |
| Primary products..... | | 327390-P | 12/03 | 134.1 | 135.0 | 135.0 | 1.4 | 0.0 |
| Precast concrete products..... | | 327390-1 | 12/79 | 250.0 | 251.3 | 251.6 | 1.7 | 0.1 |
| Precast concrete slabs and tile, roof and floor units..... | | 327390-11 | 07/85 | 236.6 | 238.3 | 238.3 | 2.8 | 0.0 |
| Precast concrete architectural wall panels..... | | 327390-12 | 11/84 | 199.5 | 199.5 | 199.9 | 2.4 | 0.2 |

See footnotes at end of table.

Table 5. Producer price indexes for the net output of selected industries and their products, not seasonally adjusted — Continued

| Industry and product ¹ | Industry code | Product code | Index base | Index | | | Percent change to June 2012 from: | |
|---|---------------|--------------|------------|------------------------|-----------------------|------------------------|-----------------------------------|----------|
| | | | | Feb. 2012 ² | May 2012 ² | June 2012 ² | June 2011 | May 2012 |
| Other concrete product manufacturing - Continued | | | | | | | | |
| Burial vaults and boxes, precast concrete..... | | 327390-13 | 12/79 | 295.2 | 295.2 | 296.1 | 3.6 | 0.3 |
| Precast concrete products, except burial vaults and boxes, slabs, and arch. wall panels..... | | 327390-14 | 12/79 | 233.1 | 234.8 | 235.2 | 0.9 | 0.2 |
| Prestressed concrete products..... | | 327390-4 | 12/79 | 217.8 | 220.4 | 219.7 | -0.2 | -0.3 |
| Prestressed concrete bridge beams and solid and hollow cored slabs and panels..... | | 327390-4T | 06/07 | 90.2 | 92.9 | 91.5 | -0.2 | -1.5 |
| Prestressed concrete products, except bridge beams and solid and hollow cored slabs and panels..... | | 327390-43 | 06/94 | 159.6 | 159.6 | 160.4 | -0.2 | 0.5 |
| Secondary products and miscellaneous receipts..... | | 327390-SM | | | | | | |
| Miscellaneous receipts..... | | 327390-M | 12/79 | 403.4 | 403.4 | 409.6 | 3.6 | 1.5 |
| Secondary products..... | | 327390-S | 12/79 | 236.6 | — | — | — | — |
| Lime and gypsum product manufacturing..... | 3274 | | 12/03 | 131.5 | 132.3 | 133.1 | 9.1 | 0.6 |
| Lime manufacturing..... | 32741 | | 12/03 | 176.3 | 177.2 | 177.3 | 3.6 | 0.1 |
| Lime manufacturing..... | 327410 | | 12/85 | 226.6 | 227.9 | 228.0 | 3.6 | 0.0 |
| Primary products..... | | 327410-P | 12/85 | 235.7 | 236.7 | 236.7 | 3.5 | 0.0 |
| Lime..... | | 327410-0 | 12/04 | 171.7 | 172.4 | 172.4 | 3.5 | 0.0 |
| Secondary products and miscellaneous receipts..... | | 327410-SM | | | | | | |
| Secondary products..... | | 327410-S | 08/92 | 135.9 | 143.3 | — | — | — |
| Gypsum product manufacturing..... | 32742 | | 12/03 | 122.3 | 123.1 | 124.2 | 11.9 | 0.9 |
| Gypsum product manufacturing..... | 327420 | | 06/81 | 200.2 | 201.6 | 203.3 | 11.8 | 0.8 |
| Primary products..... | | 327420-P | 06/81 | 208.9 | 208.9 | 211.6 | 12.3 | 1.3 |
| Gypsum building materials..... | | 327420-1 | 12/93 | 173.5 | 173.5 | 175.0 | 13.5 | 0.9 |
| Secondary products and miscellaneous receipts..... | | 327420-SM | | | | | | |
| Other nonmetallic mineral products..... | 3279 | | 12/84 | 183.3 | 183.9 | 183.9 | 5.4 | 0.0 |
| Abrasive product manufacturing..... | 32791 | | 12/03 | 148.1 | 148.7 | 148.6 | 12.6 | -0.1 |
| Abrasive product manufacturing..... | 327910 | | 12/80 | 247.6 | 248.6 | 248.5 | 12.7 | 0.0 |
| Primary products..... | | 327910-P | 12/80 | 212.9 | 213.8 | 213.5 | 2.0 | -0.1 |
| Metal abrasives including steel and iron grid, shot, and sand, and other metal abrasives..... | | 327910-A | 12/80 | 147.7 | — | 147.7 | 0.0 | — |
| Nonmetallic sized grains, powders, and flour abrasives..... | | 327910-1 | 06/87 | 155.9 | 156.8 | 156.8 | 3.0 | 0.0 |
| Nonmetallic abrasive products (including diamond abrasives)..... | | 327910-4 | 12/80 | 207.6 | 208.9 | 208.4 | 1.6 | -0.2 |
| Nonmetallic coated abrasive products and buffing wheels, polishing wheels, and laps..... | | 327910-7 | 12/80 | 267.8 | 268.6 | 268.4 | 2.0 | -0.1 |
| Secondary products and miscellaneous receipts..... | | 327910-SM | | | | | | |
| Miscellaneous receipts..... | | 327910-M | 12/80 | 758.9 | 762.3 | 762.3 | 113.9 | 0.0 |
| All other nonmetallic mineral product mfg..... | 32799 | | 12/03 | 134.4 | 134.8 | 134.8 | 3.2 | 0.0 |
| Cut stone and stone product manufacturing..... | 327991 | | 12/84 | 154.4 | 154.3 | 154.3 | 0.0 | 0.0 |
| Primary products..... | | 327991-P | 12/84 | 148.8 | 148.8 | 148.8 | -0.1 | 0.0 |
| Dressed dimension granite (including gneiss, syenite, diorite, and cut granite)..... | | 327991-1 | 12/84 | 138.6 | 138.6 | 138.6 | 0.0 | 0.0 |
| Dressed dimension limestone (incl dolomite, travertine, calcareous, & tufa)..... | | 327991-4 | 12/84 | 166.6 | 166.3 | 166.4 | -0.1 | 0.1 |
| Dressed dimension marble and other stone..... | | 327991-7 | 12/84 | 155.7 | 155.7 | 155.7 | 0.0 | 0.0 |
| Secondary products and miscellaneous receipts..... | | 327991-SM | | | | | | |
| Miscellaneous receipts..... | | 327991-M | 02/97 | 158.9 | — | — | — | — |
| Secondary products..... | | 327991-S | 12/84 | 179.0 | 177.1 | 177.7 | 0.2 | 0.3 |
| Ground or treated minerals and earths mfg..... | 327992 | | 06/85 | 231.1 | 233.0 | 231.9 | 4.1 | -0.5 |
| Primary products..... | | 327992-P | 06/85 | 227.7 | 229.7 | 228.6 | 4.1 | -0.5 |
| Minerals and earths, ground or treated..... | | 327992-0 | 06/85 | 227.7 | 229.7 | 228.6 | 4.1 | -0.5 |
| Secondary products and miscellaneous receipts..... | | 327992-SM | | | | | | |
| Mineral wool manufacturing..... | 327993 | | 12/81 | 177.3 | 178.0 | 178.3 | 5.2 | 0.2 |
| Primary products..... | | 327993-P | 12/81 | 176.6 | 177.3 | 177.7 | 5.8 | 0.2 |
| Mineral wool for thermal and acoustical envelope insulation..... | | 327993-1 | 12/81 | 171.2 | 171.9 | 172.4 | 7.5 | 0.3 |
| Mineral wool for industrial, equipment, and appliance insulation..... | | 327993-4 | 12/81 | 171.9 | 172.4 | 172.4 | 2.1 | 0.0 |
| Secondary products and miscellaneous receipts..... | | 327993-SM | | | | | | |
| Miscellaneous nonmetallic mineral products..... | 327999 | | 12/03 | 135.0 | 135.1 | 135.0 | 1.8 | -0.1 |
| Primary products..... | | 327999-P | 12/03 | 131.1 | 131.0 | 131.0 | 1.9 | 0.0 |
| Nonmetallic mineral products, n.e.c..... | | 327999-0 | 12/03 | 131.1 | 131.0 | 131.0 | 1.9 | 0.0 |
| Dry-mixed concrete materials incl. sand, gravel, mortar and cement premixes..... | | 327999-02 | 06/06 | 111.4 | 111.4 | 111.4 | 0.7 | 0.0 |
| Other nonmetallic mineral products..... | | 327999-03 | 06/06 | 110.1 | 109.9 | 109.9 | 5.2 | 0.0 |
| Secondary products and miscellaneous receipts..... | | 327999-SM | | | | | | |
| Secondary products..... | | 327999-S | 12/85 | 212.3 | 215.3 | 215.1 | 2.1 | -0.1 |
| Primary metal mfg..... | 331 | | 12/84 | 215.0 | 211.3 | 208.4 | -5.4 | -1.4 |

See footnotes at end of table.

Table 5. Producer price indexes for the net output of selected industries and their products, not seasonally adjusted — Continued

| Industry and product ¹ | Industry code | Product code | Index base | Index | | | Percent change to June 2012 from: | |
|---|---------------|--------------|------------|------------------------|-----------------------|------------------------|-----------------------------------|----------|
| | | | | Feb. 2012 ² | May 2012 ² | June 2012 ² | June 2011 | May 2012 |
| Iron & steel mills & ferroalloy mfg. | 3311 | | 12/03 | 184.8 | 182.3 | 179.7 | -3.2 | -1.4 |
| Iron & steel mills & ferroalloy mfg. | 33111 | | 12/03 | 184.8 | 182.3 | 179.7 | -3.2 | -1.4 |
| Iron and steel mills. | 331110 | | 06/82 | 198.2 | 195.5 | 192.8 | -3.2 | -1.4 |
| Primary products. | | 331110-P | 06/82 | 199.3 | 196.6 | 193.8 | -3.1 | -1.4 |
| Steel pipe and tube, made in steel mills producing semifinished shapes or plate. | | 331110-B | 06/82 | 319.2 | 319.0 | 318.9 | 21.2 | 0.0 |
| Cold rolled steel sheet and strip. | | 331110-D | 06/82 | 245.8 | 239.5 | 236.5 | -7.2 | -1.3 |
| Cold finished steel bars. | | 331110-F | 06/82 | 206.8 | 200.6 | 199.8 | - | -0.4 |
| Other steel mill products, including steel rails, made in steel mills. | | 331110-L | 12/03 | 221.0 | - | - | - | - |
| Steel ingots and semifinished products. | | 331110-3 | 06/82 | 274.4 | 281.0 | 276.7 | -1.4 | -1.5 |
| Wire rod, carbon. | | 331110-32 | 12/10 | 107.7 | - | 107.1 | -0.8 | - |
| Steel ingots and semifinished products other than wire rod, carbon. | | 331110-33 | 12/10 | 113.8 | 115.3 | 114.7 | 1.2 | -0.5 |
| Steel ingots and semifinished products, alloy. | | 331110-34 | 12/10 | 93.6 | 109.2 | 99.4 | -8.9 | -9.0 |
| Steel ingots and semifinished products, stainless. | | 331110-35 | 12/10 | 98.5 | 98.6 | 97.5 | -8.9 | -1.1 |
| Hot rolled steel sheet and strip, including tin mill products. | | 331110-5 | 06/82 | 160.4 | 158.8 | 156.6 | -3.7 | -1.4 |
| Ferroalloys and related products. | | 331110-6 | 12/09 | 114.7 | 115.8 | 117.5 | 0.1 | 1.5 |
| Hot rolled steel bars, plates, and structural shapes. | | 331110-7 | 06/82 | 224.7 | 221.8 | 218.4 | -3.1 | -1.5 |
| Hot rolled steel bars, carbon. | | 331110-72 | 12/10 | 115.6 | 114.2 | 112.3 | 0.6 | -1.7 |
| Hot rolled steel plates, carbon. | | 331110-73 | 12/10 | 118.0 | 126.3 | 112.3 | - | -11.1 |
| Hot rolled steel structural shapes, carbon. | | 331110-74 | 12/10 | 108.5 | 106.7 | 108.0 | 0.8 | 1.2 |
| Concrete reinforcing bar, carbon. | | 331110-75 | 12/10 | 121.3 | 114.9 | 116.8 | -2.5 | 1.7 |
| Hot rolled steel bars, plates, and structural shapes, alloy. | | 331110-76 | 12/10 | 110.9 | 106.9 | 106.7 | -2.6 | -0.2 |
| Hot rolled steel bars, plates, and structural shapes, stainless. | | 331110-77 | 12/10 | 96.3 | - | 94.1 | -12.7 | - |
| Secondary products and miscellaneous receipts. | | 331110-SM | | | | | | |
| Secondary products. | | 331110-S | 06/82 | 135.7 | 138.6 | 135.8 | - | -2.0 |
| Steel product mfg from purchased steel. | 3312 | | 12/03 | 192.1 | 190.6 | 188.8 | -1.9 | -0.9 |
| Iron/steel pipe & tube mfg from purch steel. | 33121 | | 12/03 | 227.3 | 225.0 | 221.5 | -0.9 | -1.6 |
| Iron, steel pipe and tube from purchased steel. | 331210 | | 06/82 | 324.8 | 321.7 | 316.6 | -0.9 | -1.6 |
| Primary products. | | 331210-P | 06/82 | 331.2 | 327.6 | 322.8 | -1.3 | -1.5 |
| Iron and steel pipes and tubes, purchased iron and steel. | | 331210-0 | 06/82 | 331.2 | 327.6 | 322.8 | -1.3 | -1.5 |
| Oil country tubular goods(OCTG), standard, line pipe, carbon. | | 331210-01 | 12/10 | 119.9 | 121.1 | 119.9 | 2.4 | -1.0 |
| Pressure, mechanical, structural pipe and tube, carbon. | | 331210-02 | 12/10 | 115.5 | 112.3 | 109.5 | -6.0 | -2.5 |
| Pipe and tube, alloy. | | 331210-03 | 12/10 | 112.2 | 112.3 | 112.3 | 6.1 | 0.0 |
| Pipe and tube, stainless. | | 331210-04 | 12/10 | 108.7 | 104.5 | 103.1 | -5.2 | -1.3 |
| Secondary products and miscellaneous receipts. | | 331210-SM1 | | | | | | |
| Rolling & drawing of purchased steel. | 33122 | | 12/03 | 168.2 | 167.3 | 166.5 | -2.8 | -0.5 |
| Rolled steel shape manufacturing. | 331221 | | 06/82 | 205.0 | 203.5 | 201.8 | -5.2 | -0.8 |
| Primary products. | | 331221-P | 06/82 | 188.2 | 187.4 | 185.7 | -4.7 | -0.9 |
| Cold rolled steel sheet and strip, made from purchased steel. | | 331221-1 | 06/82 | 206.2 | 206.5 | 203.6 | -5.6 | -1.4 |
| Cold rolled sheets and strip, carbon steel. | | 331221-12 | 12/10 | 122.2 | 122.5 | 120.7 | -5.6 | -1.5 |
| Cold rolled sheets and strip, alloy steel. | | 331221-13 | 12/10 | 105.3 | 106.5 | 104.7 | -0.3 | -1.7 |
| Cold rolled sheets and strip, stainless steel. | | 331221-14 | 12/10 | 95.6 | - | 93.9 | -7.9 | - |
| Cold finished steel bars and bar shapes, purchased steel. | | 331221-3 | 06/82 | 163.4 | 160.0 | 160.6 | -2.2 | 0.4 |
| Cold finished steel bars and bar shapes, carbon steel. | | 331221-32 | 12/10 | 108.5 | 106.1 | 106.1 | -2.1 | 0.0 |
| Cold finished steel bars and bar shapes, alloy steel. | | 331221-33 | 12/10 | 106.4 | 105.3 | 105.5 | -0.8 | 0.2 |
| Secondary products and miscellaneous receipts. | | 331221-SM | | | | | | |
| Steel wire drawing. | 331222 | | 06/82 | 202.4 | 201.8 | 201.9 | 0.4 | 0.0 |
| Primary products. | | 331222-P | 06/82 | 203.6 | 203.2 | 203.3 | 0.8 | 0.0 |
| Steel wire, including galvanized and other coated wire. | | 331222-5 | 06/82 | 187.0 | 186.2 | 186.4 | 1.4 | 0.1 |
| Carbon steel wire. | | 331222-5A | 06/82 | 195.5 | 194.9 | 195.4 | 2.3 | 0.3 |
| Stainless steel wire. | | 331222-5C | 06/82 | 157.8 | 157.5 | 156.6 | -5.3 | -0.6 |
| Secondary products and miscellaneous receipts. | | 331222-SM | | | | | | |
| Alumina & aluminum production & processing. | 3313 | | 12/03 | 127.9 | 125.4 | 124.2 | -11.9 | -1.0 |
| Alumina & aluminum production & processing. | 33131 | | 12/03 | 128.0 | 125.4 | 124.3 | -11.9 | -0.9 |
| Alumina refining and primary aluminum production. | 331313 | | 06/80 | 142.8 | 131.6 | 129.0 | - | -2.0 |
| Primary products. | | 331313-P | 06/80 | 146.3 | 134.9 | 132.3 | - | -1.9 |
| Aluminum oxide, except natural alumina. | | 331313-1 | 12/82 | 195.8 | 188.8 | 189.2 | -9.3 | 0.2 |
| Secondary smelting and alloying of aluminum. | 331314 | | 12/03 | 134.3 | 133.2 | 131.0 | -12.5 | -1.7 |
| Primary products. | | 331314-P | 06/80 | 146.5 | 145.3 | 143.0 | -13.2 | -1.6 |
| Aluminum ingot, including billet, made by secondary smelters. | | 331314-2 | 12/03 | 133.5 | 132.8 | 130.4 | -12.7 | -1.8 |
| Secondary products and miscellaneous receipts. | | 331314-SM | | | | | | |

See footnotes at end of table.

Table 5. Producer price indexes for the net output of selected industries and their products, not seasonally adjusted — Continued

| Industry and product ¹ | Industry code | Product code | Index base | Index | | | Percent change to June 2012 from: | |
|--|---------------|--------------|------------|------------------------|-----------------------|------------------------|-----------------------------------|----------|
| | | | | Feb. 2012 ² | May 2012 ² | June 2012 ² | June 2011 | May 2012 |
| Aluminum sheet, plate and foil manufacturing..... | 331315 | | 06/81 | 180.6 | 178.2 | 177.2 | -10.9 | -0.6 |
| Primary products..... | | 331315-P | 06/81 | 186.8 | 183.5 | 182.5 | -11.1 | -0.5 |
| Aluminum plate (.25 inch or thicker)..... | | 331315-1 | 06/81 | 182.1 | 184.8 | — | — | — |
| Aluminum sheet and strip..... | | 331315-3Z | 06/81 | 188.4 | 184.3 | 183.2 | -11.7 | -0.6 |
| Plain aluminum foil (under .006 inch)..... | | 331315-5 | 06/81 | 167.0 | 163.2 | — | — | — |
| Secondary products and miscellaneous receipts..... | | 331315-SM | | | | | | |
| Other aluminum rolling, drawing, and extruding..... | 331318 | | 12/81 | 189.2 | 185.9 | 184.7 | -7.0 | -0.6 |
| Primary products..... | | 331318-P | 12/81 | 194.0 | 190.9 | 189.6 | -7.2 | -0.7 |
| Aluminum extruded products..... | | 331318-6 | 12/81 | 194.6 | 190.4 | 189.3 | -7.4 | -0.6 |
| Extruded aluminum rod, bar, and other extruded shapes..... | | 331318-61 | 12/81 | 199.5 | 196.0 | 194.8 | -7.2 | -0.6 |
| Other aluminum rolling and drawing products..... | | 331318-9 | 12/11 | 99.3 | — | 100.0 | — | — |
| Secondary products and miscellaneous receipts..... | | 331318-SM | | | | | | |
| Nonferrous (exc alum) production & processing..... | 3314 | | 12/03 | 242.6 | 233.0 | 227.2 | -11.5 | -2.5 |
| Nonferrous metal (except aluminum) smelting and refining..... | 33141 | | 12/03 | 270.2 | 261.7 | 254.9 | -15.7 | -2.6 |
| Nonferrous metal (except aluminum) smelting and refining..... | 331410 | | 12/09 | 106.6 | 102.4 | 99.5 | -14.8 | -2.8 |
| Primary products..... | | 331410-P | 12/09 | 110.7 | 105.5 | 101.8 | -13.9 | -3.5 |
| Primary smelting and refining of copper..... | | 331410-1 | 06/80 | 329.1 | 314.5 | 293.1 | -16.7 | -6.8 |
| Primary nonferrous metal, except Cu and Al..... | | 331410-9 | 12/11 | 104.4 | 99.3 | 98.1 | — | -1.2 |
| Secondary and miscellaneous..... | | 331410-SM | | | | | | |
| Copper rolling/drawing/extruding & alloying..... | 33142 | | 12/03 | 261.5 | 251.0 | 241.0 | -13.0 | -4.0 |
| Copper rolling, drawing, extruding, and alloying..... | 331420 | | 12/11 | 103.2 | 99.1 | 95.2 | — | -3.9 |
| Primary products..... | | 331420-P | 12/11 | 103.4 | 99.1 | 95.0 | — | -4.1 |
| Copper rolling, drawing, and extruding..... | | 331420-1 | 12/80 | 379.4 | 365.8 | 350.6 | -13.9 | -4.2 |
| Copper and copper-base alloy rod, bar, and shapes..... | | 331420-13 | 12/80 | 423.8 | 407.7 | 398.6 | -9.5 | -2.2 |
| Copper and copper-base alloy sheet, strip, and plate..... | | 331420-17 | 12/80 | 393.4 | 378.1 | 365.9 | -13.7 | -3.2 |
| Copper and copper-base alloy pipe and tube..... | | 331420-19 | 12/80 | 331.2 | 326.7 | 300.3 | -17.8 | -8.1 |
| Copper wire and cable (except mechanical) drawing..... | | 331420-2 | 12/03 | 264.9 | 252.5 | 241.0 | -11.5 | -4.6 |
| Secondary processing of copper..... | | 331420-3 | 12/03 | 317.2 | 292.7 | 292.6 | -12.3 | 0.0 |
| Secondary products and miscellaneous receipts..... | | 331420-SM | | | | | | |
| Secondary products..... | | 331420-S | 12/11 | 100.9 | — | — | — | — |
| Other nonferrous roll/draw/extruding/alloying..... | 33149 | | 12/03 | 217.3 | 208.4 | 207.4 | -7.0 | -0.5 |
| Nonferrous metal (except copper and aluminum) rolling, drawing, and extruding..... | 331491 | | 12/03 | 196.7 | 191.2 | 190.6 | -6.7 | -0.3 |
| Primary products..... | | 331491-P | 12/03 | 173.6 | 167.7 | 168.0 | -7.0 | 0.2 |
| All other nonferrous metal mill shapes..... | | 331491-D | 06/82 | 202.9 | 201.8 | 196.7 | -8.2 | -2.5 |
| Nickel and nickel-base alloy mill shapes..... | | 331491-2 | 06/82 | 260.9 | 254.0 | — | — | — |
| Titanium and titanium-base alloy mill shapes..... | | 331491-3 | 06/82 | 185.6 | 184.3 | 185.2 | 1.1 | 0.5 |
| Secondary products and miscellaneous receipts..... | | 331491-SM | | | | | | |
| Secondary smelting, refining, and alloying of nonferrous metal (except copper and aluminum)..... | 331492 | | 12/03 | 239.6 | 227.0 | 225.4 | -7.3 | -0.7 |
| Primary products..... | | 331492-P | 12/03 | 240.7 | 227.9 | 226.5 | -6.2 | -0.6 |
| All other miscellaneous secondary nonferrous metals, including secondary lead..... | | 331492-B | 06/11 | 88.5 | 87.1 | 87.8 | -12.2 | 0.8 |
| Nonferrous metal powders, paste, and flakes (excluding aluminum and copper)..... | | 331492-1 | 06/85 | 237.3 | 229.8 | 226.2 | 0.3 | -1.6 |
| Secondary smelting, refining, and alloying of zinc..... | | 331492-7 | 06/80 | 286.7 | 278.1 | 271.0 | -4.4 | -2.6 |
| Secondary precious metals and precious metal alloys..... | | 331492-9 | 06/80 | 223.6 | 203.4 | 203.8 | -6.3 | 0.2 |
| Secondary products and miscellaneous receipts..... | | 331492-SM | | | | | | |
| Miscellaneous receipts..... | | 331492-M1 | 06/11 | 87.8 | 81.3 | 79.8 | -20.2 | -1.8 |
| Foundries..... | 3315 | | 12/03 | 149.5 | 149.3 | 148.7 | 1.2 | -0.4 |
| Ferrous metal foundries..... | 33151 | | 12/84 | 209.4 | 209.4 | 209.5 | 3.3 | 0.0 |
| Iron foundries..... | 331511 | | 12/80 | 246.9 | 246.7 | 246.3 | 3.9 | -0.2 |
| Primary products..... | | 331511-P | 12/80 | 245.6 | 245.5 | 244.9 | 3.8 | -0.2 |
| Pearlitic malleable iron castings..... | | 331511-C | 12/03 | 165.4 | 165.4 | — | — | — |
| Ductile iron pressure pipe and fittings..... | | 331511-1 | 12/80 | 310.6 | 317.1 | 317.4 | 4.9 | 0.1 |
| Other ductile iron castings..... | | 331511-3 | 06/86 | 177.0 | 175.2 | 174.7 | 5.2 | -0.3 |
| Cast iron soil pipe and fittings, all sizes..... | | 331511-7 | 12/03 | 193.0 | 195.2 | 195.2 | 15.6 | 0.0 |
| Other gray iron castings..... | | 331511-9 | 12/03 | 155.2 | 153.9 | 153.1 | 1.0 | -0.5 |
| Secondary products and miscellaneous receipts..... | | 331511-SM | | | | | | |
| Secondary products..... | | 331511-S | 12/03 | 169.2 | — | — | — | — |
| Steel investment foundries..... | 331512 | | 06/81 | 244.7 | 244.6 | 245.3 | 0.7 | 0.3 |
| Primary products..... | | 331512-P | 06/81 | 235.6 | 235.5 | 236.1 | — | 0.3 |
| Steel investment castings..... | | 331512-0 | 06/81 | 235.6 | 235.5 | 236.1 | 0.6 | 0.3 |
| Secondary products and miscellaneous receipts..... | | 331512-SM | | | | | | |
| Secondary products..... | | 331512-S | 06/81 | 359.3 | — | — | — | — |

See footnotes at end of table.

Table 5. Producer price indexes for the net output of selected industries and their products, not seasonally adjusted — Continued

| Industry and product ¹ | Industry code | Product code | Index base | Index | | | Percent change to June 2012 from: | |
|---|---------------|--------------|------------|------------------------|-----------------------|------------------------|-----------------------------------|----------|
| | | | | Feb. 2012 ² | May 2012 ² | June 2012 ² | June 2011 | May 2012 |
| Steel foundries, except investment..... | 331513 | | 06/81 | 210.3 | 210.6 | 211.4 | 2.8 | 0.4 |
| Primary products..... | | 331513-P | 12/03 | 152.4 | 152.7 | 153.4 | 3.2 | 0.5 |
| Carbon steel castings, except investment..... | | 331513-1 | 06/81 | 234.7 | 236.4 | 239.7 | 4.8 | 1.4 |
| High alloy steel castings, except investment..... | | 331513-3 | 06/81 | 204.6 | 204.6 | 204.6 | 0.0 | 0.0 |
| Other alloy steel castings, except investment..... | | 331513-5 | 12/03 | 150.6 | 150.4 | 150.3 | 2.5 | -0.1 |
| Secondary products and miscellaneous receipts..... | | 331513-SM | | | | | | |
| Nonferrous metal foundries..... | 33152 | | 12/84 | 192.3 | 191.9 | 189.7 | -1.7 | -1.1 |
| Nonferrous metal die-casting foundries..... | 331523 | | 12/11 | 100.1 | 99.9 | 98.1 | - | -1.8 |
| Primary products..... | | 331523-P | 12/11 | 100.2 | 99.9 | 98.1 | - | -1.8 |
| Aluminum and aluminum-base alloy die-castings..... | | 331523-1 | 06/83 | 162.4 | 162.6 | 158.7 | -3.5 | -2.4 |
| Nonferrous (except aluminum) die-castings..... | | 331523-2 | 06/91 | 189.9 | 186.7 | 187.7 | -2.7 | 0.5 |
| Secondary products and miscellaneous receipts..... | | 331523-SM | | | | | | |
| Aluminum foundries, except die-casting..... | 331524 | | 06/91 | 158.1 | 158.7 | 158.4 | 1.0 | -0.2 |
| Primary products..... | | 331524-P | 06/91 | 157.3 | 157.9 | 157.9 | 1.3 | 0.0 |
| Aluminum foundries..... | | 331524-0 | 06/91 | 157.3 | 157.9 | 157.9 | 1.3 | 0.0 |
| Aluminum and aluminum-base alloy sand castings..... | | 331524-01 | 06/83 | 215.1 | 216.4 | 216.3 | 1.0 | 0.0 |
| Aluminum and aluminum-base alloy permanent and semipermanent mold castings (exc cast aluminum)..... | | 331524-02 | 06/83 | 161.1 | 162.2 | 162.1 | 1.9 | -0.1 |
| Secondary products and miscellaneous receipts..... | | 331524-SM | | | | | | |
| Secondary products..... | | 331524-S1 | 06/08 | 122.1 | 122.1 | 120.6 | - | -1.2 |
| Other nonferrous metal foundries (except die-casting)..... | 331529 | | 12/11 | 102.8 | 101.7 | 100.8 | - | -0.9 |
| Primary products..... | | 331529-P | 12/11 | 102.6 | 102.0 | 100.9 | - | -1.1 |
| Copper products (except die-cast)..... | | 331529-5 | 06/83 | 336.7 | 333.6 | 327.9 | -4.3 | -1.7 |
| Other nonferrous products (except die-cast)..... | | 331529-8 | 06/83 | 200.4 | 199.9 | 199.9 | 1.3 | 0.0 |
| Secondary products and miscellaneous receipts..... | | 331529-SM | | | | | | |
| Secondary products..... | | 331529-S | 12/11 | 100.7 | 100.6 | 100.5 | - | -0.1 |
| Fabricated metal product mfg..... | 332 | | 12/84 | 184.8 | 185.7 | 185.7 | 1.2 | 0.0 |
| Forging & stamping..... | 3321 | | 12/03 | 135.2 | 135.0 | 134.6 | -1.5 | -0.3 |
| Forging & stamping..... | 33211 | | 12/03 | 135.2 | 135.0 | 134.6 | -1.5 | -0.3 |
| Iron and steel forging..... | 332111 | | 12/83 | 158.1 | 158.8 | 158.6 | 0.1 | -0.1 |
| Primary products..... | | 332111-P | 12/83 | 151.8 | 152.7 | 153.0 | 0.5 | 0.2 |
| Hot impression die impact, press and upset steel forgings.. | | 332111-1 | 12/83 | 162.3 | 163.2 | 163.7 | 1.0 | 0.3 |
| Open die and smith forgings, ferrous, from purchased iron and steel..... | | 332111-7Y | 12/83 | 146.0 | 147.7 | 147.7 | -2.2 | 0.0 |
| Hot impression die impact, press and upset carbon steel forgings..... | | 332111-11 | 12/83 | 183.3 | 182.2 | 183.6 | 0.8 | 0.8 |
| Hot impression die impact, press and upset alloy steel forgings..... | | 332111-12 | 12/83 | 143.2 | 145.5 | 145.2 | 0.1 | -0.2 |
| Hot impression die impact, press and upset stainless steel forgings..... | | 332111-13 | 12/83 | 205.5 | - | - | - | - |
| Secondary products and miscellaneous receipts..... | | 332111-SM | | | | | | |
| Secondary products..... | | 332111-S | 12/83 | 179.3 | - | - | - | - |
| Nonferrous forging..... | 332112 | | 12/83 | 154.5 | 154.6 | 154.6 | -3.0 | 0.0 |
| Primary products..... | | 332112-P | 12/83 | 165.0 | 165.2 | 165.2 | -3.3 | 0.0 |
| Hot impression die impact, press and upset nonferrous forgings..... | | 332112-1Z | 12/83 | 169.2 | 169.5 | 169.5 | -0.1 | 0.0 |
| Hot impression die impact, press, and upset aluminum and aluminum alloy forgings..... | | 332112-1Z1 | 12/83 | 182.5 | 182.2 | 182.2 | -0.3 | 0.0 |
| Hot impression die impact, press, and upset titanium and titanium alloy forgings..... | | 332112-1Z2 | 12/83 | 135.1 | 135.1 | - | - | - |
| Other nonferrous hot impression die impact, press, and upset forgings..... | | 332112-1Z3 | 06/98 | 120.8 | 122.8 | - | - | - |
| Secondary products and miscellaneous receipts..... | | 332112-SM | | | | | | |
| Custom roll forming..... | 332114 | | 12/03 | 138.7 | 137.9 | 137.0 | -3.5 | -0.7 |
| Primary products..... | | 332114-P | 12/84 | 166.1 | 165.1 | 164.0 | -3.5 | -0.7 |
| Custom roll form products..... | | 332114-0 | 06/90 | 161.3 | 160.3 | 159.2 | -3.5 | -0.7 |
| Secondary products and miscellaneous receipts..... | | 332114-SM | | | | | | |
| Secondary products..... | | 332114-S | 12/84 | 126.1 | 126.6 | 125.7 | -6.1 | -0.7 |
| Powder metallurgy part manufacturing..... | 332117 | | 12/03 | 121.6 | 121.6 | 121.7 | 1.4 | 0.1 |
| Primary products..... | | 332117-P | 12/03 | 121.9 | 121.8 | 121.9 | 1.5 | 0.1 |
| Powder metallurgy parts..... | | 332117-0 | 12/91 | 125.1 | 125.0 | 125.2 | 1.6 | 0.2 |
| Secondary products and miscellaneous receipts..... | | 332117-SM | | | | | | |
| Secondary products..... | | 332117-S | 12/03 | 115.7 | 116.1 | 115.5 | -2.0 | -0.5 |
| Metal crown, closure, and other metal stamping, except automotive..... | 332119 | | 06/84 | 182.9 | 182.3 | 182.0 | -1.4 | -0.2 |
| Primary products..... | | 332119-P | 12/03 | 141.7 | 141.5 | 141.7 | -1.3 | 0.1 |
| Metal stamping..... | | 332119-6 | 12/03 | 141.8 | 141.5 | 141.7 | -1.4 | 0.1 |
| Metal job stampings, except automotive..... | | 332119-61 | 06/84 | 187.0 | 186.6 | 186.3 | -2.3 | -0.2 |

See footnotes at end of table.

Table 5. Producer price indexes for the net output of selected industries and their products, not seasonally adjusted — Continued

| Industry and product ¹ | Industry code | Product code | Index base | Index | | | Percent change to June 2012 from: | |
|--|---------------|--------------|------------|------------------------|-----------------------|------------------------|-----------------------------------|----------|
| | | | | Feb. 2012 ² | May 2012 ² | June 2012 ² | June 2011 | May 2012 |
| Metal crown, closure, and other metal stamping, except automotive - Continued | | | | | | | | |
| Stamped and pressed metal end products, including vitreous enameled products..... | | 332119-66 | 06/84 | 157.8 | 157.8 | 159.9 | 2.2 | 1.3 |
| Secondary products and miscellaneous receipts..... | | 332119-SM | | | | | | |
| Secondary products..... | | 332119-S | 12/03 | 113.7 | 114.4 | 114.2 | 1.9 | -0.2 |
| Cutlery & handtool mfg..... | 3322 | | 12/03 | 123.5 | 123.8 | 124.2 | 2.0 | 0.3 |
| Cutlery & handtool mfg..... | 33221 | | 12/03 | 123.5 | 123.8 | 124.2 | 2.0 | 0.3 |
| Metal kitchen cookware, utensil, cutlery, and flatware (except precious) mfg..... | 332215 | | 12/11 | 100.7 | 101.7 | 101.7 | - | 0.0 |
| Primary products..... | | 332215-P | 12/11 | 100.6 | 101.8 | 101.8 | - | 0.0 |
| Cutlery and flatware, except precious..... | | 332215-1 | 12/83 | 216.4 | 219.7 | 219.7 | 2.8 | 0.0 |
| Cutlery, scissors, shears, trimmers, and snips..... | | 332215-12 | 12/83 | 197.5 | 197.5 | 197.5 | 2.7 | 0.0 |
| Razor blades and razors, except electric..... | | 332215-13 | 12/83 | 231.2 | - | 237.9 | 4.0 | - |
| Kitchen utensils, pots, and pans..... | | 332215-4 | 12/03 | 123.4 | 124.3 | 124.3 | 1.5 | 0.0 |
| Stamped and spun utensils, cooking and kitchen, aluminum..... | | 332215-41 | 06/84 | 178.5 | 179.6 | 179.6 | 0.7 | 0.0 |
| Stamped and spun utensils, cooking and kitchen, except aluminum..... | | 332215-43 | 06/84 | 211.4 | 213.4 | 213.4 | 2.8 | 0.0 |
| Secondary products and miscellaneous receipts..... | | 332215-SM | | | | | | |
| Miscellaneous receipts..... | | 332215-M | 12/11 | - | 101.5 | 101.5 | - | 0.0 |
| Saw blade, handsaw, and hand and edge tool mfg..... | 332216 | | 12/11 | 100.9 | 100.9 | 101.3 | - | 0.4 |
| Primary products..... | | 332216-P | 12/11 | 101.0 | 101.0 | 101.5 | - | 0.5 |
| Hand and edge tools tools..... | | 332216-2 | 06/83 | 216.1 | 216.4 | 216.3 | 1.5 | 0.0 |
| Mechanics' hand service tools..... | | 332216-22 | 06/83 | 223.3 | 223.5 | 223.5 | 2.3 | 0.0 |
| Edge tools, hand-operated..... | | 332216-23 | 06/96 | 136.4 | 137.4 | 137.2 | 2.6 | -0.1 |
| Dies and interchangeable cutting tools, machines/power-driven hand tools..... | | 332216-25 | 06/06 | 115.0 | - | - | - | - |
| All other miscellaneous hand tools, except handsaws..... | | 332216-27 | 12/11 | 101.1 | 101.1 | 101.1 | - | 0.0 |
| Precision measuring tools (inspection, quality control, etc.)..... | | 332216-29 | 06/83 | 188.4 | 188.4 | 188.4 | 0.1 | 0.0 |
| Saw blades and handsaws..... | | 332216-3 | 06/83 | 171.7 | 170.7 | 175.5 | 3.0 | 2.8 |
| Secondary products and miscellaneous receipts..... | | 332216-SM | | | | | | |
| Miscellaneous receipts..... | | 332216-M | 12/11 | 100.1 | 100.2 | 100.2 | - | 0.0 |
| Secondary products..... | | 332216-S | 12/11 | 101.3 | 100.8 | 101.8 | - | 1.0 |
| Architectural & structural metals mfg..... | 3323 | | 12/03 | 143.3 | 144.8 | 144.7 | 1.5 | -0.1 |
| Plate work & fabricated structural prod mfg..... | 33231 | | 12/03 | 149.9 | 152.6 | 152.5 | 2.3 | -0.1 |
| Prefabricated metal buildings and components..... | 332311 | | 12/81 | 271.7 | 271.8 | 271.7 | -1.8 | 0.0 |
| Primary products..... | | 332311-P | 12/81 | 282.8 | 282.9 | 282.9 | -1.9 | 0.0 |
| Prefabricated metal bldg & component systems (excl. farm service bldgs, resid. bldgs, & parts)..... | | 332311-1 | 12/81 | 275.8 | 277.2 | 277.2 | -2.0 | 0.0 |
| Prefabricated metal building systems (excl. farm service bldgs, resid. bldgs, and parts)..... | | 332311-11 | 06/07 | 120.6 | 120.0 | 120.0 | -5.5 | 0.0 |
| Industrial & commercial prefab metal building systems (excl farm svc bldgs, residential, parts)..... | | 332311-12 | 06/07 | 135.8 | 136.7 | 136.7 | -1.4 | 0.0 |
| Other prefabricated and portable metal buildings and parts..... | | 332311-3 | 12/81 | 296.5 | 293.3 | 293.3 | -1.7 | 0.0 |
| Other prefabricated & portable buildings, steel and aluminum..... | | 332311-33 | 12/97 | 214.3 | 214.3 | 214.3 | 0.4 | 0.0 |
| Panels, parts, and sections for prefabricated buildings, steel and aluminum..... | | 332311-34 | 12/81 | 246.5 | 242.8 | 242.8 | -2.2 | 0.0 |
| Secondary products and miscellaneous receipts..... | | 332311-SM | | | | | | |
| Fabricated structural metal mfg..... | 332312 | | 12/03 | 142.3 | 146.0 | 145.4 | 3.8 | -0.4 |
| Primary products..... | | 332312-P | 06/82 | 194.1 | 199.9 | 200.5 | 5.1 | 0.3 |
| Fabricated structural metal bar joists and concrete reinforcing bars..... | | 332312-1 | 06/82 | 179.9 | 183.1 | 182.6 | 2.5 | -0.3 |
| Fabricated structural metal for bridges..... | | 332312-3Z | 06/82 | 185.9 | 189.5 | 202.7 | 12.4 | 7.0 |
| Fabricated structural iron and steel for industrial buildings metal bar joists, short span..... | | 332312-11 | 06/11 | 93.8 | 96.0 | 95.9 | -4.1 | -0.1 |
| Fabricated structural iron & steel for commercial, residential, institutional, & public bldgs..... | | 332312-12 | 06/11 | 104.4 | 106.2 | 105.8 | 5.8 | -0.4 |
| Other fabricated structural metal..... | | 332312-5 | 06/82 | 226.3 | 240.5 | 242.0 | 10.4 | 0.6 |
| Secondary products and miscellaneous receipts..... | | 332312-SM | | | | | | |
| Miscellaneous receipts..... | | 332312-M | 06/87 | 163.8 | - | 155.9 | -5.6 | - |
| Secondary products..... | | 332312-S | 06/82 | 248.1 | 249.1 | 249.5 | 4.4 | 0.2 |
| Plate work manufacturing..... | 332313 | | 12/03 | 141.6 | 142.0 | 144.1 | 1.6 | 1.5 |
| Primary products..... | | 332313-P | 12/03 | 142.5 | 142.6 | 145.3 | 1.7 | 1.9 |
| Fabricated plate work (stacks and weldments)..... | | 332313-0 | 03/80 | 216.1 | 216.3 | 220.3 | 1.6 | 1.8 |
| Secondary products and miscellaneous receipts..... | | 332313-SM | | | | | | |
| Secondary products..... | | 332313-S | 03/80 | 225.8 | 230.2 | 229.4 | 2.1 | -0.3 |
| Ornamental & architectural metal prod mfg..... | 33232 | | 12/03 | 138.6 | 139.0 | 138.8 | 0.5 | -0.1 |

See footnotes at end of table.

Table 5. Producer price indexes for the net output of selected industries and their products, not seasonally adjusted — Continued

| Industry and product ¹ | Industry code | Product code | Index base | Index | | | Percent change to June 2012 from: | |
|--|---------------|--------------|------------|------------------------|-----------------------|------------------------|-----------------------------------|----------|
| | | | | Feb. 2012 ² | May 2012 ² | June 2012 ² | June 2011 | May 2012 |
| Metal window and door manufacturing..... | 332321 | | 06/83 | 215.1 | 215.5 | 215.9 | 2.1 | 0.2 |
| Primary products..... | | 332321-P | 06/83 | 222.9 | 223.4 | 223.9 | 2.2 | 0.2 |
| Metal doors (except storm doors)..... | | 332321-1 | 06/83 | 227.6 | 229.0 | 229.2 | 2.0 | 0.1 |
| Metal windows (except storm sash)..... | | 332321-3Z | 06/83 | 195.3 | 195.4 | 195.9 | 1.0 | 0.3 |
| Metal molding and trim and store fronts..... | | 332321-5Z | 06/83 | 396.6 | 385.1 | 390.2 | 3.7 | 1.3 |
| Metal combination screen, storm sash, and storm doors. . . | | 332321-7 | 06/83 | 174.8 | 174.3 | 174.3 | 1.5 | 0.0 |
| Metal window/door screens (exc. combos) & weather strip..... | | 332321-9 | 06/83 | 210.6 | 210.3 | - | - | - |
| Secondary products and miscellaneous receipts..... | | 332321-SM | | | | | | |
| Miscellaneous receipts..... | | 332321-M | 07/83 | 152.1 | - | - | - | - |
| Secondary products..... | | 332321-S | 06/83 | 188.5 | 189.0 | 188.9 | 3.5 | -0.1 |
| Sheet metal work manufacturing..... | 332322 | | 12/82 | 195.5 | 195.4 | 195.1 | -1.0 | -0.2 |
| Primary products..... | | 332322-P | 12/82 | 199.1 | 199.0 | 198.9 | -1.0 | -0.1 |
| Sheet metal awnings, canopies, cornices, and soffits..... | | 332322-A | 01/05 | 130.8 | 130.8 | 130.8 | - | 0.0 |
| Sheet metal electronic enclosures..... | | 332322-C | 06/11 | 99.9 | 101.2 | 99.9 | -0.1 | -1.3 |
| Steel sheet metal computer & peripheral equipment enclosures..... | | 332322-C1 | 06/11 | 97.8 | 101.1 | 97.8 | -2.2 | -3.3 |
| Aluminum sheet metal computer & peripheral equipment enclosures..... | | 332322-C2 | 06/11 | 97.1 | 96.3 | 96.9 | -3.1 | 0.6 |
| Other sheet metal electronic enclosures (excluding computers)..... | | 332322-C3 | 06/11 | 101.4 | 101.5 | 101.4 | 1.4 | -0.1 |
| Other sheet metal work..... | | 332322-G | 12/03 | 120.0 | 120.1 | 120.0 | -0.7 | -0.1 |
| Sheet metal air-conditioning ducts and stove pipe..... | | 332322-1 | 12/03 | 170.2 | 170.1 | 171.8 | 0.8 | 1.0 |
| Sheet metal culverts, flumes, irrigation pipes, etc..... | | 332322-3 | 12/03 | 208.5 | 201.7 | 205.2 | - | 1.7 |
| Sheet metal roofing and roof drainage equipment..... | | 332322-7 | 12/03 | 144.2 | 144.5 | 142.6 | -2.0 | -1.3 |
| Secondary products and miscellaneous receipts..... | | 332322-SM | | | | | | |
| Secondary products..... | | 332322-S | 12/03 | 122.6 | 122.8 | 121.4 | -0.1 | -1.1 |
| Ornamental and architectural metal work mfg..... | 332323 | | 12/83 | 241.4 | 243.8 | 242.9 | 1.5 | -0.4 |
| Primary products..... | | 332323-P | 12/83 | 254.1 | 256.8 | 254.8 | 1.1 | -0.8 |
| Metal grilles, registers, and air diffusers..... | | 332323-1 | 12/97 | 143.3 | - | 143.3 | 0.0 | - |
| Ornamental and architectural metal work..... | | 332323-3Z | 12/97 | 148.2 | 149.8 | 149.7 | 2.5 | -0.1 |
| Iron, steel, and aluminum stairs, staircases, and fire escapes..... | | 332323-3Z1 | 12/83 | 184.7 | 185.3 | 185.1 | 3.4 | -0.1 |
| Steel and aluminum fences, gates (not wire), and railings and window guards..... | | 332323-3Z2 | 12/97 | 146.4 | 149.5 | 149.5 | 1.2 | 0.0 |
| Open metal flooring, grating, and studs..... | | 332323-6 | 12/97 | 183.1 | 205.7 | 184.5 | 0.4 | -10.3 |
| Other architectural and ornamental work..... | | 332323-9 | 12/97 | 162.3 | 161.7 | 162.0 | 1.3 | 0.2 |
| Other aluminum and metal architectural and ornamental work..... | | 332323-91 | 12/88 | 155.9 | - | - | - | - |
| Other iron and steel architectural and ornamental work..... | | 332323-92 | 12/97 | 173.3 | 173.3 | 173.3 | 0.0 | 0.0 |
| Secondary products and miscellaneous receipts..... | | 332323-SM | | | | | | |
| Miscellaneous receipts..... | | 332323-M | 12/84 | 146.8 | 146.2 | 154.4 | 7.6 | 5.6 |
| Secondary products..... | | 332323-S | 12/83 | 161.6 | 164.2 | 164.5 | 2.0 | 0.2 |
| Boiler, tank & shipping container mfg..... | 3324 | | 12/03 | 142.4 | 143.0 | 142.8 | 1.1 | -0.1 |
| Power boiler & heat exchanger mfg..... | 33241 | | 12/03 | 155.8 | 156.4 | 156.3 | 1.8 | -0.1 |
| Power boiler and heat exchanger mfg..... | 332410 | | 12/03 | 155.8 | 156.4 | 156.3 | 1.8 | -0.1 |
| Primary products..... | | 332410-P | 12/03 | 155.0 | 155.6 | 155.5 | 3.5 | -0.1 |
| Fabricated heat exchangers and steam condensers (except for nuclear applications)..... | | 332410-1 | 03/80 | 324.2 | 324.8 | 324.8 | 4.6 | 0.0 |
| Steel power boilers (stationary and marine), parts and attachments (exc. for nuclear app)..... | | 332410-5 | 03/80 | 238.5 | 242.0 | 241.2 | 2.9 | -0.3 |
| Water tube steel, fire tube steam and vertical, and other power boilers (stationary and marine)..... | | 332410-51 | 06/11 | 102.5 | 103.7 | 103.7 | 3.7 | 0.0 |
| Parts and attachments for steel power boilers (sold separately) (exc. nuclear applications)..... | | 332410-52 | 06/11 | 100.6 | 102.4 | - | - | - |
| Secondary products and miscellaneous receipts..... | | 332410-SM | | | | | | |
| Miscellaneous receipts..... | | 332410-M1 | 06/11 | - | - | 85.6 | -14.4 | - |
| Secondary products..... | | 332410-S | 03/80 | 280.1 | 283.0 | 282.2 | - | -0.3 |
| Metal tank (heavy gauge) mfg..... | 33242 | | 12/03 | 142.1 | 143.5 | 143.1 | 3.0 | -0.3 |
| Metal tank, heavy gauge, mfg..... | 332420 | | 12/03 | 142.0 | 143.4 | 143.0 | 3.0 | -0.3 |
| Primary products..... | | 332420-P | 12/03 | 142.2 | 143.4 | 142.9 | 2.7 | -0.3 |
| Metal tanks, complete at factory (standard line nonpressure)..... | | 332420-C | 03/80 | 218.8 | 220.5 | 220.5 | 3.7 | 0.0 |
| Metal tanks and vessels, custom fabricated at factory, field erected..... | | 332420-E | 03/80 | 284.8 | 287.6 | 285.2 | 7.2 | -0.8 |
| Ferrous metal pressure tanks and vessels (more than 24 inch diameter and 5 cubic ft. capacity)..... | | 332420-E1 | 06/11 | 104.8 | 105.3 | 105.3 | 5.3 | 0.0 |
| All other metal tanks and vessels, custom fabricated at the factory..... | | 332420-E2 | 06/11 | 108.5 | 109.9 | 108.4 | 8.4 | -1.4 |
| Metal tanks and vessels, custom fabricated and field erected..... | | 332420-G | 03/80 | 197.6 | 196.9 | 196.2 | -1.7 | -0.4 |

See footnotes at end of table.

Table 5. Producer price indexes for the net output of selected industries and their products, not seasonally adjusted — Continued

| Industry and product ¹ | Industry code | Product code | Index base | Index | | | Percent change to June 2012 from: | |
|--|---------------|--------------|------------|------------------------|-----------------------|------------------------|-----------------------------------|----------|
| | | | | Feb. 2012 ² | May 2012 ² | June 2012 ² | June 2011 | May 2012 |
| Metal tank, heavy gauge, mfg - Continued | | | | | | | | |
| Metal tanks, complete at factory (standard line pressure)..... | | 332420-9Z | 03/80 | 204.3 | 210.2 | 210.2 | 2.6 | 0.0 |
| Secondary products and miscellaneous receipts..... | | 332420-SM | | | | | | |
| Miscellaneous receipts..... | | 332420-M | 12/86 | 219.5 | 223.8 | 223.8 | 5.6 | 0.0 |
| Secondary products..... | | 332420-S | 03/80 | 193.9 | 196.7 | 196.5 | - | -0.1 |
| Light gauge metal container mfg..... | 33243 | | 12/84 | 145.3 | 145.5 | 145.2 | -0.1 | -0.2 |
| Metal can mfg..... | 332431 | | 06/81 | 153.8 | 154.1 | 153.7 | -0.3 | -0.3 |
| Primary products..... | | 332431-P | 06/81 | 150.6 | 151.0 | 150.8 | 0.1 | -0.1 |
| Steel cans and tinware products..... | | 332431-1 | 06/81 | 212.9 | 212.7 | 212.7 | 1.3 | 0.0 |
| Aluminum cans (including lids, ends, and parts shipped separately)..... | | 332431-3 | 06/81 | 111.4 | 112.0 | 111.7 | -0.9 | -0.3 |
| Secondary products and miscellaneous receipts..... | | 332431-SM | | | | | | |
| Secondary products..... | | 332431-S | 06/81 | 184.3 | 187.3 | - | - | - |
| Other metal container manufacturing..... | 332439 | | 12/03 | 141.4 | 141.6 | 141.7 | 0.7 | 0.1 |
| Primary products..... | | 332439-P | 12/03 | 144.4 | 144.6 | 144.7 | 0.1 | 0.1 |
| Steel pails (1 to 12 gallon capacity) and fabricated steel boxes..... | | 332439-1 | 06/83 | 222.3 | 222.3 | 222.3 | 0.0 | 0.0 |
| Steel shipping barrels & drums, exc. beer barrels (more than 12 gallon capacity)..... | | 332439-3 | 06/83 | 265.9 | 267.5 | 268.0 | - | 0.2 |
| All other metal containers..... | | 332439-6 | 12/03 | 119.2 | 119.2 | 119.2 | 5.0 | 0.0 |
| Secondary products and miscellaneous receipts..... | | 332439-SM | | | | | | |
| Secondary products..... | | 332439-S | 12/03 | 120.1 | - | - | - | - |
| Hardware mfg..... | 3325 | | 12/03 | 132.2 | 132.7 | 132.6 | 1.1 | -0.1 |
| Hardware mfg..... | 33251 | | 12/03 | 132.2 | 132.7 | 132.6 | 1.1 | -0.1 |
| Hardware manufacturing..... | 332510 | | 06/85 | 177.4 | 177.9 | 177.9 | 1.1 | 0.0 |
| Primary products..... | | 332510-P | 06/85 | 174.4 | 175.1 | 175.0 | 1.3 | -0.1 |
| All other miscellaneous hardware..... | | 332510-A | 06/85 | 243.9 | 243.9 | - | - | - |
| Furniture hardware (excluding cabinet hardware)..... | | 332510-2 | 06/85 | 197.9 | 197.9 | 197.9 | 0.1 | 0.0 |
| Builders' hardware, including fabricated metal safe and vault locks, & cabinet hardware..... | | 332510-4 | 06/85 | 204.3 | 206.0 | 205.7 | 1.1 | -0.1 |
| Motor vehicle hardware (lock units, door & window handles, window regulators, hinges, etc.)..... | | 332510-6 | 06/85 | 118.9 | 118.7 | 118.9 | -0.4 | 0.2 |
| Other transportation equipment hardware (except motor vehicle hardware)..... | | 332510-7 | 06/85 | 282.8 | 283.4 | 283.4 | -0.4 | 0.0 |
| Secondary products and miscellaneous receipts..... | | 332510-SM | | | | | | |
| Miscellaneous receipts..... | | 332510-M | 07/85 | 229.8 | 229.9 | 229.8 | 0.5 | 0.0 |
| Secondary products..... | | 332510-S | 06/85 | 186.0 | 186.0 | 186.2 | -0.9 | 0.1 |
| Spring & wire product mfg..... | 3326 | | 12/03 | 153.9 | 154.3 | 154.2 | 1.4 | -0.1 |
| Spring & wire product mfg..... | 33261 | | 12/03 | 153.9 | 154.3 | 154.2 | 1.4 | -0.1 |
| Spring manufacturing..... | 332613 | | 12/11 | 100.4 | 100.9 | 100.6 | - | -0.3 |
| Primary products..... | | 332613-P | 12/11 | 100.4 | 100.8 | 100.5 | - | -0.3 |
| Heavy gauge springs..... | | 332613-1 | 06/81 | 190.2 | 191.0 | - | - | - |
| Hot formed steel springs, except wire..... | | 332613-11 | 06/81 | 215.6 | 216.1 | - | - | - |
| Cold formed steel springs, except wire..... | | 332613-13 | 06/81 | 157.9 | 158.9 | - | - | - |
| Light gauge springs..... | | 332613-2 | 12/82 | 171.9 | 172.5 | 172.5 | 1.2 | 0.0 |
| Precision mechanical wire springs..... | | 332613-22 | 12/82 | 182.0 | 182.0 | 182.0 | 1.5 | 0.0 |
| Precision mechanical extension- and torsion-type wire springs..... | | 332613-221 | 06/01 | 156.4 | 156.4 | 156.3 | 2.2 | -0.1 |
| Precision mechanical compression-type wire springs..... | | 332613-222 | 06/01 | 120.1 | 120.1 | 120.1 | 0.8 | 0.0 |
| Other wire springs, including spring units for box springs, innerspring mattresses, etc..... | | 332613-24 | 12/82 | 163.8 | 165.1 | 165.1 | 1.2 | 0.0 |
| Secondary products and miscellaneous receipts..... | | 332613-SM | | | | | | |
| Miscellaneous receipts..... | | 332613-M | 12/11 | 100.3 | 102.5 | 102.5 | - | 0.0 |
| Secondary products..... | | 332613-S | 12/11 | 100.2 | 100.4 | 100.4 | - | 0.0 |
| Other fabricated wire product mfg..... | 332618 | | 12/82 | 223.0 | 223.3 | 223.4 | 1.6 | 0.0 |
| Primary products..... | | 332618-P | 12/82 | 213.7 | 214.1 | 214.2 | 1.8 | 0.0 |
| Other ferrous wire products, excluding springs, made from purchased wire..... | | 332618-B | 12/82 | 230.7 | 230.9 | 231.2 | 3.4 | 0.1 |
| Noninsulated ferrous wire rope, cable, forms and strand, made from purchased wire..... | | 332618-1 | 12/82 | 203.7 | 203.0 | 203.3 | 0.0 | 0.1 |
| Other fabricated wire products, made from purchased wire..... | | 332618-2 | 06/85 | 101.3 | 101.3 | 101.3 | -1.7 | 0.0 |
| Ferrous wire cloth and other ferrous woven wire products, made from purchased wire..... | | 332618-3 | 12/82 | 157.2 | 157.2 | 156.2 | 1.7 | -0.6 |
| Nonferrous wire cloth and other nonferrous woven wire products, made from purchased wire..... | | 332618-5 | 12/82 | 173.4 | 175.1 | 177.5 | 2.0 | 1.4 |
| Steel nails, staples, tacks, spikes, and brads, made from purchased wire..... | | 332618-9 | 12/03 | 153.5 | 158.3 | - | - | - |
| Secondary products and miscellaneous receipts..... | | 332618-SM | | | | | | |

See footnotes at end of table.

Table 5. Producer price indexes for the net output of selected industries and their products, not seasonally adjusted — Continued

| Industry and product ¹ | Industry code | Product code | Index base | Index | | | Percent change to June 2012 from: | |
|--|---------------|--------------|------------|------------------------|-----------------------|------------------------|-----------------------------------|----------|
| | | | | Feb. 2012 ² | May 2012 ² | June 2012 ² | June 2011 | May 2012 |
| Other fabricated wire product mfg - Continued | | | | | | | | |
| Miscellaneous receipts..... | | 332618-M | 12/82 | 236.6 | 236.7 | 236.6 | 2.6 | 0.0 |
| Secondary products..... | | 332618-S | 12/82 | 486.0 | 486.4 | 486.8 | -1.4 | 0.1 |
| Mach shops, turn prod, screw, nut, bolt mfg..... | 3327 | | 12/03 | 131.6 | 131.7 | 131.4 | 0.9 | -0.2 |
| Machine shops..... | 33271 | | 12/03 | 127.2 | 127.5 | 127.4 | 1.0 | -0.1 |
| Machine shops..... | 332710 | | 06/84 | 169.2 | 169.6 | 169.4 | 1.0 | -0.1 |
| Primary products..... | | 332710-P | 06/84 | 166.6 | 167.1 | 166.9 | 1.2 | -0.1 |
| Machine shop job work and job order repairs..... | | 332710-0 | 06/84 | 165.4 | 165.9 | 165.7 | 1.2 | -0.1 |
| Secondary products and miscellaneous receipts..... | | 332710-SM | | | | | | |
| Secondary products..... | | 332710-S | 06/84 | 176.6 | 176.8 | 176.7 | -0.2 | -0.1 |
| Turned product & screw, nut & bolt mfg..... | 33272 | | 12/84 | 173.1 | 172.9 | 172.4 | 0.8 | -0.3 |
| Precision turned product mfg..... | 332721 | | 12/83 | 185.4 | 185.1 | 184.4 | 0.2 | -0.4 |
| Primary products..... | | 332721-P | 12/83 | 168.3 | 168.1 | 168.0 | 0.4 | -0.1 |
| Precision turned products, automotive..... | | 332721-1 | 12/83 | 148.7 | 148.9 | 148.5 | 0.9 | -0.3 |
| Precision turned products, except automotive..... | | 332721-3 | 12/83 | 178.5 | 178.1 | 178.1 | 0.2 | 0.0 |
| Secondary products and miscellaneous receipts..... | | 332721-SM | | | | | | |
| Miscellaneous receipts..... | | 332721-M | 12/88 | 398.2 | - | - | - | - |
| Secondary products..... | | 332721-S | 12/83 | 199.4 | 199.6 | 199.6 | 3.0 | 0.0 |
| Bolt, nut, screw, rivet, and washer mfg..... | 332722 | | 06/82 | 174.7 | 174.4 | 174.1 | 1.4 | -0.2 |
| Primary products..... | | 332722-P | 06/82 | 178.1 | 177.8 | 177.5 | 1.5 | -0.2 |
| Products (except fasteners), made by cold-, warm- or hot-heading processes..... | | 332722-A | 06/82 | 200.5 | 201.2 | 201.2 | 4.3 | 0.0 |
| Aircraft fasteners, except plastics (including aerospace)..... | | 332722-1 | 06/82 | 278.2 | 278.0 | 276.5 | 2.4 | -0.5 |
| Externally threaded metal fasteners (except aircraft types)..... | | 332722-3 | 06/82 | 155.6 | 155.4 | 155.1 | 0.6 | -0.2 |
| Hex bolts, including heavy, tap-and-joint (excluding high-strength structural & aircraft types)..... | | 332722-3122 | 06/82 | 157.2 | 156.4 | 155.4 | -0.5 | -0.6 |
| Other metal bolts, including square, round, plow, high-strength structural, & bent bolts..... | | 332722-3133 | 12/99 | 173.1 | 172.4 | 172.4 | 1.1 | 0.0 |
| Cap, set, machine, lag, flange, and self-locking screws (except aircraft types)..... | | 332722-3144 | 12/87 | 173.5 | 173.5 | 173.0 | 0.1 | -0.3 |
| Tapping screws and wood screws (except aircraft types)..... | | 332722-3155 | 06/82 | 160.4 | 160.4 | 160.4 | 1.3 | 0.0 |
| Other externally threaded metal fasteners, including studs (except aircraft types)..... | | 332722-3199 | 12/99 | 109.2 | 110.1 | 110.1 | 1.7 | 0.0 |
| Internally threaded fasteners (except aircraft types)..... | | 332722-5 | 06/82 | 125.6 | 123.2 | 123.2 | -1.4 | 0.0 |
| Nonthreaded metal fasteners (except aircraft types)..... | | 332722-7Y | 06/82 | 177.0 | 177.4 | 179.2 | 2.4 | 1.0 |
| Secondary products and miscellaneous receipts..... | | 332722-SM | | | | | | |
| Miscellaneous receipts..... | | 332722-M | 06/82 | 170.1 | 169.8 | 169.3 | 0.5 | -0.3 |
| Secondary products..... | | 332722-S | 06/82 | 116.8 | 116.8 | 116.8 | 0.7 | 0.0 |
| Coating/engrave/heat treating & other activity..... | 3328 | | 12/03 | 126.6 | 126.5 | 126.4 | -0.4 | -0.1 |
| Coating/engrave/heat treating & other activity..... | 33281 | | 12/84 | 174.1 | 174.0 | 173.9 | -0.5 | -0.1 |
| Metal heat treating..... | 332811 | | 06/85 | 156.2 | 154.7 | 153.3 | -4.0 | -0.9 |
| Primary products..... | | 332811-P | 06/85 | 158.7 | 157.1 | 155.6 | -4.2 | -1.0 |
| Heat treating of metal for the trade (pickling, annealing, etc.)..... | | 332811-0 | 06/85 | 158.7 | 157.1 | 155.6 | -4.2 | -1.0 |
| Secondary products and miscellaneous receipts..... | | 332811-SM | | | | | | |
| Secondary products..... | | 332811-S | 06/85 | 136.0 | 136.0 | 136.0 | 0.0 | 0.0 |
| Metal coating and nonprecious engraving..... | 332812 | | 12/84 | 157.9 | 158.2 | 158.6 | 0.9 | 0.3 |
| Primary products..... | | 332812-P | 12/84 | 162.6 | 162.9 | 163.3 | 0.9 | 0.2 |
| Metal coating, engraving, and allied services..... | | 332812-0 | 12/84 | 162.6 | 162.9 | 163.3 | 0.9 | 0.2 |
| Secondary products and miscellaneous receipts..... | | 332812-SM | | | | | | |
| Miscellaneous receipts..... | | 332812-M | 12/89 | 113.2 | 114.7 | 114.7 | 2.6 | 0.0 |
| Secondary products..... | | 332812-S | 12/84 | 98.0 | 98.7 | 98.6 | -0.2 | -0.1 |
| Electroplating, anodizing and coloring metal..... | 332813 | | 12/84 | 187.7 | 188.1 | 188.1 | -0.2 | 0.0 |
| Primary products..... | | 332813-P | 12/84 | 190.3 | 190.7 | 190.8 | -0.1 | 0.1 |
| Electroplating, plating, polishing, anodizing and coloring..... | | 332813-0 | 12/84 | 190.3 | 190.7 | 190.8 | -0.1 | 0.1 |
| Secondary products and miscellaneous receipts..... | | 332813-SM | | | | | | |
| Secondary products..... | | 332813-S | 12/84 | 168.7 | 168.0 | 167.3 | -1.2 | -0.4 |
| Other fabricated metal product mfg..... | 3329 | | 12/03 | 144.4 | 145.1 | 145.9 | 2.6 | 0.6 |
| Metal valve mfg..... | 33291 | | 12/03 | 147.8 | 149.3 | 149.7 | 3.7 | 0.3 |
| Industrial valve manufacturing..... | 332911 | | 06/91 | 207.2 | 209.9 | 210.0 | 4.7 | 0.0 |
| Primary products..... | | 332911-P | 06/91 | 211.8 | 214.8 | 214.9 | 5.1 | 0.0 |
| All other miscellaneous industrial valves..... | | 332911-B | 06/91 | 194.6 | 195.4 | 195.2 | 6.3 | -0.1 |
| Automatic regulating and control valves and parts (except nuclear), power operated..... | | 332911-F | 12/82 | 254.8 | 255.1 | 255.2 | 2.9 | 0.0 |
| Solenoid-operated valves and parts, except nuclear and fluid power transfer..... | | 332911-H | 12/82 | 275.9 | 279.3 | 281.8 | 3.4 | 0.9 |

See footnotes at end of table.

Table 5. Producer price indexes for the net output of selected industries and their products, not seasonally adjusted — Continued

| Industry and product ¹ | Industry code | Product code | Index base | Index | | | Percent change to June 2012 from: | |
|--|---------------|--------------|------------|------------------------|-----------------------|------------------------|-----------------------------------|----------|
| | | | | Feb. 2012 ² | May 2012 ² | June 2012 ² | June 2011 | May 2012 |
| Industrial valve manufacturing - Continued | | | | | | | | |
| Gates, globes, and angles..... | | 332911-1 | 06/91 | 237.6 | 242.7 | 243.7 | 5.5 | 0.4 |
| Industrial valves for water works and municipal equipment (IBBM, AWWA, and UL)..... | | 332911-3Z | 06/91 | 262.1 | 263.8 | 263.8 | 1.6 | 0.0 |
| Industrial ball valves (all metals, pressures, and types), incl. manual & power operated..... | | 332911-5Z | 06/91 | 241.4 | 249.0 | 248.0 | 11.2 | -0.4 |
| Industrial butterfly valves (all metals, pressures, and types), incl. manual & power operated..... | | 332911-7Z | 06/91 | 167.3 | 171.7 | 171.4 | 2.8 | -0.2 |
| Industrial plug valves (all metals, pressures, and types)... | | 332911-9Z | 12/82 | 211.0 | 211.0 | 211.0 | 3.4 | 0.0 |
| Secondary products and miscellaneous receipts..... | | 332911-SM | | | | | | |
| Secondary products..... | | 332911-S | 06/91 | 185.4 | 186.5 | 186.5 | 3.4 | 0.0 |
| Fluid power valve and hose fitting mfg..... | 332912 | | 06/91 | 190.5 | 192.7 | 193.0 | 3.9 | 0.2 |
| Primary products..... | | 332912-P | 06/91 | 190.8 | 194.9 | 195.3 | 4.7 | 0.2 |
| Nonaerospace type pneumatic valves, except directional control..... | | 332912-BY | 12/98 | 156.6 | 157.4 | 159.2 | 3.4 | 1.1 |
| Parts for fluid power valves..... | | 332912-DZ | 06/91 | 169.0 | 168.9 | 170.5 | 2.6 | 0.9 |
| Nonaerospace type flared (metal) fittings, couplings and assemblies..... | | 332912-HZ | 06/91 | 187.3 | 187.3 | 187.3 | 6.9 | 0.0 |
| Nonaerospace type flareless fittings and couplings (incl. nonmetal fittings)..... | | 332912-JZ | 06/91 | 172.3 | 172.3 | 172.3 | 1.0 | 0.0 |
| Nonaerospace type hydraulic and pneumatic fittings and couplings for hose..... | | 332912-L | 06/91 | 208.1 | 208.1 | 208.1 | 9.8 | 0.0 |
| Aerospace type hydraulic fluid power valves..... | | 332912-1 | 06/91 | 142.8 | 142.8 | 142.8 | -5.7 | 0.0 |
| Nonaerospace type hydraulic directional control valves..... | | 332912-5 | 06/91 | 174.5 | 174.4 | 174.3 | 2.8 | -0.1 |
| Nonaerospace type hydraulic valves, except directional control..... | | 332912-7 | 12/98 | 168.3 | 170.3 | 169.1 | 3.2 | -0.7 |
| Nonaerospace type pneumatic directional control valves..... | | 332912-9 | 06/91 | 177.3 | 179.1 | 180.0 | 2.4 | 0.5 |
| Secondary products and miscellaneous receipts..... | | 332912-SM | | | | | | |
| Miscellaneous receipts..... | | 332912-M | 12/98 | 149.5 | 149.5 | 149.5 | 3.5 | 0.0 |
| Secondary products..... | | 332912-S1 | 12/11 | 100.8 | 95.0 | 95.3 | - | 0.3 |
| Plumbing fixture fitting and trim mfg..... | 332913 | | 06/83 | 250.6 | 251.8 | 251.8 | 1.3 | 0.0 |
| Primary products..... | | 332913-P | 06/83 | 255.5 | 256.6 | 256.6 | 1.1 | 0.0 |
| One-, two-, and 3-handle plumbing fixture controls, fittings, and antiscald valves..... | | 332913-2Y | 06/83 | 224.4 | 224.4 | 224.4 | 0.2 | 0.0 |
| Metal and nonmetal lavatory and sink fittings, excluding single control..... | | 332913-4Y | 06/98 | 132.4 | 132.4 | 132.4 | 1.7 | 0.0 |
| Miscellaneous metal and nonmetal plumbing fixtures, fittings, and trim, incl. lawn sprinklers..... | | 332913-6 | 06/83 | 285.0 | 288.7 | 288.7 | 1.9 | 0.0 |
| Secondary products and miscellaneous receipts..... | | 332913-SM | | | | | | |
| Miscellaneous receipts..... | | 332913-M | 06/07 | 111.7 | - | - | - | - |
| Secondary products..... | | 332913-S | 06/83 | 322.1 | 334.1 | 334.2 | 3.4 | 0.0 |
| Other metal valve and pipe fitting mfg..... | 332919 | | 12/82 | 240.4 | 241.1 | 244.8 | 2.7 | 1.5 |
| Primary products..... | | 332919-P | 12/82 | 249.4 | 250.3 | 254.9 | 3.2 | 1.8 |
| Metal fittings, flanges, and unions for piping systems..... | | 332919-4 | 12/82 | 294.8 | 296.2 | 298.8 | 2.5 | 0.9 |
| Secondary products and miscellaneous receipts..... | | 332919-SM | | | | | | |
| Secondary products..... | | 332919-S | 12/82 | 188.3 | 188.3 | 188.3 | -0.1 | 0.0 |
| All other fabricated metal product mfg..... | 332999 | | 12/03 | 141.5 | 141.9 | 142.8 | 1.8 | 0.6 |
| Ball and roller bearing manufacturing..... | 332991 | | 06/83 | 242.7 | 243.3 | 249.2 | 3.5 | 2.4 |
| Primary products..... | | 332991-P | 06/83 | 239.8 | 240.4 | 246.0 | 3.6 | 2.3 |
| Ball bearings, complete, unmounted..... | | 332991-1 | 06/83 | 233.0 | 235.0 | 235.8 | 2.0 | 0.3 |
| Tapered roller bearings (including cups & cones), unmounted..... | | 332991-3 | 06/83 | 228.8 | 228.6 | 238.6 | 4.6 | 4.4 |
| Other roller bearings, unmounted..... | | 332991-5 | 06/83 | 277.6 | 277.6 | 285.5 | 5.2 | 2.8 |
| Mounted bearings, except plain..... | | 332991-7 | 06/83 | 289.4 | 289.4 | 297.3 | 2.7 | 2.7 |
| Parts and components for ball and roller bearings, including balls and rollers, sold separately..... | | 332991-9 | 06/83 | 190.5 | 190.6 | 191.1 | 2.6 | 0.3 |
| Secondary products and miscellaneous receipts..... | | 332991-SM | | | | | | |
| Small arms ammunition mfg..... | 332992 | | 06/85 | 215.9 | 218.8 | 218.4 | -1.0 | -0.2 |
| Primary products..... | | 332992-P | 06/85 | 244.1 | 249.0 | 248.4 | -1.5 | -0.2 |
| Small arms ammunition..... | | 332992-0 | 12/06 | 153.2 | 156.3 | 155.9 | -1.5 | -0.3 |
| Small arms cartridges and shells..... | | 332992-0A | 06/85 | 232.0 | 235.3 | 237.0 | -1.1 | 0.7 |
| All other ammo products, incl. industrial shells & cartridges, air gun ammo, percussion caps..... | | 332992-07 | 06/02 | 146.3 | 148.9 | 146.7 | 0.3 | -1.5 |
| Secondary products and miscellaneous receipts..... | | 332992-SM | | | | | | |
| Miscellaneous receipts..... | | 332992-M | 06/02 | 168.7 | 168.7 | 168.7 | 0.0 | 0.0 |
| Ammunition, except small arms, manufacturing..... | 332993 | | 12/85 | 209.6 | 210.8 | 211.0 | 1.4 | 0.1 |
| Primary products..... | | 332993-P | 12/85 | 190.0 | 191.7 | 192.0 | 2.7 | 0.2 |
| Ammunition (excluding small arms), more than 30 mm (1.18 inch)..... | | 332993-0 | 12/85 | 190.0 | 191.7 | 192.0 | 2.7 | 0.2 |
| Secondary products and miscellaneous receipts..... | | 332993-SM | | | | | | |
| Fabricated pipe and pipe fitting mfg..... | 332996 | | 06/81 | 294.6 | 295.1 | 298.8 | 3.8 | 1.3 |

See footnotes at end of table.

Table 5. Producer price indexes for the net output of selected industries and their products, not seasonally adjusted — Continued

| Industry and product ¹ | Industry code | Product code | Index base | Index | | | Percent change to June 2012 from: | |
|--|---------------|--------------|------------|------------------------|-----------------------|------------------------|-----------------------------------|----------|
| | | | | Feb. 2012 ² | May 2012 ² | June 2012 ² | June 2011 | May 2012 |
| Fabricated pipe and pipe fitting mfg - Continued | | | | | | | | |
| Primary products..... | | 332996-P | 06/81 | 270.7 | 271.2 | 275.1 | 5.0 | 1.4 |
| Fabricated pipe and pipe fittings made from purchased pipe..... | | 332996-0 | 12/02 | 179.0 | 179.3 | 181.9 | 5.0 | 1.5 |
| Secondary products and miscellaneous receipts..... | | 332996-SM | | | | | | |
| Miscellaneous receipts..... | | 332996-M | 08/81 | 781.1 | 781.1 | 783.3 | -2.0 | 0.3 |
| Secondary products..... | | 332996-S | 04/82 | 197.9 | 201.7 | 205.7 | 2.1 | 2.0 |
| Miscellaneous fabricated metal product mfg..... 332999 | | | | | | | | |
| Primary products..... | | 332999-P | 12/03 | 130.6 | 130.6 | 130.5 | 1.1 | -0.1 |
| All other miscellaneous fabricated metal products..... | | 332999-H | 06/85 | 172.8 | 172.7 | 172.7 | 0.3 | 0.0 |
| Industrial patterns..... | | 332999-6 | 12/84 | 166.7 | 168.0 | 168.3 | 2.3 | 0.2 |
| All other industrial patterns, except shoe patterns..... | | 332999-62 | 12/84 | 169.1 | — | 173.3 | — | — |
| Enameled iron and metal sanitary ware..... | | 332999-8 | 12/80 | 230.0 | 230.0 | 230.0 | 1.8 | 0.0 |
| Secondary products and miscellaneous receipts..... | | 332999-SM | | | | | | |
| Miscellaneous receipts..... | | 332999-M | 12/03 | 113.5 | 113.2 | 111.9 | 2.6 | -1.1 |
| Secondary products..... | | 332999-S | 12/03 | 114.6 | 116.2 | 116.5 | 0.9 | 0.3 |
| Small arms, ordnance, and ordnance accessories mfg..... 33299T | | | | | | | | |
| Primary products..... | | 33299T-P | 12/11 | 100.0 | 100.3 | 101.2 | — | 0.9 |
| Other small arms, 30 mm or less, or 1.18 inch or less..... | | 33299T-4 | 12/11 | 99.9 | 100.3 | 101.3 | — | 1.0 |
| Ordnance and ordnance accessories..... | | 33299T-7 | 12/04 | 110.9 | 111.7 | 111.8 | -0.5 | 0.1 |
| Secondary products and miscellaneous receipts..... | | 33299T-SM | 12/85 | 200.0 | 200.0 | 204.7 | 0.2 | 2.4 |
| Miscellaneous receipts..... | | 33299T-M | 12/11 | 100.2 | 100.4 | 100.4 | — | 0.0 |
| Machinery manufacturing..... 333 | | | | | | | | |
| Agricultural, construction, and mining machinery mfg..... | 3331 | | 12/03 | 125.6 | 126.1 | 126.2 | 2.2 | 0.1 |
| Agricultural implement manufacturing..... | 33311 | | 12/03 | 131.2 | 131.1 | 131.2 | 2.5 | 0.1 |
| Farm machinery and equipment manufacturing..... | 333111 | | 12/03 | 123.8 | 123.8 | 124.0 | 2.0 | 0.2 |
| Primary products..... | | 333111-P | 12/82 | 199.0 | 199.8 | 200.0 | 2.2 | 0.1 |
| Haying machinery and attachments..... | | 333111-A | 12/82 | 201.9 | 202.7 | 202.9 | 2.3 | 0.1 |
| Parts for farm machinery, for sale separately..... | | 333111-C | 12/82 | 202.3 | 202.9 | 202.9 | 2.6 | 0.0 |
| Farm plows, harrows, rollers, pulverizers, etc., and attachments..... | | 333111-E | 12/82 | 178.0 | 180.4 | 180.3 | 4.5 | -0.1 |
| All other farm machinery and equipment, excluding parts, including attachments..... | | 333111-G | 12/02 | 164.3 | 165.1 | 165.1 | 3.1 | 0.0 |
| Commercial turf and grounds care equipment, including parts and attachments..... | | 333111-J | 12/82 | 237.1 | 239.1 | 241.3 | 3.3 | 0.9 |
| Farm-type (power take-off hp) wheel tractors (2/4-wheel drive)(with or without attachments)..... | | 333111-1 | 12/82 | 200.4 | 201.0 | 200.9 | 1.4 | 0.0 |
| Farm dairy equipment, sprayers and dusters, farm blowers, and attachments..... | | 333111-4 | 12/82 | 188.6 | 188.6 | 188.6 | 1.8 | 0.0 |
| Planting, seeding, and fertilizing machinery and attachments..... | | 333111-7 | 12/82 | 213.1 | 213.4 | 213.9 | 1.9 | 0.2 |
| Harvesting machinery (except hay and straw) and attachments..... | | 333111-9 | 12/82 | 193.1 | 195.4 | 194.3 | 1.9 | -0.6 |
| Secondary products and miscellaneous receipts..... | | 333111-SM | | | | | | |
| Miscellaneous receipts..... | | 333111-M | 12/82 | 205.5 | 205.5 | 205.5 | 1.5 | 0.0 |
| Secondary products..... | | 333111-S | 12/82 | 142.8 | 144.7 | 144.7 | 1.2 | 0.0 |
| Lawn and garden equipment manufacturing..... 333112 | | | | | | | | |
| Primary products..... | | 333112-P | 12/82 | 192.1 | 192.5 | 192.4 | 1.9 | -0.1 |
| Consumer nonriding lawn, garden, and snow equipment. . . | | 333112-1 | 12/82 | 124.9 | 125.0 | 124.8 | 3.1 | -0.2 |
| Consumer riding lawn, garden, and snow equipment. . . . | | 333112-3 | 12/82 | 136.3 | 134.8 | 135.0 | 1.2 | 0.1 |
| Parts and attachments for consumer lawn, garden, and snow equipment..... | | 333112-7 | 06/03 | 138.3 | 136.6 | 136.9 | 1.1 | 0.2 |
| Secondary products and miscellaneous receipts..... | | 333112-SM | | | | | | |
| Miscellaneous receipts..... | | 333112-M | 06/03 | 110.5 | 110.6 | 112.3 | 5.7 | 1.5 |
| Secondary products..... | | 333112-S | 12/82 | 112.6 | 112.6 | — | — | — |
| Construction machinery manufacturing..... 33312 | | | | | | | | |
| Primary products..... | | 333120-P | 12/80 | 124.9 | 125.0 | 124.8 | 3.1 | -0.2 |
| Power cranes, loaders, dozers, tractors, off-highway trucks, mixers, pavers, backhoes, etc..... | | 333120-1 | 12/03 | 131.9 | 131.1 | 131.4 | 3.3 | 0.2 |
| Power cranes, draglines, and shovels (including surface mining equip.)(excluding parts)..... | | 333120-11 | 12/99 | 235.7 | 234.3 | 234.8 | 3.3 | 0.2 |
| Mixers, pavers, and related equipment (excluding parts)..... | | 333120-12 | 12/80 | 227.4 | 226.8 | 227.4 | 3.8 | 0.3 |
| Off-highway trucks, haulers, truck-type tractor chassis, trailers, etc. (excluding parts)..... | | 333120-13 | 12/03 | 129.6 | 129.0 | 129.2 | 4.4 | 0.2 |
| Tractor shovel loaders (skid steer, wheel, crawler, and integral design backhoes)..... | | 333120-14 | 12/80 | 134.9 | 132.8 | 133.4 | 1.3 | 0.5 |
| Construction wheel and crawler tractors, dozers, self-propelled log skidders, etc..... | | 333120-15 | 12/03 | 194.4 | 194.4 | 194.4 | 2.3 | 0.0 |
| | | | | 143.2 | 144.8 | 144.8 | 9.8 | 0.0 |
| | | | | 232.9 | 233.9 | 234.6 | 8.5 | 0.3 |
| | | | | 128.4 | 128.6 | 130.4 | 6.2 | 1.4 |

See footnotes at end of table.

Table 5. Producer price indexes for the net output of selected industries and their products, not seasonally adjusted — Continued

| Industry and product ¹ | Industry code | Product code | Index base | Index | | | Percent change to June 2012 from: | |
|--|---------------|--------------|------------|------------------------|-----------------------|------------------------|-----------------------------------|----------|
| | | | | Feb. 2012 ² | May 2012 ² | June 2012 ² | June 2011 | May 2012 |
| Construction machinery manufacturing - Continued | | | | | | | | |
| Graders, rollers and compactors, forklifts, scrapers, trenchers, etc. (excluding parts)..... | | 333120-16 | 12/03 | 139.4 | 138.4 | 135.2 | 7.5 | -2.3 |
| Construction machinery for mounting (excluding parts, winches, snow clearing attach.)..... | | 333120-17 | 12/99 | 131.6 | 131.5 | 131.7 | 1.7 | 0.2 |
| Other construction machinery and equipment (excluding parts)..... | | 333120-8 | 12/03 | 137.0 | 136.5 | 138.0 | 2.5 | 1.1 |
| Parts for construction machinery and equipment, sold separately..... | | 333120-9 | 12/99 | 136.3 | 138.0 | 137.9 | 2.1 | -0.1 |
| Secondary products and miscellaneous receipts..... | | 333120-SM | | | | | | |
| Miscellaneous receipts..... | | 333120-M | 12/80 | 378.6 | 368.6 | 368.4 | 0.2 | -0.1 |
| Secondary products..... | | 333120-S | 12/80 | 240.7 | 241.1 | 241.2 | 1.6 | 0.0 |
| Mining and oil and gas field machinery mfg..... | 33313 | | 12/03 | 149.0 | 149.7 | 149.8 | 2.3 | 0.1 |
| Mining machinery and equipment manufacturing..... | 333131 | | 06/81 | 250.6 | 251.9 | 252.5 | 3.5 | 0.2 |
| Primary products..... | | 333131-P | 06/81 | 262.9 | 264.5 | 265.2 | 4.2 | 0.3 |
| Underground mining machinery (except parts sold separately)..... | | 333131-1 | 06/81 | 284.0 | 284.0 | 286.4 | 5.7 | 0.8 |
| Mineral processing & beneficiation machinery (except parts sold separately)..... | | 333131-3 | 06/81 | 287.9 | 292.7 | 292.7 | 1.1 | 0.0 |
| Crushing, pulverizing & screening machinery (except parts sold separately)..... | | 333131-5 | 06/81 | 295.7 | 295.7 | 295.7 | 0.9 | 0.0 |
| Drills and other mining machinery (except parts sold separately)..... | | 333131-7 | 06/81 | 271.7 | 271.7 | 274.6 | 3.3 | 1.1 |
| Parts and attachments for mining machinery and equipment (sold separately)..... | | 333131-9 | 06/81 | 241.5 | 243.1 | 243.2 | 4.6 | 0.0 |
| Secondary products and miscellaneous receipts..... | | 333131-SM | | | | | | |
| Miscellaneous receipts..... | | 333131-M | 06/81 | 200.6 | 200.6 | 200.6 | 0.5 | 0.0 |
| Secondary products..... | | 333131-S | 06/81 | 203.9 | 203.9 | 203.9 | - | 0.0 |
| Oil and gas field machinery and equipment mfg..... | 333132 | | 12/80 | 257.9 | 259.1 | 259.1 | 1.8 | 0.0 |
| Primary products..... | | 333132-P | 12/80 | 254.3 | 255.5 | 255.5 | 1.8 | 0.0 |
| Rotary oil and gas field drilling machinery and equipment..... | | 333132-1 | 12/86 | 268.4 | 270.3 | 270.3 | 1.2 | 0.0 |
| Other oil and gas field drilling machinery and equipment..... | | 333132-3Z | 12/86 | 245.2 | 247.9 | 247.4 | 2.5 | -0.2 |
| Other oil and gas field drilling machinery and equipment (except parts sold separately)..... | | 333132-3Z1 | 12/10 | 102.2 | 103.7 | 103.7 | 3.1 | 0.0 |
| Parts and attachments for other oil and gas field drilling machinery and equipment..... | | 333132-3Z2 | 12/10 | 101.1 | 101.7 | 101.1 | 1.7 | -0.6 |
| Oil and gas field production machinery and equipment (except pumps)..... | | 333132-5Z | 12/80 | 204.2 | 204.4 | 204.6 | 2.3 | 0.1 |
| Oil and gas field production machinery and equipment (except pumps and parts sold separately)..... | | 333132-5Z1 | 12/10 | 106.0 | 106.0 | 106.0 | 2.4 | 0.0 |
| Parts and attachments for oil and gas field production machinery and equipment (except pumps)..... | | 333132-5Z2 | 12/10 | 101.4 | 101.9 | 102.2 | 0.8 | 0.3 |
| Oil and gas field derricks and well surveying machinery..... | | 333132-9 | 12/86 | 103.6 | 104.9 | 104.9 | 3.8 | 0.0 |
| Secondary products and miscellaneous receipts..... | | 333132-SM | | | | | | |
| Miscellaneous receipts..... | | 333132-M | 12/80 | 322.3 | 322.5 | 322.6 | 1.2 | 0.0 |
| Secondary products..... | | 333132-S | 12/80 | 187.6 | 188.1 | 188.1 | 1.2 | 0.0 |
| Industrial machinery manufacturing..... | 3332 | | 12/84 | 169.4 | 169.9 | 169.8 | 1.1 | -0.1 |
| Other industrial machinery manufacturing..... | 33324 | | 12/84 | 167.1 | 167.6 | 167.5 | 1.2 | -0.1 |
| Food product machinery manufacturing..... | 333241 | | 12/83 | 235.2 | 238.1 | 239.1 | 2.5 | 0.4 |
| Primary products..... | | 333241-P | 12/83 | 241.3 | 244.6 | 245.4 | 2.5 | 0.3 |
| Dairy and milk products plant machinery and equipment..... | | 333241-1 | 12/83 | 224.0 | 223.0 | 223.3 | 1.0 | 0.1 |
| Commercial food products machinery (except packaging and cooking equipment)..... | | 333241-3 | 12/83 | 216.4 | 221.8 | 222.4 | 3.2 | 0.3 |
| Industrial food products machinery for processing foods, beverages, & animal & fowl feed..... | | 333241-5 | 12/83 | 248.8 | 250.5 | 251.6 | 2.3 | 0.4 |
| Secondary products and miscellaneous receipts..... | | 333241-SM | | | | | | |
| Miscellaneous receipts..... | | 333241-M | 12/83 | 171.7 | 172.9 | 174.9 | 1.9 | 1.2 |
| Secondary products..... | | 333241-S | 12/83 | 238.6 | - | - | - | - |
| Semiconductor machinery manufacturing..... | 333242 | | 12/03 | 90.0 | 89.1 | 88.8 | -2.1 | -0.3 |
| Primary products..... | | 333242-P | 12/03 | 88.8 | 87.7 | 87.4 | -2.3 | -0.3 |
| Semiconductor machinery and parts..... | | 333242-0 | 06/87 | 114.3 | 112.8 | 112.4 | -2.4 | -0.4 |
| Secondary products and miscellaneous receipts..... | | 333242-SM | | | | | | |
| Miscellaneous receipts..... | | 333242-M | 12/03 | 104.0 | 104.1 | - | - | - |
| Sawmill, woodworking and paper machinery manufacturing..... | 333243 | | 12/11 | 101.3 | 101.9 | 102.0 | - | 0.1 |
| Primary products..... | | 333243-P | 12/11 | 100.5 | 101.3 | 101.3 | - | 0.0 |
| Sawmill and woodworking machinery..... | | 333243-A | 12/80 | 199.0 | 200.3 | 200.2 | 1.8 | 0.0 |
| Woodworking machinery, incl. sawmill equip., sawing machines, incl. parts & accessories..... | | 333243-A1 | 12/80 | 190.0 | 191.2 | 191.2 | 2.0 | 0.0 |
| Woodworking mach. for home workshops, garages, & service shops, exc. power handtools..... | | 333243-A2 | 12/80 | 188.0 | - | - | - | - |
| Paper industry machinery..... | | 333243-B | 06/82 | 208.8 | 210.6 | 210.6 | 2.1 | 0.0 |

See footnotes at end of table.

Table 5. Producer price indexes for the net output of selected industries and their products, not seasonally adjusted — Continued

| Industry and product ¹ | Industry code | Product code | Index base | Index | | | Percent change to June 2012 from: | |
|---|---------------|--------------|------------|------------------------|-----------------------|------------------------|-----------------------------------|----------|
| | | | | Feb. 2012 ² | May 2012 ² | June 2012 ² | June 2011 | May 2012 |
| Sawmill, woodworking and paper machinery manufacturing - Continued | | | | | | | | |
| Paper industry machinery excluding parts & attachments..... | | 333243-B1 | 12/03 | 116.9 | 117.7 | 117.7 | 2.2 | 0.0 |
| Parts & attachments for paper industry machinery..... | | 333243-B2 | 06/82 | 194.7 | 196.7 | 196.7 | 2.0 | 0.0 |
| Secondary and miscellaneous receipts..... | | 333243-SM | | | | | | |
| Miscellaneous receipts..... | | 333243-M | 12/11 | 105.9 | 105.9 | 105.9 | - | 0.0 |
| Secondary products..... | | 333243-S | 12/11 | 100.0 | 100.6 | 101.0 | - | 0.4 |
| Printing machinery and equipment mfg..... | 333244 | | 12/82 | 161.2 | 162.6 | 162.5 | 1.3 | -0.1 |
| Primary products..... | | 333244-P | 12/82 | 157.1 | 158.6 | 158.6 | 1.5 | 0.0 |
| All other miscellaneous printing trades machinery, including parts..... | | 333244-A | 12/88 | 123.7 | 124.1 | 124.0 | 1.2 | -0.1 |
| Other printing machinery and equipment, incl. pre-press preparation & typesetting..... | | 333244-A7 | 06/01 | 96.6 | 96.7 | 96.7 | -0.4 | 0.0 |
| Parts, attachments, and accessories for printing trades machinery..... | | 333244-A8 | 06/01 | 112.8 | 113.3 | 113.1 | 4.0 | -0.2 |
| Printing presses..... | | 333244-2 | 06/09 | 96.1 | 98.3 | 98.3 | 2.9 | 0.0 |
| Printing presses, offset lithographic..... | | 333244-27 | 12/82 | 166.4 | 166.4 | 166.4 | 1.3 | 0.0 |
| Printing presses, other than lithographic..... | | 333244-28 | 12/82 | 226.0 | 235.1 | 235.1 | 4.0 | 0.0 |
| Secondary products and miscellaneous receipts..... | | 333244-SM | | | | | | |
| Miscellaneous receipts..... | | 333244-M | 12/82 | 193.8 | 193.9 | 193.9 | 0.1 | 0.0 |
| Other industrial machinery mfg..... | 333249 | | 12/11 | 100.8 | 101.6 | 101.7 | - | 0.1 |
| Primary products..... | | 333249-P | 12/11 | 100.9 | 101.5 | 101.6 | - | 0.1 |
| Plastics and rubber industry machinery..... | | 333249-A | 12/03 | 119.0 | 120.1 | 120.3 | 0.5 | 0.2 |
| Plastics working machinery and equipment, excluding patterns and molds, including parts..... | | 333249-A1 | 12/81 | 203.2 | 205.3 | 205.7 | 0.8 | 0.2 |
| Parts for plastics working machinery..... | | 333249-A14 | 12/08 | 102.2 | 102.2 | 102.2 | -0.1 | 0.0 |
| Plastics working machinery and equipment, excluding patterns, molds, and parts sold separately..... | | 333249-A19 | 12/08 | 102.2 | 103.4 | 103.7 | 0.9 | 0.3 |
| Rubber working machinery and equipment, excluding molds..... | | 333249-A3 | 12/81 | 238.9 | 236.9 | 236.9 | -2.6 | 0.0 |
| Textile machinery..... | | 333249-2 | 12/80 | 201.5 | 201.8 | 201.7 | 0.6 | 0.0 |
| Textile machinery (except parts, attachments, and accessories)..... | | 333249-21 | 12/80 | 189.8 | - | 189.8 | 0.0 | - |
| Parts and attachments for textile machinery..... | | 333249-23 | 12/80 | 222.5 | 223.3 | 223.1 | 2.1 | -0.1 |
| All other industrial machinery..... | | 333249-8 | 12/03 | 121.7 | 122.4 | 122.4 | 2.3 | 0.0 |
| Chemical manufacturing machinery, equipment, and parts..... | | 333249-81 | 12/81 | 234.7 | 234.0 | 233.8 | 2.6 | -0.1 |
| Foundry machinery and equipment, excluding patterns and molds..... | | 333249-83 | 12/81 | 250.6 | 251.4 | - | - | - |
| Printed circuit board manufacturing machinery, except testing..... | | 333249-85 | 06/01 | 111.3 | - | 111.3 | 0.6 | - |
| All other miscellaneous special industry machinery and equipment..... | | 333249-86 | 12/94 | 133.5 | 134.7 | 134.7 | 2.1 | 0.0 |
| Secondary products and miscellaneous receipts..... | | 333249-SM | | | | | | |
| Miscellaneous receipts..... | | 333249-M | 12/11 | 100.2 | 102.3 | 102.4 | - | 0.1 |
| Secondary products..... | | 333249-S | 12/11 | 100.2 | 100.6 | - | - | - |
| Commercial and service industry machinery..... | 3333 | | 12/03 | 115.2 | 115.9 | 116.2 | 2.2 | 0.3 |
| Commercial and service industry machinery..... | 33331 | | 12/03 | 115.2 | 115.9 | 116.2 | 2.2 | 0.3 |
| Optical instrument and lens manufacturing..... | 333314 | | 06/91 | 115.7 | 118.2 | 118.0 | 6.0 | -0.2 |
| Primary products..... | | 333314-P | 06/91 | 115.7 | 118.1 | 118.0 | 6.5 | -0.1 |
| Sighting, tracking and fire-control equipment, optical type..... | | 333314-1 | 12/85 | 126.6 | 128.0 | 128.0 | 1.1 | 0.0 |
| All other miscellaneous optical instruments and lenses..... | | 333314-3 | 12/98 | 109.4 | 112.5 | 112.3 | 8.6 | -0.2 |
| Secondary products and miscellaneous receipts..... | | 333314-SM | | | | | | |
| Photographic and photocopying equipment mfg..... | 333316 | | 12/03 | 102.4 | 102.6 | 102.6 | 0.4 | 0.0 |
| Primary products..... | | 333316-P | 12/03 | 110.2 | 110.2 | 110.2 | 0.2 | 0.0 |
| All types of photographic & photocopying equipment, excluding motion picture equipment..... | | 333316-A | 06/07 | 103.3 | 103.3 | 103.3 | 0.0 | 0.0 |
| Motion picture equipment..... | | 333316-7 | 06/07 | 100.2 | 100.2 | 100.2 | 0.9 | 0.0 |
| Secondary products and miscellaneous receipts..... | | 333316-SM | | | | | | |
| Secondary products..... | | 333316-S | 12/03 | 108.3 | 109.6 | 109.6 | 2.9 | 0.0 |
| Other commercial and service industry machinery mfg..... | 333318 | | 12/11 | 100.4 | 100.8 | 101.1 | - | 0.3 |
| Primary products..... | | 333318-P | 12/11 | 100.5 | 100.7 | 101.1 | - | 0.4 |
| Automatic vending machines..... | | 333318-1 | 06/82 | 137.3 | 137.2 | 137.2 | 1.6 | 0.0 |
| Automatic merchandising machines, coin-operated, excluding parts..... | | 333318-11 | 06/82 | 137.1 | 137.3 | 137.3 | 1.8 | 0.0 |
| Coin-operated mechanisms and other parts for automatic merchandising machines..... | | 333318-13 | 12/88 | 117.0 | 114.5 | 115.1 | -1.4 | 0.5 |
| Commercial laundry and drycleaning machinery..... | | 333318-2 | 12/82 | 230.3 | 233.2 | 233.1 | 2.1 | 0.0 |
| Office machinery..... | | 333318-3 | 06/85 | 125.7 | 125.7 | 125.7 | 1.0 | 0.0 |
| Mailing, letter handling, and addressing machines, except parts and attachments..... | | 333318-3A | 06/85 | 122.0 | 122.0 | 122.0 | 0.8 | 0.0 |

See footnotes at end of table.

Table 5. Producer price indexes for the net output of selected industries and their products, not seasonally adjusted — Continued

| Industry and product ¹ | Industry code | Product code | Index base | Index | | | Percent change to June 2012 from: | |
|---|---------------|--------------|------------|------------------------|-----------------------|------------------------|-----------------------------------|----------|
| | | | | Feb. 2012 ² | May 2012 ² | June 2012 ² | June 2011 | May 2012 |
| Other commercial and service industry machinery mfg - Continued | | | | | | | | |
| Parts and attachments for office machines..... | | 333318-3J | 12/03 | 122.7 | 122.7 | 122.7 | 1.0 | 0.0 |
| Other office machinery..... | | 333318-38 | 06/07 | 104.0 | 104.0 | 104.0 | 1.0 | 0.0 |
| Other commercial & service industry machinery..... | | 333318-9 | 06/82 | 222.3 | 222.9 | 224.0 | 1.8 | 0.5 |
| Miscellaneous machinery products, incl. electronic teaching machines & auto maintenance equip..... | | 333318-9B | 06/07 | 109.3 | 109.6 | 110.3 | 1.9 | 0.6 |
| Commercial cooking and food warming equipment..... | | 333318-91 | 06/82 | 261.4 | 263.4 | 263.7 | 1.5 | 0.1 |
| Commercial and industrial vacuum cleaners, incl. parts and attachments..... | | 333318-93 | 06/82 | 216.2 | 211.8 | 211.8 | 0.0 | 0.0 |
| Secondary products and miscellaneous receipts..... | | 333318-SM | | | | | | |
| Miscellaneous receipts..... | | 333318-M | 12/11 | 100.5 | 100.5 | 100.6 | - | 0.1 |
| Secondary products..... | | 333318-S | 12/11 | 100.4 | 101.2 | 101.2 | - | 0.0 |
| HVAC and commercial refrigeration equipment..... | 3334 | | 12/03 | 131.9 | 131.3 | 130.8 | 2.4 | -0.4 |
| HVAC and commercial refrigeration equipment..... | 33341 | | 12/03 | 131.9 | 131.3 | 130.8 | 2.4 | -0.4 |
| Industrial and commercial fan and blower and air purification equipment manufacturing..... | 333413 | | 12/11 | 101.3 | 101.5 | 101.4 | - | -0.1 |
| Primary products..... | | 333413-P | 12/11 | 101.2 | 101.4 | 101.4 | - | 0.0 |
| Air purification equipment..... | | 333413-1 | 12/03 | 119.8 | 119.9 | 119.9 | 1.5 | 0.0 |
| Dust collection and other air purification equipment for industrial gas cleaning systems..... | | 333413-11 | 12/83 | 180.7 | 180.7 | 181.2 | 0.9 | 0.3 |
| Dust collection and other air purification equipment for cleaning incoming air..... | | 333413-13 | 12/83 | 166.4 | 166.7 | 166.6 | 1.9 | -0.1 |
| Industrial and commercial fans and blowers..... | | 333413-2 | 12/03 | 143.7 | 144.1 | 144.0 | 0.2 | -0.1 |
| Centrifugal blower filter units, and classes I-IV centrifugal fans, except parts..... | | 333413-22 | 06/09 | 109.0 | 110.0 | 110.1 | -1.7 | 0.1 |
| Other centrifugal fans and blowers, except parts..... | | 333413-23 | 06/09 | 115.6 | 115.6 | 115.6 | 1.4 | 0.0 |
| Axial fans and industrial propeller fans, except parts..... | | 333413-27 | 06/09 | 106.5 | 107.3 | 106.8 | 2.1 | -0.5 |
| Power roof ventilators, except parts..... | | 333413-28 | 06/09 | 106.7 | 106.7 | 106.7 | 0.1 | 0.0 |
| Parts and accessories for fans and blowers..... | | 333413-29 | 06/09 | 104.1 | 104.6 | 104.6 | 1.1 | 0.0 |
| Secondary products and miscellaneous receipts..... | | 333413-SM | | | | | | |
| Miscellaneous receipts..... | | 333413-M | 12/11 | 100.0 | 100.0 | 100.0 | - | 0.0 |
| Secondary products..... | | 333413-S | 12/11 | 101.3 | 101.2 | 101.5 | - | 0.3 |
| Heating equipment, except warm air furnaces..... | 333414 | | 06/80 | 270.6 | 271.1 | 271.7 | 3.5 | 0.2 |
| Primary products..... | | 333414-P | 06/80 | 261.5 | 261.9 | 262.6 | 3.8 | 0.3 |
| Other heating equipment, except electric (incl parts for nonelectric equip & oil burners)..... | | 333414-AZ | 06/99 | 134.6 | 134.7 | 134.7 | 1.6 | 0.0 |
| Cast iron heating boilers, radiators, and convectors (except parts)..... | | 333414-1 | 06/99 | 161.5 | 161.5 | 161.5 | 5.6 | 0.0 |
| Domestic heating stoves (except electric and parts)..... | | 333414-3 | 06/80 | 208.5 | 209.8 | 211.2 | 4.3 | 0.7 |
| Steel heating boilers (15 psi or less) and all hot water heating boilers (except parts)..... | | 333414-5 | 06/80 | 256.0 | 256.0 | 254.6 | 5.8 | -0.5 |
| Floor and wall furnaces, unit heaters, infrared heaters, and mechanical stokers..... | | 333414-7 | 06/99 | 132.8 | 131.6 | 132.6 | 1.8 | 0.8 |
| Secondary products and miscellaneous receipts..... | | 333414-SM | | | | | | |
| Miscellaneous receipts..... | | 333414-M | 06/99 | 119.8 | 120.2 | 120.1 | 0.3 | -0.1 |
| Secondary products..... | | 333414-S | 06/80 | 273.4 | 273.6 | 273.6 | 4.7 | 0.0 |
| Air-conditioning, refrigeration, and forced air heating equipment mfg..... | 333415 | | 12/82 | 173.5 | 172.3 | 171.4 | 2.5 | -0.5 |
| Primary products..... | | 333415-P | 12/82 | 175.4 | 174.2 | 173.3 | 2.5 | -0.5 |
| Compressors and compressor units, all refrigerants, except automotive..... | | 333415-A | 12/03 | 131.3 | 131.9 | 131.9 | 2.2 | 0.0 |
| Warm air furnaces, incl. duct furnaces & humidifiers, & electric comfort heating..... | | 333415-C | 12/89 | 139.6 | 138.9 | 138.9 | 4.4 | 0.0 |
| Parts & accessories for air conditioning & heat transfer equipment..... | | 333415-D | 12/89 | 155.2 | 155.5 | 155.6 | 1.2 | 0.1 |
| Unitary air-conditioners, except air source heat pumps..... | | 333415-E | 12/82 | 162.3 | 159.9 | 156.2 | 2.2 | -2.3 |
| Heat pumps..... | | 333415-H | 12/09 | 105.5 | 106.8 | 106.9 | 2.9 | 0.1 |
| Heat transfer equipment (except elec dehumidifiers), mechanically refrigerated, self-contained..... | | 333415-2 | 12/03 | 139.4 | 135.7 | 136.7 | 0.5 | 0.7 |
| Commercial refrigerators and related equipment..... | | 333415-3 | 12/82 | 210.5 | 210.2 | 210.3 | 3.9 | 0.0 |
| Refrigeration condensing units, all refrigerants, except ammonia (complete)..... | | 333415-5 | 12/82 | 189.4 | 189.7 | 189.7 | 5.2 | 0.0 |
| All other miscellaneous refrigeration & air-conditioning equipment..... | | 333415-9 | 12/89 | 171.1 | 172.4 | 170.2 | 2.2 | -1.3 |
| Secondary products and miscellaneous receipts..... | | 333415-SM | | | | | | |
| Miscellaneous receipts..... | | 333415-M | 12/82 | 155.7 | 155.7 | 155.7 | 1.4 | 0.0 |
| Metalworking machinery manufacturing..... | 3335 | | 12/03 | 113.0 | 113.5 | 113.4 | 1.7 | -0.1 |
| Metalworking machinery manufacturing..... | 33351 | | 12/03 | 113.0 | 113.5 | 113.4 | 1.7 | -0.1 |
| Industrial mold manufacturing..... | 333511 | | 12/03 | 102.7 | 103.3 | 102.9 | 0.7 | -0.4 |
| Primary products..... | | 333511-P | 12/03 | 103.2 | 103.9 | 103.7 | 1.1 | -0.2 |
| Industrial molds and mold boxes..... | | 333511-0 | 06/81 | 127.0 | 127.8 | 127.6 | 1.0 | -0.2 |

See footnotes at end of table.

Table 5. Producer price indexes for the net output of selected industries and their products, not seasonally adjusted — Continued

| Industry and product ¹ | Industry code | Product code | Index base | Index | | | Percent change to June 2012 from: | |
|--|---------------|--------------|------------|------------------------|-----------------------|------------------------|-----------------------------------|----------|
| | | | | Feb. 2012 ² | May 2012 ² | June 2012 ² | June 2011 | May 2012 |
| Industrial mold manufacturing - Continued | | | | | | | | |
| Industrial injection-type molds made of metal for plastics..... | | 333511-05 | 12/09 | 101.7 | 102.7 | 102.7 | 1.7 | 0.0 |
| Other industrial molds and mold boxes..... | | 333511-06 | 12/09 | 99.7 | 100.0 | 99.6 | 0.2 | -0.4 |
| Secondary products and miscellaneous receipts..... | | 333511-SM | | | | | | |
| Miscellaneous receipts..... | | 333511-M1 | 12/09 | 96.3 | 96.3 | 93.9 | -4.9 | -2.5 |
| Secondary products..... | | 333511-S | 12/03 | 103.3 | 103.7 | 103.6 | 1.2 | -0.1 |
| Special tool, die, jig, and fixture mfg..... | 333514 | | 12/03 | 105.5 | 106.2 | 106.2 | 1.3 | 0.0 |
| Primary products..... | | 333514-P | 06/81 | 174.4 | 175.7 | 175.7 | 1.1 | 0.0 |
| Special dies, tools, jigs, and fixtures..... | | 333514-0 | 06/81 | 174.4 | 175.7 | 175.7 | 1.1 | 0.0 |
| Jigs and fixtures, including parts..... | | 333514-0A | 06/81 | 245.0 | 244.5 | 244.5 | -1.0 | 0.0 |
| Metalworking die and die sets..... | | 333514-0B | 12/02 | 105.5 | 105.9 | 105.9 | 1.1 | 0.0 |
| Standard punches, industrial prototypes, die parts & other special tooling for dies..... | | 333514-0C | 06/94 | 123.2 | 125.4 | 125.4 | 2.1 | 0.0 |
| Secondary products and miscellaneous receipts..... | | 333514-SM | | | | | | |
| Secondary products..... | | 333514-S | 12/03 | 113.4 | 113.3 | 113.6 | 8.1 | 0.3 |
| Cutting tool and machine tool accessory mfg..... | 333515 | | 06/83 | 175.8 | 176.0 | 176.0 | 1.9 | 0.0 |
| Primary products..... | | 333515-P | 06/83 | 171.5 | 171.4 | 171.6 | 1.8 | 0.1 |
| Small cutting tools for machine tools/metalworking machinery..... | | 333515-1Y | 06/83 | 165.3 | 165.2 | 165.4 | 2.4 | 0.1 |
| Other cutting tools for machine tools, excluding tips and blanks..... | | 333515-1Y1 | 12/00 | 122.1 | 121.8 | 121.7 | - | -0.1 |
| End mills and milling cutters..... | | 333515-1Y4 | 06/83 | 188.2 | 188.2 | 188.2 | - | 0.0 |
| Threading tools, including blanks, tips and inserts..... | | 333515-1Y5 | 06/07 | 104.9 | 104.9 | 104.9 | - | 0.0 |
| Carbon and high-speed steel shank, solid, tipped carbide twist drills for machine tools..... | | 333515-1Y8 | 12/11 | 100.2 | 100.4 | 101.4 | - | 1.0 |
| Taps, carbide indexable, and throwaway inserts for machine tools..... | | 333515-1Y9 | 12/11 | 99.8 | 99.8 | 99.8 | - | 0.0 |
| Other attachments and accessories for machine tools and metalworking machinery..... | | 333515-3 | 06/83 | 185.1 | 185.2 | 185.2 | 0.3 | 0.0 |
| Secondary products and miscellaneous receipts..... | | 333515-SM | | | | | | |
| Miscellaneous receipts..... | | 333515-M | 01/87 | 205.9 | 208.6 | 206.9 | 1.3 | -0.8 |
| Secondary products..... | | 333515-S | 06/83 | 178.6 | 178.3 | 178.1 | 1.8 | -0.1 |
| Machine tool manufacturing..... | 333517 | | 12/11 | 101.1 | 101.5 | 101.5 | - | 0.0 |
| Primary products..... | | 333517-P | 12/11 | 101.1 | 101.7 | 101.7 | - | 0.0 |
| Metal cutting machine tools..... | | 333517-2 | 06/83 | 177.2 | 177.8 | 177.5 | 3.0 | -0.2 |
| Other metal cutting machine tools..... | | 333517-2B | 12/09 | 107.7 | 107.8 | 107.8 | 3.1 | 0.0 |
| Metal grinding, polishing, buffing, honing, & lapping machines..... | | 333517-22 | 06/83 | 246.2 | 246.2 | 246.2 | 4.1 | 0.0 |
| Parts for metal cutting machine tools (sold separately) & rebuilt machine tools..... | | 333517-26 | 06/83 | 148.7 | 148.7 | 148.7 | 3.0 | 0.0 |
| Metal machining centers (multifunction numerically controlled machines)..... | | 333517-27 | 06/83 | 158.7 | 160.1 | 159.3 | 1.8 | -0.5 |
| Metal forming machine tools..... | | 333517-3 | 06/81 | 227.0 | 229.4 | 230.4 | 3.6 | 0.4 |
| Metal punching and shearing (power & manual), and bending and forming machines (power only)..... | | 333517-31 | 06/81 | 194.9 | 194.4 | 196.6 | 2.6 | 1.1 |
| Metalworking presses (except forging and die stamping presses)..... | | 333517-33 | 06/81 | 252.4 | 254.4 | 255.0 | 2.9 | 0.2 |
| Other metal forming machine tools, including forging and die-stamping machines (except presses)..... | | 333517-35 | 06/81 | 251.6 | 256.9 | 256.9 | 6.4 | 0.0 |
| Parts for metal forming machine tools (sold separately) and rebuilt metal forming machine tools..... | | 333517-37 | 06/81 | 215.6 | 221.9 | 220.8 | 2.8 | -0.5 |
| Secondary products and miscellaneous receipts..... | | 333517-SM | | | | | | |
| Miscellaneous receipts..... | | 333517-M | 12/11 | 100.9 | 101.0 | 101.1 | - | 0.1 |
| Rolling mill and other metalworking machinery mfg..... | 333519 | | 12/11 | 100.0 | 100.0 | 100.0 | - | 0.0 |
| Primary products..... | | 333519-P | 12/11 | 100.3 | 100.3 | 100.3 | - | 0.0 |
| Rolling mill machinery and equipment..... | | 333519-6 | 12/81 | 261.0 | 261.0 | 261.0 | 3.6 | 0.0 |
| Other rolling mill machinery, incl. tube mill machinery & parts for all rolling mill machinery..... | | 333519-65 | 12/81 | 325.3 | 325.3 | 325.3 | 3.8 | 0.0 |
| Other metalworking machinery..... | | 333519-8 | 06/83 | 195.8 | 195.9 | 195.9 | 1.0 | 0.0 |
| Assembly machines..... | | 333519-81 | 06/83 | 175.9 | 175.9 | 175.9 | 0.7 | 0.0 |
| Other metalworking machinery, excluding handheld & ultrasonic..... | | 333519-83 | 06/83 | 224.9 | 225.1 | 225.3 | 1.3 | 0.1 |
| Secondary products and miscellaneous receipts..... | | 333519-SM | | | | | | |
| Miscellaneous receipts..... | | 333519-M | 12/11 | 100.0 | 100.0 | 100.0 | - | 0.0 |
| Secondary products..... | | 333519-S | 12/11 | 100.2 | - | - | - | - |
| Turbine and power transmission equipment mfg..... | 3336 | | 12/84 | 178.0 | 179.7 | 179.5 | 0.6 | -0.1 |
| Turbine and power transmission equipment mfg..... | 33361 | | 12/84 | 178.0 | 179.7 | 179.5 | 0.6 | -0.1 |
| Turbine and turbine generator set units mfg..... | 333611 | | 06/82 | 208.3 | 211.0 | 211.8 | -1.5 | 0.4 |
| Primary products..... | | 333611-P | 06/82 | 207.1 | 210.1 | 211.0 | -1.9 | 0.4 |
| Turbines and turbine generator sets..... | | 333611-0 | 06/11 | 96.3 | 97.7 | 98.1 | -1.9 | 0.4 |
| Turbine generator sets..... | | 333611-01 | 12/03 | 132.1 | 130.7 | 130.8 | -3.3 | 0.1 |

See footnotes at end of table.

Table 5. Producer price indexes for the net output of selected industries and their products, not seasonally adjusted — Continued

| Industry and product ¹ | Industry code | Product code | Index base | Index | | | Percent change to June 2012 from: | |
|---|---------------|--------------|------------|------------------------|-----------------------|------------------------|-----------------------------------|----------|
| | | | | Feb. 2012 ² | May 2012 ² | June 2012 ² | June 2011 | May 2012 |
| Turbine and turbine generator set units mfg - Continued | | | | | | | | |
| Steam, gas, and other turbines and turbine generators. . . | | 333611-05 | 12/03 | 130.0 | 135.2 | 136.1 | -0.2 | 0.7 |
| Parts & accessories for turbines, turbine generators, and turbine generator sets. | | 333611-07 | 12/03 | 116.5 | 112.7 | — | — | — |
| Secondary products and miscellaneous receipts. | | 333611-SM | | | | | | |
| Speed changer, drive, and gear manufacturing. | 333612 | | 12/83 | 255.3 | 258.0 | 259.5 | 4.9 | 0.6 |
| Primary products. | | 333612-P | 12/83 | 241.3 | 242.7 | 244.5 | 4.7 | 0.7 |
| Gears, pinions, racks, and worms, sold separately. | | 333612-3 | 12/83 | 179.7 | 179.6 | 181.0 | 2.5 | 0.8 |
| Speed changers, industrial high speed drives, and parts other than loose gearing. | | 333612-7 | 12/03 | 148.0 | 149.4 | 150.5 | 5.7 | 0.7 |
| Secondary products and miscellaneous receipts. | | 333612-SM | | | | | | |
| Miscellaneous receipts. | | 333612-M | 07/84 | 271.6 | 297.1 | 295.8 | 7.1 | -0.4 |
| Secondary products. | | 333612-S | 12/83 | 358.9 | 359.1 | 359.1 | 5.8 | 0.0 |
| Mechanical power transmission equipment mfg. | 333613 | | 12/84 | 238.3 | 239.5 | 239.7 | 3.5 | 0.1 |
| Primary products. | | 333613-P | 12/84 | 229.7 | 230.6 | 231.3 | 3.9 | 0.3 |
| Plain bearings and bushings. | | 333613-1 | 12/84 | 154.9 | 154.9 | 154.9 | 1.0 | 0.0 |
| Mechanical power transmission equipment, except speed changers, drives, & gears. | | 333613-3 | 12/84 | 247.6 | 248.8 | 249.6 | 4.4 | 0.3 |
| Secondary products and miscellaneous receipts. | | 333613-SM | | | | | | |
| Miscellaneous receipts. | | 333613-M | 02/85 | 323.1 | 328.7 | 328.3 | 1.5 | -0.1 |
| Secondary products. | | 333613-S | 12/84 | 252.0 | 252.5 | 248.8 | 2.2 | -1.5 |
| Other engine equipment manufacturing. | 333618 | | 12/82 | 161.7 | 163.2 | 162.5 | 1.4 | -0.4 |
| Primary products. | | 333618-P | 12/82 | 160.9 | 162.2 | 161.6 | 1.4 | -0.4 |
| Parts & accessories (except aircraft and gasoline automotive engines). | | 333618-F | 12/82 | 182.0 | 184.7 | 184.8 | 4.1 | 0.1 |
| Diesel, semidiesel, and dual-fuel engines (except automotive). | | 333618-3 | 12/82 | 157.1 | 157.1 | 157.1 | 3.5 | 0.0 |
| Diesel, semidiesel, and dual-fuel engines for automobiles, trucks, and buses. | | 333618-5 | 12/82 | 158.9 | — | 158.9 | -0.4 | — |
| Secondary products and miscellaneous receipts. | | 333618-SM | | | | | | |
| Miscellaneous receipts. | | 333618-M | 12/82 | 182.5 | — | — | — | — |
| Other general purpose machinery manufacturing. | 3339 | | 12/03 | 132.9 | 134.4 | 134.7 | 3.6 | 0.2 |
| Pump and compressor manufacturing. | 33391 | | 12/03 | 136.7 | 137.4 | 137.5 | 3.2 | 0.1 |
| Pump and pumping equipment manufacturing. | 333911 | | 12/83 | 237.8 | 239.8 | 239.7 | 3.2 | 0.0 |
| Primary products. | | 333911-P | 12/83 | 238.5 | 240.5 | 240.5 | 3.2 | 0.0 |
| Pump and pumping equipment. | | 333911-1Z | 12/09 | 104.5 | 105.3 | 105.3 | 3.1 | 0.0 |
| Domestic water systems. | | 333911-1Z1 | 12/83 | 198.7 | 198.7 | 198.7 | 3.5 | 0.0 |
| Domestic sump pumps. | | 333911-1Z2 | 12/09 | 104.8 | 105.2 | 105.2 | 2.6 | 0.0 |
| Industrial pumps, except hydraulic fluid power pumps. . . . | | 333911-1Z4 | 12/83 | 236.6 | 238.0 | 237.7 | 2.5 | -0.1 |
| Other pumps, except automotive circulating pumps, and measuring & dispensing pumps. | | 333911-1Z5 | 12/01 | 158.3 | 158.7 | 158.6 | 4.3 | -0.1 |
| Parts and attachments for pumps and pumping equipment, excl. compressors. | | 333911-5Z | 12/83 | 290.9 | 293.0 | 293.5 | 3.3 | 0.2 |
| Secondary products and miscellaneous receipts. | | 333911-SM | | | | | | |
| Miscellaneous receipts. | | 333911-M | 12/83 | 314.5 | 318.2 | 317.1 | 3.1 | -0.3 |
| Secondary products. | | 333911-S | 12/83 | 140.1 | 140.7 | 139.9 | 3.5 | -0.6 |
| Air and gas compressor manufacturing. | 333912 | | 06/84 | 205.1 | 205.6 | 205.9 | 2.8 | 0.1 |
| Primary products. | | 333912-P | 06/84 | 208.6 | 209.2 | 209.5 | 3.0 | 0.1 |
| Air and gas compressors and vacuum pumps. | | 333912-1 | 06/84 | 209.8 | 210.4 | 210.9 | 3.2 | 0.2 |
| Parts & attach. for air gas compressors, ex. refrigeration, ice making, & a/c. | | 333912-5Z | 06/84 | 228.1 | 228.9 | 229.0 | 2.5 | 0.0 |
| Industrial spraying equipment. | | 333912-7 | 06/84 | 178.6 | 178.6 | 178.6 | 2.5 | 0.0 |
| Secondary products and miscellaneous receipts. | | 333912-SM | | | | | | |
| Miscellaneous receipts. | | 333912-M | 11/86 | 163.0 | 163.2 | 163.1 | 1.2 | -0.1 |
| Secondary products. | | 333912-S | 06/84 | 220.4 | — | — | — | — |
| Measuring and dispensing pump manufacturing. | 333913 | | 06/84 | 198.0 | 199.0 | 199.4 | 3.6 | 0.2 |
| Primary products. | | 333913-P | 06/84 | 196.3 | 197.3 | 197.8 | 3.9 | 0.3 |
| Measuring and dispensing pumps, incl. parts and attachments. | | 333913-0 | 12/03 | 134.6 | 135.3 | 135.7 | 3.9 | 0.3 |
| Secondary products and miscellaneous receipts. | | 333913-SM | | | | | | |
| Material handling equipment manufacturing. | 33392 | | 12/03 | 134.0 | 136.3 | 137.0 | 4.2 | 0.5 |
| Elevator and moving stairway manufacturing. | 333921 | | 06/81 | 151.7 | 152.7 | 152.7 | 1.5 | 0.0 |
| Primary products. | | 333921-P | 06/81 | 150.0 | 151.0 | 151.0 | 1.3 | 0.0 |
| Elevators and moving stairways. | | 333921-1 | 06/81 | 143.6 | 144.7 | 144.7 | 1.6 | 0.0 |
| Parts and attachments for elevators and moving stairways (sold separately). | | 333921-3 | 06/81 | 198.0 | 198.0 | 198.0 | 0.4 | 0.0 |
| Secondary products and miscellaneous receipts. | | 333921-SM | | | | | | |
| Miscellaneous receipts. | | 333921-M | 06/81 | 154.3 | 154.3 | — | — | — |
| Conveyor and conveying equipment manufacturing. | 333922 | | 06/84 | 189.7 | 190.9 | 191.3 | 3.0 | 0.2 |

See footnotes at end of table.

Table 5. Producer price indexes for the net output of selected industries and their products, not seasonally adjusted — Continued

| Industry and product ¹ | Industry code | Product code | Index base | Index | | | Percent change to June 2012 from: | |
|--|---------------|--------------|------------|------------------------|-----------------------|------------------------|-----------------------------------|----------|
| | | | | Feb. 2012 ² | May 2012 ² | June 2012 ² | June 2011 | May 2012 |
| Conveyor and conveying equipment manufacturing - Continued | | | | | | | | |
| Primary products..... | | 333922-P | 06/84 | 187.1 | 188.4 | 188.8 | 3.4 | 0.2 |
| Unit handling conveyors and conveying systems..... | | 333922-1 | 06/84 | 166.1 | 168.1 | 168.4 | 2.0 | 0.2 |
| Parts and accessories for unit handling conveyors & conveying systems, sold separately..... | | 333922-3Z | 06/84 | 228.7 | 230.0 | 230.0 | 5.8 | 0.0 |
| Unit handling gravity and trolley conveyors and conveying systems..... | | 333922-12 | 06/09 | 104.2 | 105.4 | 105.6 | 1.6 | 0.2 |
| Unit handling tow, belt, roller, pneumatic, portable, carousel, and other nonbelt conveyors..... | | 333922-14 | 06/09 | 100.9 | 102.2 | 102.3 | 2.1 | 0.1 |
| Bulk material handling conveyors & conveying systems.... | | 333922-8 | 06/84 | 179.7 | 180.2 | 180.4 | 0.3 | 0.1 |
| Parts and accessories for bulk material handling conveyors and conveying systems..... | | 333922-9 | 06/84 | 298.5 | 298.5 | 299.9 | 11.9 | 0.5 |
| Secondary products and miscellaneous receipts..... | | 333922-SM | | | | | | |
| Miscellaneous receipts..... | | 333922-M | 06/84 | 187.7 | 187.7 | 188.4 | 1.4 | 0.4 |
| Secondary products..... | | 333922-S | 06/84 | 247.9 | 248.9 | 248.8 | 0.6 | 0.0 |
| Overhead cranes, hoists and monorail systems..... | 333923 | | 12/03 | 136.9 | 143.8 | 144.7 | 5.8 | 0.6 |
| Primary products..... | | 333923-P | 12/03 | 137.3 | 144.8 | 145.7 | 6.0 | 0.6 |
| Hoists..... | | 333923-1 | 12/84 | 216.4 | 220.6 | — | — | — |
| Overhead traveling cranes and monorail systems..... | | 333923-3 | 12/84 | 198.6 | 199.3 | 199.3 | 1.9 | 0.0 |
| Winches, aerial work platforms, and automotive wrecker hoists..... | | 333923-7 | 12/03 | 138.5 | 148.1 | 149.3 | 6.7 | 0.8 |
| Secondary products and miscellaneous receipts..... | | 333923-SM | | | | | | |
| Miscellaneous receipts..... | | 333923-M | 12/03 | 127.8 | 131.6 | 131.6 | 4.4 | 0.0 |
| Industrial truck, trailer, and stacker mfg..... | 333924 | | 12/79 | 215.8 | 216.4 | 218.1 | 3.9 | 0.8 |
| Primary products..... | | 333924-P | 12/79 | 220.1 | 220.8 | 222.6 | 4.0 | 0.8 |
| Industrial trucks, tractors, mobile straddle carriers & cranes, & automatic stacking machines..... | | 333924-2 | 12/79 | 196.5 | 196.9 | 198.7 | 4.6 | 0.9 |
| Work trucks with lifting & handling equipment, operator riding, electric, self-propelled..... | | 333924-21 | 06/02 | 135.3 | 135.4 | 139.5 | — | 3.0 |
| Work trucks, not fitted with lifting and handling equipment..... | | 333924-25 | 06/02 | 138.0 | — | 138.0 | 4.4 | — |
| Bulk powered material moving equipment, dock boards and metal pallets and skids..... | | 333924-26 | 06/02 | 137.3 | 137.3 | 137.3 | 2.2 | 0.0 |
| Other work trucks with lifting & handling equipment, non-riding electric or any non-electric..... | | 333924-27 | 06/02 | 128.5 | 130.0 | 130.2 | 3.8 | 0.2 |
| Parts and attachments for industrial trucks and tractors (sold separately)..... | | 333924-3 | 12/86 | 244.7 | 246.9 | 247.3 | 1.6 | 0.2 |
| Secondary products and miscellaneous receipts..... | | 333924-SM | | | | | | |
| All other general purpose machinery mfg..... | 33399 | | 12/03 | 130.1 | 131.1 | 131.3 | 2.9 | 0.2 |
| Power-driven handtool mfg..... | 333991 | | 12/80 | 183.4 | 185.0 | 185.0 | 2.9 | 0.0 |
| Primary products..... | | 333991-P | 12/80 | 174.1 | 175.9 | 175.9 | 1.8 | 0.0 |
| Power-driven handtools, pneumatic, hydraulic, and power-actuated..... | | 333991-1Z | 12/80 | 234.1 | 238.0 | 238.0 | 3.6 | 0.0 |
| Power-driven handtools, electric (except battery powered), including parts..... | | 333991-9 | 12/04 | 99.1 | 99.1 | 99.1 | 0.1 | 0.0 |
| Secondary products and miscellaneous receipts..... | | 333991-SM | | | | | | |
| Miscellaneous receipts..... | | 333991-M | 06/86 | 176.0 | 176.0 | 176.0 | 1.5 | 0.0 |
| Welding and soldering equipment manufacturing..... | 333992 | | 12/84 | 241.2 | 244.1 | 244.8 | 2.8 | 0.3 |
| Primary products..... | | 333992-P | 12/84 | 249.7 | 253.0 | 253.7 | 2.8 | 0.3 |
| Other welding equipment, components, and accessories (excluding arc, resistance, and gas)..... | | 333992-A | 06/90 | 133.3 | 133.7 | 133.2 | 0.5 | -0.4 |
| Arc welding machines, components, & accessories (except electrodes), excl. stud welding equip..... | | 333992-1 | 12/84 | 218.2 | 219.7 | 220.5 | 3.3 | 0.4 |
| Arc welding electrodes, metal..... | | 333992-3 | 12/84 | 379.1 | 387.1 | 387.1 | 3.3 | 0.0 |
| Resistance welders, components, accessories, and electrodes..... | | 333992-7 | 12/84 | 212.9 | 225.7 | 227.5 | 6.5 | 0.8 |
| Gas welding and cutting equipment, parts, attachments, and accessories..... | | 333992-9 | 06/83 | 223.3 | 217.8 | 220.3 | -0.9 | 1.1 |
| Secondary products and miscellaneous receipts..... | | 333992-SM | | | | | | |
| Miscellaneous receipts..... | | 333992-M | 12/84 | 200.8 | 199.0 | 200.7 | 2.6 | 0.9 |
| Secondary products..... | | 333992-S | 12/84 | 188.4 | 190.9 | 190.0 | 1.9 | -0.5 |
| Packaging machinery manufacturing..... | 333993 | | 12/88 | 184.1 | 185.9 | 186.1 | 3.6 | 0.1 |
| Primary products..... | | 333993-P | 12/88 | 186.2 | 188.2 | 188.4 | 3.8 | 0.1 |
| Packing, packaging and bottling machinery, excluding parts..... | | 333993-1 | 12/88 | 182.3 | 183.2 | 183.5 | 3.4 | 0.2 |
| Parts for packing, packaging, and bottling machinery..... | | 333993-5 | 12/88 | 208.8 | 215.2 | 215.0 | 4.8 | -0.1 |
| Secondary products and miscellaneous receipts..... | | 333993-SM | | | | | | |
| Miscellaneous receipts..... | | 333993-M | 12/88 | 158.3 | 159.9 | 159.7 | 2.5 | -0.1 |
| Industrial process furnace and oven mfg..... | 333994 | | 06/81 | 206.3 | 207.3 | 207.1 | 1.4 | -0.1 |
| Primary products..... | | 333994-P | 06/81 | 205.4 | 206.8 | 206.6 | 1.7 | -0.1 |
| Industrial process furnaces and ovens, & industrial electrical heating equipment..... | | 333994-0 | 12/04 | 120.3 | 121.1 | 121.0 | 1.8 | -0.1 |

See footnotes at end of table.

Table 5. Producer price indexes for the net output of selected industries and their products, not seasonally adjusted — Continued

| Industry and product ¹ | Industry code | Product code | Index base | Index | | | Percent change to June 2012 from: | |
|--|---------------|--------------|------------|------------------------|-----------------------|------------------------|-----------------------------------|----------|
| | | | | Feb. 2012 ² | May 2012 ² | June 2012 ² | June 2011 | May 2012 |
| Industrial process furnace and oven mfg - Continued | | | | | | | | |
| Industrial process furnaces & ovens, and industrial electrical heating equipment, except parts..... | | 333994-0A | 06/11 | 101.2 | 101.5 | 101.4 | 1.4 | -0.1 |
| Parts and attachments for industrial process furnaces and ovens..... | | 333994-0B | 06/11 | 101.0 | 103.1 | 103.1 | 3.1 | 0.0 |
| Secondary products and miscellaneous receipts..... | | 333994-SM | | | | | | |
| Miscellaneous receipts..... | | 333994-M | 12/86 | 136.3 | 136.7 | 136.5 | 0.4 | -0.1 |
| Secondary products..... | | 333994-S | 06/81 | 208.2 | 209.8 | 209.6 | 0.8 | -0.1 |
| Fluid power cylinder and actuator mfg..... | | | | | | | | |
| Primary products..... | 333995 | 333995-P | 06/90 | 187.2 | 188.5 | 188.3 | 2.4 | -0.1 |
| Nonaerospace hydraulic & all aerospace-type fluid power cylinders & actuators, linear & rotary..... | | 333995-2 | 06/90 | 173.4 | 174.3 | 174.1 | 2.5 | -0.1 |
| Nonaerospace-type pneumatic fluid power cylinders & actuators, linear & rotary..... | | 333995-3 | 06/90 | 179.0 | 181.5 | 181.5 | 2.3 | 0.0 |
| Parts for hydraulic & pneumatic fluid power cylinders & actuators, incl accumulators & cushions..... | | 333995-5Y | 06/90 | 187.4 | 187.5 | 187.5 | 2.3 | 0.0 |
| Secondary products and miscellaneous receipts..... | | 333995-SM | | | | | | |
| Miscellaneous receipts..... | | 333995-M | 06/07 | 111.5 | 110.2 | — | — | — |
| Secondary products..... | | 333995-S | 06/90 | 183.9 | 187.6 | 187.6 | 3.3 | 0.0 |
| Fluid power pump and motor manufacturing..... | | | | | | | | |
| Primary products..... | 333996 | 333996-P | 06/90 | 176.3 | 176.7 | 177.0 | 3.7 | 0.2 |
| Nonaerospace-type reciprocating fluid power pumps..... | | 333996-1 | 12/97 | 180.4 | 180.8 | 181.1 | 4.0 | 0.2 |
| Nonaerospace-type fluid power motors..... | | 333996-5 | 12/97 | 141.6 | 142.0 | 142.0 | 2.8 | 0.0 |
| Parts for fluid power pumps, motors, and hydrostatic transmissions..... | | 333996-9 | 12/97 | 162.0 | 161.9 | 163.1 | 5.0 | 0.7 |
| Secondary products and miscellaneous receipts..... | | 333996-SM | | | | | | |
| Secondary products..... | | 333996-S | 06/90 | 151.0 | 151.5 | 151.0 | 4.4 | -0.3 |
| Scale and balance mfg..... | 333997 | | 12/80 | 142.2 | 142.2 | 142.2 | 2.9 | 0.0 |
| Primary products..... | | 333997-P | 12/80 | 150.6 | 150.7 | 150.8 | 3.6 | 0.1 |
| Vehicle and industrial scales..... | | 333997-2Z | 12/91 | 152.7 | 152.9 | 153.0 | 3.2 | 0.1 |
| Motor truck and railroad track scales..... | | 333997-2Z1 | 12/91 | 134.4 | 134.4 | 134.6 | 2.4 | 0.1 |
| Bench, portable, floor, checkweigher, bulkweigher, over-under, & counting scales..... | | 333997-2Z2 | 12/10 | 102.4 | 102.4 | 102.4 | 2.1 | 0.0 |
| Other industrial scales..... | | 333997-2Z3 | 12/10 | 105.1 | 105.1 | 105.5 | 4.6 | 0.4 |
| Retail, commercial, household, and mailing scales..... | | 333997-4 | 12/10 | 102.1 | 102.1 | 102.1 | 0.0 | 0.0 |
| Parts, attachments, and accessories for scales and balances..... | | 333997-6 | 12/91 | 132.0 | 132.0 | 132.0 | 4.6 | 0.0 |
| Secondary products and miscellaneous receipts..... | | 333997-SM | | | | | | |
| Miscellaneous receipts..... | | 333997-M | 12/80 | 133.4 | 134.0 | 134.0 | 3.7 | 0.0 |
| All other miscellaneous general purpose machinery mfg..... | | | | | | | | |
| Primary products..... | 333999 | 333999-P | 12/84 | 113.9 | 113.9 | 113.9 | 7.9 | 0.0 |
| All other miscellaneous machinery products, except electrical..... | | 333999-A | 12/84 | 209.3 | 210.9 | 211.5 | 2.9 | 0.3 |
| Filters and strainers, except fluid power..... | | 333999-1 | 12/84 | 206.5 | 208.0 | 208.6 | 2.7 | 0.3 |
| Industrial filters and strainers and reusable media, except fluid power..... | | 333999-11 | 06/07 | 116.7 | 117.1 | 117.8 | 1.1 | 0.6 |
| Nonreusable media for filters and strainers, except fluid power..... | | 333999-12 | 12/88 | 195.5 | 196.2 | 195.8 | 1.5 | -0.2 |
| Parts and accessories for filters and strainers, except fluid power..... | | 333999-13 | 12/88 | 202.9 | 202.9 | 202.9 | 1.3 | 0.0 |
| All other miscellaneous general industrial machinery..... | | 333999-7 | 12/88 | 239.0 | 239.8 | 239.8 | 5.7 | 0.0 |
| Filters for hydraulic fluid power systems, nonaerospace, and all aerospace filters..... | | 333999-8 | 06/07 | 113.3 | 114.6 | 115.3 | 4.2 | 0.6 |
| Secondary products and miscellaneous receipts..... | | 333999-SM | | | | | | |
| Miscellaneous receipts..... | | 333999-M | 12/84 | 137.0 | 136.7 | — | — | — |
| Secondary products..... | | 333999-S | 12/84 | 268.2 | 271.6 | 273.1 | 6.0 | 0.6 |
| Computer & electronic product mfg..... | 334 | | 12/84 | 192.7 | 194.0 | 193.9 | 2.8 | -0.1 |
| Computer & peripheral equipment mfg..... | 3341 | | 12/03 | 89.8 | 89.7 | 89.6 | -0.7 | -0.1 |
| Computer & peripheral equipment mfg..... | 33411 | | 12/06 | 72.5 | 71.3 | 70.9 | -4.3 | -0.6 |
| Electronic computer manufacturing..... | 334111 | | 12/06 | 72.5 | 71.3 | 70.9 | -4.3 | -0.6 |
| Primary products..... | | 334111-P | 12/04 | 43.9 | 42.9 | 42.4 | -10.2 | -1.2 |
| Other computers (array, analog, hybrid, special purpose computers)..... | | 334111-D | 12/04 | 24.9 | 24.4 | 24.1 | -6.2 | -1.2 |
| Host computers, multiusers (mainframes, medium-scale systems, UNIX and PC servers)..... | | 334111-1Z | 12/04 | 96.4 | — | 96.4 | 0.0 | — |
| Single user computers, microprocessor based, general purpose..... | | 334111-7 | 12/04 | 33.2 | 32.9 | 32.9 | -2.7 | 0.0 |
| Portable computers, laptops, PDAs and other single user computers..... | | 334111-72 | 06/07 | 37.9 | 36.8 | 35.9 | -9.3 | -2.4 |
| Personal computers and workstations (excluding portable computers)..... | | 334111-73 | 06/07 | 37.4 | 35.6 | 33.9 | -12.2 | -4.8 |
| Secondary products and miscellaneous receipts..... | | 334111-SM | 06/07 | 38.0 | 37.4 | 37.4 | -6.5 | 0.0 |

See footnotes at end of table.

Table 5. Producer price indexes for the net output of selected industries and their products, not seasonally adjusted — Continued

| Industry and product ¹ | Industry code | Product code | Index base | Index | | | Percent change to June 2012 from: | |
|--|---------------|--------------|------------|------------------------|-----------------------|------------------------|-----------------------------------|----------|
| | | | | Feb. 2012 ² | May 2012 ² | June 2012 ² | June 2011 | May 2012 |
| Computer storage device manufacturing..... | 334112 | | 12/04 | 67.5 | 67.3 | 67.3 | 3.2 | 0.0 |
| Primary products..... | | 334112-P | 12/04 | 55.1 | 54.9 | 54.9 | 6.0 | 0.0 |
| Computer storage devices (except parts, attachments and accessories)..... | | 334112-1 | 12/04 | 55.1 | — | 54.8 | 21.8 | — |
| Parts, attachments and accessories for computer storage devices..... | | 334112-4 | 12/04 | 54.9 | — | — | — | — |
| Secondary products and miscellaneous receipts..... | | 334112-SM | | | | | | |
| Miscellaneous receipts..... | | 334112-M | 12/92 | 26.4 | — | 26.4 | 0.0 | — |
| Computer terminal and other computer peripheral equipment mfg..... | 334118 | | 12/93 | 73.5 | 73.2 | 73.1 | 0.3 | -0.1 |
| Primary products..... | | 334118-P | 12/93 | 68.7 | 68.2 | 68.2 | -0.1 | 0.0 |
| Computer terminals, including parts, attachments, and accessories for computer terminals..... | | 334118-A | 12/93 | 74.2 | 74.2 | 74.2 | 0.8 | 0.0 |
| Computer terminals (excl. parts/attachments/accessories/etc.)..... | | 334118-A1 | 12/93 | 72.1 | 72.1 | 72.1 | 1.1 | 0.0 |
| Other computer peripheral equipment and parts..... | | 334118-B | 12/93 | 68.7 | 68.2 | 68.2 | -0.1 | 0.0 |
| POS terminals, funds-transfer devices and all other miscellaneous computer peripheral equipment..... | | 334118-B1 | 12/93 | 59.1 | 58.9 | 58.9 | -0.2 | 0.0 |
| Parts, attachments, subassemblies, & accessories for POS terminals & oth. computer peripherals..... | | 334118-B2 | 12/93 | 95.9 | 94.7 | — | — | — |
| Secondary products and miscellaneous receipts..... | | 334118-SM | | | | | | |
| Miscellaneous receipts..... | | 334118-M | 12/93 | 91.0 | 91.2 | 91.2 | 1.6 | 0.0 |
| Communications equipment mfg..... | 3342 | | 12/85 | 96.0 | 96.1 | 96.2 | 0.0 | 0.1 |
| Telephone apparatus mfg..... | 33421 | | 12/03 | 88.4 | 88.4 | 88.4 | 0.1 | 0.0 |
| Telephone apparatus manufacturing..... | 334210 | | 12/85 | 88.8 | 88.8 | 88.8 | 0.0 | 0.0 |
| Primary products..... | | 334210-P | 12/85 | 88.2 | 88.2 | 88.2 | 0.0 | 0.0 |
| Telephone switching and switchboard equipment..... | | 334210-1 | 12/85 | 99.6 | 99.6 | 99.6 | 0.0 | 0.0 |
| Wireline voice and data network equipment..... | | 334210-7 | 12/00 | 64.6 | 64.6 | 64.6 | 0.2 | 0.0 |
| Secondary products and miscellaneous receipts..... | | 334210-SM | | | | | | |
| Miscellaneous receipts..... | | 334210-M | 12/85 | 120.7 | 120.7 | — | — | — |
| Radio/TV broadcast & wireless comm equip mfg..... | 33422 | | 12/03 | 99.8 | 100.0 | 100.0 | -0.6 | 0.0 |
| Broadcast and wireless communications equipment mfg..... | 334220 | | 12/91 | 93.7 | 93.8 | 93.8 | -0.6 | 0.0 |
| Primary products..... | | 334220-P | 12/91 | 91.4 | 91.4 | 91.4 | -0.8 | 0.0 |
| Communications systems and equipment, incl. microwave and space satellites (except broadcast)..... | | 334220-1 | 12/85 | 96.5 | 96.5 | 96.5 | -0.8 | 0.0 |
| Broadcast, studio, and related electronic equipment..... | | 334220-2 | 12/85 | 109.9 | 109.9 | 109.9 | 0.5 | 0.0 |
| Secondary products and miscellaneous receipts..... | | 334220-SM | | | | | | |
| Miscellaneous receipts..... | | 334220-M | 12/91 | 133.1 | 133.1 | 133.1 | 0.1 | 0.0 |
| Secondary products..... | | 334220-S | 12/91 | 89.3 | — | — | — | — |
| Other communications equipment mfg..... | 33429 | | 12/03 | 108.1 | 108.2 | 108.4 | 1.5 | 0.2 |
| Other communications equipment manufacturing..... | 334290 | | 12/91 | 115.9 | 116.0 | 116.3 | 1.5 | 0.3 |
| Primary products..... | | 334290-P | 12/91 | 121.4 | 121.5 | 121.6 | 1.5 | 0.1 |
| Alarm systems, including electric sirens and horns..... | | 334290-1 | 12/85 | 119.7 | 119.9 | 119.9 | 1.6 | 0.0 |
| Vehicular and pedestrian traffic control equipment..... | | 334290-2 | 12/85 | 119.2 | 119.2 | 119.4 | 0.5 | 0.2 |
| Intercommunications systems, including inductive paging systems..... | | 334290-3 | 12/85 | 202.2 | 202.2 | 202.2 | 2.8 | 0.0 |
| Secondary products and miscellaneous receipts..... | | 334290-SM | | | | | | |
| Miscellaneous receipts..... | | 334290-M | 11/95 | 54.5 | 54.5 | — | — | — |
| Secondary products..... | | 334290-S | 12/91 | 130.3 | 130.5 | 130.3 | 1.3 | -0.2 |
| Audio & video equipment mfg..... | 3343 | | 12/03 | 84.9 | 85.0 | 84.2 | 0.8 | -0.9 |
| Audio and video equipment mfg..... | 33431 | | 12/03 | 84.9 | 85.0 | 84.2 | 0.8 | -0.9 |
| Audio and video equipment manufacturing..... | 334310 | | 03/80 | 61.4 | 61.5 | 61.0 | 1.0 | -0.8 |
| Primary products..... | | 334310-P | 03/80 | 54.6 | 54.7 | 54.3 | 0.4 | -0.7 |
| Speakers and commercial sound equipment..... | | 334310-4 | 03/80 | 145.6 | 146.2 | 145.7 | 1.1 | -0.3 |
| Other consumer audio and video equipment..... | | 334310-5 | 03/80 | 132.0 | — | 132.0 | -0.4 | — |
| Secondary products and miscellaneous receipts..... | | 334310-SM | | | | | | |
| Miscellaneous receipts..... | | 334310-M | 12/86 | 91.9 | 91.9 | 90.5 | — | -1.5 |
| Secondary products..... | | 334310-S | 03/80 | 186.9 | 186.6 | 186.6 | — | 0.0 |
| Semiconductor & oth electronic component mfg..... | 3344 | | 12/84 | 59.8 | 59.6 | 59.5 | -4.2 | -0.2 |
| Semiconductor & oth electronic component mfg..... | 33441 | | 12/84 | 59.8 | 59.6 | 59.5 | -4.2 | -0.2 |
| Bare printed circuit board manufacturing..... | 334412 | | 06/91 | 100.7 | 100.7 | 100.7 | 2.0 | 0.0 |
| Primary products..... | | 334412-P | 06/91 | 97.3 | 97.3 | 97.3 | 2.3 | 0.0 |
| Bare printed circuit boards..... | | 334412-0 | 06/82 | 109.3 | 109.3 | 109.3 | 2.3 | 0.0 |
| Secondary products and miscellaneous receipts..... | | 334412-SM | | | | | | |
| Semiconductors and related device mfg..... | 334413 | | 12/98 | 40.4 | 40.1 | 40.0 | -9.5 | -0.2 |
| Primary products..... | | 334413-P | 12/98 | 39.5 | 39.2 | 39.1 | -10.5 | -0.3 |

See footnotes at end of table.

Table 5. Producer price indexes for the net output of selected industries and their products, not seasonally adjusted — Continued

| Industry and product ¹ | Industry code | Product code | Index base | Index | | | Percent change to June 2012 from: | |
|--|---------------|--------------|------------|------------------------|-----------------------|------------------------|-----------------------------------|----------|
| | | | | Feb. 2012 ² | May 2012 ² | June 2012 ² | June 2011 | May 2012 |
| Semiconductors and related device mfg - Continued | | | | | | | | |
| Other semiconductor devices, including parts such as chips, wafers, and heat sinks..... | | 334413-A | 06/81 | 59.5 | 60.0 | 59.4 | -0.8 | -1.0 |
| Integrated microcircuits, incl semiconductor networks, microprocessors, & MOS memories..... | | 334413-1 | 12/98 | 31.2 | 30.8 | 30.7 | -14.5 | -0.3 |
| Microprocessors..... | | 334413-12 | 06/07 | 51.0 | 51.0 | 51.0 | -3.2 | 0.0 |
| All other integrated microcircuits..... | | 334413-14 | 06/05 | 48.3 | 46.2 | 46.0 | -20.0 | -0.4 |
| Secondary products and miscellaneous receipts..... | | 334413-SM | | | | | | |
| Secondary products..... | | 334413-S | 06/81 | 108.5 | — | — | — | — |
| Electronic connector manufacturing..... | 334417 | | 12/80 | 189.4 | 191.1 | 191.2 | 3.6 | 0.1 |
| Primary products..... | | 334417-P | 12/80 | 185.4 | 187.3 | 187.5 | 4.3 | 0.1 |
| Electronic connectors, including parts..... | | 334417-0 | 12/80 | 185.4 | 187.3 | 187.5 | 4.3 | 0.1 |
| Secondary products and miscellaneous receipts..... | | 334417-SM | | | | | | |
| Printed circuit assembly manufacturing..... | 334418 | | 12/03 | 85.5 | 85.4 | 85.5 | -2.3 | 0.1 |
| Primary products..... | | 334418-P | 12/03 | 84.3 | 84.2 | 84.2 | -1.4 | 0.0 |
| Printed circuit assemblies, loaded boards, modules and consumer external modems..... | | 334418-9 | 06/06 | 90.6 | 90.6 | 90.6 | -1.4 | 0.0 |
| Secondary products and miscellaneous receipts..... | | 334418-SM | | | | | | |
| Miscellaneous receipts..... | | 334418-M | 12/03 | 97.9 | 97.9 | 97.9 | -5.0 | 0.0 |
| Secondary products..... | | 334418-S | 12/03 | 95.9 | — | — | — | — |
| Other electronic component mfg..... | 334419 | | 12/03 | 115.6 | 116.0 | 115.9 | 2.3 | -0.1 |
| Primary products..... | | 334419-P | 12/03 | 118.0 | 118.4 | 118.3 | 2.5 | -0.1 |
| Electron tubes and parts excluding glass blanks..... | | 334419-T | 12/85 | 67.0 | 67.0 | 66.7 | -0.4 | -0.4 |
| Other electronic components except electron tubes..... | | 334419-U | 12/03 | 118.0 | 118.5 | 118.4 | 2.6 | -0.1 |
| Crystal, filter, piezoelectric, and other related electronic devices (exc. microwave filters)..... | | 334419-U1 | 06/82 | 112.6 | 114.1 | — | — | — |
| All other miscellaneous transducers, including electrical-electronic input/output transducers..... | | 334419-U2 | 06/82 | 124.6 | 124.6 | 124.6 | 0.0 | 0.0 |
| Switches, mechanical, for electronic circuitry..... | | 334419-U3 | 06/82 | 183.5 | 183.5 | — | — | — |
| All other miscellaneous electronic components..... | | 334419-U5 | 12/03 | 123.5 | 123.8 | 123.7 | 3.7 | -0.1 |
| Secondary and miscellaneous receipts..... | | 334419-SM | | | | | | |
| Miscellaneous receipts..... | | 334419-M | 12/03 | 107.2 | 108.0 | 108.0 | 0.7 | 0.0 |
| Secondary products..... | | 334419-S | 12/03 | 91.7 | 92.1 | 91.7 | 0.4 | -0.4 |
| Capacitor, resistor, coil, transformer, and other inductor mfg. | 33441K | | 12/11 | 99.5 | 99.7 | 99.9 | — | 0.2 |
| Primary products..... | | 33441K-P | 12/11 | 99.5 | 99.5 | 99.8 | — | 0.3 |
| Capacitors for electronic circuitry..... | | 33441K-4 | 06/81 | 114.4 | 113.5 | 115.0 | 0.3 | 1.3 |
| Resistors for electronic circuitry..... | | 33441K-5 | 12/05 | 106.7 | 107.7 | 106.6 | -0.3 | -1.0 |
| Electronic coils, transformers, and other inductors..... | | 33441K-6 | 06/00 | 121.9 | 122.3 | 122.3 | 0.7 | 0.0 |
| Secondary products and miscellaneous receipts..... | | 33441K-SM | | | | | | |
| Miscellaneous receipts..... | | 33441K-M | 12/11 | 100.0 | 100.0 | 100.0 | — | 0.0 |
| Nav/measuring/medical/control instruments mfg..... | 3345 | | 12/03 | 111.9 | 112.2 | 112.2 | 1.9 | 0.0 |
| Nav/measuring/medical/control instruments mfg..... | 33451 | | 12/03 | 111.9 | 112.2 | 112.2 | 1.9 | 0.0 |
| Electromedical apparatus manufacturing..... | 334510 | | 06/85 | 82.8 | 83.3 | 83.2 | 0.5 | -0.1 |
| Primary products..... | | 334510-P | 06/85 | 72.0 | 72.4 | 72.4 | 0.6 | 0.0 |
| Electromedical equipment, excluding ionizing radiation equipment..... | | 334510-1Y | 12/02 | 81.8 | 82.4 | 82.3 | 0.5 | -0.1 |
| Secondary products and miscellaneous receipts..... | | 334510-SM | | | | | | |
| Miscellaneous receipts..... | | 334510-M | 12/90 | 138.7 | 138.7 | 138.7 | 1.9 | 0.0 |
| Search, detection and navigation instruments..... | 334511 | | 12/91 | 135.1 | 135.0 | 135.0 | 2.3 | 0.0 |
| Primary products..... | | 334511-P | 12/91 | 130.7 | 130.6 | 130.6 | 2.4 | 0.0 |
| Aeronautical, nautical and navigational instruments, not sending or receiving radio signals..... | | 334511-1 | 12/85 | 217.0 | 214.6 | 214.7 | 0.8 | 0.0 |
| Search, detection, navigation, and guidance systems and equipment..... | | 334511-3 | 12/91 | 127.2 | 127.2 | 127.2 | 2.5 | 0.0 |
| Secondary products and miscellaneous receipts..... | | 334511-SM | | | | | | |
| Secondary products..... | | 334511-S | 12/91 | 170.4 | 170.4 | 170.4 | 3.2 | 0.0 |
| Automatic environmental control manufacturing..... | 334512 | | 12/79 | 224.8 | 224.8 | 224.8 | 1.8 | 0.0 |
| Primary products..... | | 334512-P | 12/79 | 212.4 | 212.3 | 212.3 | 1.6 | 0.0 |
| Automatic environmental controls for monitoring residential, commercial, and appliance use..... | | 334512-0 | 12/03 | 113.4 | 113.3 | 113.3 | 1.6 | 0.0 |
| Secondary products and miscellaneous receipts..... | | 334512-SM | | | | | | |
| Secondary products..... | | 334512-S | 12/79 | 237.9 | 243.7 | 243.7 | 3.0 | 0.0 |
| Industrial process variable instruments mfg..... | 334513 | | 06/83 | 202.9 | 204.7 | 205.2 | 2.2 | 0.2 |
| Primary products..... | | 334513-P | 06/83 | 212.8 | 214.8 | 215.3 | 2.4 | 0.2 |
| Process control instruments..... | | 334513-0 | 12/03 | 127.0 | 128.2 | 128.5 | 2.4 | 0.2 |
| Secondary products and miscellaneous receipts..... | | 334513-SM | | | | | | |
| Miscellaneous receipts..... | | 334513-M | 06/83 | 174.2 | 174.2 | 174.3 | 0.2 | 0.1 |
| Secondary products..... | | 334513-S | 06/83 | 142.3 | 142.7 | 143.8 | 2.4 | 0.8 |

See footnotes at end of table.

Table 5. Producer price indexes for the net output of selected industries and their products, not seasonally adjusted — Continued

| Industry and product ¹ | Industry code | Product code | Index base | Index | | | Percent change to June 2012 from: | |
|---|---------------|--------------|------------|------------------------|-----------------------|------------------------|-----------------------------------|----------|
| | | | | Feb. 2012 ² | May 2012 ² | June 2012 ² | June 2011 | May 2012 |
| Totalizing fluid meters and counting devices..... | 334514 | | 12/85 | 158.3 | 158.8 | 159.1 | 5.5 | 0.2 |
| Primary products..... | | 334514-P | 12/85 | 159.4 | 159.9 | 160.0 | 5.5 | 0.1 |
| Integrating and totalizing meters for gas and liquids..... | | 334514-1 | 12/85 | 186.9 | 188.0 | 188.2 | 5.4 | 0.1 |
| Counting devices, excluding motor vehicle instruments..... | | 334514-3 | 12/85 | 181.6 | — | — | — | — |
| Motor vehicle instruments..... | | 334514-7 | 12/85 | 108.2 | 108.2 | 108.2 | 3.6 | 0.0 |
| Secondary products and miscellaneous receipts..... | | 334514-SM | | | | | | |
| Secondary products..... | | 334514-S | 12/85 | 146.2 | 147.6 | 150.2 | 2.9 | 1.8 |
| Electricity and signal testing instruments mfg..... | 334515 | | 12/83 | 158.3 | 159.4 | 159.4 | 3.1 | 0.0 |
| Primary products..... | | 334515-P | 12/83 | 154.8 | 156.0 | 156.0 | 3.0 | 0.0 |
| Test equipment for testing electrical, radio & communication circuits & motors..... | | 334515-4 | 12/83 | 158.0 | 159.2 | 159.1 | 2.8 | -0.1 |
| Electrical integrating instruments and other instruments to measure electricity..... | | 334515-9 | 06/06 | 110.0 | 111.2 | 111.2 | 3.5 | 0.0 |
| Secondary products and miscellaneous receipts..... | | 334515-SM | | | | | | |
| Secondary products..... | | 334515-S | 12/83 | 148.7 | — | — | — | — |
| Analytical laboratory instrument mfg..... | 334516 | | 12/85 | 140.3 | 140.3 | 140.3 | 0.4 | 0.0 |
| Primary products..... | | 334516-P | 12/85 | 141.5 | 141.5 | 141.5 | 0.3 | 0.0 |
| Analytical and scientific instruments, excluding optical..... | | 334516-0 | 12/85 | 141.5 | 141.5 | 141.5 | 0.3 | 0.0 |
| Secondary products and miscellaneous receipts..... | | 334516-SM | | | | | | |
| Miscellaneous receipts..... | | 334516-M | 12/85 | 168.1 | 168.1 | 168.1 | 0.8 | 0.0 |
| Secondary products..... | | 334516-S | 12/85 | 112.7 | 112.9 | 112.6 | 0.9 | -0.3 |
| Irradiation apparatus manufacturing..... | 334517 | | 06/90 | 116.4 | 116.4 | 116.4 | 0.5 | 0.0 |
| Primary products..... | | 334517-P | 06/85 | 118.0 | 118.1 | 118.1 | 0.6 | 0.0 |
| Irradiation (ionizing radiation) equipment..... | | 334517-0 | 06/85 | 118.0 | 118.1 | 118.1 | 0.6 | 0.0 |
| Secondary products and miscellaneous receipts..... | | 334517-SM | | | | | | |
| Miscellaneous receipts..... | | 334517-M | 06/90 | 115.4 | 115.5 | 115.5 | 0.3 | 0.0 |
| Other measuring and controlling device mfg..... | 334519 | | 06/85 | 157.2 | 157.7 | 157.6 | 1.6 | -0.1 |
| Primary products..... | | 334519-P | 06/85 | 149.6 | 150.0 | 149.9 | 1.5 | -0.1 |
| Aircraft engine instruments, except flight..... | | 334519-2 | 06/85 | 136.0 | 136.7 | — | — | — |
| Physical properties testing & inspection equipment and kinematic testing & measuring equipment..... | | 334519-4 | 06/85 | 151.8 | 152.1 | 151.8 | 3.5 | -0.2 |
| Nuclear radiation detection and monitoring instruments..... | | 334519-5 | 06/85 | 165.8 | — | — | — | — |
| Commercial, geophysical, meteorological, and general-purpose instruments and equipment..... | | 334519-7 | 06/85 | 159.4 | 159.4 | 159.4 | 0.2 | 0.0 |
| Watches, clocks, and parts..... | | 334519-8 | 12/03 | 115.6 | 117.5 | 117.2 | 1.7 | -0.3 |
| Survey and drafting instruments and apparatus, including photogrammetric equipment..... | | 334519-9 | 12/91 | 112.7 | 112.7 | — | — | — |
| Secondary products and miscellaneous receipts..... | | 334519-SM | | | | | | |
| Miscellaneous receipts..... | | 334519-M | 06/85 | 223.8 | 225.7 | 225.7 | 2.2 | 0.0 |
| Secondary products..... | | 334519-S | 06/85 | 158.2 | 158.4 | 158.4 | 2.3 | 0.0 |
| Mfg & reproducing magnetic & optical media..... | 3346 | | 12/03 | 86.7 | 86.9 | 86.9 | -0.6 | 0.0 |
| Mfg & reproducing magnetic & optical media..... | 33461 | | 12/03 | 86.7 | 86.9 | 86.9 | -0.6 | 0.0 |
| Magnetic and optical recording media mfg..... | 334613 | | 06/91 | 56.3 | 57.1 | 57.1 | -2.2 | 0.0 |
| Primary products..... | | 334613-P | 06/91 | 58.8 | 59.6 | 59.6 | -2.5 | 0.0 |
| Magnetic and optical recording media..... | | 334613-0 | 06/91 | 58.8 | 59.6 | 59.6 | -2.5 | 0.0 |
| Software and other prerecorded compact disc, tape, and record reproducing..... | 334614 | | 12/11 | 100.5 | 100.3 | 100.3 | — | 0.0 |
| Primary products..... | | 334614-P | 12/11 | 100.6 | 100.4 | 100.4 | — | 0.0 |
| Audio and video media reproduction..... | | 334614-2 | 12/06 | 97.7 | 97.5 | 97.5 | 0.2 | 0.0 |
| Audio discs, full-length (including CDs and vinyl records)..... | | 334614-21 | 12/03 | 99.1 | 98.7 | 98.7 | 2.6 | 0.0 |
| Reproduction of video recording media..... | | 334614-23 | 12/03 | 88.3 | 88.3 | 88.3 | -1.2 | 0.0 |
| All other reproduction of audio recording media, including full-length audio cassette tapes..... | | 334614-26 | 12/03 | 90.5 | 90.5 | 90.5 | 0.0 | 0.0 |
| Secondary products and miscellaneous receipts..... | | 334614-SM | | | | | | |
| Miscellaneous receipts..... | | 334614-M | 12/11 | — | — | 100.0 | — | — |
| Electrical equipment and appliance mfg..... | 335 | | 12/03 | 138.0 | 138.7 | 138.8 | 1.6 | 0.1 |
| Electric lighting equipment mfg..... | 3351 | | 12/03 | 118.4 | 119.4 | 118.5 | 3.3 | -0.8 |
| Electric lamp bulb & part mfg..... | 33511 | | 12/03 | 110.0 | 111.0 | 110.6 | 10.7 | -0.4 |
| Electric lamp bulb and part mfg..... | 335110 | | 12/83 | 121.0 | 122.1 | 121.7 | 10.7 | -0.3 |
| Primary products..... | | 335110-P | 12/83 | 120.1 | 121.2 | 120.7 | 11.1 | -0.4 |
| Electric lamp bulbs and tubes (including sealed beam lamp bulbs)..... | | 335110-1Z | 12/04 | 114.2 | 114.8 | 114.8 | 12.9 | 0.0 |
| Secondary products and miscellaneous receipts..... | | 335110-SM | | | | | | |
| Lighting fixture mfg..... | 33512 | | 12/03 | 121.0 | 122.1 | 121.1 | 1.7 | -0.8 |
| Residential electric lighting fixture mfg..... | 335121 | | 12/83 | 176.8 | 181.7 | 175.8 | 1.4 | -3.2 |
| Primary products..... | | 335121-P | 12/83 | 174.8 | 180.0 | 173.5 | 0.9 | -3.6 |

See footnotes at end of table.

Table 5. Producer price indexes for the net output of selected industries and their products, not seasonally adjusted — Continued

| Industry and product ¹ | Industry code | Product code | Index base | Index | | | Percent change to June 2012 from: | |
|--|---------------|--------------|------------|------------------------|-----------------------|------------------------|-----------------------------------|----------|
| | | | | Feb. 2012 ² | May 2012 ² | June 2012 ² | June 2011 | May 2012 |
| Residential electric lighting fixture mfg - Continued | | | | | | | | |
| Residential-type electric lighting fixtures (except portable), including parts and accessories..... | | 335121-1 | 12/83 | 170.0 | 175.1 | 167.3 | -0.5 | -4.5 |
| Residential-type portable lighting fixtures, including parts and accessories..... | | 335121-4 | 12/83 | 180.9 | 185.9 | 183.2 | 3.8 | -1.5 |
| Secondary products and miscellaneous receipts..... | | 335121-SM | | | | | | |
| Miscellaneous receipts..... | | 335121-M | 03/99 | 123.6 | — | — | — | — |
| Secondary products..... | | 335121-S | 12/83 | 226.4 | — | — | — | — |
| Nonresidential electric lighting fixture mfg..... | | | | | | | | |
| Primary products..... | 335122 | 335122-P | 06/81 | 185.7 | 185.8 | 185.5 | 2.7 | -0.2 |
| Commercial and institutional-type electric lighting fixtures, including parts and accessories..... | | 335122-1 | 06/81 | 182.8 | 182.6 | 182.5 | 2.9 | -0.1 |
| Industrial-type electric lighting fixtures, including parts and accessories..... | | 335122-2Z | 06/81 | 190.8 | 190.8 | 184.3 | -0.3 | -3.4 |
| Secondary products and miscellaneous receipts..... | | 335122-SM | | | | | | |
| Other lighting equipment manufacturing..... | | | | | | | | |
| Primary products..... | 335129 | 335129-P | 06/85 | 137.3 | 138.1 | 138.1 | 0.8 | 0.0 |
| Outdoor lighting equipment (including parts and accessories)..... | | 335129-1 | 06/85 | 154.1 | 155.1 | 155.1 | 1.0 | 0.0 |
| All other miscellaneous electric and nonelectric lighting equipment, incl parts and accessories..... | | 335129-4 | 06/85 | 108.8 | 109.6 | 109.6 | 0.7 | 0.0 |
| Secondary products and miscellaneous receipts..... | | 335129-SM | | | | | | |
| Miscellaneous receipts..... | | 335129-M | 05/89 | 134.6 | — | — | — | — |
| Secondary products..... | | 335129-S | 06/85 | 147.1 | 147.2 | 147.3 | 0.7 | 0.1 |
| Household appliance mfg..... | | | | | | | | |
| Small electrical appliance mfg..... | 33521 | | 12/03 | 111.7 | 112.9 | 112.5 | 2.8 | -0.4 |
| Small electrical appliance mfg..... | 335210 | | 12/11 | 101.5 | 102.6 | 102.2 | — | -0.4 |
| Primary products..... | | 335210-P | 12/11 | 102.0 | 103.2 | 102.8 | — | -0.4 |
| Electric housewares and household fans..... | | 335210-1 | 12/82 | 125.9 | 128.5 | 127.6 | 5.9 | -0.7 |
| Small electric household appliances, except fans and wall and baseboard heating units..... | | 335210-14 | 12/82 | 109.9 | 113.6 | 112.3 | 3.2 | -1.1 |
| Parts and attachments for small household electric appliances..... | | 335210-15 | 12/82 | 142.1 | — | — | — | — |
| Household vacuum cleaners, floor waxing, polishing machines and parts..... | | 335210-2 | 12/82 | 104.4 | 104.4 | 104.4 | -0.9 | 0.0 |
| Secondary products and miscellaneous receipts..... | | 335210-SM | | | | | | |
| Miscellaneous receipts..... | | 335210-M | 01/86 | 100.0 | 100.0 | 100.0 | 4.8 | 0.0 |
| Secondary products..... | | 335210-S | 12/82 | 220.8 | — | 222.6 | — | — |
| Major appliance mfg..... | | | | | | | | |
| Household cooking appliance manufacturing..... | 335221 | | 06/81 | 130.3 | 129.6 | 133.3 | 6.7 | 2.9 |
| Primary products..... | | 335221-P | 06/81 | 124.0 | 123.3 | 127.1 | 7.0 | 3.1 |
| Electric (including microwave) household ranges, ovens, surface cooking units, and equipment..... | | 335221-1Y | 06/81 | 105.2 | 103.9 | 109.5 | 5.7 | 5.4 |
| Gas household ranges, ovens, surface cooking units, and equipment (incl. parts and accessories)..... | | 335221-3Y | 06/81 | 130.7 | 131.1 | 131.9 | 4.2 | 0.6 |
| Other household ranges and cooking equipment, including outdoor equipment..... | | 335221-5Y | 06/81 | 169.5 | 169.6 | 169.6 | 8.5 | 0.0 |
| Secondary products and miscellaneous receipts..... | | 335221-SM | | | | | | |
| Miscellaneous receipts..... | | 335221-M | 12/02 | 110.9 | 110.9 | 110.9 | 8.7 | 0.0 |
| Household refrigerator and home freezer mfg..... | | | | | | | | |
| Primary products..... | 335222 | 335222-P | 12/81 | 109.6 | 110.2 | 110.5 | 3.0 | 0.3 |
| Household refrigerators, including combination refrigerator-freezers..... | | 335222-1 | 12/81 | 97.8 | 98.5 | 98.2 | 2.2 | -0.3 |
| Household food freezers, complete units..... | | 335222-2 | 04/82 | 159.8 | 161.0 | 167.5 | 8.8 | 4.0 |
| Parts and attachments for household refrigerators and freezers..... | | 335222-3 | 11/99 | 107.1 | 107.1 | 107.1 | 5.2 | 0.0 |
| Secondary products and miscellaneous receipts..... | | 335222-SM | | | | | | |
| Miscellaneous receipts..... | | 335222-M | 12/02 | 129.8 | — | — | — | — |
| Household laundry equipment manufacturing..... | | | | | | | | |
| Primary products..... | 335224 | 335224-P | 12/79 | 137.9 | 136.5 | 138.1 | 6.1 | 1.2 |
| Household laundry equipment and parts..... | | 335224-0 | 12/02 | 106.3 | 105.2 | 106.4 | 6.1 | 1.1 |
| Other major household appliance manufacturing..... | | | | | | | | |
| Primary products..... | 335228 | 335228-P | 12/82 | 210.9 | 212.6 | 217.2 | 3.0 | 2.2 |
| Household water heaters, electric, for permanent installation..... | | 335228-1 | 12/82 | 304.2 | 304.1 | 317.3 | 4.5 | 4.3 |
| Household water heaters, except electric..... | | 335228-3 | 12/82 | 325.9 | 325.8 | 340.2 | 4.5 | 4.4 |
| All other miscellaneous household appliances, including parts..... | | 335228-5 | 12/82 | 108.6 | 110.5 | 110.1 | 1.7 | -0.4 |
| Secondary products and miscellaneous receipts..... | | 335228-SM | | | | | | |
| Miscellaneous receipts..... | | 335228-M | 12/82 | 331.6 | 331.6 | 357.9 | 7.9 | 7.9 |
| Secondary products..... | | 335228-S | 12/82 | 188.6 | 189.1 | 195.0 | 3.9 | 3.1 |

See footnotes at end of table.

Table 5. Producer price indexes for the net output of selected industries and their products, not seasonally adjusted — Continued

| Industry and product ¹ | Industry code | Product code | Index base | Index | | | Percent change to June 2012 from: | |
|---|---------------|--------------|------------|------------------------|-----------------------|------------------------|-----------------------------------|----------|
| | | | | Feb. 2012 ² | May 2012 ² | June 2012 ² | June 2011 | May 2012 |
| Electrical equipment mfg. | 3353 | | 12/03 | 139.4 | 139.5 | 139.4 | 0.9 | -0.1 |
| Electrical equipment mfg. | 33531 | | 12/03 | 139.4 | 139.5 | 139.4 | 0.9 | -0.1 |
| Electric power and specialty transformer mfg. | 335311 | | 06/81 | 247.1 | 248.6 | 248.6 | 1.2 | 0.0 |
| Primary products. | | 335311-P | 06/81 | 250.0 | 252.5 | 252.5 | 1.6 | 0.0 |
| Power and distribution transformers, except parts. | | 335311-1 | 12/99 | 203.0 | 205.6 | 205.6 | 2.0 | 0.0 |
| Specialty transformers, except fluorescent lamp ballasts. | | 335311-3Z | 06/81 | 110.7 | 110.6 | - | - | - |
| Fluorescent lamp ballasts. | | 335311-5 | 06/81 | 194.8 | 191.7 | - | - | - |
| Power regulators, boosters, and other transformers and parts for all transformers. | | 335311-9Z | 01/00 | 122.9 | 122.9 | 122.9 | 0.7 | 0.0 |
| Secondary products and miscellaneous receipts. | | 335311-SM | | | | | | |
| Motor and generator manufacturing. | 335312 | | 06/83 | 201.7 | 201.4 | 201.4 | 1.9 | 0.0 |
| Primary products. | | 335312-P | 06/83 | 200.0 | 199.5 | 199.5 | 1.7 | 0.0 |
| Parts, supplies for motors, generators, generator sets, and other rotating equipment. | | 335312-C | 12/87 | 202.2 | 202.2 | 202.2 | 0.1 | 0.0 |
| Other motors and generators. | | 335312-F | 06/06 | 118.6 | 117.6 | 117.6 | 2.3 | 0.0 |
| Fractional horsepower motors (rated at less than 746 watts) (except hermetics). | | 335312-1 | 06/83 | 177.5 | 177.4 | 177.3 | 1.4 | -0.1 |
| Integral horsepower motors & generators other than for land transport equip (exc hermetics). | | 335312-3 | 06/83 | 246.3 | 247.3 | 247.3 | 0.9 | 0.0 |
| Secondary products and miscellaneous receipts. | | 335312-SM | | | | | | |
| Miscellaneous receipts. | | 335312-M | 12/86 | 196.8 | 199.3 | 199.2 | 4.8 | -0.1 |
| Secondary products. | | 335312-S | 06/83 | 205.6 | 205.5 | 205.5 | 1.7 | 0.0 |
| Switchgear and switchboard apparatus mfg. | 335313 | | 06/85 | 199.2 | 198.7 | 198.6 | -0.4 | -0.1 |
| Primary products. | | 335313-P | 06/85 | 201.4 | 200.7 | 200.6 | -0.4 | 0.0 |
| Switchgear, except relays and ducts, 1000 volts and under. | | 335313-A | 06/85 | 205.7 | 204.2 | 206.2 | -0.8 | 1.0 |
| Low voltage panelboards and distribution boards, 1000 volts or less. | | 335313-3 | 06/85 | 183.7 | 184.7 | 184.7 | 1.4 | 0.0 |
| Molded case circuit breakers, 1000 volts or less. | | 335313-7 | 06/85 | 182.4 | - | - | - | - |
| Ducts, including plug-in units and accessories, 1000 volts or less. | | 335313-9 | 08/97 | 219.6 | 219.6 | - | - | - |
| Secondary products and miscellaneous receipts. | | 335313-SM | | | | | | |
| Relay and industrial control mfg. | 335314 | | 06/85 | 196.2 | 196.5 | 196.2 | 0.6 | -0.2 |
| Primary products. | | 335314-P | 06/85 | 202.8 | 203.0 | 202.9 | 1.2 | 0.0 |
| Relays for electronic circuitry, industrial control overload and switchgear type. | | 335314-1 | 06/90 | 189.2 | 189.3 | 188.4 | -2.4 | -0.5 |
| Specific-purpose industrial controls. | | 335314-3Z | 06/85 | 164.6 | 164.4 | 164.4 | 0.2 | 0.0 |
| General-purpose industrial controls. | | 335314-6Z | 06/85 | 224.3 | 225.0 | 224.8 | 2.7 | -0.1 |
| Parts for industrial controls and motor-control accessories. | | 335314-7 | 06/90 | 180.4 | 180.4 | 180.4 | 0.3 | 0.0 |
| Secondary products and miscellaneous receipts. | | 335314-SM | | | | | | |
| Miscellaneous receipts. | | 335314-M | 06/85 | 225.1 | 225.5 | 223.9 | -1.6 | -0.7 |
| Other electrical equipment & component mfg. | 3359 | | 12/03 | 154.1 | 155.5 | 155.3 | 0.6 | -0.1 |
| Battery mfg. | 33591 | | 12/03 | 147.0 | 150.7 | 151.2 | 3.6 | 0.3 |
| Storage battery manufacturing. | 335911 | | 12/84 | 195.9 | 200.7 | 201.6 | 4.2 | 0.4 |
| Primary products. | | 335911-P | 12/84 | 196.5 | 201.6 | 202.5 | 4.3 | 0.4 |
| Storage batteries, lead acid type, BCI dimensional size group 8D or smaller. | | 335911-1 | 12/84 | 192.1 | 198.7 | 199.9 | 5.5 | 0.6 |
| Storage batteries, lead acid type, larger than BCI dimensional size group 8D. | | 335911-4 | 12/84 | 222.1 | 224.8 | 224.8 | 2.3 | 0.0 |
| Storage batteries (except lead acid), including parts for all storage batteries. | | 335911-7 | 02/85 | 205.0 | 206.0 | 205.8 | 0.8 | -0.1 |
| Secondary products and miscellaneous receipts. | | 335911-SM | | | | | | |
| Secondary products. | | 335911-S | 12/84 | 203.0 | 203.3 | 203.2 | 8.2 | 0.0 |
| Primary battery manufacturing. | 335912 | | 12/80 | 193.6 | 198.5 | 198.7 | 2.5 | 0.1 |
| Primary products. | | 335912-P | 12/80 | 198.1 | 203.2 | 203.5 | 2.6 | 0.1 |
| Primary batteries. | | 335912-0 | 06/03 | 118.3 | 121.4 | 121.6 | 2.6 | 0.2 |
| Round, prismatic, button and coin primary battery cells, including parts. | | 335912-04 | 06/03 | 118.3 | 121.4 | 121.6 | 2.6 | 0.2 |
| Secondary products and miscellaneous receipts. | | 335912-SM | | | | | | |
| Communication & energy wire & cable mfg. | 33592 | | 12/03 | 180.2 | 181.5 | 180.7 | -3.6 | -0.4 |
| Fiber optic cable manufacturing. | 335921 | | 12/03 | 84.2 | 84.6 | 84.3 | -1.4 | -0.4 |
| Primary products. | | 335921-P | 12/03 | 83.1 | 83.6 | 83.4 | -1.0 | -0.2 |
| Fiber optic cable. | | 335921-0 | 12/03 | 83.1 | 83.6 | 83.4 | -1.0 | -0.2 |
| Secondary products and miscellaneous receipts. | | 335921-SM | | | | | | |
| Secondary products. | | 335921-S1 | 07/09 | 101.6 | - | - | - | - |
| Other communication and energy wire mfg. | 335929 | | 12/03 | 202.3 | 203.9 | 202.9 | -3.7 | -0.5 |
| Primary products. | | 335929-P | 12/03 | 208.9 | 211.0 | 209.9 | -3.7 | -0.5 |
| Electronic wire and cable, made of nonferrous metals (purchased wire). | | 335929-A | 12/82 | 264.5 | 262.9 | 263.0 | 1.4 | 0.0 |

See footnotes at end of table.

Table 5. Producer price indexes for the net output of selected industries and their products, not seasonally adjusted — Continued

| Industry and product ¹ | Industry code | Product code | Index base | Index | | | Percent change to June 2012 from: | |
|--|---------------|--------------|------------|------------------------|-----------------------|------------------------|-----------------------------------|----------|
| | | | | Feb. 2012 ² | May 2012 ² | June 2012 ² | June 2011 | May 2012 |
| Other communication and energy wire mfg - Continued | | | | | | | | |
| Telephone and telegraph wire and cable, made of nonferrous metals (purchased wire)..... | | 335929-B | 12/82 | 477.6 | 478.8 | 475.6 | -4.1 | -0.7 |
| Building wire and cable, made of nonferrous metals (purchased wire)..... | | 335929-D | 12/82 | 340.3 | — | 350.2 | -8.1 | — |
| Other insulated wire & cable, incl control & signal, made of nonferrous metals (purchased wire)..... | | 335929-F | 12/11 | 101.1 | 100.2 | 100.9 | — | 0.7 |
| Power wire and cable, made from nonferrous metals (purchased wire)..... | | 335929-1 | 12/82 | 248.7 | 254.0 | 248.7 | -1.5 | -2.1 |
| Secondary products and miscellaneous receipts..... | | 335929-SM | | | | | | |
| Secondary products..... | | 335929-S | 12/03 | 147.1 | 143.0 | — | — | — |
| Wiring device mfg..... | 33593 | | 12/03 | 151.5 | 152.4 | 152.4 | 3.3 | 0.0 |
| Current-carrying wiring device manufacturing..... | 335931 | | 12/81 | 195.6 | 196.0 | 195.9 | 4.7 | -0.1 |
| Primary products..... | | 335931-P | 12/81 | 188.7 | 188.7 | 188.6 | 5.3 | -0.1 |
| Current-carrying wiring devices, nec..... | | 335931-A | 06/06 | 108.9 | 107.7 | 107.7 | 0.4 | 0.0 |
| Current-carrying switches for electrical circuitry (including vehicular switches)..... | | 335931-5Z | 12/99 | 143.4 | 142.8 | 144.3 | 11.8 | 1.1 |
| Current-carrying wire connectors for electrical circuitry..... | | 335931-9 | 12/81 | 186.3 | 188.6 | 185.5 | 0.6 | -1.6 |
| Secondary products and miscellaneous receipts..... | | 335931-SM | | | | | | |
| Miscellaneous receipts..... | | 335931-M | 12/93 | 152.8 | 157.9 | — | — | — |
| Secondary products..... | | 335931-S | 12/81 | 226.5 | 226.6 | 226.6 | 0.0 | 0.0 |
| Noncurrent-carrying wiring device mfg..... | 335932 | | 12/81 | 313.8 | 317.3 | 317.4 | 1.5 | 0.0 |
| Primary products..... | | 335932-P | 12/81 | 308.9 | 312.8 | 312.8 | 1.5 | 0.0 |
| Noncurrent-carrying pole and transmission line hardware..... | | 335932-1 | 12/81 | 273.2 | — | 275.0 | 2.0 | — |
| Noncurrent-carrying electrical conduit and conduit fittings, incl. plastic conduit & fittings..... | | 335932-3Z | 12/81 | 316.9 | 323.5 | 322.2 | 1.9 | -0.4 |
| Other noncurrent-carrying wiring devices and supplies (boxes, covers, bar hangers, etc.)..... | | 335932-6 | 12/81 | 318.5 | 320.5 | 322.2 | 1.7 | 0.5 |
| Secondary products and miscellaneous receipts..... | | 335932-SM | | | | | | |
| Miscellaneous receipts..... | | 335932-M | 12/86 | 362.0 | 359.2 | 362.2 | — | 0.8 |
| Secondary products..... | | 335932-S | 12/81 | 304.3 | 304.9 | 304.7 | 0.8 | -0.1 |
| All other electrical equipment & component mfg..... | 33599 | | 12/03 | 121.6 | 122.0 | 121.7 | 3.5 | -0.2 |
| Carbon and graphite product manufacturing..... | 335991 | | 06/85 | 174.7 | 175.6 | 175.4 | 9.4 | -0.1 |
| Primary products..... | | 335991-P | 06/85 | 179.3 | 180.2 | 180.0 | 10.6 | -0.1 |
| Carbon and graphite electrodes for electric furnaces and electrolytic cell use..... | | 335991-1 | 06/85 | 197.9 | — | — | — | — |
| All other carbon and graphite products..... | | 335991-3 | 12/03 | 133.6 | 135.2 | 134.9 | 2.4 | -0.2 |
| Secondary and miscellaneous receipts..... | | 335991-SM | | | | | | |
| Miscellaneous electrical equipment mfg..... | 335999 | | 12/03 | 112.8 | 113.2 | 112.9 | 1.6 | -0.3 |
| Primary products..... | | 335999-P | 12/03 | 111.8 | 112.2 | 111.9 | 1.7 | -0.3 |
| Rectifying apparatus..... | | 335999-3 | 12/85 | 138.4 | 138.8 | 138.8 | 1.2 | 0.0 |
| All miscellaneous electrical equipment except rectifying apparatus..... | | 335999-4 | 06/08 | 101.8 | 102.2 | 101.9 | 2.2 | -0.3 |
| Secondary products and miscellaneous receipts..... | | 335999-SM | | | | | | |
| Miscellaneous receipts..... | | 335999-M | 12/03 | 121.7 | 121.7 | 121.7 | 1.2 | 0.0 |
| Secondary products..... | | 335999-S | 12/03 | 116.4 | 116.9 | 116.3 | 0.9 | -0.5 |
| Transportation equipment manufacturing..... | 336 | | 12/03 | 114.2 | 114.1 | 114.2 | 1.9 | 0.1 |
| Motor vehicle manufacturing..... | 3361 | | 12/03 | 104.1 | 103.4 | 103.4 | 1.9 | 0.0 |
| Automobile and light truck manufacturing..... | 33611 | | 12/03 | 102.1 | 101.3 | 101.3 | 1.8 | 0.0 |
| Automobile, light truck and utility vehicle mfg..... | 336110 | | 06/82 | 140.4 | 139.5 | 139.4 | 1.8 | -0.1 |
| Primary products..... | | 336110-P | 06/82 | 139.3 | 138.2 | 138.2 | 1.9 | 0.0 |
| Passenger cars and chassis..... | | 336110-1 | 06/82 | 130.5 | 130.5 | 130.1 | 0.5 | -0.3 |
| Trucks, truck tractors, & bus chassis 14,000 lbs. or less, including minivans & SUVs..... | | 336110-2 | 06/82 | 156.6 | 154.8 | 154.9 | 2.7 | 0.1 |
| Secondary products and miscellaneous receipts..... | | 336110-SM | | | | | | |
| Heavy duty truck manufacturing..... | 33612 | | 12/03 | 133.8 | 133.8 | 134.0 | 2.7 | 0.1 |
| Heavy duty truck mfg..... | 336120 | | 12/03 | 133.9 | 133.9 | 134.1 | 2.7 | 0.1 |
| Primary products..... | | 336120-P | 12/03 | 134.6 | 134.6 | 134.8 | 2.7 | 0.1 |
| Trucks, truck tractors, and bus chassis (chassis of own manufacture) 14,001 to 33,000 lbs..... | | 336120-1 | 12/03 | 144.4 | 144.4 | 144.8 | — | 0.3 |
| Trucks, truck tractors, and bus chassis (chassis of own manufacture) 33,001 lbs. or more..... | | 336120-2 | 06/87 | 187.1 | 187.1 | 187.1 | 3.5 | 0.0 |
| Buses, including military and firefighting vehicles (chassis of own manufacture)..... | | 336120-3 | 12/03 | 122.1 | 122.1 | 122.6 | 1.6 | 0.4 |
| Secondary products and miscellaneous receipts..... | | 336120-SM | | | | | | |
| Secondary products..... | | 336120-S | 12/03 | 114.0 | 114.0 | 114.1 | 3.3 | 0.1 |
| Motor vehicle body and trailer manufacturing..... | 3362 | | 12/03 | 127.5 | 128.0 | 129.2 | 3.0 | 0.9 |
| Motor vehicle body and trailer manufacturing..... | 33621 | | 12/03 | 127.7 | 128.2 | 129.5 | 3.0 | 1.0 |

See footnotes at end of table.

Table 5. Producer price indexes for the net output of selected industries and their products, not seasonally adjusted — Continued

| Industry and product ¹ | Industry code | Product code | Index base | Index | | | Percent change to June 2012 from: | |
|--|---------------|--------------|------------|------------------------|-----------------------|------------------------|-----------------------------------|----------|
| | | | | Feb. 2012 ² | May 2012 ² | June 2012 ² | June 2011 | May 2012 |
| Motor vehicle body manufacturing..... | 336211 | | 12/82 | 224.6 | 225.3 | 226.7 | 2.6 | 0.6 |
| Primary products..... | | 336211-P | 12/82 | 220.1 | 220.9 | 222.1 | 2.2 | 0.5 |
| Van bodies, sold separately..... | | 336211-4 | 12/08 | 101.8 | 101.8 | 101.8 | 0.9 | 0.0 |
| Other truck and vehicle bodies, sold separately..... | | 336211-5 | 12/08 | 103.6 | 103.6 | 103.6 | 2.7 | 0.0 |
| Dump truck bodies, sold separately..... | | 336211-5A | 12/08 | 94.9 | 94.9 | 94.9 | 2.8 | 0.0 |
| All other truck and vehicle bodies, sold separately..... | | 336211-5B | 12/08 | 104.8 | 104.8 | 104.8 | 2.7 | 0.0 |
| Buses and firefighting vehicles, complete, produced on purchased chassis..... | | 336211-7 | 12/08 | 105.2 | 106.5 | 106.5 | 1.7 | 0.0 |
| Other trucks and vehicles, complete, produced on purchased chassis..... | | 336211-9 | 12/08 | 101.1 | 101.4 | 103.5 | 4.3 | 2.1 |
| Secondary products and miscellaneous receipts..... | | 336211-SM | | | | | | |
| Miscellaneous receipts..... | | 336211-M | 12/82 | 308.4 | 308.4 | 312.2 | 4.6 | 1.2 |
| Secondary products..... | | 336211-S | 12/82 | 188.4 | 190.2 | 191.4 | 6.9 | 0.6 |
| Truck trailer manufacturing..... | 336212 | | 12/79 | 221.2 | 223.2 | 223.0 | 2.4 | -0.1 |
| Primary products..... | | 336212-P | 12/79 | 218.5 | 220.6 | 220.4 | 2.6 | -0.1 |
| Truck trailers and chassis, axle rating 10,000 lbs. or more.. | | 336212-1 | 12/79 | 215.8 | 218.1 | 217.8 | 2.7 | -0.1 |
| Truck trailers and chassis, axle rating less than 10,000 lbs..... | | 336212-3 | 11/84 | 227.0 | 227.0 | 227.0 | 0.4 | 0.0 |
| Secondary products and miscellaneous receipts..... | | 336212-SM | | | | | | |
| Secondary products..... | | 336212-S | 12/79 | 238.0 | 238.5 | 239.2 | 1.4 | 0.3 |
| Motor home manufacturing..... | 336213 | | 06/84 | 172.4 | 172.4 | 176.6 | 4.0 | 2.4 |
| Primary products..... | | 336213-P | 06/84 | 170.0 | 170.0 | 174.2 | 3.2 | 2.5 |
| Motor homes built on purchased chassis..... | | 336213-0 | 06/06 | 101.4 | 101.4 | 103.8 | 3.2 | 2.4 |
| Secondary products and miscellaneous receipts..... | | 336213-SM | | | | | | |
| Travel trailer and camper manufacturing..... | 336214 | | 12/03 | 125.5 | 125.8 | 127.7 | 3.3 | 1.5 |
| Primary products..... | | 336214-P | 12/03 | 125.0 | 125.3 | 127.3 | 3.5 | 1.6 |
| Travel trailers..... | | 336214-1 | 06/84 | 165.5 | 165.7 | 169.4 | 4.6 | 2.2 |
| Conventional travel trailers..... | | 336214-16Z | 12/11 | 100.5 | 100.5 | 102.0 | - | 1.5 |
| Fifth wheel travel trailers..... | | 336214-17Z | 12/11 | 100.0 | 100.4 | 104.2 | - | 3.8 |
| Automobile and light truck trailers..... | | 336214-3 | 12/92 | 162.6 | 163.2 | 164.1 | 1.4 | 0.6 |
| Camping trailers, campers, pick-up covers, and parts..... | | 336214-5 | 06/84 | 201.0 | 201.5 | 203.9 | 3.8 | 1.2 |
| Truck campers, caps, or box covers..... | | 336214-52Z | 06/06 | 117.4 | 118.0 | 119.8 | 3.5 | 1.5 |
| Other parts and components, excluding appliances and furnishings..... | | 336214-53 | 06/84 | 175.8 | 175.8 | 175.9 | 3.6 | 0.1 |
| Secondary products and miscellaneous receipts..... | | 336214-SM | | | | | | |
| Miscellaneous receipts..... | | 336214-M | 04/85 | 196.6 | 196.6 | 196.6 | 1.5 | 0.0 |
| Secondary products..... | | 336214-S | 06/84 | 180.8 | 180.8 | 180.9 | 0.9 | 0.1 |
| Motor vehicle parts manufacturing..... | 3363 | | 12/03 | 112.6 | 113.0 | 112.9 | 1.0 | -0.1 |
| Motor vehicle gasoline engine and parts mfg..... | 33631 | | 12/03 | 114.5 | 115.0 | 114.2 | 0.1 | -0.7 |
| Motor vehicle gasoline engine and engine parts mfg..... | 336310 | | 12/03 | 114.9 | 115.4 | 114.7 | 0.1 | -0.6 |
| Primary products..... | | 336310-P | 12/03 | 116.0 | 116.5 | 115.7 | 0.0 | -0.7 |
| Carburetors, pistons, piston rings, and valves..... | | 336310-1 | 12/82 | 164.3 | 164.5 | 164.4 | 0.2 | -0.1 |
| Gasoline engines and engine parts (excluding carburetors)..... | | 336310-2 | 12/03 | 116.1 | 116.6 | 115.7 | 0.0 | -0.8 |
| Secondary products and miscellaneous receipts..... | | 336310-SM | | | | | | |
| Secondary products..... | | 336310-S | 12/11 | 100.0 | 100.6 | 100.4 | - | -0.2 |
| Motor vehicle electric equipment..... | 33632 | | 12/03 | 106.4 | 106.5 | 106.9 | 1.6 | 0.4 |
| Motor vehicle electrical and electronic equipment..... | 336320 | | 12/03 | 106.0 | 106.1 | 106.5 | 1.6 | 0.4 |
| Primary products..... | | 336320-P | 12/03 | 101.1 | 101.2 | 101.4 | 1.3 | 0.2 |
| Vehicular lighting equipment..... | | 336320-1 | 12/83 | 121.2 | 121.2 | 121.2 | 1.8 | 0.0 |
| Other motor vehicle electrical and electronic equipment..... | | 336320-2 | 12/03 | 100.9 | 101.0 | 101.3 | 1.2 | 0.3 |
| Parts for engine electrical and electronic equipment..... | | 336320-2A | 12/82 | 149.2 | 149.2 | 149.2 | 0.2 | 0.0 |
| Motor vehicle electrical and electronic equipment..... | | 336320-2D | 12/03 | 101.7 | 101.8 | 101.8 | 1.1 | 0.0 |
| All other miscellaneous complete engine electrical equipment, including spark plugs..... | | 336320-2U | 12/82 | 113.1 | 113.6 | 114.9 | 2.8 | 1.1 |
| Ignition wiring harness and cable sets..... | | 336320-21 | 12/82 | 130.0 | 130.0 | 130.0 | -0.7 | 0.0 |
| Battery charging alternators, generators, and regulators.. | | 336320-23 | 12/82 | 133.1 | 133.1 | 133.1 | 0.8 | 0.0 |
| Cranking motors (starters)..... | | 336320-25 | 12/82 | 118.4 | 118.4 | 118.4 | 0.0 | 0.0 |
| Secondary products and miscellaneous receipts..... | | 336320-SM | | | | | | |
| Miscellaneous receipts..... | | 336320-M | 12/03 | 141.2 | 141.2 | 144.0 | 2.1 | 2.0 |
| Secondary products..... | | 336320-S | 12/03 | 100.2 | 100.8 | 100.7 | 3.6 | -0.1 |
| Motor vehicle steering and suspension parts..... | 33633 | | 12/03 | 107.0 | 107.9 | 107.4 | 0.9 | -0.5 |
| Motor vehicle steering and suspension parts mfg..... | 336330 | | 12/03 | 106.8 | 107.7 | 107.2 | 0.9 | -0.5 |
| Primary products..... | | 336330-P | 12/03 | 104.6 | 105.6 | 105.1 | 1.1 | -0.5 |
| Motor vehicle steering and suspension components, new and rebuilt..... | | 336330-0 | 12/99 | 104.4 | 105.4 | 104.9 | 1.1 | -0.5 |
| Secondary products and miscellaneous receipts..... | | 336330-SM | | | | | | |
| Secondary product..... | | 336330-S | 12/03 | 121.8 | 121.4 | 121.4 | 0.6 | 0.0 |

See footnotes at end of table.

Table 5. Producer price indexes for the net output of selected industries and their products, not seasonally adjusted — Continued

| Industry and product ¹ | Industry code | Product code | Index base | Index | | | Percent change to June 2012 from: | |
|---|---------------|--------------|------------|------------------------|-----------------------|------------------------|-----------------------------------|----------|
| | | | | Feb. 2012 ² | May 2012 ² | June 2012 ² | June 2011 | May 2012 |
| Motor vehicle brake system manufacturing..... | 33634 | | 12/03 | 109.0 | 108.9 | 108.9 | 1.7 | 0.0 |
| Motor vehicle brake system mfg..... | 336340 | | 12/03 | 109.0 | 108.9 | 108.9 | 1.7 | 0.0 |
| Primary products..... | | 336340-P | 12/03 | 107.4 | 107.4 | 107.4 | 1.3 | 0.0 |
| Motor vehicle brake parts and assemblies, new..... | | 336340-1 | 12/88 | 113.6 | 113.5 | 113.5 | 1.3 | 0.0 |
| Motor vehicle brake parts and assemblies, rebuilt..... | | 336340-3 | 12/03 | 112.4 | 112.4 | — | — | — |
| Secondary products and miscellaneous receipts..... | | 336340-SM | | | | | | |
| Secondary products..... | | 336340-S | 12/03 | 123.3 | 123.2 | 123.2 | 3.6 | 0.0 |
| Motor vehicle power train components mfg..... | 33635 | | 12/03 | 116.4 | 118.4 | 118.6 | 2.2 | 0.2 |
| Motor vehicle power train components mfg..... | 336350 | | 12/03 | 115.1 | 117.0 | 117.2 | 2.2 | 0.2 |
| Primary products..... | | 336350-P | 12/03 | 110.5 | 112.5 | 112.8 | 2.2 | 0.3 |
| Motor vehicle drive train components, except wheels and brakes, new..... | | 336350-1 | 12/88 | 113.6 | 115.7 | 115.9 | 2.1 | 0.2 |
| Secondary products and miscellaneous receipts..... | | 336350-SM | | | | | | |
| Secondary products..... | | 336350-S | 12/03 | 127.5 | — | — | — | — |
| Motor vehicle seating and interior trim mfg..... | 33636 | | 12/03 | 101.0 | 99.9 | 99.6 | 0.3 | -0.3 |
| Motor vehicle seating and interior trim mfg..... | 336360 | | 12/03 | 100.9 | 99.9 | 99.6 | 0.4 | -0.3 |
| Primary products..... | | 336360-P | 12/03 | 99.8 | 99.6 | 99.7 | 0.7 | 0.1 |
| Automobile trimmings..... | | 336360-1 | 12/03 | 98.9 | 98.9 | 98.9 | 0.6 | 0.0 |
| Seats for public conveyance and aircraft..... | | 336360-3 | 12/01 | 98.1 | 98.0 | 98.0 | 0.3 | 0.0 |
| Secondary products and miscellaneous receipts..... | | 336360-SM | | | | | | |
| Secondary products..... | | 336360-S | 12/03 | 104.3 | 104.9 | 104.2 | 1.1 | -0.7 |
| Motor vehicle metal stamping..... | 33637 | | 12/03 | 118.0 | 117.7 | 118.6 | 1.1 | 0.8 |
| Motor vehicle metal stamping..... | 336370 | | 12/82 | 129.2 | 128.9 | 129.9 | 1.1 | 0.8 |
| Primary products..... | | 336370-P | 12/82 | 121.2 | 121.0 | 122.0 | 1.3 | 0.8 |
| Automotive job stampings (truck, bus, and passenger car)..... | | 336370-0 | 12/82 | 121.2 | 121.0 | 122.0 | 1.3 | 0.8 |
| Original equipment automotive stampings..... | | 336370-01 | 12/82 | 118.5 | 118.0 | 119.1 | 2.0 | 0.9 |
| Replacement part automotive stampings..... | | 336370-03 | 12/82 | 145.1 | 148.9 | 148.9 | -4.3 | 0.0 |
| Secondary products and miscellaneous receipts..... | | 336370-SM | | | | | | |
| Secondary products..... | | 336370-S | 12/82 | 138.2 | 138.3 | 138.3 | 1.3 | 0.0 |
| Other motor vehicle parts manufacturing..... | 33639 | | 12/03 | 113.6 | 113.9 | 113.6 | 0.6 | -0.3 |
| All other motor vehicle parts mfg..... | 336390 | | 12/03 | 115.8 | 116.2 | 115.9 | 0.8 | -0.3 |
| Primary products..... | | 336390-P | 12/03 | 115.6 | 115.9 | 115.6 | 0.8 | -0.3 |
| Motor vehicle air-conditioning..... | | 336390-1 | 12/03 | 101.2 | 101.2 | 101.2 | 0.2 | 0.0 |
| All other motor vehicle parts..... | | 336390-9 | 12/03 | 115.5 | 115.9 | 115.5 | 0.7 | -0.3 |
| Filters for internal combustion engines and motor vehicles, new..... | | 336390-91 | 12/82 | 138.0 | 138.0 | — | — | — |
| Exhaust system parts, new..... | | 336390-93 | 12/88 | 146.3 | 146.0 | 146.2 | 0.3 | 0.1 |
| All other motor vehicles parts and accessories including trailer hitches..... | | 336390-97 | 12/03 | 111.9 | 112.5 | 112.0 | 0.9 | -0.4 |
| Secondary products and miscellaneous receipts..... | | 336390-SM | | | | | | |
| Miscellaneous receipts..... | | 336390-M | 12/11 | — | 100.0 | 100.0 | — | 0.0 |
| Secondary products..... | | 336390-S | 12/11 | 100.2 | 100.9 | 100.8 | — | -0.1 |
| Aerospace product and parts manufacturing..... | 3364 | | 06/85 | 214.7 | 215.2 | 215.8 | 2.4 | 0.3 |
| Aerospace product and parts manufacturing..... | 33641 | | 06/85 | 214.7 | 215.2 | 215.8 | 2.4 | 0.3 |
| Aircraft manufacturing..... | 336411 | | 12/85 | 221.6 | 222.1 | 222.6 | 2.8 | 0.2 |
| Primary products..... | | 336411-P | 12/85 | 216.7 | 217.2 | 217.6 | 2.9 | 0.2 |
| Civilian aircraft..... | | 336411-3 | 12/85 | 250.1 | 250.8 | 251.5 | 3.5 | 0.3 |
| Modifications, conversions, and overhaul of previously accepted aircraft..... | | 336411-5 | 12/85 | 130.1 | 130.1 | 130.1 | 0.6 | 0.0 |
| Secondary products and miscellaneous receipts..... | | 336411-SM | | | | | | |
| Miscellaneous receipts..... | | 336411-M | 01/86 | 220.8 | 220.8 | 220.8 | 0.8 | 0.0 |
| Secondary products..... | | 336411-S | 12/85 | 279.0 | 279.0 | 281.1 | 2.1 | 0.8 |
| Aircraft engine and engine parts mfg..... | 336412 | | 12/85 | 209.1 | 209.7 | 210.7 | 2.9 | 0.5 |
| Primary products..... | | 336412-P | 12/85 | 212.4 | 212.6 | 213.7 | 3.4 | 0.5 |
| Military aircraft engines..... | | 336412-1 | 12/85 | 149.6 | 147.7 | 150.8 | 4.4 | 2.1 |
| Civilian aircraft engines..... | | 336412-3 | 12/85 | 239.2 | 240.1 | 240.1 | 3.2 | 0.0 |
| Aeronautical services on aircraft engines..... | | 336412-5 | 12/85 | 182.5 | 183.7 | 183.7 | 1.9 | 0.0 |
| Aircraft engine parts and accessories..... | | 336412-7 | 12/85 | 226.2 | 226.0 | 227.8 | 3.9 | 0.8 |
| Parts and accessories for military aircraft engines..... | | 336412-75 | 12/11 | 105.1 | 100.2 | 105.2 | — | 5.0 |
| Parts and accessories for civilian aircraft engines..... | | 336412-77 | 12/11 | 101.3 | 102.2 | 102.2 | — | 0.0 |
| Secondary products and miscellaneous receipts..... | | 336412-SM | | | | | | |
| Miscellaneous receipts..... | | 336412-M | 08/94 | 156.6 | 156.7 | 156.6 | 0.3 | -0.1 |
| Secondary products..... | | 336412-S | 12/85 | 198.0 | 201.3 | 203.5 | 2.3 | 1.1 |
| Other aircraft parts and equipment mfg..... | 336413 | | 06/85 | 170.3 | 170.8 | 171.1 | -0.3 | 0.2 |
| Primary products..... | | 336413-P | 06/85 | 167.6 | 168.1 | 168.4 | -0.7 | 0.2 |

See footnotes at end of table.

Table 5. Producer price indexes for the net output of selected industries and their products, not seasonally adjusted — Continued

| Industry and product ¹ | Industry code | Product code | Index base | Index | | | Percent change to June 2012 from: | |
|--|---------------|--------------|------------|------------------------|-----------------------|------------------------|-----------------------------------|----------|
| | | | | Feb. 2012 ² | May 2012 ² | June 2012 ² | June 2011 | May 2012 |
| Other aircraft parts and equipment mfg - Continued | | | | | | | | |
| Aircraft propellers and helicopter rotors..... | | 336413-1 | 12/91 | 166.8 | 167.3 | 169.7 | 1.7 | 1.4 |
| Aircraft parts and auxiliary equipment..... | | 336413-6Z | 06/85 | 163.0 | 163.5 | 163.5 | -1.3 | 0.0 |
| Aircraft mechanical power transmission equipment for civilian and military aircraft..... | | 336413-6Z1 | 06/08 | 97.7 | 97.7 | 97.7 | -6.3 | 0.0 |
| Aircraft landing gear for civilian and military aircraft. . . | | 336413-6Z2 | 06/08 | 112.1 | 113.6 | 113.5 | 3.3 | -0.1 |
| Other aircraft subassemblies and parts for military aircraft..... | | 336413-6Z3 | 06/08 | 108.9 | 109.1 | 109.0 | 1.9 | -0.1 |
| Other aircraft subassemblies and parts for civilian aircraft..... | | 336413-6Z4 | 06/08 | 99.0 | 99.3 | 99.3 | 0.1 | 0.0 |
| Secondary products and miscellaneous receipts..... | | 336413-SM | | | | | | |
| Secondary products..... | | 336413-S | 06/85 | 201.9 | 202.1 | 202.1 | 1.1 | 0.0 |
| Railroad rolling stock manufacturing..... | 3365 | | 06/84 | 179.4 | 180.8 | 180.5 | 2.6 | -0.2 |
| Railroad rolling stock manufacturing..... | 33651 | | 06/84 | 179.4 | 180.9 | 180.6 | 2.6 | -0.2 |
| Railroad rolling stock manufacturing..... | 336510 | | 06/84 | 179.3 | 180.8 | 180.4 | 2.6 | -0.2 |
| Primary products..... | | 336510-P | 06/84 | 182.5 | 184.4 | 184.0 | 2.3 | -0.2 |
| Locomotives, new and rebuilt, including parts..... | | 336510-2Z | 06/84 | 158.5 | 161.4 | 161.8 | 2.0 | 0.2 |
| Passenger and freight train cars, new (excluding parts) . . . | | 336510-3Z | 06/84 | 212.5 | 211.3 | - | - | - |
| Street, subway, trolley, & rapid transit cars, rebuilt cars (all types), including parts..... | | 336510-5 | 06/84 | 159.2 | 161.9 | 161.6 | 5.1 | -0.2 |
| Street, subway, trolley, and rapid transit cars, new and rebuilt..... | | 336510-53 | 12/01 | 115.4 | - | - | - | - |
| Railway maintenance of way equipment & parts, parts for all railcars, & other railway vehicles..... | | 336510-54 | 06/84 | 152.3 | 155.4 | 155.2 | 4.2 | -0.1 |
| Air brake and other brake equipment..... | | 336510-541 | 06/84 | 121.4 | 119.1 | 119.2 | 1.6 | 0.1 |
| All other railroad and streetcar equipment, parts and accessories, incl. truck assemblies..... | | 336510-542 | 06/84 | 155.3 | 159.1 | 158.8 | 4.4 | -0.2 |
| Secondary products and miscellaneous receipts..... | | 336510-SM | | | | | | |
| Secondary products..... | | 336510-S1 | 12/11 | 100.0 | 100.0 | 100.0 | - | 0.0 |
| Ship and boat building..... | 3366 | | 12/84 | 208.5 | 209.0 | 209.0 | 1.3 | 0.0 |
| Ship and boat building..... | 33661 | | 12/84 | 208.5 | 209.0 | 209.0 | 1.3 | 0.0 |
| Ship building and repairing..... | 336611 | | 12/85 | 196.7 | 196.9 | 196.9 | 0.8 | 0.0 |
| Primary products..... | | 336611-P | 12/85 | 198.3 | 198.6 | 198.6 | 0.9 | 0.0 |
| Ship repair, nonmilitary..... | | 336611-A | 12/85 | 187.1 | 189.1 | 191.3 | 2.5 | 1.2 |
| Nonpropelled ships, new construction..... | | 336611-1 | 12/85 | 169.8 | 169.5 | 169.7 | 0.0 | 0.1 |
| Military self-propelled ships, new construction..... | | 336611-3Z | 12/85 | 186.6 | 186.3 | 185.8 | -0.4 | -0.3 |
| Nonmilitary self-propelled ships, new construction..... | | 336611-6Z | 12/85 | 316.8 | 316.8 | 316.8 | 0.2 | 0.0 |
| Ship repair, military..... | | 336611-8 | 12/85 | 184.1 | 186.0 | 186.4 | 3.2 | 0.2 |
| Secondary products and miscellaneous receipts..... | | 336611-SM | | | | | | |
| Miscellaneous receipts..... | | 336611-M | 05/89 | 134.5 | - | - | - | - |
| Secondary products..... | | 336611-S | 12/85 | 171.8 | - | - | - | - |
| Boat building..... | 336612 | | 12/81 | 243.3 | 244.3 | 244.3 | 2.0 | 0.0 |
| Primary products..... | | 336612-P | 12/81 | 241.5 | 242.4 | 242.5 | 2.1 | 0.0 |
| Outboard motorboats, including commercial and military (except sailboats and lifeboats)..... | | 336612-1 | 12/81 | 270.0 | 271.7 | 272.3 | 3.8 | 0.2 |
| Outboard motorboats, wood or metal, incl. comm. and military (exc. sailboats and lifeboats)..... | | 336612-11 | 06/11 | 103.3 | 104.2 | 104.5 | 4.5 | 0.3 |
| Outboard motorboats, plastics/fiberglass, incl. comm. and mil. (exc. sailboats and lifeboats)..... | | 336612-14 | 06/11 | 102.7 | 103.1 | 103.3 | 3.3 | 0.2 |
| Inboard motorboats, including commercial and military (except sailboats and lifeboats)..... | | 336612-3 | 12/81 | 244.5 | 246.2 | 245.9 | 2.8 | -0.1 |
| Inboard cabin cruisers, including commercial and military (except sailboats and lifeboats)..... | | 336612-31 | 06/11 | 101.9 | 103.2 | 102.9 | 2.9 | -0.3 |
| Other inboard motorboats, including commercial and military (except sailboats and lifeboats)..... | | 336612-32 | 06/11 | 102.3 | 102.3 | 102.3 | 2.3 | 0.0 |
| Inboard-outdrive boats, including commercial and military (except sailboats and lifeboats)..... | | 336612-5 | 12/81 | 203.7 | 203.8 | 203.6 | -1.7 | -0.1 |
| Inboard-outdrive boats, cabin cruisers, incl. comm. and military (exc. sailboats and lifeboats)..... | | 336612-51 | 06/11 | 102.0 | 102.1 | 102.1 | 2.1 | 0.0 |
| All other inboard-outdrive boats, incl. comm. and military (except sailboats and lifeboats)..... | | 336612-52 | 06/11 | 97.4 | 97.4 | 97.3 | -2.7 | -0.1 |
| All other boats (excluding military and commercial)..... | | 336612-8 | 12/81 | 213.4 | 211.4 | 211.4 | 0.3 | 0.0 |
| Secondary products and miscellaneous receipts..... | | 336612-SM | | | | | | |
| Miscellaneous receipts..... | | 336612-M | 12/88 | 225.9 | 226.4 | 225.9 | - | -0.2 |
| Secondary products..... | | 336612-S | 12/81 | 248.4 | 250.6 | 250.8 | - | 0.1 |
| Other transportation equipment manufacturing..... | 3369 | | 12/03 | 109.5 | 109.6 | 109.6 | 0.9 | 0.0 |
| Other transportation equipment manufacturing..... | 33699 | | 12/03 | 109.5 | 109.6 | 109.6 | 0.9 | 0.0 |
| Motorcycle, bicycle, and parts manufacturing..... | 336991 | | 12/84 | 141.5 | 141.8 | 141.3 | 1.9 | -0.4 |
| Primary products..... | | 336991-P | 12/84 | 146.9 | 147.1 | 147.1 | 2.2 | 0.0 |
| Bicycles, including parts (excluding children's 2-wheel sidewalk cycles)..... | | 336991-2Z | 12/84 | 128.1 | 129.1 | 128.9 | 2.7 | -0.2 |

See footnotes at end of table.

Table 5. Producer price indexes for the net output of selected industries and their products, not seasonally adjusted — Continued

| Industry and product ¹ | Industry code | Product code | Index base | Index | | | Percent change to June 2012 from: | |
|--|---------------|--------------|------------|------------------------|-----------------------|------------------------|-----------------------------------|----------|
| | | | | Feb. 2012 ² | May 2012 ² | June 2012 ² | June 2011 | May 2012 |
| Motorcycle, bicycle, and parts manufacturing - Continued | | | | | | | | |
| Cycles, all types, tubular construction..... | | 336991-2Z102 | 12/98 | 120.1 | 121.2 | 121.0 | 3.0 | -0.2 |
| Parts for bicycles, unicycles, and adult tricycles..... | | 336991-2Z105 | 12/84 | 120.2 | 120.2 | 120.2 | 1.7 | 0.0 |
| Motorcycles, including three-wheel motorbikes, motorscooters, mopeds, and parts..... | | 336991-3 | 12/84 | 168.9 | 168.9 | 168.9 | 2.0 | 0.0 |
| Motorcycles, (excluding sidecars), mopeds, motorbikes and motorscooters, excluding parts..... | | 336991-311 | 10/06 | 103.7 | — | — | — | — |
| Parts, including sidecars, but excluding motorbike parts interchangeable with bike parts..... | | 336991-312 | 12/84 | 149.5 | 149.5 | 149.5 | 2.0 | 0.0 |
| Secondary products and miscellaneous receipts..... | | 336991-SM | | | | | | |
| Miscellaneous receipts..... | | 336991-M | 12/84 | 126.2 | 128.0 | — | — | — |
| Secondary products..... | | 336991-S | 12/84 | 133.8 | — | — | — | — |
| All other transportation equipment mfg..... | 336999 | | 12/03 | 109.3 | 109.4 | 109.7 | 0.5 | 0.3 |
| Primary products..... | | 336999-P | 12/03 | 107.9 | 108.0 | 108.3 | 0.5 | 0.3 |
| All-terrain vehicles and parts..... | | 336999-4 | 06/08 | 99.2 | 99.2 | 99.2 | 0.1 | 0.0 |
| All other miscellaneous transportation equipment..... | | 336999-6 | 06/08 | 104.0 | 104.3 | 105.7 | 1.8 | 1.3 |
| Secondary products and miscellaneous receipts..... | | 336999-SM | | | | | | |
| Miscellaneous receipts..... | | 336999-M | 12/03 | 107.8 | — | — | — | — |
| Secondary products..... | | 336999-S | 12/03 | 141.4 | — | 141.6 | 0.9 | — |
| Furniture & related product mfg..... | 337 | | 12/84 | 184.0 | 184.8 | 185.4 | 2.5 | 0.3 |
| HH & institutional furniture & kitchen cabinet mfg..... | 3371 | | 12/84 | 177.2 | 177.8 | 178.3 | 1.9 | 0.3 |
| Wood kitchen cabinet & countertop mfg..... | 33711 | | 12/03 | 116.3 | 116.9 | 117.6 | 2.0 | 0.6 |
| Wood kitchen cabinet and countertop mfg..... | 337110 | | 06/84 | 196.4 | 197.3 | 198.5 | 2.0 | 0.6 |
| Primary products..... | | 337110-P | 12/03 | 115.9 | 116.9 | 117.6 | 2.3 | 0.6 |
| Wood and plastics laminated wood kitchen cabinet tops..... | | 337110-B | 12/03 | 97.6 | — | — | — | — |
| Wood custom kitchen cabinets, bathroom vanities, and related cabinet sold directly to customers..... | | 337110-H | 03/04 | 105.8 | 105.8 | 107.1 | 2.6 | 1.2 |
| Wood stock line kitchen cabinets and related cabinetwork, permanent installation..... | | 337110-1 | 06/84 | 203.3 | 206.9 | 206.9 | 2.6 | 0.0 |
| Other wood custom kitchen cabinets and cabinetwork, except sold directly to customers..... | | 337110-4 | 06/84 | 202.8 | 204.7 | 206.8 | 2.8 | 1.0 |
| Bathroom vanities and related cabinetwork, permanent install, except sold directly to customer..... | | 337110-7 | 06/84 | 192.8 | 193.8 | 195.0 | 2.0 | 0.6 |
| Secondary products and miscellaneous receipts..... | | 337110-SM | | | | | | |
| Miscellaneous receipts..... | | 337110-M | 12/03 | 134.4 | 123.1 | 123.3 | -5.8 | 0.2 |
| Household & institutional furniture mfg..... | 33712 | | 12/03 | 122.3 | 122.6 | 122.7 | 1.7 | 0.1 |
| Upholstered household furniture manufacturing..... | 337121 | | 06/82 | 176.6 | 177.1 | 177.5 | 1.4 | 0.2 |
| Primary products..... | | 337121-P | 06/82 | 180.4 | 181.0 | 181.5 | 1.4 | 0.3 |
| Upholstered wood household furniture, excl. dual-purpose sleep furniture..... | | 337121-1 | 06/82 | 178.1 | 178.5 | 179.1 | 1.2 | 0.3 |
| Upholstered wood household sofas, davenports, settees, and loveseats, except custom..... | | 337121-11 | 06/82 | 177.3 | 177.7 | 178.3 | 2.1 | 0.3 |
| Upholstered wood household sectional sofa pieces, except custom..... | | 337121-12 | 12/87 | 154.3 | 155.0 | 155.2 | 1.0 | 0.1 |
| Upholstered wood household rocking chairs, including swivel rockers, except custom..... | | 337121-13 | 06/82 | 155.7 | 156.1 | 156.1 | 1.4 | 0.0 |
| Upholstered wood household reclining chairs, except custom..... | | 337121-14 | 06/82 | 159.5 | 159.3 | 160.1 | -1.3 | 0.5 |
| Other upholstered wood household furniture, including custom sold at retail..... | | 337121-15 | 06/05 | 119.1 | 119.7 | 119.9 | 0.8 | 0.2 |
| Dual-purpose sleep furniture incl. futon, conv. sofa, jackknife & chair beds, except custom..... | | 337121-4 | 06/89 | 189.4 | 194.4 | 194.2 | 5.1 | -0.1 |
| Secondary products and miscellaneous receipts..... | | 337121-SM | | | | | | |
| Nonupholstered wood household furniture mfg..... | 337122 | | 12/79 | 259.6 | 259.5 | 259.6 | 1.8 | 0.0 |
| Primary products..... | | 337122-P | 12/79 | 271.3 | 271.2 | 271.3 | 2.2 | 0.0 |
| Nonupholstered infants' and children's wood furniture, except custom..... | | 337122-A | 12/04 | 119.0 | 119.3 | 119.1 | -0.3 | -0.2 |
| Other nonupholstered wood furniture, including outdoor and ready-to-assemble, except custom..... | | 337122-E | 12/79 | 237.6 | 237.6 | 237.6 | — | 0.0 |
| Nonupholstered wood household den, family room, library, & living room furniture, excl. custom..... | | 337122-1 | 12/79 | 261.3 | 261.7 | 261.5 | 3.1 | -0.1 |
| Nonupholstered wood dining room and kitchen furniture, excl. cabinets, except custom..... | | 337122-4 | 12/79 | 295.0 | 290.6 | 292.7 | 2.4 | 0.7 |
| Nonupholstered wood bedroom furniture, except custom..... | | 337122-8 | 12/79 | 264.1 | 265.5 | 265.1 | 1.6 | -0.2 |
| Secondary products and miscellaneous receipts..... | | 337122-SM | | | | | | |
| Secondary products..... | | 337122-S | 12/79 | 207.5 | 207.6 | 207.7 | 0.2 | 0.0 |
| Metal household furniture mfg..... | 337124 | | 06/84 | 171.3 | 171.6 | 171.5 | 2.5 | -0.1 |
| Primary products..... | | 337124-P | 06/84 | 170.8 | 171.0 | 171.0 | 2.4 | 0.0 |
| Metal dining room, and kitchen furniture, incl. padded and plain chairs and stools..... | | 337124-1 | 06/84 | 167.5 | 168.3 | 168.3 | -0.5 | 0.0 |
| Metal outdoor and casual furniture, incl. beach, lawn, garden and porch..... | | 337124-4Y | 06/84 | 221.2 | 221.2 | 221.2 | 5.0 | 0.0 |

See footnotes at end of table.

Table 5. Producer price indexes for the net output of selected industries and their products, not seasonally adjusted — Continued

| Industry and product ¹ | Industry code | Product code | Index base | Index | | | Percent change to June 2012 from: | |
|--|---------------|--------------|------------|------------------------|-----------------------|------------------------|-----------------------------------|----------|
| | | | | Feb. 2012 ² | May 2012 ² | June 2012 ² | June 2011 | May 2012 |
| Metal household furniture mfg - Continued | | | | | | | | |
| Other nonupholstered metal household furniture..... | | 337124-8 | 06/84 | 130.5 | 130.5 | 130.5 | -0.1 | 0.0 |
| Household metal beds and metal bed frames, including metal army cots and folding cots..... | | 337124-81 | 06/84 | 149.4 | 149.4 | 149.4 | 0.0 | 0.0 |
| Other nonupholstered metal household furniture..... | | 337124-82 | 06/84 | 129.4 | 129.4 | 129.4 | -0.2 | 0.0 |
| Secondary products and miscellaneous receipts..... | | 337124-SM | | | | | | |
| Secondary products..... | | 337124-S | 06/84 | 207.4 | 207.8 | 207.5 | 6.0 | -0.1 |
| Household furniture, except wood or metal, mfg..... | 337125 | | | | | | | |
| Primary products..... | | 337125-P | 12/85 | 138.5 | 138.5 | 138.5 | 1.6 | 0.0 |
| Nonupholstered household furniture (except wood and metal)..... | | 337125-0 | 12/85 | 139.1 | 139.1 | 139.1 | 1.7 | 0.0 |
| Secondary products and miscellaneous receipts..... | | 337125-SM | | | | | | |
| Institutional furniture mfg..... | 337127 | | | | | | | |
| Primary products..... | | 337127-P | 12/03 | 130.3 | 131.1 | 131.1 | 2.3 | 0.0 |
| Other institutional furniture..... | | 337127-B | 12/11 | 129.4 | 130.1 | 130.2 | 2.4 | 0.1 |
| School furniture (except stone and concrete), excl. library furniture..... | | 337127-1 | 12/84 | 100.3 | 100.5 | 100.6 | - | 0.1 |
| Public building and related furniture, excl. bar, bowling, cafeteria, restaurant and school..... | | 337127-5 | 12/84 | 214.9 | 213.3 | 213.6 | 4.6 | 0.1 |
| Public furniture (bar, bowling center, cafeteria, and restaurant)..... | | 337127-8 | 12/03 | 195.4 | 195.9 | 195.8 | 2.1 | -0.1 |
| Secondary products and miscellaneous receipts..... | | 337127-SM | | | | | | |
| Miscellaneous receipts..... | | 337127-M | 12/03 | 114.7 | 118.6 | 118.6 | 1.5 | 0.0 |
| Secondary products..... | | 337127-S | 12/03 | 134.1 | 134.1 | 134.1 | 2.0 | 0.0 |
| Office furniture (including fixtures) mfg..... | 3372 | | 12/03 | 133.9 | 135.5 | 135.5 | 2.5 | 0.0 |
| Office furniture (including fixtures) mfg..... | 33721 | | 12/03 | 131.6 | 131.5 | 132.0 | 2.5 | 0.4 |
| Wood office furniture manufacturing..... | 337211 | | | | | | | |
| Primary products..... | | 337211-P | 06/85 | 189.3 | 189.8 | 190.1 | 3.1 | 0.2 |
| Wood office furniture panel systems, desking systems, and other wood office furniture..... | | 337211-A | 06/85 | 191.2 | 191.6 | 192.2 | 3.6 | 0.3 |
| Wood office seating, including upholstered..... | | 337211-1 | 06/98 | 126.9 | 127.0 | 127.0 | 1.8 | 0.0 |
| Wood office desks and desk extensions..... | | 337211-4 | 06/98 | 138.8 | 139.1 | 138.0 | 2.4 | -0.8 |
| Wood office files, storage units, and tables..... | | 337211-7 | 06/85 | 207.2 | 207.5 | 209.6 | 5.2 | 1.0 |
| Secondary products and miscellaneous receipts..... | | 337211-SM | | | | | | |
| Secondary products..... | | 337211-S | 06/98 | 135.8 | 136.4 | 137.5 | 3.7 | 0.8 |
| Custom architectural woodwork and millwork..... | 337212 | | | | | | | |
| Primary products..... | | 337212-P | 12/03 | 159.0 | 159.9 | 157.5 | -0.8 | -1.5 |
| Custom architectural woodwork, millwork, and fixtures..... | | 337212-0 | 12/03 | 119.8 | 120.1 | 120.0 | -0.1 | -0.1 |
| Secondary products and miscellaneous receipts..... | | 337212-SM | | | | | | |
| Miscellaneous receipts..... | | 337212-M | 12/03 | 119.5 | 119.9 | 119.7 | -0.2 | -0.2 |
| Secondary products..... | | 337212-S | 12/03 | 119.5 | 119.9 | 119.7 | -0.2 | -0.2 |
| Office furniture, except wood, manufacturing..... | 337214 | | | | | | | |
| Primary products..... | | 337214-P | 12/79 | 270.8 | 269.6 | 272.9 | 4.2 | 1.2 |
| Nonwood office furniture panel systems, desking systems, and other nonwood office furniture..... | | 337214-A | 12/79 | 272.2 | 270.7 | 274.0 | 4.2 | 1.2 |
| Nonwood office seating, including upholstered seating..... | | 337214-1 | 12/79 | 279.7 | 277.3 | 279.4 | 4.3 | 0.8 |
| Nonwood office desks and extensions..... | | 337214-4 | 12/79 | 259.8 | 256.9 | 240.8 | -2.9 | -6.3 |
| Nonwood office files, storage units, and tables..... | | 337214-7 | 06/95 | 274.5 | 274.7 | - | - | - |
| Secondary products and miscellaneous receipts..... | | 337214-SM | | | | | | |
| Miscellaneous receipts..... | | 337214-M | 12/04 | 149.8 | 150.3 | 162.8 | 9.7 | 8.3 |
| Showcases, partitions, shelving, and lockers..... | 337215 | | | | | | | |
| Primary products..... | | 337215-P | 12/03 | 124.0 | 123.8 | 125.9 | 6.1 | 1.7 |
| Shelving and lockers, except wood..... | | 337215-A | 12/03 | 136.3 | 136.5 | 136.4 | 2.2 | -0.1 |
| Commercial shelving, except wood..... | | 337215-A1 | 12/03 | 122.5 | 122.6 | 122.5 | 2.4 | -0.1 |
| Bookstacks and other shelving, except wood..... | | 337215-A2 | 12/83 | 186.6 | 185.9 | 185.9 | 1.4 | 0.0 |
| Storage racks and accessories, except wood..... | | 337215-E | 06/06 | 112.5 | 112.5 | 112.5 | 0.9 | 0.0 |
| Fixtures (bank, office, and store), except wood..... | | 337215-G | 06/06 | 117.5 | 116.2 | 116.2 | 2.3 | 0.0 |
| Wood furniture dimensions and nonwood furniture parts and frames..... | | 337215-L | 12/83 | 170.6 | 169.9 | 169.9 | 1.4 | 0.0 |
| Fixtures (bank, office, and store), wood, except custom..... | | 337215-5 | 12/83 | 198.5 | 200.3 | 199.7 | 2.9 | -0.3 |
| Secondary products and miscellaneous receipts..... | | 337215-SM | | | | | | |
| Miscellaneous receipts..... | | 337215-M | 12/06 | 99.8 | - | - | - | - |
| Secondary products..... | | 337215-S | 12/83 | 190.1 | 190.1 | 190.1 | 2.2 | 0.0 |
| Other furniture related product mfg..... | 3379 | | 12/03 | 385.3 | 385.3 | 385.3 | 0.8 | 0.0 |
| Mattress mfg..... | 33791 | | 12/03 | 108.0 | 108.7 | 108.1 | 0.4 | -0.6 |
| Mattress mfg..... | 337910 | | 06/83 | 127.3 | 129.7 | 130.2 | 6.2 | 0.4 |
| Primary products..... | | 337910-P | 06/83 | 132.9 | 135.3 | 135.9 | 7.7 | 0.4 |
| Primary products..... | | 337910-P | 06/83 | 186.1 | 189.5 | 190.4 | 7.7 | 0.5 |
| Primary products..... | | 337910-P | 06/83 | 186.1 | 189.5 | 190.5 | 8.1 | 0.5 |

See footnotes at end of table.

Table 5. Producer price indexes for the net output of selected industries and their products, not seasonally adjusted — Continued

| Industry and product ¹ | Industry code | Product code | Index base | Index | | | Percent change to June 2012 from: | |
|---|---------------|--------------|------------|------------------------|-----------------------|------------------------|-----------------------------------|----------|
| | | | | Feb. 2012 ² | May 2012 ² | June 2012 ² | June 2011 | May 2012 |
| Mattress mfg - Continued | | | | | | | | |
| Sleep system ensembles and mattresses, excl. conventional waterbeds..... | | 337910-A | 05/96 | 161.7 | 163.6 | 163.6 | 2.3 | 0.0 |
| Mattress and foundation sets..... | | 337910-E | 12/03 | 110.6 | 111.6 | 113.5 | 3.2 | 1.7 |
| Innerspring mattresses , excluding crib-size..... | | 337910-1 | 01/04 | 139.5 | 139.5 | 139.8 | 7.5 | 0.2 |
| Foundations, excl. innerspring units, hybrid-type flotation, ensembles, and adjustable units..... | | 337910-7 | 12/03 | 141.7 | 140.9 | 140.8 | 10.5 | -0.1 |
| Secondary products and miscellaneous receipts..... | | 337910-SM | | | | | | |
| Miscellaneous receipts..... | | 337910-M | 12/03 | 158.1 | 162.7 | 162.7 | 2.8 | 0.0 |
| Blind & shade mfg..... | 33792 | | 12/03 | 118.8 | 121.1 | 121.3 | 3.5 | 0.2 |
| Blind and shade manufacturing..... | 337920 | | 06/84 | 180.3 | 183.8 | 184.2 | 3.5 | 0.2 |
| Primary products..... | | 337920-P | 06/84 | 180.9 | 184.7 | 185.0 | 3.2 | 0.2 |
| Window shades and window shade accessories and rollers..... | | 337920-2 | 06/84 | 196.2 | 200.5 | 201.2 | 3.9 | 0.3 |
| Venetian blinds, including components and parts..... | | 337920-4 | 06/84 | 156.5 | 159.1 | 158.6 | 3.5 | -0.3 |
| Other blinds and shades, including curtain and drapery fixtures, poles and rods..... | | 337920-8 | 06/84 | 170.7 | 174.7 | 175.1 | 2.6 | 0.2 |
| Secondary products and miscellaneous receipts..... | | 337920-SM | | | | | | |
| Miscellaneous receipts..... | | 337920-M | 06/84 | 196.5 | 198.4 | 199.4 | 5.6 | 0.5 |
| Miscellaneous mfg..... | 339 | | 12/03 | 117.7 | 117.2 | 117.3 | 1.3 | 0.1 |
| Medical equipment & supplies mfg..... | 3391 | | 12/03 | 113.0 | 112.2 | 112.4 | 0.2 | 0.2 |
| Medical equipment & supplies mfg..... | 33911 | | 12/03 | 113.0 | 112.2 | 112.4 | 0.2 | 0.2 |
| Surgical and medical instrument mfg..... | 339112 | | 06/82 | 139.3 | 137.4 | 137.8 | -0.4 | 0.3 |
| Primary products..... | | 339112-P | 06/82 | 139.0 | 137.8 | 138.1 | -0.5 | 0.2 |
| Surgical and medical instruments..... | | 339112-0 | 06/82 | 133.2 | 132.0 | 132.4 | -0.5 | 0.3 |
| Surgical and medical catheters..... | | 339112-05 | 06/82 | 123.4 | 123.0 | 122.7 | -2.2 | -0.2 |
| All other surgical and medical instruments and apparatus, incl. parts..... | | 339112-08 | 06/05 | 103.9 | 102.9 | 103.3 | -0.1 | 0.4 |
| Secondary products and miscellaneous receipts..... | | 339112-SM | | | | | | |
| Miscellaneous receipts..... | | 339112-M | 01/83 | 174.6 | 174.5 | 175.1 | 1.4 | 0.3 |
| Secondary products..... | | 339112-S | 10/82 | 125.8 | 112.7 | 112.8 | -2.8 | 0.1 |
| Surgical appliance and supplies mfg..... | 339113 | | 06/83 | 198.9 | 198.1 | 198.6 | 0.4 | 0.3 |
| Primary products..... | | 339113-P | 06/83 | 203.0 | 202.7 | 202.9 | 0.4 | 0.1 |
| Medical and surgical appliances and supplies, incl. orthopedic, prosthetic, and therapeutic..... | | 339113-2 | 06/83 | 200.8 | 199.3 | 200.0 | 0.2 | 0.4 |
| Artificial joints and limbs..... | | 339113-21 | 06/83 | 314.6 | 309.7 | 314.4 | 1.9 | 1.5 |
| Other orthopedic and prosthetic appliances..... | | 339113-22 | 12/03 | 101.9 | 101.2 | - | - | - |
| All other surgical and medical items..... | | 339113-27 | 12/03 | 115.1 | 114.6 | 114.6 | -0.5 | 0.0 |
| Hospital beds and furniture..... | | 339113-4 | 12/11 | 100.8 | 101.7 | 101.7 | - | 0.0 |
| Personal industrial and nonindustrial safety equipment and clothing..... | | 339113-6 | 06/83 | 214.1 | 217.8 | 216.4 | 0.8 | -0.6 |
| Secondary products and miscellaneous receipts..... | | 339113-SM | | | | | | |
| Miscellaneous receipts..... | | 339113-M | 07/88 | 192.9 | 189.2 | 191.0 | -1.0 | 1.0 |
| Secondary products..... | | 339113-S | 06/83 | 162.8 | 162.8 | 162.8 | 1.1 | 0.0 |
| Dental equipment and supplies manufacturing..... | 339114 | | 06/85 | 310.8 | 307.2 | 307.6 | -0.6 | 0.1 |
| Primary products..... | | 339114-P | 06/85 | 296.9 | 292.2 | 292.7 | -1.1 | 0.2 |
| Dental professional equipment and supplies..... | | 339114-1 | 06/97 | 157.6 | 155.1 | 155.1 | 2.0 | 0.0 |
| Professional dental equipment..... | | 339114-11 | 06/85 | 228.4 | 228.4 | 228.4 | 2.6 | 0.0 |
| Professional dental supplies..... | | 339114-12 | 06/85 | 245.2 | 238.4 | 238.4 | 1.4 | 0.0 |
| Dental laboratory equipment and supplies..... | | 339114-3 | 06/85 | 335.2 | 330.1 | 332.3 | -6.7 | 0.7 |
| Secondary products and miscellaneous receipts..... | | 339114-SM | | | | | | |
| Miscellaneous receipts..... | | 339114-M | 06/85 | 223.5 | 226.1 | 226.1 | 1.8 | 0.0 |
| Ophthalmic goods manufacturing..... | 339115 | | 12/83 | 146.7 | 147.1 | 147.2 | 1.8 | 0.1 |
| Primary products..... | | 339115-P | 12/83 | 143.1 | 143.5 | 143.6 | 1.8 | 0.1 |
| Other ophthalmic goods and prescription ground eyeglass lenses..... | | 339115-B | 12/83 | 134.4 | 134.4 | 134.6 | 0.1 | 0.1 |
| Ophthalmic fronts, temples, and focal and contact lenses... | | 339115-9 | 12/11 | 103.0 | 103.4 | 103.4 | - | 0.0 |
| Secondary products and miscellaneous receipts..... | | 339115-SM | | | | | | |
| Miscellaneous receipts..... | | 339115-M | 01/84 | 205.5 | 205.5 | 205.8 | 1.3 | 0.1 |
| Other miscellaneous mfg..... | 3399 | | 12/85 | 164.4 | 164.1 | 164.1 | 2.2 | 0.0 |
| Jewelry & silverware mfg..... | 33991 | | 12/85 | 215.1 | 212.8 | 213.3 | 5.8 | 0.2 |
| Jewelry and silverware mfg..... | 339910 | | 12/11 | 101.4 | 100.3 | 100.6 | - | 0.3 |
| Primary products..... | | 339910-P | 12/11 | 101.4 | 100.3 | 100.5 | - | 0.2 |
| Jewelry (excluding costume)..... | | 339910-1 | 12/85 | 223.2 | 221.3 | 220.9 | 7.3 | -0.2 |
| Jewelry, gold and platinum..... | | 339910-11 | 12/85 | 237.7 | 236.6 | 237.6 | 8.4 | 0.4 |
| All other jewelry and personal goods (excluding costume)..... | | 339910-14 | 12/11 | 104.3 | 101.9 | 99.2 | - | -2.6 |
| Silverware and hollowware, precious solid or clad metal.... | | 339910-2 | 06/85 | 255.0 | 256.1 | 254.2 | 3.9 | -0.7 |

See footnotes at end of table.

Table 5. Producer price indexes for the net output of selected industries and their products, not seasonally adjusted — Continued

| Industry and product ¹ | Industry code | Product code | Index base | Index | | | Percent change to June 2012 from: | |
|---|---------------|--------------|------------|------------------------|-----------------------|------------------------|-----------------------------------|----------|
| | | | | Feb. 2012 ² | May 2012 ² | June 2012 ² | June 2011 | May 2012 |
| Jewelry and silverware mfg - Continued | | | | | | | | |
| Jewelers' material and lapidary work..... | | 339910-3 | 06/85 | 231.5 | 225.5 | 230.8 | 4.6 | 2.4 |
| Costume jewelry and novelties..... | | 339910-4 | 12/03 | 112.0 | 111.9 | 112.3 | 2.9 | 0.4 |
| Secondary products and miscellaneous receipts..... | | 339910-SM | | | | | | |
| Miscellaneous receipts..... | | 339910-M | 12/11 | 101.9 | — | — | — | — |
| Sporting & athletic goods mfg..... | 33992 | | 12/03 | 109.8 | 109.7 | 109.3 | 1.8 | -0.4 |
| Sporting and athletic goods manufacturing..... | | | | | | | | |
| Primary products..... | 339920 | 339920-P | 12/85 | 134.4 | 134.3 | 133.8 | 1.7 | -0.4 |
| Other sporting and athletic goods..... | | 339920-A | 12/85 | 133.7 | 134.0 | 133.1 | 0.8 | -0.7 |
| Fishing tackle and equipment..... | | 339920-1 | 12/85 | 134.1 | 134.5 | 134.3 | 3.6 | -0.1 |
| Golf equipment, excluding apparel and shoes..... | | 339920-3Y | 12/85 | 200.7 | 200.7 | 200.7 | 1.6 | 0.0 |
| Playground equipment..... | | 339920-5 | 12/85 | 91.6 | 91.3 | 88.6 | -5.4 | -3.0 |
| Gymnasium and exercise equipment..... | | 339920-7 | 06/92 | 223.8 | — | — | — | — |
| Secondary products and miscellaneous receipts..... | | 339920-SM | 06/92 | 114.4 | 115.1 | 115.4 | 0.5 | 0.3 |
| Miscellaneous receipts..... | | 339920-M | 12/85 | 134.4 | 132.3 | 134.1 | 9.6 | 1.4 |
| Secondary products..... | | 339920-S | 12/85 | 147.1 | 149.3 | 148.9 | 1.5 | -0.3 |
| Doll, toy & game mfg..... | 33993 | | 12/03 | 118.0 | 117.6 | 117.4 | -0.3 | -0.2 |
| Doll, toy, and game mfg..... | | | | | | | | |
| Primary products..... | 339930 | 339930-P | 06/85 | 142.5 | 142.1 | 141.8 | -0.4 | -0.2 |
| Dolls, toy animals, action figures and stuffed toys, including parts..... | | 339930-1 | 06/85 | 143.6 | 143.9 | 143.5 | 3.6 | -0.3 |
| Games, toys, and children's vehicles..... | | 339930-2 | 12/85 | 143.3 | 143.3 | 143.3 | — | 0.0 |
| Baby carriages and children's vehicles, excluding bicycles with pneumatic tires..... | | 339930-22 | 06/85 | 143.6 | 143.9 | 143.5 | 3.6 | -0.3 |
| Models (operating & static), craft kits/supply, natural science kits, & collectors' miniatures..... | | 339930-26 | 06/85 | 113.2 | 117.3 | 117.3 | 3.6 | 0.0 |
| Nonelectronic games and puzzles, including parts..... | | 339930-27 | 06/85 | 179.6 | 180.1 | 180.1 | 0.4 | 0.0 |
| Other nonelectronic toys, including parts..... | | 339930-28 | 06/99 | 117.0 | 116.9 | 116.9 | 5.9 | 0.0 |
| Other electronic toys and games, incl. home video games (excl cartridges, disks, tapes)..... | | 339930-29 | 06/85 | 143.8 | 143.8 | 143.8 | 5.8 | 0.0 |
| Secondary products and miscellaneous receipts..... | | 339930-SM | 06/99 | 105.4 | 105.4 | 104.6 | — | -0.8 |
| Miscellaneous receipts..... | | 339930-M | 11/85 | 145.2 | 141.9 | 141.9 | -9.7 | 0.0 |
| Secondary products..... | | 339930-S | 06/85 | 83.8 | — | 83.8 | -44.9 | — |
| Office supplies (exc paper) mfg..... | 33994 | | 12/85 | 146.8 | 146.0 | 146.4 | 0.3 | 0.3 |
| Office supplies (except paper) mfg..... | | | | | | | | |
| Primary products..... | 339940 | 339940-P | 12/11 | 100.4 | 99.8 | 100.1 | — | 0.3 |
| Pens, mechanical pencils, markers, and associated parts... | | 339940-1 | 12/11 | 100.3 | 99.6 | 100.0 | — | 0.4 |
| Lead pencils, art goods, office supplies & small office equipment, excluding paper..... | | 339940-2 | 12/85 | 174.0 | 175.1 | 175.2 | 2.0 | 0.1 |
| Marking devices..... | | 339940-3 | 12/03 | 105.6 | 105.6 | 105.6 | -1.2 | 0.0 |
| Carbon paper and inked ribbons..... | | 339940-4 | 12/85 | 155.7 | 155.7 | 155.7 | -0.4 | 0.0 |
| Secondary products and miscellaneous receipts..... | | 339940-SM | 12/85 | 121.0 | 113.9 | 117.0 | 2.7 | 2.7 |
| Miscellaneous receipts..... | | 339940-M | 12/11 | 101.0 | 101.0 | 101.0 | — | 0.0 |
| Secondary Products..... | | 339940-S | 12/11 | 100.0 | — | — | — | — |
| Sign mfg..... | 33995 | | 12/03 | 113.8 | 113.9 | 113.9 | 1.1 | 0.0 |
| Sign manufacturing..... | | | | | | | | |
| Primary products..... | 339950 | 339950-P | 12/85 | 165.5 | 165.6 | 165.5 | 1.0 | -0.1 |
| Electric signs and displays, including trade show exhibits... | | 339950-1 | 12/85 | 159.8 | 159.9 | 159.8 | 1.1 | -0.1 |
| Nonelectric signs and displays, including trade show exhibits..... | | 339950-3Z | 12/85 | 152.5 | 152.5 | 153.0 | -0.1 | 0.3 |
| Secondary products and miscellaneous receipts..... | | 339950-SM | 12/85 | 176.5 | 176.8 | 176.0 | 1.6 | -0.5 |
| Miscellaneous receipts..... | | 339950-M | 12/85 | 206.1 | 206.1 | 206.4 | 1.1 | 0.1 |
| Secondary products..... | | 339950-S | 12/85 | 220.7 | 222.7 | 222.6 | 1.1 | 0.0 |
| All other misc mfg..... | 33999 | | 12/03 | 121.4 | 121.5 | 121.6 | 2.1 | 0.1 |
| Gasket, packing, & sealing device mfg..... | | | | | | | | |
| Primary products..... | 339991 | 339991-P | 12/85 | 179.7 | 180.0 | 180.2 | 5.4 | 0.1 |
| Compression packings..... | | 339991-1 | 12/85 | 185.1 | 185.3 | 185.5 | 5.6 | 0.1 |
| Nonmetallic gaskets and gasketing..... | | 339991-3 | 12/85 | 211.3 | 211.3 | — | — | — |
| Molded packing and seals..... | | 339991-5Y | 12/85 | 203.9 | 205.1 | 205.9 | 7.4 | 0.4 |
| Metallic gaskets and machined seals..... | | 339991-7 | 06/07 | 114.5 | 114.7 | 114.7 | 7.2 | 0.0 |
| Axial mechanical face seals, including parts..... | | 339991-8 | 12/85 | 249.2 | 248.6 | 248.6 | 3.2 | 0.0 |
| Rotary oil seals..... | | 339991-9 | 12/85 | 195.5 | — | — | — | — |
| Secondary products and miscellaneous receipts..... | | 339991-SM | 12/90 | 126.6 | 126.6 | 126.6 | 4.5 | 0.0 |
| Miscellaneous receipts..... | | 339991-M | 06/97 | 123.3 | 123.7 | 123.7 | 1.9 | 0.0 |
| Secondary products..... | | 339991-S | 12/85 | 122.6 | — | — | — | — |
| Musical instrument manufacturing..... | | | | | | | | |
| Primary products..... | 339992 | 339992-P | 06/85 | 204.2 | 205.6 | 206.1 | 2.0 | 0.2 |
| | | | 06/85 | 203.2 | 204.5 | 205.1 | 1.9 | 0.3 |

See footnotes at end of table.

Table 5. Producer price indexes for the net output of selected industries and their products, not seasonally adjusted — Continued

| Industry and product ¹ | Industry code | Product code | Index base | Index | | | Percent change to June 2012 from: | |
|--|---------------|--------------|------------|------------------------|-----------------------|------------------------|-----------------------------------|----------|
| | | | | Feb. 2012 ² | May 2012 ² | June 2012 ² | June 2011 | May 2012 |
| Musical instrument manufacturing - Continued | | | | | | | | |
| Nonelectronic pianos, organs, and nonelectronic pianos and organ parts, excluding benches..... | | 339992-A | 12/09 | 109.5 | 110.3 | 111.4 | 3.5 | 1.0 |
| Other musical instruments and parts..... | | 339992-7 | 06/85 | 196.8 | 198.1 | 198.4 | 1.8 | 0.2 |
| Other electronic musical instruments, excluding electronic organs..... | | 339992-71 | 12/09 | 101.3 | — | — | — | — |
| Other nonelectronic musical instruments..... | | 339992-72 | 06/99 | 117.7 | 118.4 | 118.4 | 2.3 | 0.0 |
| Parts and accessories for other musical instruments, sold separately, excl. benches & cases..... | | 339992-73 | 06/85 | 156.3 | 156.5 | 157.2 | 0.9 | 0.4 |
| Secondary products and miscellaneous receipts..... | | 339992-SM | | | | | | |
| Miscellaneous receipts..... | | 339992-M | 06/85 | 239.4 | 239.6 | 239.5 | 0.6 | 0.0 |
| Fastener, button, needle, and pin mfg..... | 339993 | | 12/85 | 186.5 | 185.6 | 186.1 | 0.0 | 0.3 |
| Primary products..... | | 339993-P | 12/85 | 191.4 | 190.4 | 191.0 | -0.1 | 0.3 |
| Buckles, fasteners (excluding slide fasteners), needles, and pins..... | | 339993-5 | 12/85 | 163.3 | 162.5 | 162.9 | 0.6 | 0.2 |
| Secondary products and miscellaneous receipts..... | | 339993-SM | | | | | | |
| Miscellaneous receipts..... | | 339993-M | 12/90 | 119.9 | 120.5 | 120.5 | — | 0.0 |
| Broom, brush, and mop manufacturing..... | 339994 | | 12/85 | 170.1 | 170.4 | 170.4 | 0.5 | 0.0 |
| Primary products..... | | 339994-P | 12/85 | 174.6 | 174.8 | 174.8 | 0.3 | 0.0 |
| Brooms, mops and dusters..... | | 339994-1 | 12/85 | 187.5 | 187.6 | 187.6 | 0.0 | 0.0 |
| Brooms..... | | 339994-11 | 06/07 | 108.8 | 109.0 | 109.0 | 0.6 | 0.0 |
| Mops and dusters, including refills..... | | 339994-13 | 06/07 | 107.6 | — | — | — | — |
| Paint and varnish brushes, paint holders, pads, roller frames and rollers..... | | 339994-3 | 12/85 | 155.6 | 155.6 | 155.8 | 0.1 | 0.1 |
| Other brushes..... | | 339994-5 | 12/85 | 180.4 | 180.7 | 180.8 | 0.8 | 0.1 |
| Secondary product and miscellaneous receipts..... | | 339994-SM | | | | | | |
| Secondary products..... | | 339994-S | 12/85 | 155.9 | 156.4 | 156.4 | -0.3 | 0.0 |
| Burial casket mfg..... | 339995 | | 12/84 | 294.2 | 294.2 | 294.2 | 4.4 | 0.0 |
| Primary products..... | | 339995-P | 12/84 | 294.2 | 294.2 | 294.2 | 4.4 | 0.0 |
| Metal burial caskets and coffins, completely lined and trimmed, adult sizes only..... | | 339995-1 | 12/84 | 301.0 | 301.0 | 301.0 | 4.8 | 0.0 |
| Wood burial caskets and coffins, completely lined and trimmed, adult sizes only..... | | 339995-3Y | 12/84 | 318.8 | 318.9 | 318.9 | 4.1 | 0.0 |
| Other burial caskets and coffins, including burial boxes and vaults (except concrete and stone)..... | | 339995-5 | 12/84 | 235.2 | 235.2 | 235.2 | 1.2 | 0.0 |
| Secondary products and miscellaneous receipts..... | | 339995-SM | | | | | | |
| All other miscellaneous manufacturing..... | 339999 | | 12/85 | 152.6 | 152.7 | 152.7 | 0.9 | 0.0 |
| Primary products..... | | 339999-P | 12/85 | 161.0 | 161.0 | 161.0 | 1.1 | 0.0 |
| Mirror and picture frames and framed pictures..... | | 339999-E | 06/84 | 201.7 | 201.7 | 201.7 | 0.1 | 0.0 |
| All other miscellaneous fabricated products, incl. fire extinguishers and umbrellas..... | | 339999-L | 12/85 | 156.8 | 156.9 | 156.9 | 1.2 | 0.0 |
| Candles, including tapers..... | | 339999-5 | 12/85 | 182.2 | 182.0 | 182.2 | 2.3 | 0.1 |
| Secondary products and miscellaneous receipts..... | | 339999-SM | | | | | | |
| Miscellaneous receipts..... | | 339999-M | 12/85 | 90.4 | 90.4 | 90.4 | -1.7 | 0.0 |
| Services industries | | | | | | | | |
| Merchant wholesalers, durable goods..... | 423 | | 06/04 | 123.7 | 123.2 | 123.1 | 0.3 | -0.1 |
| Merchant wholesalers, durable goods..... | 423000 | | 06/04 | 123.7 | 123.2 | 123.1 | 0.2 | -0.1 |
| Primary services..... | | 423000-P | 06/04 | 123.6 | 123.0 | 122.8 | 0.2 | -0.2 |
| Wholesale distribution of motor vehicles and motor vehicle supplies..... | | 423000-A | 02/09 | 109.2 | 111.0 | 110.9 | 3.6 | -0.1 |
| Wholesale distribution of furniture and home furnishings..... | | 423000-2 | 02/09 | 93.5 | 90.6 | 92.1 | 5.9 | 1.7 |
| Wholesale distribution of lumber and other construction materials..... | | 423000-3 | 02/09 | 103.3 | 102.8 | 101.0 | -6.1 | -1.8 |
| Wholesale distribution of professional and commercial equipment and supplies..... | | 423000-4 | 02/09 | 97.3 | 95.1 | 94.4 | -2.6 | -0.7 |
| Wholesale distribution of medical, dental, and hospital equipment and supplies..... | | 423000-45 | 02/09 | 116.4 | 109.6 | 107.6 | 3.4 | -1.8 |
| Wholesale distribution of other professional and commercial equipment..... | | 423000-48 | 02/09 | 90.7 | 90.5 | 90.3 | -4.7 | -0.2 |
| Wholesale distribution of metals and minerals (except petroleum)..... | | 423000-5 | 02/09 | 114.2 | 101.8 | 99.6 | 2.6 | -2.2 |
| Wholesale distribution of electrical and electronic goods..... | | 423000-6 | 02/09 | 108.8 | 108.3 | 108.7 | -1.3 | 0.4 |
| Wholesale distribution of hardware, and plumbing and heating equipment and supplies..... | | 423000-7 | 02/09 | 97.4 | 97.4 | 97.5 | -0.2 | 0.1 |
| Wholesale distribution of machinery, equipment, and supplies..... | | 423000-8 | 02/09 | 107.5 | 111.2 | 111.8 | 6.5 | 0.5 |
| Other receipts..... | | 423000-SM | 06/04 | 125.6 | 129.2 | 131.7 | 3.0 | 1.9 |
| Merchant wholesalers, nondurable goods..... | 424 | | 06/05 | 141.7 | 142.7 | 142.3 | -1.3 | -0.3 |
| Merchant wholesalers, nondurable goods..... | 424000 | | 12/04 | 146.6 | 147.7 | 147.2 | -1.3 | -0.3 |
| Primary services..... | | 424000-P | 12/04 | 146.8 | 147.9 | 147.4 | -1.3 | -0.3 |
| Wholesale distribution of drugs and druggists' sundries..... | | 424000-2 | 02/09 | 134.1 | 134.1 | 133.3 | -0.6 | -0.6 |

See footnotes at end of table.

Table 5. Producer price indexes for the net output of selected industries and their products, not seasonally adjusted — Continued

| Industry and product ¹ | Industry code | Product code | Index base | Index | | | Percent change to June 2012 from: | | |
|--|---------------|--------------|------------|------------------------|-----------------------|------------------------|-----------------------------------|----------|-------|
| | | | | Feb. 2012 ² | May 2012 ² | June 2012 ² | June 2011 | May 2012 | |
| Merchant wholesalers, nondurable goods - Continued | | | | | | | | | |
| Wholesale distribution of apparel, piece goods, and notions..... | | 424000-3 | 02/09 | 86.0 | 88.7 | 88.7 | 13.1 | 0.0 | |
| Wholesale distribution of grocery and related products..... | | 424000-4 | 02/09 | 104.2 | 101.2 | 98.7 | -7.8 | -2.5 | |
| Wholesale distribution of farm product raw materials..... | | 424000-5 | 02/09 | 112.3 | 115.5 | 114.7 | 0.7 | -0.7 | |
| Wholesale distribution of chemicals and allied products..... | | 424000-6 | 02/09 | 91.6 | 95.1 | 92.0 | 0.9 | -3.3 | |
| Wholesale distribution of beer, wine, and distilled alcoholic beverages..... | | 424000-8 | 02/09 | 109.8 | 113.7 | 110.6 | 7.0 | -2.7 | |
| Wholesale distribution of miscellaneous nondurable goods..... | | 424000-9 | 02/09 | 113.1 | 114.7 | 125.0 | 13.3 | 9.0 | |
| Other receipts..... | | 424000-SM | 12/04 | 97.3 | 96.2 | 96.9 | 3.6 | 0.7 | |
| Wholesale trade agents and brokers..... | 425 | | 06/05 | 129.6 | 129.9 | 129.7 | 4.3 | -0.2 | |
| Wholesale trade agents and brokers..... | 4251 | | 06/05 | 129.6 | 129.9 | 129.7 | 4.3 | -0.2 | |
| Wholesale trade agents and brokers..... | 42512 | | 06/05 | 129.6 | 129.9 | 129.7 | 4.3 | -0.2 | |
| Wholesale trade agents and brokers..... | 425120 | | 06/04 | 130.2 | 130.6 | 130.3 | 4.2 | -0.2 | |
| Primary services..... | | 425120-P | 06/04 | 130.0 | 130.3 | 130.0 | 4.3 | -0.2 | |
| Wholesale trade brokerage fees and commissions..... | | 425120-1 | 06/04 | 130.0 | 130.3 | 130.0 | 4.3 | -0.2 | |
| Material recyclers..... | | | | | | | | | |
| Primary products..... | 429930 | 429930-P | 12/86 | 408.8 | 403.0 | 372.1 | -16.4 | -7.7 | |
| Ferrous metal scrap..... | | 429930-1 | 12/86 | 410.6 | 404.4 | 370.9 | -17.4 | -8.3 | |
| Carbon steel scrap..... | | 429930-11 | 12/86 | 560.4 | 547.5 | 479.8 | -18.8 | -12.4 | |
| Heavy melting scrap..... | | 429930-111 | 12/86 | 560.3 | 550.0 | 479.3 | -19.0 | -12.9 | |
| Carbon steel scrap bundles..... | | 429930-112 | 12/86 | 592.1 | 585.9 | 518.0 | -14.0 | -11.6 | |
| Shredded carbon steel scrap..... | | 429930-113 | 12/86 | 574.2 | 533.4 | 466.8 | -24.5 | -12.5 | |
| Cut plate and structural scrap..... | | 429930-113 | 12/86 | 382.5 | 383.8 | 342.3 | -13.9 | -10.8 | |
| Other carbon steel scrap..... | | 429930-114 | 12/86 | 429930-115 | 575.0 | 561.1 | 483.4 | -17.7 | -13.8 |
| Stainless and alloy steel scrap..... | | 429930-12 | 12/86 | 642.7 | 637.3 | 536.5 | -25.4 | -15.8 | |
| Cast iron scrap..... | | 429930-12 | 12/86 | 923.0 | 766.0 | 746.7 | -19.1 | -2.5 | |
| Other ferrous scrap..... | | 429930-13 | 12/86 | 296.4 | 295.2 | 257.9 | -13.4 | -12.6 | |
| Nonferrous metal scrap..... | | 429930-14 | 06/06 | 160.7 | 155.6 | 154.5 | -0.4 | -0.7 | |
| Copper base scrap..... | | 429930-2 | 12/86 | 437.5 | 437.2 | 420.8 | -11.9 | -3.8 | |
| No 1 copper wire, heavy..... | | 429930-21 | 12/86 | 666.9 | 661.6 | 627.8 | -10.5 | -5.1 | |
| No 2 copper wire, mixed..... | | 429930-211 | 12/86 | 501.1 | 488.0 | 456.1 | -16.5 | -6.5 | |
| Yellow brass scrap..... | | 429930-212 | 12/86 | 757.2 | 730.4 | 671.3 | -16.1 | -8.1 | |
| Other copper and brass scrap, including red brass..... | | 429930-213 | 12/86 | 711.4 | 675.7 | 644.1 | -8.4 | -4.7 | |
| Aluminum base scrap..... | | 429930-214 | 12/86 | 779.9 | 810.2 | 779.5 | -4.5 | -3.8 | |
| Solids and clippings, new aluminum base scrap..... | | 429930-22 | 12/86 | 202.8 | 201.8 | 196.9 | -16.7 | -2.4 | |
| Borings, turnings, and other new aluminum base scrap..... | | 429930-221 | 12/86 | 170.5 | 181.7 | 178.5 | -16.8 | -1.8 | |
| Used beverage can scrap..... | | 429930-222 | 06/96 | 130.9 | 112.9 | 114.3 | -17.6 | 1.2 | |
| Other old aluminum base scrap..... | | 429930-223 | 12/86 | 227.7 | 213.1 | 208.7 | -23.1 | -2.1 | |
| Other nonferrous scrap (including lead, zinc and precious metals)..... | | 429930-224 | 12/86 | 190.9 | 194.4 | 184.5 | -11.5 | -5.1 | |
| Wastepaper..... | | 429930-23 | 12/86 | 1,627.5 | 1,650.3 | 1,590.7 | -6.6 | -3.6 | |
| News wastepaper..... | | 429930-3 | 12/86 | 210.4 | 205.4 | 205.6 | -21.7 | 0.1 | |
| Mixed wastepaper..... | | 429930-31 | 12/86 | 121.7 | 131.6 | 136.7 | -23.5 | 3.9 | |
| Corrugated wastepaper..... | | 429930-32 | 12/86 | 651.1 | 651.1 | 716.8 | -8.5 | 10.1 | |
| High grades wastepaper (pulp substitutes and deinking)..... | | 429930-33 | 12/86 | 148.4 | 153.8 | 149.3 | -18.8 | -2.9 | |
| Wastepaper exports (all grades)..... | | 429930-34 | 12/86 | 190.0 | — | 178.1 | -36.6 | — | |
| Recyclable materials, excluding metals and paper..... | | 429930-35 | 12/86 | 390.7 | — | 362.2 | -19.9 | — | |
| Recyclable textiles, including rags, textile scrap, and wiping cloths..... | | 429930-4 | 12/86 | 155.4 | 155.3 | 147.1 | -7.0 | -5.3 | |
| Recyclable plastics..... | | 429930-41 | 06/06 | 125.2 | — | — | — | — | |
| Recyclable glass..... | | 429930-42 | 06/96 | 127.1 | 127.6 | 108.4 | -20.6 | -15.0 | |
| Other recyclable materials..... | | 429930-43 | 06/96 | 188.3 | 176.6 | — | — | — | |
| Other receipts..... | | 429930-44 | 06/06 | 147.1 | 142.5 | 141.4 | -11.2 | -0.8 | |
| Miscellaneous receipts..... | | 429930-SM | 12/86 | 247.0 | 247.0 | 257.9 | 14.5 | 4.4 | |
| Motor vehicle and parts dealers..... | 441 | | 12/03 | 129.1 | 132.5 | 133.0 | 3.2 | 0.4 | |
| Automobile dealers..... | 4411 | | 12/03 | 126.0 | 129.3 | 129.8 | 3.5 | 0.4 | |
| New car dealers..... | 44111 | | 12/99 | 139.1 | 142.7 | 143.3 | 3.5 | 0.4 | |
| New car dealers..... | 441110 | | 12/99 | 139.1 | 142.7 | 143.3 | 3.5 | 0.4 | |
| Primary services..... | | 441110-P | 12/99 | 139.5 | 143.1 | 143.7 | 3.4 | 0.4 | |
| Vehicle sales..... | | 441110-1 | 12/99 | 95.6 | 98.7 | 99.4 | -1.0 | 0.7 | |
| New vehicle sales..... | | 441110-101 | 12/99 | 87.3 | 91.4 | 92.0 | -1.8 | 0.7 | |
| Used vehicle sales..... | | 441110-102 | 12/99 | 105.4 | 107.5 | 108.3 | -1.6 | 0.7 | |
| Service labor and parts..... | | 441110-2 | 12/99 | 168.8 | 172.6 | 173.2 | 5.2 | 0.3 | |
| Other receipts..... | | 441110-SM | 12/99 | 148.5 | 151.4 | 151.0 | 6.3 | -0.3 | |

See footnotes at end of table.

Table 5. Producer price indexes for the net output of selected industries and their products, not seasonally adjusted — Continued

| Industry and product ¹ | Industry code | Product code | Index base | Index | | | Percent change to June 2012 from: | |
|--|---------------|--------------|------------|------------------------|-----------------------|------------------------|-----------------------------------|----------|
| | | | | Feb. 2012 ² | May 2012 ² | June 2012 ² | June 2011 | May 2012 |
| Recreational vehicle dealers..... | 44121 | | 06/01 | 118.7 | 117.5 | 119.4 | -4.3 | 1.6 |
| Recreational vehicle dealers..... | 441210 | | 06/01 | 118.7 | 117.5 | 119.4 | -4.3 | 1.6 |
| Primary services..... | | 441210-P | 06/01 | 119.2 | 118.2 | 120.0 | -3.8 | 1.5 |
| Recreational vehicle dealer services..... | | 441210-1 | 06/01 | 119.2 | 118.2 | 120.0 | -3.8 | 1.5 |
| Boat dealers..... | 441222 | | 06/01 | 138.1 | 142.5 | 137.8 | 6.1 | -3.3 |
| Primary services..... | | 441222-P | 06/01 | 139.7 | 144.6 | 139.7 | 7.1 | -3.4 |
| Boat dealer services..... | | 441222-1 | 06/01 | 139.7 | 144.6 | 139.7 | 7.1 | -3.4 |
| Automotive parts, accessories and tire stores..... | 4413 | | 12/01 | 152.5 | 157.5 | 159.7 | 1.5 | 1.4 |
| Automotive parts and accessories stores..... | 44131 | | 12/03 | 155.6 | 163.0 | 166.6 | 3.5 | 2.2 |
| Automotive parts and accessories stores..... | 441310 | | 12/03 | 155.6 | 163.0 | 166.6 | 3.5 | 2.2 |
| Primary services..... | | 441310-P | 12/03 | 155.6 | 163.0 | 166.6 | 3.5 | 2.2 |
| Automotive parts and accessories store services..... | | 441310-1 | 12/03 | 155.6 | 163.0 | 166.6 | 3.5 | 2.2 |
| Tire dealers..... | 44132 | | 12/03 | 128.3 | 129.3 | 129.3 | -2.0 | 0.0 |
| Tire dealers..... | 441320 | | 12/03 | 128.3 | 129.3 | 129.3 | -2.0 | 0.0 |
| Primary services..... | | 441320-P | 12/03 | 128.3 | 129.4 | 129.4 | -2.0 | 0.0 |
| Tire dealer services..... | | 441320-1 | 12/03 | 128.3 | 129.4 | 129.4 | -2.0 | 0.0 |
| Furniture and home furnishings stores..... | 442 | | 12/03 | 125.4 | 124.3 | 127.2 | 1.9 | 2.3 |
| Furniture stores..... | 4421 | | 12/03 | 117.4 | 114.7 | 119.8 | 3.0 | 4.4 |
| Furniture stores..... | 44211 | | 12/03 | 117.4 | 114.7 | 119.8 | 3.0 | 4.4 |
| Furniture stores..... | 442110 | | 06/03 | 119.0 | 116.2 | 121.4 | 3.0 | 4.5 |
| Primary services..... | | 442110-P | 06/03 | 119.0 | 116.2 | 121.4 | 3.0 | 4.5 |
| Furniture store services..... | | 442110-1 | 06/03 | 119.0 | 116.2 | 121.4 | 3.0 | 4.5 |
| Floor covering stores..... | 44221 | | 12/03 | 136.2 | 137.1 | 137.3 | 1.0 | 0.1 |
| Floor covering stores..... | 442210 | | 06/03 | 138.2 | 139.1 | 139.3 | 0.9 | 0.1 |
| Primary services..... | | 442210-P | 06/03 | 138.2 | 139.1 | 139.3 | 0.9 | 0.1 |
| Floor covering store services..... | | 442210-1 | 06/03 | 138.2 | 139.1 | 139.3 | 0.9 | 0.1 |
| Electronics and appliance stores..... | 443 | | 12/03 | 80.3 | 79.8 | 79.5 | -12.1 | -0.4 |
| Electronics and appliance stores..... | 4431 | | 12/03 | 80.3 | 79.8 | 79.5 | -12.1 | -0.4 |
| Electronics and appliance stores..... | 44314 | | 12/03 | 80.3 | 79.8 | 79.5 | -12.1 | -0.4 |
| Household appliance stores..... | 443141 | | 06/03 | 75.8 | 75.9 | 76.7 | -0.9 | 1.1 |
| Primary services..... | | 443141-P | 06/03 | 75.8 | 75.9 | 76.7 | -0.9 | 1.1 |
| Household appliance store services..... | | 443141-1 | 06/03 | 75.8 | 75.9 | 76.7 | -0.9 | 1.1 |
| Electronics stores..... | 443142 | | 12/11 | 97.1 | 96.4 | 95.8 | - | -0.6 |
| Primary services..... | | 443142-P | 12/11 | 96.9 | 96.3 | 95.7 | - | -0.6 |
| Sales of electronic entertainment and communication products..... | | 443142-1 | 12/11 | 98.0 | 105.9 | 104.3 | - | -1.5 |
| Sales of computers, hardware, software, and computer equipment and supplies..... | | 443142-2 | 06/03 | 50.0 | 44.1 | 44.1 | -19.8 | 0.0 |
| Sales of cameras and photographic equipment and supplies..... | | 443142-3 | 06/00 | 111.4 | 111.7 | 111.1 | -1.9 | -0.5 |
| Sales of all other goods..... | | 443142-4 | 12/11 | 93.3 | 91.6 | 91.8 | - | 0.2 |
| Other receipts..... | | 443142-SM | 12/11 | 100.0 | 98.9 | 96.8 | - | -2.1 |
| Building material and garden equipment and supply dealers. . . | 444 | | 12/03 | 125.9 | 126.4 | 128.2 | 5.9 | 1.4 |
| Building material and supplies dealers..... | 4441 | | 12/03 | 126.9 | 127.2 | 129.5 | 5.2 | 1.8 |
| Home centers..... | 44411 | | 12/03 | 117.4 | 116.6 | 119.5 | 4.7 | 2.5 |
| Home centers..... | 444110 | | 12/03 | 117.4 | 116.6 | 119.5 | 4.7 | 2.5 |
| Primary services..... | | 444110-P | 12/03 | 117.4 | 116.6 | 119.5 | 4.7 | 2.5 |
| Home center services..... | | 444110-1 | 12/03 | 117.4 | 116.6 | 119.5 | 4.7 | 2.5 |
| Paint and wallpaper stores..... | 44412 | | 12/03 | 143.7 | 140.6 | 139.9 | -1.3 | -0.5 |
| Paint and wallpaper stores..... | 444120 | | 06/03 | 147.0 | 143.8 | 143.1 | -1.3 | -0.5 |
| Primary services..... | | 444120-P | 06/03 | 147.0 | 143.8 | 143.1 | -1.3 | -0.5 |
| Paint and wallpaper store services..... | | 444120-1 | 06/03 | 147.0 | 143.8 | 143.1 | -1.3 | -0.5 |
| Hardware stores..... | 44413 | | 12/03 | 126.9 | 126.5 | 127.5 | 4.3 | 0.8 |
| Hardware stores..... | 444130 | | 06/03 | 127.5 | 127.0 | 128.0 | 4.2 | 0.8 |
| Primary services..... | | 444130-P | 06/03 | 127.5 | 127.0 | 128.0 | 4.2 | 0.8 |
| Hardware store services..... | | 444130-1 | 06/03 | 127.5 | 127.0 | 128.0 | 4.2 | 0.8 |
| Other building material dealers..... | 44419 | | 12/03 | 138.0 | 140.1 | 142.2 | 6.7 | 1.5 |
| Other building material dealers..... | 444190 | | 12/03 | 138.0 | 140.1 | 142.2 | 6.7 | 1.5 |
| Primary services..... | | 444190-P | 12/03 | 138.0 | 140.1 | 142.2 | 6.7 | 1.5 |
| Other building material dealer services..... | | 444190-1 | 12/03 | 138.0 | 140.1 | 142.2 | 6.7 | 1.5 |

See footnotes at end of table.

Table 5. Producer price indexes for the net output of selected industries and their products, not seasonally adjusted — Continued

| Industry and product ¹ | Industry code | Product code | Index base | Index | | | Percent change to June 2012 from: | |
|---|---------------|--------------|------------|------------------------|-----------------------|------------------------|-----------------------------------|----------|
| | | | | Feb. 2012 ² | May 2012 ² | June 2012 ² | June 2011 | May 2012 |
| Lawn and garden equip and supplies stores..... | 4442 | | 12/03 | 122.6 | 124.9 | 123.6 | 12.3 | -1.0 |
| Nursery, garden and farm supply stores..... | 44422 | | 12/03 | 122.6 | 124.9 | 123.6 | 12.3 | -1.0 |
| Nursery, garden, and farm supply stores..... | 444220 | | 12/02 | 131.3 | 133.7 | 132.4 | 12.2 | -1.0 |
| Primary services..... | | 444220-P | 12/02 | 130.2 | 132.7 | 131.3 | 12.4 | -1.1 |
| Nursery, garden center, and farm supply store services. . . . | | 444220-1 | 12/02 | 130.2 | 132.7 | 131.3 | 12.4 | -1.1 |
| Food and beverage stores..... | 445 | | 12/99 | 163.9 | 163.8 | 163.9 | 4.8 | 0.1 |
| Grocery stores..... | 4451 | | 12/03 | 137.6 | 137.3 | 137.3 | 4.6 | 0.0 |
| Grocery (except convenience) stores..... | 44511 | | 12/03 | 137.6 | 137.3 | 137.3 | 4.6 | 0.0 |
| Supermarkets and other grocery (except convenience) stores... | 445110 | | 12/99 | 164.2 | 163.9 | 163.8 | 4.6 | -0.1 |
| Primary services..... | | 445110-P | 12/99 | 164.3 | 164.0 | 164.0 | 4.7 | 0.0 |
| Supermarket and other grocery store services..... | | 445110-3 | 12/99 | 162.8 | 162.4 | 162.4 | 4.6 | 0.0 |
| Meat department..... | | 445110-301 | 12/99 | 159.2 | 158.1 | 161.7 | -3.1 | 2.3 |
| Produce department..... | | 445110-302 | 12/99 | 173.0 | 196.5 | 195.2 | 3.7 | -0.7 |
| Bakery department..... | | 445110-303 | 12/99 | 188.4 | 182.2 | 187.8 | 4.0 | 3.1 |
| Dairy department..... | | 445110-304 | 12/99 | 153.1 | 146.7 | 137.7 | 18.5 | -6.1 |
| Deli department..... | | 445110-305 | 12/99 | 126.2 | 125.7 | 124.9 | -2.3 | -0.6 |
| Frozen foods department..... | | 445110-306 | 12/99 | 111.8 | 110.2 | 113.1 | 5.7 | 2.6 |
| Edible grocery department..... | | 445110-307 | 12/99 | 154.7 | 146.8 | 145.9 | -0.4 | -0.6 |
| Nonedible grocery department..... | | 445110-308 | 12/99 | 175.0 | 174.8 | 181.7 | 10.3 | 3.9 |
| Health and beauty care department..... | | 445110-309 | 12/99 | 229.1 | 222.1 | 220.9 | 42.2 | -0.5 |
| General merchandise department..... | | 445110-311 | 12/99 | 209.4 | 219.4 | 215.0 | 4.6 | -2.0 |
| Other departments..... | | 445110-312 | 12/99 | 147.0 | 182.7 | 182.1 | 10.0 | -0.3 |
| Specialty food stores..... | 4452 | | 12/03 | 153.0 | 152.1 | 152.5 | 4.8 | 0.3 |
| Specialty food stores..... | 445200 | | 12/03 | 153.0 | 152.1 | 152.5 | 4.8 | 0.3 |
| Primary services..... | | 445200-P | 12/03 | 152.9 | 152.0 | 152.4 | 4.8 | 0.3 |
| Specialty food store services..... | | 445200-1 | 12/03 | 152.9 | 152.0 | 152.4 | 4.8 | 0.3 |
| Beer, wine, and liquor stores..... | 4453 | | 06/00 | 137.7 | 141.2 | 141.8 | 6.2 | 0.4 |
| Beer, wine, and liquor stores..... | 44531 | | 06/00 | 137.7 | 141.2 | 141.8 | 6.2 | 0.4 |
| Beer, wine, and liquor stores..... | 445310 | | 06/00 | 137.7 | 141.2 | 141.8 | 6.2 | 0.4 |
| Primary services..... | | 445310-P | 06/00 | 137.7 | 141.2 | 141.8 | 6.2 | 0.4 |
| Beer, wine, and liquor store services..... | | 445310-1 | 06/00 | 137.7 | 141.2 | 141.8 | 6.2 | 0.4 |
| Health and personal care stores..... | 446 | | 12/03 | 135.4 | 139.4 | 137.1 | 4.7 | -1.6 |
| Health and personal care stores..... | 4461 | | 12/03 | 135.5 | 139.5 | 137.2 | 4.7 | -1.6 |
| Pharmacies and drug stores..... | 44611 | | 06/00 | 166.0 | 169.5 | 167.9 | 5.9 | -0.9 |
| Pharmacies and drug stores..... | 446110 | | 06/00 | 166.0 | 169.5 | 167.9 | 5.9 | -0.9 |
| Primary services..... | | 446110-P | 06/00 | 166.0 | 169.5 | 167.9 | 5.9 | -0.9 |
| Sales of prescription drugs..... | | 446110-1 | 06/00 | 205.0 | 212.2 | 208.3 | 6.9 | -1.8 |
| Sales of over-the-counter drugs and all other goods..... | | 446110-4 | 06/00 | 138.2 | 138.1 | 138.7 | 4.0 | 0.4 |
| Sales of over-the-counter drugs..... | | 446110-41 | 06/00 | 104.7 | 108.5 | 107.3 | -1.5 | -1.1 |
| Sales of all other goods..... | | 446110-42 | 06/00 | 149.5 | 148.3 | 149.4 | 4.6 | 0.7 |
| Optical goods stores..... | 44613 | | 12/03 | 111.5 | 111.5 | 111.5 | 0.0 | 0.0 |
| Optical goods stores..... | 446130 | | 06/00 | 114.3 | 114.3 | 114.3 | 0.0 | 0.0 |
| Primary services..... | | 446130-P | 06/00 | 114.4 | 114.4 | 114.4 | 0.0 | 0.0 |
| Optical goods store services..... | | 446130-1 | 06/00 | 114.4 | 114.4 | 114.4 | 0.0 | 0.0 |
| Food (health) supplement stores..... | 446191 | | 12/99 | 162.4 | 177.8 | 167.2 | 0.0 | -6.0 |
| Primary services..... | | 446191-P | 12/99 | 162.4 | 177.8 | 167.2 | 0.0 | -6.0 |
| Food (health) supplement store services..... | | 446191-1 | 12/99 | 162.4 | 177.8 | 167.2 | 0.0 | -6.0 |
| Gasoline stations..... | 447 | | 06/01 | 77.0 | 87.9 | 86.0 | 1.8 | -2.2 |
| Gasoline stations..... | 4471 | | 06/01 | 77.0 | 87.9 | 86.0 | 1.8 | -2.2 |
| Gasoline stations with convenience stores..... | 44711 | | 12/03 | 150.2 | 172.8 | 167.2 | 1.5 | -3.2 |
| Gasoline stations with convenience stores..... | 447110 | | 12/03 | 150.2 | 172.8 | 167.2 | 1.5 | -3.2 |
| Primary services..... | | 447110-P | 12/03 | 150.4 | 173.2 | 167.6 | 1.5 | -3.2 |
| Gasoline stations with convenience store services..... | | 447110-1 | 12/03 | 150.4 | 173.2 | 167.6 | 1.5 | -3.2 |
| Other receipts..... | | 447110-SM | 12/03 | 128.8 | 128.8 | 128.8 | - | 0.0 |
| Other gasoline stations..... | 44719 | | 12/03 | 158.3 | 174.6 | 180.3 | 3.7 | 3.3 |
| Other gasoline stations..... | 447190 | | 12/03 | 158.0 | 174.3 | 179.9 | 3.7 | 3.2 |
| Primary services..... | | 447190-P | 06/01 | 61.2 | 67.5 | 69.7 | 3.7 | 3.3 |
| Other gasoline station services..... | | 447190-1 | 06/01 | 61.2 | 67.5 | 69.7 | 3.7 | 3.3 |
| Clothing and clothing accessories stores..... | 448 | | 12/03 | 122.9 | 132.3 | 126.8 | 7.5 | -4.2 |
| Clothing stores..... | 4481 | | 12/03 | 118.6 | 129.6 | 123.7 | 9.6 | -4.6 |

See footnotes at end of table.

Table 5. Producer price indexes for the net output of selected industries and their products, not seasonally adjusted — Continued

| Industry and product ¹ | Industry code | Product code | Index base | Index | | | Percent change to June 2012 from: | |
|--|---------------|--------------|------------|------------------------|-----------------------|------------------------|-----------------------------------|----------|
| | | | | Feb. 2012 ² | May 2012 ² | June 2012 ² | June 2011 | May 2012 |
| Men's clothing stores..... | 44811 | | 12/03 | 76.1 | 78.7 | 79.5 | 0.0 | 1.0 |
| Men's clothing stores..... | 448110 | | 06/02 | 78.9 | 81.5 | 82.3 | -0.1 | 1.0 |
| Primary services..... | | 448110-P | 06/02 | 78.9 | 81.5 | 82.3 | -0.1 | 1.0 |
| Men's clothing store services..... | | 448110-1 | 06/02 | 78.9 | 81.5 | 82.3 | -0.1 | 1.0 |
| Women's clothing stores..... | 44812 | | 12/03 | 127.6 | 142.2 | 141.0 | 12.4 | -0.8 |
| Women's clothing stores..... | 448120 | | 06/03 | 130.4 | 145.3 | 144.0 | 12.4 | -0.9 |
| Primary services..... | | 448120-P | 06/03 | 130.4 | 145.3 | 144.0 | 12.4 | -0.9 |
| Women's clothing store services..... | | 448120-1 | 06/03 | 130.4 | 145.3 | 144.0 | 12.4 | -0.9 |
| Family clothing stores..... | 44814 | | 12/03 | 120.8 | 131.0 | 121.5 | 8.8 | -7.3 |
| Family clothing stores..... | 448140 | | 06/03 | 128.0 | 138.9 | 128.8 | 8.8 | -7.3 |
| Primary services..... | | 448140-P | 06/03 | 128.0 | 138.9 | 128.8 | 8.8 | -7.3 |
| Family clothing store services..... | | 448140-1 | 06/03 | 128.0 | 138.9 | 128.8 | 8.8 | -7.3 |
| Shoe stores..... | 4482 | | 12/03 | 114.5 | 121.5 | 115.0 | 2.7 | -5.3 |
| Shoe stores..... | 44821 | | 12/03 | 114.5 | 121.5 | 115.0 | 2.7 | -5.3 |
| Shoe stores..... | 448210 | | 06/02 | 116.8 | 123.9 | 117.3 | 2.7 | -5.3 |
| Primary services..... | | 448210-P | 06/02 | 116.8 | 123.9 | 117.3 | 2.7 | -5.3 |
| Shoe store services..... | | 448210-1 | 06/02 | 116.8 | 123.9 | 117.3 | 2.7 | -5.3 |
| Jewelry, luggage and leather goods stores..... | 4483 | | 12/03 | 146.7 | 150.0 | 147.7 | 3.6 | -1.5 |
| Jewelry stores..... | 44831 | | 12/03 | 148.4 | 152.0 | 149.5 | 3.7 | -1.6 |
| Jewelry stores..... | 448310 | | 06/00 | 161.2 | 165.2 | 162.4 | 3.6 | -1.7 |
| Primary services..... | | 448310-P | 06/00 | 161.4 | 165.3 | 162.6 | 3.7 | -1.6 |
| Jewelry store services..... | | 448310-1 | 06/00 | 161.4 | 165.3 | 162.6 | 3.7 | -1.6 |
| Luggage and leather goods stores..... | 44832 | | 12/03 | 124.3 | 122.5 | 123.1 | 1.3 | 0.5 |
| Luggage and leather goods stores..... | 448320 | | 06/00 | 120.6 | 119.0 | 119.5 | 1.4 | 0.4 |
| Primary services..... | | 448320-P | 06/00 | 120.7 | 119.0 | 119.5 | 1.4 | 0.4 |
| Luggage and leather goods store services..... | | 448320-1 | 06/00 | 120.7 | 119.0 | 119.5 | 1.4 | 0.4 |
| Sporting goods, hobby, and book stores..... | 451 | | 12/03 | 114.8 | 113.6 | 116.5 | 2.8 | 2.6 |
| Sporting goods and hobby stores..... | 4511 | | 12/03 | 122.6 | 120.8 | 124.5 | 2.6 | 3.1 |
| Sporting goods stores..... | 45111 | | 12/03 | 139.2 | 135.7 | 140.9 | 5.9 | 3.8 |
| Sporting goods stores..... | 451110 | | 06/00 | 145.3 | 141.6 | 147.0 | 5.9 | 3.8 |
| Primary services..... | | 451110-P | 06/00 | 145.5 | 141.9 | 147.3 | 6.0 | 3.8 |
| Sporting goods store services..... | | 451110-1 | 06/00 | 145.5 | 141.9 | 147.3 | 6.0 | 3.8 |
| Hobby, toy and game stores..... | 45112 | | 12/03 | 103.6 | 103.8 | 106.4 | -3.2 | 2.5 |
| Hobby, toy, and game stores..... | 451120 | | 06/00 | 105.0 | 105.1 | 107.7 | -3.2 | 2.5 |
| Primary services..... | | 451120-P | 06/00 | 105.0 | 105.1 | 107.7 | -3.2 | 2.5 |
| Hobby, toy, and game store services..... | | 451120-1 | 06/00 | 105.0 | 105.1 | 107.7 | -3.2 | 2.5 |
| Sewing, needlework and piece goods stores..... | 45113 | | 12/03 | 112.8 | 115.0 | 113.6 | 2.4 | -1.2 |
| Sewing, needlework, and piece goods stores..... | 451130 | | 06/00 | 103.0 | 105.0 | 103.7 | 2.5 | -1.2 |
| Primary services..... | | 451130-P | 06/00 | 102.9 | 104.9 | 103.7 | 2.5 | -1.1 |
| Sewing, needlework, and piece goods store services..... | | 451130-1 | 06/00 | 102.9 | 104.9 | 103.7 | 2.5 | -1.1 |
| Book, periodical and music stores..... | 4512 | | 12/03 | 99.4 | 99.8 | 100.6 | 2.8 | 0.8 |
| Book stores and news dealers..... | 45121 | | 12/03 | 109.6 | 110.0 | 110.8 | 3.9 | 0.7 |
| Book stores..... | 451211 | | 06/00 | 136.2 | 136.8 | 137.8 | 4.0 | 0.7 |
| Primary services..... | | 451211-P | 06/00 | 136.3 | 136.9 | 137.9 | 4.0 | 0.7 |
| Book store services..... | | 451211-1 | 06/00 | 136.3 | 136.9 | 137.9 | 4.0 | 0.7 |
| General merchandise stores..... | 452 | | 12/03 | 123.6 | 122.5 | 124.6 | 8.3 | 1.7 |
| Department stores..... | 4521 | | 12/03 | 132.6 | 123.4 | 123.9 | 0.1 | 0.4 |
| Department stores..... | 45211 | | 12/03 | 132.6 | 123.4 | 123.9 | 0.1 | 0.4 |
| Department stores, except discount..... | 452111 | | 12/03 | 105.7 | 98.7 | 96.7 | 8.0 | -2.0 |
| Primary services..... | | 452111-P | 12/03 | 105.7 | 98.7 | 96.7 | 8.0 | -2.0 |
| Department store services, except discount department store..... | | 452111-1 | 12/03 | 105.7 | 98.7 | 96.7 | 8.0 | -2.0 |
| Discount department stores..... | 452112 | | 12/03 | 159.1 | 147.9 | 150.3 | -3.4 | 1.6 |
| Primary services..... | | 452112-P | 06/02 | 175.3 | 162.9 | 165.6 | -3.4 | 1.7 |
| Discount department store services..... | | 452112-1 | 06/02 | 175.3 | 162.9 | 165.6 | -3.4 | 1.7 |
| Other general merchandise stores..... | 4529 | | 12/03 | 110.4 | 115.8 | 119.1 | 14.1 | 2.8 |
| Other general merchandise stores..... | 452900 | | 12/03 | 110.4 | 115.8 | 119.1 | 14.1 | 2.8 |
| Primary services..... | | 452900-P | 12/03 | 110.4 | 115.8 | 119.1 | 14.1 | 2.8 |
| Other general merchandise store services..... | | 452900-1 | 12/03 | 110.4 | 115.8 | 119.1 | 14.1 | 2.8 |

See footnotes at end of table.

Table 5. Producer price indexes for the net output of selected industries and their products, not seasonally adjusted — Continued

| Industry and product ¹ | Industry code | Product code | Index base | Index | | | Percent change to June 2012 from: | |
|--|---------------|--------------|------------|------------------------|-----------------------|------------------------|-----------------------------------|----------|
| | | | | Feb. 2012 ² | May 2012 ² | June 2012 ² | June 2011 | May 2012 |
| Other general merchandise stores - Continued | | | | | | | | |
| Warehouse clubs and supercenters..... | | 452900-11 | 12/03 | 100.2 | 106.4 | 109.4 | 14.4 | 2.8 |
| All other general merchandise stores..... | | 452900-12 | 12/03 | 130.2 | 128.4 | 132.1 | 8.2 | 2.9 |
| Florists..... | 4531 | | 12/03 | 107.7 | 106.4 | 106.9 | 4.9 | 0.5 |
| Florists..... | 45311 | | 12/03 | 107.7 | 106.4 | 106.9 | 4.9 | 0.5 |
| Florists..... | 453110 | | 06/00 | 116.5 | 115.1 | 115.7 | 4.9 | 0.5 |
| Primary services..... | | 453110-P | 06/00 | 116.5 | 115.1 | 115.7 | 4.9 | 0.5 |
| Florist services..... | | 453110-1 | 06/00 | 116.5 | 115.1 | 115.7 | 4.9 | 0.5 |
| Office supplies, stationery and gift stores..... | 4532 | | 12/03 | 130.2 | 134.0 | 134.0 | -1.8 | 0.0 |
| Office supplies and stationery stores..... | 45321 | | 12/03 | 163.2 | 167.7 | 166.6 | 0.5 | -0.7 |
| Office supplies and stationery stores..... | 453210 | | 06/00 | 206.6 | 212.4 | 210.9 | 0.5 | -0.7 |
| Primary services..... | | 453210-P | 06/00 | 207.8 | 213.6 | 212.2 | 0.5 | -0.7 |
| Office supplies and stationery store services..... | | 453210-1 | 06/00 | 207.8 | 213.6 | 212.2 | 0.5 | -0.7 |
| Gift, novelty and souvenir stores..... | 45322 | | 12/03 | 100.6 | 103.7 | 104.4 | -4.6 | 0.7 |
| Gift, novelty, and souvenir stores..... | 453220 | | 06/00 | 101.0 | 104.0 | 104.8 | -4.6 | 0.8 |
| Primary services..... | | 453220-P | 06/00 | 101.0 | 104.0 | 104.8 | -4.6 | 0.8 |
| Gift, novelty, and souvenir store services..... | | 453220-1 | 06/00 | 101.0 | 104.0 | 104.8 | -4.6 | 0.8 |
| Manufactured (mobile) home dealers..... | 45393 | | 12/03 | 114.5 | 116.8 | 114.3 | -1.0 | -2.1 |
| Manufactured (mobile) home dealers..... | 453930 | | 12/02 | 121.0 | 123.5 | 120.8 | -1.0 | -2.2 |
| Primary services..... | | 453930-P | 12/02 | 120.9 | 123.4 | 120.7 | -1.0 | -2.2 |
| Manufactured (mobile) home dealer services..... | | 453930-1 | 12/02 | 120.9 | 123.4 | 120.7 | -1.0 | -2.2 |
| Nonstore retailers..... | 454 | | 12/03 | 144.5 | 151.5 | 152.9 | 7.6 | 0.9 |
| Electronic shopping and mail-order houses..... | 454110 | | 06/06 | 103.5 | 103.0 | 104.7 | -2.1 | 1.7 |
| Primary services..... | | 454110-P | 06/06 | 104.0 | 103.4 | 105.1 | -2.1 | 1.6 |
| Electronic shopping and mail-order house services..... | | 454110-1 | 06/06 | 104.0 | 103.4 | 105.1 | -2.1 | 1.6 |
| Vending machine operators..... | 4542 | | 12/03 | 121.4 | 122.8 | 124.2 | 0.2 | 1.1 |
| Vending machine operators..... | 45421 | | 12/03 | 121.4 | 122.8 | 124.2 | 0.2 | 1.1 |
| Vending machine operators..... | 454210 | | 06/00 | 128.6 | 130.1 | 131.6 | 0.2 | 1.2 |
| Primary services..... | | 454210-P | 06/00 | 128.7 | 130.2 | 131.7 | 0.2 | 1.2 |
| Vending machine operator services..... | | 454210-1 | 06/00 | 128.7 | 130.2 | 131.7 | 0.2 | 1.2 |
| Fuel dealers..... | 45431 | | 06/00 | 181.1 | 207.3 | 207.0 | 27.1 | -0.1 |
| Fuel dealers..... | 454310 | | 06/00 | 181.1 | 207.3 | 207.0 | 27.1 | -0.1 |
| Primary services..... | | 454310-P | 06/00 | 186.4 | 213.7 | 213.5 | 27.6 | -0.1 |
| Fuel dealer services..... | | 454310-1 | 06/00 | 186.4 | 213.7 | 213.5 | 27.6 | -0.1 |
| Other receipts..... | | 454310-SM | 06/00 | 78.4 | 78.4 | 78.4 | 0.0 | 0.0 |
| Air transportation..... | 481 | | 12/92 | 228.2 | 230.1 | 232.6 | 6.0 | 1.1 |
| Scheduled air transportation..... | 4811 | | 12/89 | 281.1 | 283.4 | 287.2 | 6.6 | 1.3 |
| Scheduled air transportation..... | 48111 | | 12/89 | 281.1 | 283.4 | 287.2 | 6.6 | 1.3 |
| Scheduled passenger air transportation..... | 481111 | | 12/89 | 286.3 | 288.7 | 292.9 | 6.7 | 1.5 |
| Primary services..... | | 481111-P | 12/89 | 310.9 | 313.7 | 318.4 | 7.0 | 1.5 |
| Domestic..... | | 481111-1 | 12/89 | 326.4 | 329.6 | 331.4 | 6.5 | 0.5 |
| First class, including business..... | | 481111-101 | 12/99 | 164.2 | 169.4 | 163.4 | 1.6 | -3.5 |
| Coach..... | | 481111-102 | 12/99 | 186.4 | 187.8 | 189.8 | 7.8 | 1.1 |
| International..... | | 481111-2 | 12/89 | 237.9 | 238.9 | 251.3 | 8.6 | 5.2 |
| Scheduled freight air transportation..... | 481112 | | 12/03 | 155.8 | 156.3 | 155.9 | 4.3 | -0.3 |
| Primary services..... | | 481112-P | 12/87 | 192.3 | 192.8 | 192.5 | 4.1 | -0.2 |
| Freight..... | | 481112-1 | 12/87 | 202.3 | 202.7 | 202.5 | 2.9 | -0.1 |
| Mail..... | | 481112-2 | 12/87 | 153.2 | 154.6 | 153.9 | 18.0 | -0.5 |
| Other receipts..... | | 481112-SM | 12/03 | 139.8 | 140.5 | 139.8 | 1.7 | -0.5 |
| Nonscheduled air transportation..... | 4812 | | 12/96 | 168.2 | 169.5 | 167.5 | -0.6 | -1.2 |
| Nonscheduled air transportation..... | 48121 | | 12/96 | 168.2 | 169.5 | 167.5 | -0.6 | -1.2 |
| Nonscheduled air passenger chartering..... | 481211 | | 06/92 | 179.1 | 179.7 | 177.3 | -1.4 | -1.3 |
| Primary services..... | | 481211-P | 12/00 | 142.9 | 143.5 | 141.5 | -1.3 | -1.4 |
| Domestic nonscheduled passenger services..... | | 481211-1 | 06/08 | 100.8 | 101.3 | 100.3 | -0.2 | -1.0 |
| International nonscheduled passenger services..... | | 481211-2 | 06/08 | 106.2 | 106.8 | 102.8 | -6.7 | -3.7 |
| Other receipts..... | | 481211-SM | 06/92 | 270.5 | 268.1 | 267.3 | -2.4 | -0.3 |
| Nonscheduled air freight chartering..... | 481212 | | 06/08 | 101.6 | 105.1 | 104.4 | 4.5 | -0.7 |
| Primary services..... | | 481212-P | 06/08 | 101.2 | 105.6 | 104.1 | 4.6 | -1.4 |
| Domestic nonscheduled freight services..... | | 481212-1 | 06/08 | 102.3 | 108.6 | 106.6 | 4.1 | -1.8 |
| International nonscheduled freight services..... | | 481212-2 | 06/08 | 99.0 | 99.4 | 99.0 | 5.9 | -0.4 |

See footnotes at end of table.

Table 5. Producer price indexes for the net output of selected industries and their products, not seasonally adjusted — Continued

| Industry and product ¹ | Industry code | Product code | Index base | Index | | | Percent change to June 2012 from: | |
|--|---------------|--------------|------------|------------------------|-----------------------|------------------------|-----------------------------------|----------|
| | | | | Feb. 2012 ² | May 2012 ² | June 2012 ² | June 2011 | May 2012 |
| Nonscheduled air freight chartering - Continued | | | | | | | | |
| Other receipts..... | | 481212-SM | 06/08 | 115.0 | 114.2 | 117.2 | 7.8 | 2.6 |
| Rail transportation..... | 482 | | 12/96 | 174.5 | 179.0 | 178.7 | 3.1 | -0.2 |
| Rail transportation..... | 4821 | | 12/96 | 174.5 | 179.0 | 178.7 | 3.1 | -0.2 |
| Rail transportation..... | 48211 | | 12/96 | 174.5 | 179.0 | 178.7 | 3.1 | -0.2 |
| Line-haul railroads..... | 482111 | | 12/84 | 194.6 | 199.6 | 199.3 | 3.1 | -0.2 |
| Primary services..... | | 482111-P | 12/84 | 194.6 | 199.6 | 199.3 | 3.1 | -0.2 |
| Rail transportation, freight (Carload)..... | | 482111-1 | 12/96 | 179.7 | 184.5 | 184.5 | 3.4 | 0.0 |
| Rail transportation, freight (Intermodal)..... | | 482111-2 | 12/96 | 153.6 | 157.5 | 156.1 | 1.4 | -0.9 |
| Rail transportation, passenger..... | | 482111-3 | 12/96 | 147.9 | 147.9 | 148.0 | 3.7 | 0.1 |
| Coach service class..... | | 482111-306 | 06/05 | 132.1 | 132.1 | 132.3 | 3.7 | 0.2 |
| All other service classes..... | | 482111-307 | 06/05 | 127.6 | 127.6 | 127.6 | 3.7 | 0.0 |
| Water transportation..... | 483 | | 12/03 | 132.8 | 138.1 | 137.7 | 0.9 | -0.3 |
| Deep sea freight transportation..... | 483111 | | 06/88 | 242.7 | 254.2 | 252.9 | -4.9 | -0.5 |
| Primary services..... | | 483111-P | 06/88 | 248.0 | 259.7 | 258.4 | -4.9 | -0.5 |
| Deep sea freight transportation services..... | | 483111-5 | 06/88 | 248.0 | 259.7 | 258.4 | -4.9 | -0.5 |
| Coastal and Great Lakes freight transport..... | 483113 | | 12/03 | 162.2 | 167.7 | 167.5 | 5.3 | -0.1 |
| Primary services..... | | 483113-P | 12/03 | 159.8 | 165.4 | 165.2 | 5.5 | -0.1 |
| Coastal and intercoastal freight transportation..... | | 483113-1 | 12/03 | 156.3 | 164.8 | 165.1 | 6.6 | 0.2 |
| Great Lakes - St. Lawrence Seaway freight transportation..... | | 483113-2 | 12/91 | 208.4 | 199.3 | 194.3 | 6.5 | -2.5 |
| Coastal and intercoastal towing transportation..... | | 483113-3 | 12/03 | 169.5 | 173.7 | 173.4 | 3.8 | -0.2 |
| Other receipts..... | | 483113-SM | 12/03 | 185.6 | 187.4 | 187.2 | 0.8 | -0.1 |
| Inland water transportation..... | 4832 | | 12/03 | 189.9 | 197.1 | 196.9 | 5.1 | -0.1 |
| Inland water transportation..... | 48321 | | 12/03 | 189.9 | 197.1 | 196.9 | 5.1 | -0.1 |
| Inland water freight transportation..... | 483211 | | 12/90 | 240.9 | 250.1 | 249.7 | 5.0 | -0.2 |
| Primary services..... | | 483211-P | 12/90 | 244.7 | 254.0 | 253.7 | 5.2 | -0.1 |
| Inland waterways freight transportation (except towing)..... | | 483211-1 | 12/03 | 207.7 | 216.7 | 218.7 | 7.5 | 0.9 |
| Inland waterways towing transportation..... | | 483211-2 | 12/03 | 136.3 | 139.1 | 133.4 | -4.1 | -4.1 |
| Truck transportation..... | 484 | | 12/03 | 129.1 | 131.1 | 129.7 | 2.2 | -1.1 |
| General freight trucking..... | 4841 | | 12/03 | 130.3 | 132.6 | 131.2 | 3.2 | -1.1 |
| General freight trucking, local..... | 48411 | | 12/03 | 132.1 | 132.5 | 132.1 | 1.2 | -0.3 |
| General freight trucking, local..... | 484110 | | 12/03 | 132.2 | 132.6 | 132.1 | 1.2 | -0.4 |
| Primary services..... | | 484110-P | 06/93 | 146.8 | 146.8 | 146.2 | 0.8 | -0.4 |
| General freight trucking, local..... | | 484110-1 | 06/93 | 146.8 | 146.8 | 146.2 | 0.8 | -0.4 |
| Other receipts..... | | 484110-SM | 12/03 | 131.4 | 133.0 | 132.8 | 2.4 | -0.2 |
| General freight trucking, long-distance..... | 48412 | | 12/03 | 129.9 | 132.7 | 131.0 | 3.6 | -1.3 |
| General freight trucking, long-distance TL..... | 484121 | | 12/03 | 124.6 | 127.0 | 125.8 | 3.6 | -0.9 |
| Primary services..... | | 484121-P | 06/92 | 141.5 | 144.4 | 142.9 | 3.9 | -1.0 |
| General freight trucking, long-distance, truckload..... | | 484121-2 | 06/92 | 141.5 | 144.4 | 142.9 | 3.9 | -1.0 |
| Other receipts..... | | 484121-SM | 12/03 | 143.0 | 144.8 | 143.5 | 0.8 | -0.9 |
| General freight trucking, long-distance LTL..... | 484122 | | 12/03 | 141.7 | 145.5 | 142.8 | 4.0 | -1.9 |
| Primary services..... | | 484122-P | 06/92 | 239.1 | 245.8 | 240.9 | 4.0 | -2.0 |
| General freight trucking, long-distance less than truckload..... | | 484122-1 | 06/92 | 239.1 | 245.8 | 240.9 | 4.0 | -2.0 |
| Other receipts..... | | 484122-SM | 12/03 | 143.4 | - | - | - | - |
| Specialized freight trucking..... | 4842 | | 12/03 | 126.7 | 128.0 | 126.8 | 0.1 | -0.9 |
| Used household and office goods moving..... | 48421 | | 12/03 | 124.0 | 124.7 | 124.6 | -0.2 | -0.1 |
| Used household and office goods moving..... | 484210 | | 12/03 | 124.0 | 124.6 | 124.6 | -0.2 | 0.0 |
| Primary services..... | | 484210-P | 12/03 | 126.6 | 127.3 | 127.3 | 0.4 | 0.0 |
| Used household and office goods moving, except local..... | | 484210-2 | 06/92 | 196.1 | 197.8 | 197.8 | 1.8 | 0.0 |
| Used household and office goods moving, local..... | | 484210-4 | 12/03 | 111.9 | 112.3 | 112.3 | -1.2 | 0.0 |
| Other receipts..... | | 484210-SM | 12/03 | 120.1 | 120.1 | - | - | - |
| Specialized freight (except used) trucking, local..... | 48422 | | 12/03 | 132.5 | 133.3 | 131.5 | -0.5 | -1.4 |
| Other specialized trucking, local..... | 484220 | | 12/03 | 132.5 | 133.3 | 131.5 | -0.5 | -1.4 |
| Primary services..... | | 484220-P | 06/93 | 162.4 | 163.3 | 161.0 | -0.6 | -1.4 |
| Specialized freight (except used goods) trucking, local..... | | 484220-3 | 06/93 | 162.4 | 163.3 | 161.0 | -0.6 | -1.4 |
| Other receipts..... | | 484220-SM | 12/03 | 123.5 | 124.2 | 123.7 | 0.7 | -0.4 |
| Specialized freight (except used) trucking, long-distance..... | 48423 | | 12/03 | 122.0 | 124.2 | 122.9 | 0.7 | -1.0 |
| Other specialized trucking, long-distance..... | 484230 | | 12/03 | 122.0 | 124.2 | 122.9 | 0.7 | -1.0 |
| Primary services..... | | 484230-P | 06/01 | 123.8 | 126.8 | 125.2 | 1.0 | -1.3 |
| Specialized freight (except used goods) trucking, long-distance..... | | 484230-6 | 06/01 | 123.8 | 126.8 | 125.2 | 1.0 | -1.3 |

See footnotes at end of table.

Table 5. Producer price indexes for the net output of selected industries and their products, not seasonally adjusted — Continued

| Industry and product ¹ | Industry code | Product code | Index base | Index | | | Percent change to June 2012 from: | |
|--|---------------|--------------|------------|------------------------|-----------------------|------------------------|-----------------------------------|----------|
| | | | | Feb. 2012 ² | May 2012 ² | June 2012 ² | June 2011 | May 2012 |
| Other specialized trucking, long-distance - Continued | | | | | | | | |
| Other receipts..... | | 484230-SM | 12/03 | 128.6 | 129.3 | 128.4 | -0.1 | -0.7 |
| Pipeline transportation of crude oil..... | 4861 | | 12/03 | 189.5 | 187.7 | 187.7 | 2.7 | 0.0 |
| Pipeline transportation of crude oil..... | 48611 | | 12/03 | 189.5 | 187.7 | 187.7 | 2.7 | 0.0 |
| Pipeline transportation of crude oil..... | 486110 | | 06/86 | 210.1 | 208.0 | 208.0 | 2.7 | 0.0 |
| Primary services..... | | 486110-P | 06/86 | 210.4 | 208.1 | 208.1 | 2.6 | 0.0 |
| Pipeline transportation of crude oil..... | | 486110-3 | 06/86 | 204.2 | 201.9 | 201.9 | 2.6 | 0.0 |
| Trans-Alaskan Pipeline System transportation..... | | 486110-311 | 06/86 | 131.6 | 131.6 | 131.6 | 3.1 | 0.0 |
| Pipeline transportation of crude petroleum, except on the Trans-Alaskan Pipeline System..... | | 486110-312 | 06/86 | 264.3 | 261.0 | 261.0 | 2.6 | 0.0 |
| Other receipts..... | | 486110-SM | 06/86 | 179.0 | 179.0 | 179.0 | 4.5 | 0.0 |
| Other pipeline transportation..... | 4869 | | 12/03 | 141.2 | 141.1 | 141.1 | 5.5 | 0.0 |
| Pipeline transportation of refined petroleum products..... | 48691 | | 12/03 | 141.2 | 141.1 | 141.1 | 5.5 | 0.0 |
| Refined petroleum product pipeline transport..... | 486910 | | 06/86 | 161.6 | 161.4 | 161.4 | 5.5 | 0.0 |
| Primary services..... | | 486910-P | 06/86 | 161.9 | 161.7 | 161.7 | 5.5 | 0.0 |
| Pipeline transportation of refined petroleum products..... | | 486910-1 | 06/86 | 164.2 | 164.0 | 164.0 | 5.5 | 0.0 |
| Transportation support activities..... | 488 | | 12/03 | 114.8 | 116.4 | 115.7 | 1.3 | -0.6 |
| Air transportation support activities..... | 4881 | | 12/96 | 158.9 | 159.5 | 156.6 | -0.1 | -1.8 |
| Airport operations..... | 48811 | | 12/03 | 124.8 | 126.9 | 125.8 | 3.1 | -0.9 |
| Other airport operations..... | 488119 | | 12/03 | 124.8 | 127.0 | 125.8 | 3.1 | -0.9 |
| Primary services..... | | 488119-P | 06/92 | 172.8 | 176.3 | 174.6 | 4.0 | -1.0 |
| Lease space for concessions..... | | 488119-1 | 06/92 | 138.4 | 167.2 | 152.2 | 22.3 | -9.0 |
| Other airport services..... | | 488119-4 | 06/07 | 116.1 | 116.4 | 116.3 | 2.5 | -0.1 |
| Other receipts..... | | 488119-SM | 06/92 | 185.3 | 185.5 | 185.0 | 0.5 | -0.3 |
| Other air transportation support activities..... | 48819 | | 12/03 | 126.1 | 125.4 | 122.4 | -2.4 | -2.4 |
| Other support activities for air transport..... | 488190 | | 12/03 | 126.1 | 125.4 | 122.4 | -2.4 | -2.4 |
| Primary services..... | | 488190-P | 06/92 | 161.7 | 160.8 | 156.8 | -2.4 | -2.5 |
| Other air transportation support activities..... | | 488190-5 | 06/07 | 112.2 | 111.6 | 108.9 | -2.3 | -2.4 |
| Other receipts..... | | 488190-SM | 06/92 | 153.8 | 153.7 | 153.5 | 0.1 | -0.1 |
| Water transportation support activities..... | 4883 | | 12/03 | 126.2 | 126.5 | 126.4 | 2.8 | -0.1 |
| Port and harbor operations..... | 48831 | | 12/03 | 138.3 | 139.1 | 139.1 | 5.2 | 0.0 |
| Port and harbor operations..... | 488310 | | 12/03 | 138.3 | 139.2 | 139.2 | 5.3 | 0.0 |
| Primary services..... | | 488310-P | 12/03 | 140.3 | 141.2 | 141.2 | 5.8 | 0.0 |
| Port and harbor services..... | | 488310-1 | 12/03 | 140.3 | 141.2 | 141.2 | 5.8 | 0.0 |
| Marine cargo handling..... | 48832 | | 12/03 | 120.6 | 121.0 | 120.7 | 3.3 | -0.2 |
| Marine cargo handling..... | 488320 | | 12/91 | 135.9 | 136.3 | 136.0 | 3.3 | -0.2 |
| Primary services..... | | 488320-P | 12/91 | 134.6 | 135.0 | 134.6 | 3.2 | -0.3 |
| Movement of containers..... | | 488320-8 | 12/98 | 120.5 | 120.6 | 120.2 | 3.6 | -0.3 |
| Other marine cargo handling..... | | 488320-9 | 12/98 | 125.4 | 126.4 | 126.1 | 2.4 | -0.2 |
| Other receipts..... | | 488320-SM | 12/91 | 171.8 | 172.3 | 172.9 | 4.3 | 0.3 |
| Navigational services to shipping..... | 48833 | | 12/03 | 130.4 | 130.3 | 130.4 | -0.5 | 0.1 |
| Navigational services to shipping..... | 488330 | | 12/92 | 171.1 | 171.0 | 171.1 | -0.4 | 0.1 |
| Primary services..... | | 488330-P | 12/92 | 174.0 | 173.9 | 174.0 | -0.4 | 0.1 |
| Navigational services to shipping and salvage..... | | 488330-1 | 12/92 | 174.0 | 173.9 | 174.0 | -0.4 | 0.1 |
| Freight transportation arrangement..... | 4885 | | 12/96 | 99.0 | 101.2 | 100.9 | 1.2 | -0.3 |
| Freight transportation arrangement..... | 48851 | | 12/96 | 99.0 | 101.2 | 100.9 | 1.2 | -0.3 |
| Freight transportation arrangement..... | 488510 | | 12/94 | 101.0 | 103.3 | 103.0 | 1.3 | -0.3 |
| Primary services..... | | 488510-P | 12/94 | 100.9 | 103.3 | 102.8 | 1.2 | -0.5 |
| Freight forwarding..... | | 488510-1 | 12/94 | 89.7 | 90.4 | 90.4 | 1.5 | 0.0 |
| Arrangement of freight and cargo n.e.c..... | | 488510-2 | 12/94 | 111.4 | 115.0 | 114.2 | 0.9 | -0.7 |
| U.S. Postal Service..... | 491 | | 06/89 | 196.0 | 196.0 | 196.0 | 2.3 | 0.0 |
| U.S. Postal Service..... | 4911 | | 06/89 | 196.0 | 196.0 | 196.0 | 2.3 | 0.0 |
| U.S. Postal Service..... | 49111 | | 06/89 | 196.0 | 196.0 | 196.0 | 2.3 | 0.0 |
| U.S. Postal Service..... | 491110 | | 06/89 | 196.0 | 196.0 | 196.0 | 2.3 | 0.0 |
| Primary services..... | | 491110-P | 06/89 | 196.0 | 196.0 | 196.0 | 2.3 | 0.0 |
| First class mail..... | | 491110-1 | 06/89 | 179.8 | 179.8 | 179.8 | 2.3 | 0.0 |
| Letter mail..... | | 491110-111 | 06/89 | 169.6 | 169.6 | 169.6 | 1.9 | 0.0 |
| Post cards..... | | 491110-112 | 06/89 | 213.1 | 213.1 | 213.1 | 10.8 | 0.0 |
| Priority mail..... | | 491110-113 | 06/89 | 253.7 | 253.7 | 253.7 | 2.9 | 0.0 |
| Periodicals (second class mail)..... | | 491110-2 | 06/89 | 232.9 | 232.9 | 232.9 | 1.9 | 0.0 |
| In county mail..... | | 491110-211 | 06/89 | 176.9 | 176.9 | 176.9 | 1.9 | 0.0 |

See footnotes at end of table.

Table 5. Producer price indexes for the net output of selected industries and their products, not seasonally adjusted — Continued

| Industry and product ¹ | Industry code | Product code | Index base | Index | | | Percent change to June 2012 from: | |
|---|---------------|--------------|------------|------------------------|-----------------------|------------------------|-----------------------------------|----------|
| | | | | Feb. 2012 ² | May 2012 ² | June 2012 ² | June 2011 | May 2012 |
| U.S. Postal Service - Continued | | | | | | | | |
| Regular rate mail..... | | 491110-212 | 06/89 | 237.2 | 237.2 | 237.2 | 1.9 | 0.0 |
| Nonprofit rate mail..... | | 491110-213 | 06/89 | 229.7 | 229.7 | 229.7 | 2.2 | 0.0 |
| Classroom rate mail..... | | 491110-214 | 06/89 | 150.1 | 150.1 | 150.1 | 2.0 | 0.0 |
| Periodical mailing fees..... | | 491110-299 | 06/89 | 137.5 | 137.5 | 137.5 | 4.6 | 0.0 |
| Standard class A (third class mail)..... | | 491110-3 | 06/89 | 227.3 | 227.3 | 227.3 | 2.2 | 0.0 |
| Regular bulk mail..... | | 491110-312 | 06/89 | 229.1 | 229.1 | 229.1 | 2.4 | 0.0 |
| Nonprofit bulk mail..... | | 491110-313 | 06/89 | 209.2 | 209.2 | 209.2 | 0.1 | 0.0 |
| Standard class A mailing fees..... | | 491110-399 | 06/89 | 316.7 | 316.7 | 316.7 | 0.0 | 0.0 |
| Standard class B (fourth class mail)..... | | 491110-4 | 06/89 | 229.4 | 229.4 | 229.4 | 2.1 | 0.0 |
| Parcel post..... | | 491110-411 | 06/89 | 267.4 | 267.4 | 267.4 | 2.3 | 0.0 |
| Bound printed matter..... | | 491110-412 | 06/89 | 157.5 | 157.5 | 157.5 | 1.4 | 0.0 |
| Special rate mail..... | | 491110-413 | 06/89 | 205.5 | 205.5 | 205.5 | 2.5 | 0.0 |
| Library rate mail..... | | 491110-414 | 06/89 | 298.1 | 298.1 | 298.1 | 2.6 | 0.0 |
| International mail..... | | 491110-5 | 06/89 | 170.5 | 170.5 | 170.5 | 5.5 | 0.0 |
| International air mail..... | | 491110-511 | 06/89 | 144.4 | 144.4 | 144.4 | 5.9 | 0.0 |
| International surface mail..... | | 491110-512 | 06/89 | 348.3 | 348.3 | 348.3 | 5.2 | 0.0 |
| Special services and fees..... | | 491110-6 | 06/89 | 225.1 | 225.1 | 225.1 | 2.0 | 0.0 |
| Special services..... | | 491110-611 | 06/89 | 232.7 | 232.7 | 232.7 | 2.9 | 0.0 |
| Domestic mail fees..... | | 491110-612 | 06/89 | 197.3 | 197.3 | 197.3 | 1.1 | 0.0 |
| Other services and fees..... | | 491110-613 | 06/89 | 219.0 | 219.0 | 219.0 | 0.2 | 0.0 |
| Express mail..... | | 491110-912 | 06/89 | 228.5 | 228.5 | 228.5 | 3.3 | 0.0 |
| Couriers and messengers..... | 492 | | 12/03 | 178.9 | 180.8 | 181.7 | 5.7 | 0.5 |
| Couriers and express delivery services..... | 4921 | | 12/03 | 183.7 | 185.8 | 186.6 | 5.8 | 0.4 |
| Couriers and express delivery services..... | 49211 | | 12/03 | 183.7 | 185.8 | 186.6 | 5.8 | 0.4 |
| Couriers and express delivery services..... | 492110 | | 12/03 | 183.7 | 185.7 | 186.6 | 5.8 | 0.5 |
| Primary services..... | | 492110-P | 12/03 | 184.2 | 186.3 | 187.2 | 5.9 | 0.5 |
| Standard courier services..... | | 492110-1 | 12/92 | 273.5 | 274.8 | 276.7 | 6.9 | 0.7 |
| Expedited courier services..... | | 492110-2 | 12/87 | 271.1 | 276.6 | 277.0 | 4.6 | 0.1 |
| Domestic expedited courier services..... | | 492110-201 | 12/98 | 237.0 | 242.3 | 242.3 | 4.9 | 0.0 |
| International expedited courier services..... | | 492110-202 | 12/98 | 234.2 | 238.1 | 239.2 | 3.9 | 0.5 |
| Local messengers and local delivery..... | 4922 | | 12/03 | 113.0 | 113.1 | 113.1 | 0.1 | 0.0 |
| Local messengers and local delivery..... | 49221 | | 12/03 | 113.0 | 113.1 | 113.1 | 0.1 | 0.0 |
| Local messengers and local delivery..... | 492210 | | 12/03 | 112.9 | 113.1 | 113.1 | 0.1 | 0.0 |
| Primary services..... | | 492210-P | 12/92 | 146.1 | 146.2 | 146.2 | 0.1 | 0.0 |
| Local messengers and local delivery services..... | | 492210-1 | 12/92 | 146.1 | 146.2 | 146.2 | 0.1 | 0.0 |
| Warehousing and storage..... | 493 | | 12/06 | 102.2 | 102.0 | 101.5 | -1.8 | -0.5 |
| Warehousing and storage..... | 4931 | | 12/06 | 102.2 | 102.0 | 101.5 | -1.8 | -0.5 |
| General warehousing and storage..... | 49311 | | 12/03 | 104.7 | 104.4 | 103.7 | -2.6 | -0.7 |
| General warehousing and storage..... | 493110 | | 12/03 | 104.7 | 104.5 | 103.7 | -2.7 | -0.8 |
| Primary services..... | | 493110-P | 06/93 | 114.1 | 113.8 | 112.9 | -2.7 | -0.8 |
| General warehousing and storage services..... | | 493110-1 | 06/93 | 114.1 | 113.8 | 112.9 | -2.7 | -0.8 |
| Other receipts..... | | 493110-SM | 12/03 | 118.8 | - | - | - | - |
| Refrigerated warehousing and storage..... | 49312 | | 12/03 | 111.3 | 111.3 | 111.9 | 0.9 | 0.5 |
| Refrigerated warehousing and storage..... | 493120 | | 12/91 | 122.3 | 122.3 | 122.9 | 0.9 | 0.5 |
| Primary services..... | | 493120-P | 12/91 | 123.0 | 123.0 | 123.6 | 0.9 | 0.5 |
| Warehousing and storage of refrigerated goods..... | | 493120-2 | 12/91 | 123.2 | 123.2 | 123.8 | 1.0 | 0.5 |
| Farm product warehousing and storage..... | 49313 | | 12/03 | 110.0 | 110.0 | 110.1 | 1.3 | 0.1 |
| Farm product warehousing and storage..... | 493130 | | 12/92 | 127.9 | 127.9 | 128.0 | 1.3 | 0.1 |
| Primary services..... | | 493130-P | 12/92 | 125.9 | 125.9 | 126.0 | 1.2 | 0.1 |
| Farm product warehousing and storage services..... | | 493130-1 | 12/92 | 125.9 | 125.9 | 126.0 | 1.2 | 0.1 |
| Publishing industries, except Internet..... | 511 | | 12/03 | 111.9 | 112.4 | 112.5 | 1.4 | 0.1 |
| Newspaper, book, and directory publishers..... | 5111 | | 12/03 | 122.1 | 122.7 | 123.0 | 2.1 | 0.2 |
| Newspaper publishers..... | 51111 | | 12/79 | 478.4 | 479.8 | 482.4 | 1.8 | 0.5 |
| Newspaper publishers..... | 511110 | | 12/79 | 478.4 | 479.9 | 482.4 | 1.8 | 0.5 |
| Primary services..... | | 511110-P | 12/79 | 492.1 | 493.7 | 496.5 | 1.9 | 0.6 |
| Daily and Sunday newspaper subscriptions and single copy sales..... | | 511110-1 | 12/79 | 379.7 | 381.1 | 384.0 | 3.4 | 0.8 |
| Daily and Sunday newspaper advertising sales..... | | 511110-2 | 12/79 | 528.6 | 530.6 | 533.9 | 1.0 | 0.6 |
| Weekly and other newspaper subscriptions and single copy sales..... | | 511110-3 | 06/99 | 138.1 | 138.1 | 138.1 | 14.1 | 0.0 |
| Weekly and other newspaper advertising sales..... | | 511110-4 | 06/99 | 134.1 | 134.1 | 134.1 | 0.0 | 0.0 |
| Periodical publishers..... | 51112 | | 12/79 | 403.5 | 405.0 | 405.1 | 1.4 | 0.0 |

See footnotes at end of table.

Table 5. Producer price indexes for the net output of selected industries and their products, not seasonally adjusted — Continued

| Industry and product ¹ | Industry code | Product code | Index base | Index | | | Percent change to June 2012 from: | |
|---|---------------|--------------|------------|------------------------|-----------------------|------------------------|-----------------------------------|----------|
| | | | | Feb. 2012 ² | May 2012 ² | June 2012 ² | June 2011 | May 2012 |
| Periodical publishers..... | 511120 | | 12/79 | 403.5 | 405.0 | 405.1 | 1.4 | 0.0 |
| Primary services..... | | 511120-P | 12/79 | 415.7 | 417.4 | 418.0 | 1.4 | 0.1 |
| General and consumer periodicals, subscriptions and single copy sales..... | | 511120-A | 12/06 | 100.7 | 101.4 | 101.8 | 0.5 | 0.4 |
| Specialized business and prof periodicals, subscriptions and single copy sales..... | | 511120-3 | 12/79 | 470.9 | 470.9 | 470.9 | 0.8 | 0.0 |
| Specialized business and prof periodicals, advertising..... | | 511120-4 | 12/79 | 449.9 | 449.9 | 449.9 | 0.6 | 0.0 |
| General and consumer periodicals, advertising..... | | 511120-6 | 12/79 | 584.8 | 587.3 | 588.1 | 2.3 | 0.1 |
| Other periodicals, including advertising periodicals, nec..... | | 511120-9 | 12/79 | 261.4 | 261.4 | 261.4 | 0.4 | 0.0 |
| Other receipts..... | | 511120-SM | 12/79 | 351.4 | — | — | — | — |
| Book publishers..... | 511113 | | 12/84 | 279.4 | 283.8 | 284.0 | 4.0 | 0.1 |
| Book publishers..... | 511130 | | 12/80 | 380.4 | 386.5 | 386.7 | 3.9 | 0.1 |
| Primary services..... | | 511130-P | 12/80 | 382.6 | 389.2 | 389.4 | 3.8 | 0.1 |
| General adult and juvenile book publishing..... | | 511130-E | 06/09 | 102.9 | 102.3 | 102.2 | -0.3 | -0.1 |
| General adult book publishing..... | | 511130-E1 | 06/09 | 104.5 | 103.1 | 102.8 | -0.2 | -0.3 |
| Juvenile book publishing..... | | 511130-E2 | 06/09 | 99.2 | 100.9 | 101.3 | -0.2 | 0.4 |
| Textbook publishing, including teachers' editions and workbooks..... | | 511130-1 | 12/80 | 660.2 | 687.2 | 686.8 | 7.9 | -0.1 |
| College textbook publishing..... | | 511130-1C | 12/80 | 722.1 | 763.2 | 762.0 | 10.7 | -0.2 |
| Elementary and high school textbook publishing..... | | 511130-1D | 12/02 | 145.7 | 150.3 | 150.3 | 6.3 | 0.0 |
| Technical, scientific, and professional book publishing..... | | 511130-3 | 12/80 | 432.9 | 440.4 | 442.5 | 4.2 | 0.5 |
| Religious book publishing..... | | 511130-4 | 12/80 | 216.3 | 216.4 | 217.2 | 0.3 | 0.4 |
| General reference book publishing..... | | 511130-7 | 12/80 | 202.5 | 208.5 | 207.2 | 2.2 | -0.6 |
| Other receipts..... | | 511130-SM | 12/80 | 357.0 | 357.8 | 357.8 | 5.6 | 0.0 |
| Directory and mailing list publishers..... | 511114 | | 12/03 | 117.0 | 117.2 | 117.3 | 1.6 | 0.1 |
| Directory and mailing list publishers..... | 511140 | | 12/03 | 117.0 | 117.2 | 117.3 | 1.6 | 0.1 |
| Primary services..... | | 511140-P | 12/03 | 116.9 | 117.1 | 117.2 | 1.6 | 0.1 |
| Telephone directory publishing..... | | 511140-1 | 09/84 | 281.9 | 282.5 | 282.7 | 2.1 | 0.1 |
| Catalog and directory (except telephone directory) publishing..... | | 511140-2 | 06/84 | 250.2 | 250.2 | 250.2 | 0.5 | 0.0 |
| Business service publication publishing, excluding directories and newsletters..... | | 511140-3 | 06/84 | 295.0 | 295.0 | 295.0 | 0.9 | 0.0 |
| Other directory and mailing list publishing..... | | 511140-4 | 12/03 | 107.1 | 107.1 | — | — | — |
| Other publishers..... | 511119 | | 12/03 | 110.6 | 110.6 | 111.0 | 0.5 | 0.4 |
| Greeting card publishers..... | 511191 | | 12/85 | 194.9 | 194.9 | 194.9 | 0.2 | 0.0 |
| Primary services..... | | 511191-P | 12/85 | 214.6 | 214.6 | 214.6 | 0.0 | 0.0 |
| Greeting card publishing..... | | 511191-3 | 12/85 | 216.8 | 216.8 | 216.8 | 0.0 | 0.0 |
| Other receipts..... | | 511191-SM | 12/85 | 145.3 | — | 145.3 | 1.3 | — |
| All other publishers..... | 511199 | | 12/03 | 121.1 | 121.1 | 122.3 | 1.4 | 1.0 |
| Primary services..... | | 511199-P | 12/03 | 122.2 | 122.2 | 123.6 | 1.6 | 1.1 |
| Other miscellaneous publishing..... | | 511199-5 | 12/03 | 118.8 | 118.8 | 120.1 | 1.6 | 1.1 |
| Calendar, yearbook, and other miscellaneous publishing..... | | 511199-5399 | 12/03 | 122.8 | 122.8 | 123.6 | 0.9 | 0.7 |
| Other receipts..... | | 511199-SM | 12/03 | 112.7 | 112.8 | 112.8 | 0.3 | 0.0 |
| Software publishers..... | 5112 | | 12/03 | 94.1 | 94.3 | 94.3 | 0.4 | 0.0 |
| Software publishers..... | 51121 | | 12/03 | 94.1 | 94.3 | 94.3 | 0.4 | 0.0 |
| Software publishers..... | 511210 | | 12/97 | 88.9 | 89.1 | 89.1 | 0.3 | 0.0 |
| Primary services..... | | 511210-P | 12/97 | 89.5 | 89.7 | 89.7 | 0.3 | 0.0 |
| Software publishing, except games..... | | 511210-5 | 06/06 | 96.1 | 96.5 | 96.5 | 0.4 | 0.0 |
| Application software publishing..... | | 511210-502 | 12/97 | 97.0 | 98.0 | 98.0 | 1.1 | 0.0 |
| Desktop and portable device application software publishing..... | | 511210-50201 | 06/06 | 97.8 | 99.2 | 99.2 | -0.5 | 0.0 |
| Other application software publishing..... | | 511210-50202 | 06/06 | 105.2 | 106.1 | 106.1 | 2.5 | 0.0 |
| Technical support, training, and other services related to software publishing..... | | 511210-503 | 12/97 | 148.2 | 148.2 | 148.2 | -0.1 | 0.0 |
| Other receipts..... | | 511210-SM | 12/97 | 63.9 | 63.6 | 63.5 | 1.1 | -0.2 |
| Broadcasting, except Internet..... | 515 | | 12/03 | 114.5 | 116.6 | 117.6 | 2.4 | 0.9 |
| Radio and television broadcasting..... | 5151 | | 06/01 | 96.0 | 101.2 | 104.4 | 7.2 | 3.2 |
| Radio broadcasting..... | 51511 | | 12/03 | 93.9 | 97.8 | 98.4 | -1.6 | 0.6 |
| Radio broadcasting..... | 515110 | | 06/88 | 169.5 | 176.6 | 177.8 | -1.8 | 0.7 |
| Primary services..... | | 515110-P | 06/88 | 172.8 | 180.4 | 181.6 | -2.2 | 0.7 |
| Radio station services..... | | 515110-1 | 06/88 | 173.0 | 181.3 | 184.6 | -0.5 | 1.8 |
| Radio station advertising sales..... | | 515110-101 | 06/88 | 171.8 | 181.1 | 184.7 | -0.4 | 2.0 |
| Radio station advertising sales, local..... | | 515110-10101 | 12/95 | 130.7 | 138.8 | 141.6 | 0.0 | 2.0 |
| Radio station advertising sales, national and regional..... | | 515110-10102 | 12/95 | 112.1 | 114.7 | 116.6 | -2.0 | 1.7 |
| Other radio station services..... | | 515110-102 | 12/03 | 98.1 | 98.1 | 98.2 | — | 0.1 |
| Radio network and national syndication services..... | | 515110-2 | 12/95 | 141.0 | 145.2 | 140.1 | -5.5 | -3.5 |

See footnotes at end of table.

Table 5. Producer price indexes for the net output of selected industries and their products, not seasonally adjusted — Continued

| Industry and product ¹ | Industry code | Product code | Index base | Index | | | Percent change to June 2012 from: | |
|---|---------------|--------------|------------|------------------------|-----------------------|------------------------|-----------------------------------|----------|
| | | | | Feb. 2012 ² | May 2012 ² | June 2012 ² | June 2011 | May 2012 |
| Radio broadcasting - Continued | | | | | | | | |
| Other receipts..... | | 515110-SM | 12/03 | 106.8 | 106.8 | 107.8 | 2.2 | 0.9 |
| Television broadcasting..... | 51512 | | 12/03 | 94.2 | 101.1 | 106.3 | 13.6 | 5.1 |
| Television broadcasting..... | 515120 | | 06/01 | 95.1 | 101.8 | 106.8 | 13.3 | 4.9 |
| Primary services..... | | 515120-P | 06/01 | 87.6 | 94.7 | 100.0 | 14.5 | 5.6 |
| Television advertising sales..... | | 515120-3 | 06/08 | 96.7 | 105.1 | 111.4 | 15.8 | 6.0 |
| Network compensation and other television broadcasting services..... | | 515120-4 | 06/08 | 93.3 | 93.3 | 93.3 | -2.9 | 0.0 |
| Other receipts..... | | 515120-SM | 06/01 | 83.1 | 83.1 | 83.1 | 2.3 | 0.0 |
| Cable and other subscription programming..... | 5152 | | 12/03 | 128.0 | 128.4 | 128.2 | 0.2 | -0.2 |
| Cable and other subscription programming..... | 51521 | | 12/03 | 129.0 | 129.5 | 129.2 | 0.4 | -0.2 |
| Cable and other subscription programming..... | 515210 | | 12/03 | 128.1 | 128.4 | 128.2 | 0.2 | -0.2 |
| Primary services..... | | 515210-P | 12/03 | 130.9 | 131.5 | 131.2 | 0.7 | -0.2 |
| Cable network advertising services..... | | 515210-1 | 06/93 | 224.0 | 224.2 | 224.7 | -1.1 | 0.2 |
| Cable network affiliate services..... | | 515210-2 | 06/93 | 179.6 | 181.0 | 179.6 | 2.6 | -0.8 |
| Telecommunications..... | 517 | | 12/03 | 101.7 | 101.7 | 101.7 | 0.3 | 0.0 |
| Wired telecommunications carriers..... | 5171 | | 06/99 | 93.8 | 93.9 | 94.0 | 1.4 | 0.1 |
| Wired telecommunications carriers..... | 51711 | | 12/03 | 108.1 | 108.3 | 108.4 | 1.4 | 0.1 |
| Wired telecommunications carriers..... | 517110 | | 12/03 | 108.1 | 108.3 | 108.4 | 1.4 | 0.1 |
| Primary products..... | | 517110-P | 12/03 | 108.1 | 108.3 | 108.4 | 1.4 | 0.1 |
| Local telephone service, except private lines..... | | 517110-1 | 12/03 | 107.7 | 108.4 | 108.9 | 2.5 | 0.5 |
| Residence local telephone service..... | | 517110-111 | 12/03 | 112.8 | 113.7 | 114.9 | 4.3 | 1.1 |
| Business and other local telephone service..... | | 517110-112 | 12/03 | 101.9 | 102.2 | 102.0 | 0.1 | -0.2 |
| Public switched toll service..... | | 517110-2 | 12/03 | 113.1 | 111.5 | 111.2 | -0.3 | -0.3 |
| Residence switched toll service..... | | 517110-21 | 12/03 | 156.0 | 152.9 | 153.2 | 1.7 | 0.2 |
| Business switched toll and other toll service..... | | 517110-22 | 12/03 | 62.6 | 62.2 | 61.7 | -5.4 | -0.8 |
| Private line telephone service..... | | 517110-3 | 12/03 | 102.3 | 102.3 | 102.3 | 0.0 | 0.0 |
| All-distance telephone service..... | | 517110-4 | 12/11 | 100.6 | 100.9 | 100.9 | - | 0.0 |
| Video programming distribution..... | | 517110-5 | 12/03 | 127.2 | 127.6 | 127.5 | 1.5 | -0.1 |
| Video programming subscriber services..... | | 517110-501 | 06/93 | 171.7 | 172.3 | 172.3 | 1.7 | 0.0 |
| Advertising services..... | | 517110-502 | 06/93 | 160.3 | 160.3 | 160.3 | 0.4 | 0.0 |
| Internet access services..... | | 517110-6 | 06/04 | 64.7 | 64.8 | 64.8 | 0.5 | 0.0 |
| Residential Internet access services..... | | 517110-601 | 12/11 | 100.7 | 100.8 | 100.8 | - | 0.0 |
| Business Internet access services..... | | 517110-602 | 12/11 | 100.0 | 100.0 | 100.0 | - | 0.0 |
| Bundled access services..... | | 517110-7 | 12/11 | 100.2 | 100.4 | 100.6 | - | 0.2 |
| Other wired telecommunications services..... | | 517110-9 | 12/03 | 100.0 | 99.9 | 99.9 | 0.0 | 0.0 |
| Wireless telecommunications carriers..... | 5172 | | 12/03 | 66.2 | 66.1 | 65.9 | -2.7 | -0.3 |
| Wireless telecommunications carriers..... | 51721 | | 12/03 | 66.2 | 66.1 | 65.9 | -2.7 | -0.3 |
| Wireless telecommunications carriers..... | 517210 | | 06/99 | 60.6 | 60.4 | 60.2 | -2.7 | -0.3 |
| Primary services..... | | 517210-P | 06/99 | 59.8 | 59.7 | 59.5 | -2.8 | -0.3 |
| Wireless telecommunications services..... | | 517210-1 | 06/99 | 59.8 | 59.7 | 59.5 | -2.8 | -0.3 |
| Paging services..... | | 517210-11 | 06/99 | 95.5 | 95.3 | 95.3 | -0.2 | 0.0 |
| Cellular and other wireless telecommunications..... | | 517210-12 | 06/99 | 59.8 | 59.7 | 59.5 | -2.8 | -0.3 |
| Data processing and related services..... | 5182 | | 12/03 | 102.0 | 102.1 | 102.3 | 0.4 | 0.2 |
| Data processing and related services..... | 51821 | | 12/03 | 102.0 | 102.1 | 102.3 | 0.4 | 0.2 |
| Data processing and related services..... | 518210 | | 12/00 | 105.3 | 105.4 | 105.6 | 0.4 | 0.2 |
| Primary services..... | | 518210-P | 12/00 | 105.3 | 105.3 | 105.5 | 0.3 | 0.2 |
| Business process management services..... | | 518210-1 | 12/00 | 109.7 | 109.7 | 110.1 | 0.5 | 0.4 |
| Data management and storage, information transformation and other services..... | | 518210-4 | 12/00 | 105.3 | 105.5 | 105.5 | 0.6 | 0.0 |
| Hosting, ASP and other IT infrastructure provisioning services..... | | 518210-5 | 12/06 | 99.3 | 99.3 | 99.3 | 0.0 | 0.0 |
| Other receipts..... | | 518210-SM | 12/00 | 103.0 | 103.6 | 103.7 | 0.7 | 0.1 |
| Internet publishing and web search portals..... | 519130 | | 12/09 | 94.7 | 95.0 | 96.5 | -4.7 | 1.6 |
| Primary services..... | | 519130-P | 12/09 | 95.9 | 96.2 | 97.8 | -2.8 | 1.7 |
| Internet publishing and web search portals - advertising sales..... | | 519130-1 | 12/09 | 92.1 | 92.0 | 94.6 | -5.7 | 2.8 |
| Internet publishing and web search portals - search and textual advertising sales..... | | 519130-101 | 12/09 | 95.5 | 95.6 | 95.6 | -10.4 | 0.0 |
| Internet publishing and web search portals - display and other advertising sales..... | | 519130-102 | 12/09 | 89.7 | 89.4 | 95.1 | -1.0 | 6.4 |
| Internet publishing and web search portals - subscription, content access, and licensing sales..... | | 519130-2 | 12/09 | 102.1 | 103.0 | 102.8 | 1.8 | -0.2 |
| Other receipts..... | | 519130-SM | 12/09 | 78.9 | 79.5 | 78.9 | -25.1 | -0.8 |
| Depository credit intermediation..... | 5221 | | 12/03 | 108.3 | 104.3 | 105.4 | -3.4 | 1.1 |

See footnotes at end of table.

Table 5. Producer price indexes for the net output of selected industries and their products, not seasonally adjusted — Continued

| Industry and product ¹ | Industry code | Product code | Index base | Index | | | Percent change to June 2012 from: | |
|---|---------------|--------------|------------|------------------------|-----------------------|------------------------|-----------------------------------|----------|
| | | | | Feb. 2012 ² | May 2012 ² | June 2012 ² | June 2011 | May 2012 |
| Commercial banking..... | 52211 | | 12/03 | 108.2 | 104.0 | 105.4 | -3.5 | 1.3 |
| Commercial banking..... | 522110 | | 12/03 | 108.2 | 104.0 | 105.4 | -3.5 | 1.3 |
| Primary services..... | | 522110-P | 12/03 | 108.2 | 104.0 | 105.4 | -3.5 | 1.3 |
| Loan services..... | | 522110-1 | 12/03 | 164.4 | 158.7 | 155.9 | -4.9 | -1.8 |
| Residential real estate loans, except home equity..... | | 522110-101 | 12/03 | 106.1 | 105.4 | 98.3 | -10.6 | -6.7 |
| Nonresidential real estate loans..... | | 522110-102 | 12/03 | 283.1 | 270.2 | 277.2 | 4.0 | 2.6 |
| Home equity loans..... | | 522110-103 | 12/03 | 148.0 | 145.6 | 145.3 | 4.3 | -0.2 |
| Commercial, industrial, and agricultural loans, except real estate..... | | 522110-105 | 12/03 | 138.0 | 137.3 | 129.7 | -7.0 | -5.5 |
| New and used auto and truck loans..... | | 522110-106 | 12/03 | 155.1 | 139.8 | 139.5 | -13.8 | -0.2 |
| Credit cards, overdraft credit, and related plans..... | | 522110-107 | 12/03 | 149.2 | 150.5 | 145.9 | -2.3 | -3.1 |
| Other loan services..... | | 522110-108 | 12/03 | 108.0 | 95.9 | 94.0 | -13.6 | -2.0 |
| Deposit services..... | | 522110-2 | 12/03 | 56.0 | 53.0 | 57.6 | -1.4 | 8.7 |
| Demand deposits..... | | 522110-201 | 12/11 | 98.7 | 94.1 | 104.6 | - | 11.2 |
| Time and other deposits..... | | 522110-202 | 12/11 | 100.7 | 94.1 | 99.0 | - | 5.2 |
| Trust services..... | | 522110-3 | 12/03 | 100.7 | 101.2 | 101.2 | -2.5 | 0.0 |
| Other banking services..... | | 522110-4 | 12/03 | 111.8 | 111.5 | 110.7 | -0.3 | -0.7 |
| Savings institutions..... | 52212 | | 12/03 | 109.6 | 106.7 | 106.5 | -2.6 | -0.2 |
| Savings institutions..... | 522120 | | 12/03 | 109.6 | 106.7 | 106.5 | -2.6 | -0.2 |
| Primary services..... | | 522120-P | 12/03 | 109.7 | 106.9 | 106.7 | -2.5 | -0.2 |
| Loan services..... | | 522120-1 | 12/03 | 131.1 | 128.0 | 126.4 | 1.0 | -1.3 |
| Residential real estate loans, except home equity..... | | 522120-101 | 12/03 | 123.5 | 123.7 | 118.5 | -3.8 | -4.2 |
| Nonresidential real estate loans..... | | 522120-102 | 12/03 | 201.9 | 194.7 | 194.9 | 0.9 | 0.1 |
| Home equity loans..... | | 522120-103 | 12/03 | 192.4 | 190.9 | 194.7 | 8.5 | 2.0 |
| Commercial, industrial, and agricultural loans, except real estate..... | | 522120-105 | 12/03 | 169.4 | 162.6 | 158.6 | 11.5 | -2.5 |
| New and used auto and truck loans..... | | 522120-106 | 12/03 | 145.7 | 130.8 | 130.6 | -1.1 | -0.2 |
| Credit cards, overdraft credit, and related plans..... | | 522120-109 | 12/11 | 107.2 | 100.0 | 105.3 | - | 5.3 |
| Other loan services..... | | 522120-111 | 12/03 | 90.5 | 90.1 | 96.4 | 5.2 | 7.0 |
| Deposit services..... | | 522120-2 | 12/03 | 81.3 | 77.1 | 84.7 | -2.8 | 9.9 |
| Demand deposits..... | | 522120-201 | 12/11 | 99.0 | 90.2 | 95.6 | - | 6.0 |
| Time and other deposits..... | | 522120-202 | 12/11 | 103.0 | 99.2 | 110.4 | - | 11.3 |
| Trusts and other banking services..... | | 522120-3 | 12/03 | 136.6 | 136.6 | 136.6 | -0.1 | 0.0 |
| Security, commodity contracts and like activity..... | 523 | | 12/03 | 126.6 | 128.9 | 126.6 | -0.9 | -1.8 |
| Scrtcy and comdty contracts intermed and brokerage..... | 5231 | | 06/00 | 97.2 | 96.7 | 95.3 | -2.7 | -1.4 |
| Investment banking & securities dealing..... | 52311 | | 12/03 | 136.3 | 135.0 | 131.9 | -5.0 | -2.3 |
| Investment banking and securities dealing..... | 523110 | | 12/03 | 135.4 | 133.9 | 130.9 | -5.1 | -2.2 |
| Primary services..... | | 523110-P | 12/03 | 144.3 | 143.2 | 139.6 | -4.9 | -2.5 |
| Dealer transactions..... | | 523110-2 | 06/00 | 99.0 | 96.4 | 93.2 | -10.8 | -3.3 |
| Dealer transactions, equity securities..... | | 523110-201 | 06/05 | 82.2 | 83.7 | 76.6 | 4.6 | -8.5 |
| Dealer transactions, debt securities and all other trading..... | | 523110-202 | 06/00 | 148.2 | 140.1 | 140.2 | -11.5 | 0.1 |
| Investment banking services..... | | 523110-3 | 06/00 | 136.1 | 136.3 | 133.7 | 3.6 | -1.9 |
| Other securities dealing services..... | | 523110-4 | 12/03 | 61.9 | 64.2 | 63.5 | 7.4 | -1.1 |
| Securities brokerage..... | 52312 | | 12/03 | 101.1 | 101.1 | 101.0 | 0.4 | -0.1 |
| Securities brokerage..... | 523120 | | 12/03 | 101.0 | 101.0 | 100.9 | 0.4 | -0.1 |
| Primary services..... | | 523120-P | 12/03 | 100.5 | 99.8 | 99.6 | -0.2 | -0.2 |
| Brokerage services..... | | 523120-1 | 06/00 | 93.5 | 92.6 | 92.4 | -0.2 | -0.2 |
| Brokerage services, exchange-listed equities..... | | 523120-101 | 06/00 | 92.1 | 90.8 | 90.6 | -0.4 | -0.2 |
| Brokerage services, all other securities..... | | 523120-102 | 06/00 | 94.7 | 94.7 | 94.6 | 0.3 | -0.1 |
| Other securities related services including margin lending and mutual fund sales..... | | 523120-4 | 06/00 | 78.2 | 78.1 | 78.2 | 0.0 | 0.1 |
| Portfolio management..... | 52392 | | 12/03 | 145.1 | 153.3 | 149.4 | 0.5 | -2.5 |
| Portfolio management..... | 523920 | | 06/02 | 143.2 | 151.3 | 147.5 | 0.5 | -2.5 |
| Primary services..... | | 523920-P | 06/02 | 151.1 | 159.7 | 155.7 | 0.6 | -2.5 |
| Mutual fund management..... | | 523920-1 | 06/02 | 160.5 | 170.2 | 163.4 | -0.3 | -4.0 |
| Private portfolio management..... | | 523920-2 | 06/02 | 143.8 | 151.7 | 148.5 | 0.5 | -2.1 |
| Investment advice..... | 52393 | | 12/03 | 139.1 | 139.1 | 139.1 | 2.4 | 0.0 |
| Investment advice..... | 523930 | | 12/03 | 139.1 | 139.1 | 139.1 | 2.4 | 0.0 |
| Primary services..... | | 523930-P | 06/02 | 141.9 | 141.9 | 141.9 | 2.5 | 0.0 |
| Investment advice..... | | 523930-1 | 06/02 | 141.9 | 141.9 | 141.9 | 2.5 | 0.0 |
| Insurance carriers and related activities..... | 524 | | 12/03 | 122.0 | 122.4 | 122.5 | 2.2 | 0.1 |
| Insurance carriers..... | 5241 | | 12/03 | 122.3 | 122.6 | 122.8 | 2.2 | 0.2 |
| Direct life/health/medical insurance carriers..... | 52411 | | 12/03 | 126.1 | 126.5 | 126.7 | 2.1 | 0.2 |
| Direct life insurance carriers..... | 524113 | | 12/98 | 112.3 | 112.9 | 113.3 | 1.3 | 0.4 |

See footnotes at end of table.

Table 5. Producer price indexes for the net output of selected industries and their products, not seasonally adjusted — Continued

| Industry and product ¹ | Industry code | Product code | Index base | Index | | | Percent change to June 2012 from: | |
|--|---------------|--------------|------------|------------------------|-----------------------|------------------------|-----------------------------------|----------|
| | | | | Feb. 2012 ² | May 2012 ² | June 2012 ² | June 2011 | May 2012 |
| Direct life insurance carriers - Continued | | | | | | | | |
| Primary services..... | | 524113-P | 12/98 | 112.1 | 112.7 | 113.1 | 1.3 | 0.4 |
| Life insurance policies..... | | 524113-1 | 12/98 | 106.5 | 107.0 | 107.3 | 1.8 | 0.3 |
| Individual life insurance policies..... | | 524113-101 | 12/98 | 112.6 | 113.1 | 113.5 | 1.9 | 0.4 |
| Term life insurance policies..... | | 524113-10101 | 12/98 | 114.0 | 114.3 | 114.6 | 0.6 | 0.3 |
| Whole life insurance policies..... | | 524113-10102 | 12/98 | 114.5 | 114.9 | 115.5 | 2.0 | 0.5 |
| Universal life insurance policies..... | | 524113-10103 | 12/98 | 112.0 | 112.7 | 112.7 | 2.0 | 0.0 |
| Other individual life insurance policies..... | | 524113-10104 | 12/98 | 112.0 | 111.9 | 111.9 | 1.9 | 0.0 |
| Group life insurance policies..... | | 524113-102 | 12/98 | 92.0 | 92.4 | 92.6 | 1.3 | 0.2 |
| Annuities..... | | 524113-2 | 12/98 | 140.2 | 141.7 | 142.6 | -1.1 | 0.6 |
| Variable deferred annuities..... | | 524113-201 | 12/98 | 151.7 | 155.2 | 154.9 | 1.4 | -0.2 |
| Fixed-rate deferred annuities..... | | 524113-202 | 12/98 | 133.9 | 134.6 | 136.7 | -8.5 | 1.6 |
| Immediate annuities..... | | 524113-203 | 12/98 | 136.8 | 134.1 | 136.3 | 8.5 | 1.6 |
| Disability insurance policies..... | | 524113-3 | 06/06 | 103.8 | 104.0 | 104.0 | 1.5 | 0.0 |
| Direct health and medical insurance carriers..... | 524114 | | 12/02 | 152.9 | 153.3 | 153.3 | 2.5 | 0.0 |
| Primary services..... | | 524114-P | 12/02 | 154.3 | 154.7 | 154.7 | 2.6 | 0.0 |
| Medical service plans..... | | 524114-1 | 12/02 | 159.5 | 159.9 | 159.9 | 2.7 | 0.0 |
| Comprehensive medical service plans..... | | 524114-101 | 12/02 | 159.1 | 159.6 | 159.7 | 3.2 | 0.1 |
| Group managed care medical service plans..... | | 524114-10101 | 12/02 | 159.9 | 160.4 | 160.2 | 3.8 | -0.1 |
| Group fee-for-service medical service plans..... | | 524114-10102 | 12/02 | 158.6 | 159.4 | 159.7 | 1.8 | 0.2 |
| Individual comprehensive medical service plans..... | | 524114-10103 | 12/02 | 205.2 | 205.8 | 206.2 | 2.5 | 0.2 |
| Non-comprehensive medical service plans..... | | 524114-103 | 06/07 | 108.8 | 108.9 | 108.9 | 1.2 | 0.0 |
| Dental service plans..... | | 524114-10301 | 12/02 | 121.2 | 121.3 | 121.3 | 0.7 | 0.0 |
| Supplemental Medicare service plans..... | | 524114-10302 | 12/02 | 123.6 | 123.6 | 123.6 | 1.5 | 0.0 |
| Other medical service plans..... | | 524114-10303 | 12/02 | 146.7 | 146.7 | 146.7 | 1.3 | 0.0 |
| Health insurance..... | | 524114-2 | 12/02 | 109.1 | 109.2 | 109.2 | 0.4 | 0.0 |
| Other direct insurance carriers..... | 52412 | | 12/98 | 134.7 | 135.0 | 135.2 | 2.5 | 0.1 |
| Direct property and casualty insurers..... | 524126 | | 06/98 | 134.8 | 135.1 | 135.3 | 2.5 | 0.1 |
| Primary services..... | | 524126-P | 06/98 | 134.9 | 135.2 | 135.4 | 2.5 | 0.1 |
| Private passenger auto insurance..... | | 524126-1 | 06/98 | 144.4 | 144.9 | 145.6 | 3.8 | 0.5 |
| Homeowner's insurance..... | | 524126-2 | 06/98 | 176.3 | 176.9 | 177.3 | 3.0 | 0.2 |
| Commercial auto insurance..... | | 524126-3 | 06/98 | 110.6 | 110.6 | 110.3 | -0.5 | -0.3 |
| Non-auto liability insurance..... | | 524126-4 | 06/98 | 114.8 | 115.0 | 115.0 | 0.4 | 0.0 |
| Medical malpractice insurance..... | | 524126-402 | 06/98 | 121.8 | 120.8 | 120.8 | -1.5 | 0.0 |
| Product and other non-auto liability insurance..... | | 524126-403 | 06/98 | 113.1 | 113.5 | 113.5 | 1.0 | 0.0 |
| Commercial multiple peril insurance..... | | 524126-5 | 06/98 | 114.2 | 114.0 | 113.1 | 0.3 | -0.8 |
| Worker's compensation insurance..... | | 524126-6 | 06/98 | 108.7 | 108.2 | 108.3 | -0.6 | 0.1 |
| Other property and casualty insurance..... | | 524126-7 | 12/03 | 114.8 | 114.9 | 115.0 | 2.5 | 0.1 |
| Insurance agencies and brokerages..... | 52421 | | 12/03 | 104.2 | 104.4 | 104.4 | 0.4 | 0.0 |
| Insurance agencies and brokerages..... | 524210 | | 12/02 | 107.9 | 108.1 | 108.0 | 0.4 | -0.1 |
| Primary services..... | | 524210-P | 12/02 | 108.4 | 108.6 | 108.6 | 0.5 | 0.0 |
| Sale of property and casualty insurance..... | | 524210-1 | 12/02 | 106.4 | 106.6 | 106.6 | 0.6 | 0.0 |
| Sale of personal property and casualty insurance..... | | 524210-101 | 06/09 | 100.5 | 100.7 | 100.8 | 0.6 | 0.1 |
| Sale of private passenger auto insurance..... | | 524210-10101 | 12/02 | 101.4 | 101.6 | 101.7 | 0.6 | 0.1 |
| Sale of homeowner's insurance..... | | 524210-10102 | 12/02 | 110.4 | 110.6 | 110.7 | 0.5 | 0.1 |
| Sale of other personal property and casualty insurance..... | | 524210-10103 | 06/09 | 99.6 | 99.7 | 99.8 | 0.3 | 0.1 |
| Sale of commercial property and casualty insurance..... | | 524210-102 | 12/02 | 109.9 | 110.1 | 109.9 | 0.5 | -0.2 |
| Sale of life insurance and annuities..... | | 524210-2 | 12/02 | 102.3 | 102.4 | 102.4 | 0.1 | 0.0 |
| Sale of health and medical insurance..... | | 524210-3 | 12/02 | 123.7 | 124.2 | 124.2 | 0.7 | 0.0 |
| Sale of other insurance..... | | 524210-4 | 12/02 | 101.3 | 101.3 | 101.3 | -0.4 | 0.0 |
| Lessors of nonresidential buildings (except miniwarehouses)..... | 53112 | | 12/03 | 109.4 | 109.1 | 111.6 | 1.6 | 2.3 |
| Lessors of nonresidential buildings..... | 531120 | | 12/95 | 128.0 | 127.6 | 130.5 | 1.6 | 2.3 |
| Primary services..... | | 531120-P | 12/95 | 124.4 | 124.0 | 126.8 | 1.5 | 2.3 |
| Leasing of shopping centers and retail stores..... | | 531120-1 | 12/95 | 114.7 | 114.0 | 115.5 | 0.0 | 1.3 |
| Leasing of professional and office buildings..... | | 531120-2 | 12/95 | 134.1 | 134.7 | 134.7 | 0.8 | 0.0 |
| Leasing of manufacturing and industrial buildings..... | | 531120-3 | 12/95 | 108.7 | 109.0 | 109.1 | 1.6 | 0.1 |
| Leasing of other nonresidential buildings and facilities..... | | 531120-7 | 12/02 | 123.8 | 117.4 | 154.1 | 18.9 | 31.3 |
| Lessors of miniwarehouse and self storage units..... | 53113 | | 12/03 | 113.2 | 114.2 | 114.7 | 1.6 | 0.4 |
| Miniwarehouse and self-storage unit operators..... | 531130 | | 12/03 | 113.2 | 114.1 | 114.7 | 1.6 | 0.5 |
| Primary services..... | | 531130-P | 06/93 | 171.0 | 172.5 | 173.3 | 1.7 | 0.5 |
| Miniwarehouse and self-storage unit operation..... | | 531130-1 | 06/93 | 171.0 | 172.5 | 173.3 | 1.7 | 0.5 |
| Other receipts..... | | 531130-SM | 12/03 | 109.2 | - | - | - | - |
| Offices of real estate agents and brokers..... | 5312 | | 12/03 | 97.8 | 98.3 | 98.3 | 0.6 | 0.0 |
| Offices of real estate agents and brokers..... | 53121 | | 12/03 | 97.8 | 98.3 | 98.3 | 0.6 | 0.0 |
| Offices of real estate agents and brokers..... | 531210 | | 12/03 | 97.8 | 98.2 | 98.3 | 0.6 | 0.1 |

See footnotes at end of table.

Table 5. Producer price indexes for the net output of selected industries and their products, not seasonally adjusted — Continued

| Industry and product ¹ | Industry code | Product code | Index base | Index | | | Percent change to June 2012 from: | |
|--|---------------|--------------|------------|------------------------|-----------------------|------------------------|-----------------------------------|----------|
| | | | | Feb. 2012 ² | May 2012 ² | June 2012 ² | June 2011 | May 2012 |
| Offices of real estate agents and brokers - Continued | | | | | | | | |
| Primary services..... | | 531210-P | 12/03 | 97.8 | 98.2 | 98.3 | 0.6 | 0.1 |
| Real estate brokerage, residential property sales and leases..... | | 531210-1 | 12/95 | 125.6 | 124.9 | 125.0 | -1.2 | 0.1 |
| Real estate brokerage, nonresidential property sales and leases including land sales and leases..... | | 531210-6 | 12/06 | 99.5 | 102.7 | 102.5 | 6.2 | -0.2 |
| Real estate brokerage, nonresidential property sales including land sales..... | | 531210-601 | 12/09 | 98.0 | 98.1 | 98.1 | 3.7 | 0.0 |
| Real estate brokerage, nonresidential property leases including land leases..... | | 531210-602 | 12/09 | 101.9 | 108.4 | 108.2 | 8.7 | -0.2 |
| Real estate property managers..... | 53131 | | 12/03 | 107.0 | 107.3 | 107.9 | 1.8 | 0.6 |
| Residential property managers..... | 531311 | | 12/03 | 111.9 | 112.8 | 113.4 | 1.8 | 0.5 |
| Primary services..... | | 531311-P | 12/03 | 112.6 | 113.9 | 114.6 | 2.3 | 0.6 |
| Residential property management services..... | | 531311-1 | 12/95 | 117.7 | 118.9 | 119.7 | 2.3 | 0.7 |
| Nonresidential property managers..... | 531312 | | 12/03 | 99.5 | 98.6 | 99.3 | 1.6 | 0.7 |
| Primary services..... | | 531312-P | 12/03 | 99.5 | 98.6 | 99.3 | 1.6 | 0.7 |
| Nonresidential property management services..... | | 531312-1 | 12/95 | 110.4 | 109.5 | 110.3 | 1.7 | 0.7 |
| Offices of real estate appraisers..... | 531320 | | 12/03 | 98.5 | 98.7 | 98.7 | 1.1 | 0.0 |
| Primary services..... | | 531320-P | 12/03 | 100.0 | 100.2 | 100.1 | 1.0 | -0.1 |
| Real estate appraisal services..... | | 531320-1 | 12/95 | 106.9 | 107.1 | 107.0 | 1.0 | -0.1 |
| Automotive equipment rental and leasing..... | 5321 | | 06/01 | 128.3 | 126.3 | 128.4 | -3.2 | 1.7 |
| Passenger car rental and leasing..... | 53211 | | 12/03 | 114.0 | 110.8 | 112.8 | -8.4 | 1.8 |
| Passenger car rental..... | 532111 | | 12/91 | 167.5 | 162.7 | 165.6 | -8.4 | 1.8 |
| Primary services..... | | 532111-P | 12/91 | 164.5 | 159.3 | 162.4 | -9.5 | 1.9 |
| Standard passenger car rental..... | | 532111-2 | 12/91 | 165.0 | 154.0 | 157.8 | -15.3 | 2.5 |
| Passenger car rental for business travel..... | | 532111-211 | 12/98 | 117.3 | 104.3 | 105.5 | -10.2 | 1.2 |
| Passenger car rental for leisure travel..... | | 532111-221 | 12/98 | 139.7 | 134.5 | 138.8 | -23.5 | 3.2 |
| Replacement passenger car rental..... | | 532111-3 | 12/91 | 171.4 | 197.1 | 196.8 | 17.0 | -0.2 |
| Other receipts..... | | 532111-SM | 12/91 | 208.4 | 209.1 | 210.2 | 0.4 | 0.5 |
| Truck, utility trailer and RV rental and leasing..... | 53212 | | 12/03 | 122.5 | 123.4 | 125.1 | 5.2 | 1.4 |
| Truck, trailer and RV rental and leasing..... | 532120 | | 06/91 | 140.7 | 141.7 | 143.6 | 5.2 | 1.3 |
| Primary services..... | | 532120-P | 06/91 | 136.0 | 137.1 | 139.4 | 5.9 | 1.7 |
| Truck rental..... | | 532120-1 | 06/91 | 158.7 | 161.8 | 165.6 | 2.4 | 2.3 |
| Truck leasing..... | | 532120-4 | 06/91 | 121.9 | 122.0 | 123.4 | 1.9 | 1.1 |
| Truck tractor rental and/or leasing..... | | 532120-5 | 06/07 | 100.9 | 104.1 | 104.1 | 4.0 | 0.0 |
| Truck trailer, utility trailer, and RV rental and/or leasing..... | | 532120-6 | 06/07 | 104.3 | 93.1 | 93.6 | 11.4 | 0.5 |
| Other receipts..... | | 532120-SM | 06/91 | 163.4 | 163.7 | 163.9 | 1.1 | 0.1 |
| Other heavy machinery rental and leasing..... | 532412 | | 12/03 | 119.7 | 121.3 | 117.8 | 1.4 | -2.9 |
| Primary services..... | | 532412-P | 12/03 | 118.2 | 120.0 | 115.9 | 1.9 | -3.4 |
| Construction equipment rental and leasing..... | | 532412-1 | 12/03 | 113.6 | 115.9 | 111.0 | 3.3 | -4.2 |
| Oilfield and well drilling equipment rental and leasing..... | | 532412-2 | 12/03 | 134.7 | 134.7 | 134.7 | 0.8 | 0.0 |
| Other receipts..... | | 532412-SM | 12/03 | 129.5 | 129.3 | 130.4 | -2.1 | 0.9 |
| Legal services..... | 5411 | | 12/96 | 182.1 | 183.0 | 182.9 | 2.8 | -0.1 |
| Offices of lawyers..... | 54111 | | 12/96 | 182.1 | 183.0 | 182.9 | 2.8 | -0.1 |
| Offices of lawyers..... | 541110 | | 12/96 | 182.1 | 183.0 | 182.9 | 2.8 | -0.1 |
| Primary services..... | | 541110-P | 12/96 | 181.5 | 182.4 | 182.4 | 2.8 | 0.0 |
| Corporate legal services..... | | 541110-1 | 12/96 | 208.2 | 213.7 | 211.4 | 4.0 | -1.1 |
| Real estate legal services..... | | 541110-2 | 12/96 | 169.0 | 168.7 | 169.4 | 2.2 | 0.4 |
| Civil negligence legal services..... | | 541110-3 | 12/96 | 149.3 | 149.4 | 149.4 | 1.8 | 0.0 |
| Defendant representation..... | | 541110-301 | 12/96 | 184.6 | 184.6 | 184.6 | 2.2 | 0.0 |
| Plaintiff representation..... | | 541110-302 | 12/96 | 108.2 | 108.2 | 108.2 | 0.9 | 0.0 |
| Banking and commercial legal services..... | | 541110-4 | 12/96 | 219.1 | 220.2 | 220.0 | 3.3 | -0.1 |
| Insurance legal services..... | | 541110-5 | 12/96 | 155.1 | 155.3 | 155.4 | 2.0 | 0.1 |
| Wills, estate planning, and probate..... | | 541110-6 | 12/96 | 188.5 | 188.1 | 188.7 | 6.5 | 0.3 |
| Other legal services..... | | 541110-7 | 12/96 | 188.0 | 188.0 | 188.5 | 2.3 | 0.3 |
| Offices of certified public accountants..... | 541211 | | 12/03 | 111.9 | 110.4 | 110.9 | -0.5 | 0.5 |
| Primary services..... | | 541211-P | 12/03 | 112.6 | 111.1 | 111.5 | -1.1 | 0.4 |
| Other accounting services..... | | 541211-A | 12/08 | 93.1 | 89.6 | 90.8 | -3.8 | 1.3 |
| Financial auditing..... | | 541211-4 | 06/95 | 143.2 | 143.0 | 143.8 | 0.7 | 0.6 |
| Tax preparation and planning..... | | 541211-5 | 06/95 | 146.7 | 143.5 | 143.5 | -1.7 | 0.0 |
| Bookkeeping and compilation..... | | 541211-9 | 12/08 | 102.5 | 102.6 | 102.8 | 0.4 | 0.2 |
| Other receipts..... | | 541211-SM | 12/03 | 105.8 | 103.6 | - | - | - |
| Other accounting services..... | 541219 | | 12/03 | 106.0 | 106.0 | 106.0 | 1.9 | 0.0 |
| Primary services..... | | 541219-P | 12/03 | 106.1 | 106.1 | 106.1 | 1.9 | 0.0 |
| Other accounting services (non-CPA firms)..... | | 541219-1 | 12/03 | 106.1 | 106.1 | 106.1 | 1.9 | 0.0 |

See footnotes at end of table.

Table 5. Producer price indexes for the net output of selected industries and their products, not seasonally adjusted — Continued

| Industry and product ¹ | Industry code | Product code | Index base | Index | | | Percent change to June 2012 from: | |
|---|---------------|--------------|------------|------------------------|-----------------------|------------------------|-----------------------------------|----------|
| | | | | Feb. 2012 ² | May 2012 ² | June 2012 ² | June 2011 | May 2012 |
| Architectural, engineering and related services..... | 5413 | | 12/96 | 146.6 | 147.1 | 147.2 | 1.3 | 0.1 |
| Architectural services..... | 54131 | | 12/03 | 110.0 | 110.0 | 110.1 | 0.6 | 0.1 |
| Architectural services..... | 541310 | | 12/96 | 132.9 | 132.8 | 132.9 | 0.6 | 0.1 |
| Primary services..... | | 541310-P | 12/96 | 136.6 | 136.6 | 136.6 | 0.7 | 0.0 |
| Residential building projects..... | | 541310-1 | 12/96 | 154.9 | 154.4 | 154.7 | 0.7 | 0.2 |
| Nonresidential building projects..... | | 541310-7 | 12/10 | 100.3 | 100.4 | 100.4 | 0.6 | 0.0 |
| Other architectural services, incl. historic restoration & architectural advisory services..... | | 541310-8 | 12/10 | 100.9 | 101.2 | 101.2 | 0.9 | 0.0 |
| Other receipts..... | | 541310-SM | 12/96 | 166.9 | 166.5 | 166.6 | -0.1 | 0.1 |
| Engineering services..... | 54133 | | 12/03 | 118.5 | 119.1 | 119.1 | 1.4 | 0.0 |
| Engineering services..... | 541330 | | 12/96 | 149.6 | 150.3 | 150.4 | 1.6 | 0.1 |
| Primary services..... | | 541330-P | 12/96 | 149.9 | 150.6 | 150.7 | 1.6 | 0.1 |
| Building related engineering projects..... | | 541330-1 | 12/96 | 143.9 | 143.8 | 144.1 | 1.1 | 0.2 |
| Residential building engineering projects..... | | 541330-101 | 12/09 | 97.5 | 94.5 | 94.7 | -2.0 | 0.2 |
| Commercial, public, and institutional building engineering projects..... | | 541330-102 | 12/09 | 102.6 | 103.0 | 103.1 | 1.1 | 0.1 |
| Industrial and manufacturing plant and process engineering projects..... | | 541330-103 | 12/09 | 102.0 | 102.7 | 103.0 | 2.0 | 0.3 |
| Non-building related engineering projects..... | | 541330-2 | 12/96 | 152.0 | 153.1 | 153.1 | 2.0 | 0.0 |
| Transportation engineering projects..... | | 541330-201 | 12/09 | 103.0 | 103.3 | 103.3 | 1.5 | 0.0 |
| Highway and roadway engineering projects..... | | 541330-20101 | 12/09 | 102.1 | 102.3 | 102.3 | 1.3 | 0.0 |
| Other transportation engineering projects, including mass transit engineering projects..... | | 541330-20102 | 12/09 | 104.4 | 104.8 | 104.8 | 1.6 | 0.0 |
| Municipal utility and power generation and distribution engineering projects..... | | 541330-202 | 12/09 | 104.8 | 105.8 | 105.9 | 1.8 | 0.1 |
| All other non-building related engineering projects..... | | 541330-203 | 12/09 | 104.8 | 105.7 | 105.6 | 2.4 | -0.1 |
| Other receipts..... | | 541330-SM | 12/96 | 145.7 | 146.4 | 146.4 | 0.8 | 0.0 |
| Management and technical consulting services..... | 5416 | | 06/06 | 110.2 | 109.5 | 109.7 | 0.5 | 0.2 |
| Management consulting services..... | 54161 | | 06/06 | 110.2 | 109.5 | 109.7 | 0.5 | 0.2 |
| Management consulting services..... | 541610 | | 06/06 | 110.2 | 109.5 | 109.7 | 0.5 | 0.2 |
| Primary services..... | | 541610-P | 06/06 | 110.4 | 109.6 | 109.9 | 0.5 | 0.3 |
| Administrative and general management consulting services..... | | 541610-1 | 06/06 | 115.2 | 113.8 | 114.1 | 2.1 | 0.3 |
| Human resources consulting services..... | | 541610-22 | 06/06 | 105.1 | 105.5 | 105.5 | -1.7 | 0.0 |
| Marketing consulting services..... | | 541610-3 | 06/06 | 101.4 | 101.4 | 101.4 | -5.0 | 0.0 |
| Process, physical distribution and logistics consulting services..... | | 541610-4 | 06/06 | 108.0 | 106.8 | 108.3 | 2.1 | 1.4 |
| Other management consulting services..... | | 541610-8 | 06/06 | 110.2 | 110.2 | 110.2 | 2.5 | 0.0 |
| Advertising agencies..... | 54181 | | 12/03 | 106.9 | 107.1 | 107.2 | 1.5 | 0.1 |
| Advertising agencies..... | 541810 | | 06/95 | 129.6 | 129.8 | 130.0 | 1.6 | 0.2 |
| Primary services..... | | 541810-P | 06/95 | 130.6 | 130.9 | 131.1 | 1.6 | 0.2 |
| Advertising creative services billed separately..... | | 541810-1 | 06/95 | 125.6 | 126.0 | 126.4 | 0.6 | 0.3 |
| Advertising placement services, including bundled placement and creative services..... | | 541810-2 | 06/95 | 135.3 | 135.4 | 135.4 | 3.6 | 0.0 |
| Other advertising services billed separately..... | | 541810-3 | 12/08 | 98.2 | 98.2 | 98.2 | 0.4 | 0.0 |
| Other receipts..... | | 541810-SM | 06/95 | 124.4 | 124.4 | - | - | - |
| Employment services..... | 5613 | | 12/96 | 126.1 | 126.1 | 125.8 | 0.3 | -0.2 |
| Employee leasing services..... | 56133 | | 12/03 | 113.9 | 114.2 | 112.6 | 0.4 | -1.4 |
| Professional employer organizations..... | 561330 | | 12/03 | 113.9 | 114.2 | 112.6 | 0.4 | -1.4 |
| Primary services..... | | 561330-P | 06/94 | 147.1 | 147.6 | 145.6 | 0.5 | -1.4 |
| Co-employment staffing..... | | 561330-1 | 06/94 | 147.1 | 147.6 | 145.6 | 0.5 | -1.4 |
| Staffing services (except PEOs)..... | 56138 | | 12/10 | 100.2 | 100.0 | 100.5 | 0.3 | 0.5 |
| Staffing services (except PEOs)..... | 561380 | | 12/10 | 100.2 | 100.0 | 100.5 | 0.3 | 0.5 |
| Primary services..... | | 561380-P | 12/10 | 100.2 | 100.0 | 100.5 | 0.3 | 0.5 |
| Temporary help services..... | | 561380-1 | 06/94 | 129.6 | 129.0 | 129.7 | 0.4 | 0.5 |
| Temporary help services, office and clerical..... | | 561380-101 | 06/94 | 139.8 | 139.9 | 139.9 | -0.7 | 0.0 |
| Temporary help services, light and heavy industrial..... | | 561380-102 | 06/94 | 130.0 | 131.0 | 130.9 | 1.7 | -0.1 |
| Temporary help services, technical and professional..... | | 561380-103 | 06/94 | 77.9 | 76.8 | 76.9 | -0.9 | 0.1 |
| Temporary help services, medical..... | | 561380-104 | 06/94 | 134.0 | 130.5 | 135.8 | -2.6 | 4.1 |
| Temporary help services, other..... | | 561380-105 | 06/94 | 128.7 | 129.2 | 129.6 | -0.2 | 0.3 |
| Employment placement services..... | | 561380-2 | 12/03 | 106.6 | 108.5 | 108.8 | -1.3 | 0.3 |
| Employment placement services, excluding Internet recruiting..... | | 561380-201 | 12/01 | 103.2 | 103.0 | 102.8 | 1.5 | -0.2 |
| Internet recruiting services..... | | 561380-203 | 12/01 | 120.5 | 131.7 | 134.9 | -8.2 | 2.4 |
| Executive search services..... | | 561380-3 | 12/06 | 100.5 | 100.5 | 100.5 | -0.1 | 0.0 |
| Other receipts..... | | 561380-SM | 12/10 | 99.5 | 99.5 | 99.2 | -0.2 | -0.3 |
| Travel agencies..... | 56151 | | 12/03 | 100.2 | 100.1 | 99.9 | -0.6 | -0.2 |

See footnotes at end of table.

Table 5. Producer price indexes for the net output of selected industries and their products, not seasonally adjusted — Continued

| Industry and product ¹ | Industry code | Product code | Index base | Index | | | Percent change to June 2012 from: | |
|---|---------------|--------------|------------|------------------------|-----------------------|------------------------|-----------------------------------|----------|
| | | | | Feb. 2012 ² | May 2012 ² | June 2012 ² | June 2011 | May 2012 |
| Travel agencies..... | 561510 | | 12/89 | 112.2 | 112.1 | 112.0 | -0.5 | -0.1 |
| Primary services..... | | 561510-P | 12/89 | 112.0 | 111.9 | 111.6 | -1.1 | -0.3 |
| Flight bookings..... | | 561510-1 | 12/89 | 95.4 | 94.9 | 94.5 | -1.3 | -0.4 |
| Domestic flight bookings..... | | 561510-111 | 12/89 | 94.7 | 93.7 | 93.3 | -2.3 | -0.4 |
| International flight bookings..... | | 561510-112 | 12/89 | 68.9 | 69.2 | 68.9 | 0.6 | -0.4 |
| Other travel agency services, except flight bookings..... | | 561510-2 | 12/89 | 158.7 | 158.8 | 158.6 | -0.6 | -0.1 |
| Hotel and car rental bookings..... | | 561510-211 | 12/89 | 151.0 | 151.4 | 148.7 | -6.4 | -1.8 |
| Hotel bookings..... | | 561510-2111 | 12/11 | 94.2 | 95.7 | 94.7 | — | -1.0 |
| Car rental bookings..... | | 561510-2112 | 12/11 | 100.0 | 90.4 | 83.3 | — | -7.9 |
| Cruise and tour bookings..... | | 561510-222 | 06/02 | 102.3 | 102.2 | 103.7 | 3.2 | 1.5 |
| Cruise bookings..... | | 561510-2221 | 12/11 | 96.8 | 91.9 | 98.0 | — | 6.6 |
| Packaged tour bookings..... | | 561510-2222 | 12/11 | 99.6 | 102.4 | 100.9 | — | -1.5 |
| All other travel agency services..... | | 561510-233 | 06/02 | 116.8 | 116.8 | 116.8 | 0.1 | 0.0 |
| Other receipts..... | | 561510-SM | 06/02 | 115.9 | 115.9 | 115.9 | — | 0.0 |
| Security guards and patrol services..... | 561612 | | 12/04 | 109.2 | 109.2 | 109.2 | 0.5 | 0.0 |
| Primary services..... | | 561612-P | 12/04 | 109.1 | 109.0 | 109.0 | 0.4 | 0.0 |
| Security guards and patrol services..... | | 561612-1 | 12/04 | 109.1 | 109.0 | 109.0 | 0.4 | 0.0 |
| Janitorial services..... | 56172 | | 12/03 | 113.6 | 113.9 | 113.8 | 1.6 | -0.1 |
| Janitorial services..... | 561720 | | 12/94 | 134.4 | 134.7 | 134.7 | 1.7 | 0.0 |
| Primary services..... | | 561720-P | 12/94 | 134.1 | 134.4 | 134.4 | 1.7 | 0.0 |
| Nonresidential cleaning services..... | | 561720-3 | 06/03 | 111.4 | 111.7 | 111.6 | 1.5 | -0.1 |
| Residential cleaning services..... | | 561720-4 | 06/03 | 136.0 | 136.0 | 136.0 | 3.5 | 0.0 |
| Other receipts..... | | 561720-SM | 12/94 | 136.8 | 136.8 | 136.8 | 1.6 | 0.0 |
| Waste collection..... | 5621 | | 12/03 | 121.6 | 122.2 | 121.6 | 1.0 | -0.5 |
| Waste collection..... | 56211 | | 12/03 | 121.6 | 122.2 | 121.7 | 1.1 | -0.4 |
| Solid waste collection..... | 562111 | | 12/03 | 121.6 | 122.2 | 121.7 | 1.1 | -0.4 |
| Primary services..... | | 562111-P | 06/93 | 165.2 | 165.8 | 165.0 | 1.0 | -0.5 |
| Solid waste collection..... | | 562111-2 | 06/93 | 165.2 | 165.8 | 165.0 | 1.0 | -0.5 |
| Other receipts..... | | 562111-SM | 12/03 | 116.3 | 117.4 | 117.3 | 1.8 | -0.1 |
| Computer training..... | 61142 | | 06/06 | 113.5 | 113.5 | 113.6 | 0.7 | 0.1 |
| Computer training..... | 611420 | | 06/06 | 113.5 | 113.5 | 113.6 | 0.6 | 0.1 |
| Primary services..... | | 611420-P | 06/06 | 113.8 | 113.8 | 113.8 | 0.4 | 0.0 |
| Computer training..... | | 611420-1 | 06/06 | 113.8 | 113.8 | 113.8 | 0.4 | 0.0 |
| Other receipts..... | | 611420-SM | 06/06 | 105.4 | 105.4 | 106.3 | 6.1 | 0.9 |
| Offices of physicians..... | 6211 | | 12/96 | 133.1 | 133.3 | 133.1 | 1.2 | -0.2 |
| Offices of physicians..... | 62111 | | 12/96 | 133.1 | 133.3 | 133.1 | 1.2 | -0.2 |
| Offices of physicians, except mental health..... | 621111 | | 12/93 | 143.5 | 143.6 | 143.5 | 1.3 | -0.1 |
| Primary services..... | | 621111-P | 12/93 | 143.7 | 143.9 | 143.8 | 1.3 | -0.1 |
| One and two physician practices and single specialty group practices..... | | 621111-4 | 12/93 | 140.1 | 140.2 | 140.1 | 0.8 | -0.1 |
| General/family practice..... | | 621111-411 | 12/93 | 149.4 | 149.4 | 149.4 | 1.1 | 0.0 |
| Internal medicine..... | | 621111-412 | 12/99 | 128.6 | 129.3 | 128.6 | 0.6 | -0.5 |
| General surgery and other surgical specialties..... | | 621111-413 | 12/99 | 111.6 | 111.6 | 111.6 | 0.9 | 0.0 |
| Pediatrics..... | | 621111-414 | 12/93 | 233.0 | 233.4 | 233.1 | 1.6 | -0.1 |
| Obstetrics/gynecology..... | | 621111-415 | 12/93 | 138.7 | 138.9 | 138.9 | 0.2 | 0.0 |
| Other specialty..... | | 621111-419 | 12/99 | 122.0 | 122.0 | 121.9 | 0.6 | -0.1 |
| Multispecialty group practice..... | | 621111-5 | 12/93 | 161.7 | 161.8 | 161.8 | 3.1 | 0.0 |
| Offices of dentists..... | 6212 | | 06/10 | 103.3 | 103.8 | 103.8 | 2.0 | 0.0 |
| Offices of dentists..... | 62121 | | 06/10 | 103.3 | 103.8 | 103.8 | 2.0 | 0.0 |
| Offices of dentists..... | 621210 | | 06/10 | 103.3 | 103.8 | 103.8 | 2.0 | 0.0 |
| Primary services..... | | 621210-P | 06/10 | 103.3 | 103.9 | 103.8 | 2.0 | -0.1 |
| Dental visits and consultations..... | | 621210-1 | 06/10 | 104.1 | 104.8 | 104.7 | 2.6 | -0.1 |
| Dental surgical intervention services..... | | 621210-2 | 06/10 | 101.1 | 101.6 | 101.5 | 0.3 | -0.1 |
| Dental non-surgical intervention services..... | | 621210-3 | 06/10 | 103.5 | 103.9 | 103.9 | 2.0 | 0.0 |
| Other receipts..... | | 621210-SM | 06/10 | 103.2 | 103.3 | 103.3 | 1.6 | 0.0 |
| Medical and diagnostic laboratories..... | 6215 | | 12/03 | 109.0 | 108.8 | 108.6 | 0.0 | -0.2 |
| Medical and diagnostic laboratories..... | 62151 | | 12/03 | 109.0 | 108.8 | 108.6 | 0.0 | -0.2 |
| Medical laboratories..... | 621511 | | 12/03 | 110.3 | 110.0 | 109.8 | 0.1 | -0.2 |
| Primary services..... | | 621511-P | 06/94 | 131.4 | 130.9 | 130.7 | 0.2 | -0.2 |
| Medical laboratory services..... | | 621511-2 | 06/94 | 131.4 | 130.9 | 130.7 | 0.2 | -0.2 |
| Diagnostic imaging centers..... | 621512 | | 12/03 | 106.5 | 106.5 | 106.5 | 0.1 | 0.0 |
| Primary services..... | | 621512-P | 06/94 | 111.7 | 111.7 | 111.7 | 0.0 | 0.0 |
| Diagnostic imaging services..... | | 621512-4 | 06/94 | 111.7 | 111.7 | 111.7 | 0.0 | 0.0 |
| Home health care services..... | 6216 | | 12/96 | 130.3 | 130.3 | 130.3 | 0.6 | 0.0 |

See footnotes at end of table.

Table 5. Producer price indexes for the net output of selected industries and their products, not seasonally adjusted — Continued

| Industry and product ¹ | Industry code | Product code | Index base | Index | | | Percent change to June 2012 from: | |
|---|---------------|--------------|------------|------------------------|-----------------------|------------------------|-----------------------------------|----------|
| | | | | Feb. 2012 ² | May 2012 ² | June 2012 ² | June 2011 | May 2012 |
| Home health care services..... | 62161 | | 12/96 | 130.3 | 130.3 | 130.3 | 0.6 | 0.0 |
| Home health care services..... | 621610 | | 12/96 | 130.4 | 130.4 | 130.3 | 0.5 | -0.1 |
| Primary services..... | | 621610-P | 12/96 | 126.6 | 126.7 | 126.6 | 0.6 | -0.1 |
| Public payors..... | | 621610-3 | 12/03 | 111.4 | 111.5 | 111.4 | 0.6 | -0.1 |
| Medicare payors..... | | 621610-31 | 12/96 | 128.1 | 128.2 | 128.1 | 0.9 | -0.1 |
| Non-Medicare public payors..... | | 621610-32 | 12/03 | 113.3 | 113.3 | 113.3 | 0.1 | 0.0 |
| Private payors..... | | 621610-4 | 12/03 | 107.6 | 107.6 | 107.6 | 0.1 | 0.0 |
| Other receipts..... | | 621610-SM | 12/96 | 193.1 | 193.1 | 193.1 | 0.5 | 0.0 |
| All other ambulatory health care services..... | 62199 | | 06/06 | 114.9 | 114.8 | 114.8 | 1.5 | 0.0 |
| Blood and organ banks..... | 621991 | | 06/06 | 114.9 | 114.8 | 114.8 | 1.5 | 0.0 |
| Primary services..... | | 621991-P | 06/06 | 114.3 | 114.1 | 114.2 | 1.6 | 0.1 |
| Human blood services..... | | 621991-1 | 06/06 | 108.8 | 108.3 | 108.4 | -0.5 | 0.1 |
| Human red blood and whole blood services..... | | 621991-12 | 06/06 | 109.8 | 109.6 | 109.7 | 0.2 | 0.1 |
| Human blood plasma services..... | | 621991-13 | 06/06 | 106.3 | 105.2 | 105.3 | -2.4 | 0.1 |
| Human blood platelet and other blood services..... | | 621991-14 | 06/06 | 109.0 | 108.9 | 108.7 | 0.3 | -0.2 |
| Human organ, bone, tissue, and other bank services..... | | 621991-2 | 06/06 | 139.0 | 140.2 | 140.2 | 9.1 | 0.0 |
| Other receipts..... | | 621991-SM | 06/06 | 124.8 | 124.8 | 124.8 | 0.8 | 0.0 |
| Hospitals..... | 622 | | 12/92 | 179.9 | 180.2 | 180.3 | 2.2 | 0.1 |
| General medical and surgical hospitals..... | 6221 | | 12/03 | 130.8 | 131.0 | 131.0 | 2.2 | 0.0 |
| General medical and surgical hospitals..... | 62211 | | 12/03 | 130.8 | 131.0 | 131.0 | 2.2 | 0.0 |
| General medical and surgical hospitals..... | 622110 | | 12/92 | 180.5 | 180.8 | 180.8 | 2.2 | 0.0 |
| Primary services..... | | 622110-P | 12/92 | 183.8 | 184.1 | 184.2 | 2.2 | 0.1 |
| Diseases and disorders of the nervous system..... | | 622110-101 | 06/08 | 105.3 | 105.7 | 105.9 | 0.0 | 0.2 |
| Diseases and disorders of the ear, nose, mouth, and throat..... | | 622110-103 | 06/08 | 110.7 | 110.7 | 110.7 | 1.5 | 0.0 |
| Diseases and disorders of the respiratory system..... | | 622110-104 | 06/08 | 114.8 | 114.8 | 114.8 | 2.1 | 0.0 |
| Diseases and disorders of the circulatory system..... | | 622110-105 | 06/08 | 108.8 | 108.7 | 109.1 | 2.0 | 0.4 |
| Diseases and disorders of the digestive system..... | | 622110-106 | 06/08 | 114.2 | 114.5 | 114.4 | 1.1 | -0.1 |
| Diseases and disorders of the hepatobiliary system and pancreas..... | | 622110-107 | 06/08 | 103.8 | 103.8 | 103.8 | -1.6 | 0.0 |
| Diseases and disorders of the musculoskeletal system and connective tissue..... | | 622110-108 | 06/08 | 112.6 | 112.9 | 112.9 | 3.3 | 0.0 |
| Diseases and disorders of the skin, subcutaneous tissue and breast..... | | 622110-109 | 06/08 | 113.8 | 113.8 | 113.8 | 1.5 | 0.0 |
| Endocrine, nutritional and metabolic diseases and disorders..... | | 622110-111 | 06/08 | 110.8 | 110.8 | 110.8 | 2.9 | 0.0 |
| Diseases and disorders of the kidney and urinary tract..... | | 622110-112 | 06/08 | 114.2 | 114.3 | 114.2 | 3.4 | -0.1 |
| Diseases and disorders of the male reproductive system..... | | 622110-113 | 06/08 | 99.2 | 99.2 | 99.2 | -2.0 | 0.0 |
| Diseases and disorders of the female reproductive system..... | | 622110-114 | 06/08 | 118.5 | 119.7 | 119.7 | 3.7 | 0.0 |
| Pregnancy, childbirth and the puerperium..... | | 622110-115 | 06/08 | 111.3 | 112.1 | 111.3 | 8.0 | -0.7 |
| Newborns and other neonates with conditions originating in the perinatal period..... | | 622110-116 | 06/08 | 113.1 | 113.1 | 113.1 | 2.3 | 0.0 |
| Diseases and disorders of the blood and blood forming organs and immunological disorders..... | | 622110-117 | 06/08 | 121.4 | 121.4 | 121.4 | 0.4 | 0.0 |
| Myeloproliferative diseases and disorders and poorly differentiated neoplasms..... | | 622110-118 | 06/08 | 98.7 | 98.7 | 98.7 | -0.4 | 0.0 |
| Infectious and parasitic diseases..... | | 622110-119 | 06/08 | 111.9 | 111.9 | 111.9 | 3.6 | 0.0 |
| Alcohol/drug use and alcohol/drug induced organic mental disorders..... | | 622110-122 | 06/08 | 116.1 | 116.1 | 116.1 | 5.0 | 0.0 |
| Injury, poisoning and toxic effects of drugs..... | | 622110-123 | 06/08 | 107.9 | 109.5 | 109.4 | 3.5 | -0.1 |
| Factors influencing health status and other contacts with health services..... | | 622110-125 | 06/08 | 120.8 | 120.8 | 120.8 | 4.2 | 0.0 |
| Multiple significant trauma..... | | 622110-126 | 06/08 | 117.6 | 117.6 | 117.6 | 3.7 | 0.0 |
| Human immunodeficiency virus infections..... | | 622110-127 | 06/08 | 107.2 | 107.2 | 107.2 | -0.5 | 0.0 |
| Other diseases and disorders..... | | 622110-128 | 06/08 | 109.4 | 109.5 | 109.4 | 2.6 | -0.1 |
| Other receipts..... | | 622110-SM | 12/92 | 145.0 | - | - | - | - |
| Psychiatric and substance abuse hospitals..... | 6222 | | 12/03 | 117.2 | 117.2 | 117.2 | 0.0 | 0.0 |
| Psychiatric and substance abuse hospitals..... | 62221 | | 12/03 | 117.2 | 117.2 | 117.2 | 0.0 | 0.0 |
| Psychiatric and substance abuse hospitals..... | 622210 | | 12/92 | 138.0 | 138.1 | 138.1 | 0.0 | 0.0 |
| Primary services..... | | 622210-P | 12/92 | 138.0 | 138.1 | 138.1 | 0.0 | 0.0 |
| Psychiatric hospitals..... | | 622210-3 | 12/92 | 138.6 | 138.6 | 138.6 | -0.1 | 0.0 |
| Other specialty hospitals..... | 6223 | | 12/03 | 142.7 | 142.7 | 142.9 | 1.1 | 0.1 |
| Other specialty hospitals..... | 62231 | | 12/03 | 142.7 | 142.7 | 142.9 | 1.1 | 0.1 |
| Other specialty hospitals..... | 622310 | | 12/92 | 213.9 | 213.9 | 214.2 | 1.0 | 0.1 |
| Primary services..... | | 622310-P | 12/92 | 246.1 | 246.1 | 246.5 | 1.1 | 0.2 |
| Specialty, except psychiatric and substance abuse, hospitals..... | | 622310-6 | 12/92 | 246.1 | 246.1 | 246.5 | 1.1 | 0.2 |

See footnotes at end of table.

Table 5. Producer price indexes for the net output of selected industries and their products, not seasonally adjusted — Continued

| Industry and product ¹ | Industry code | Product code | Index base | Index | | | Percent change to June 2012 from: | |
|---|---------------|--------------|------------|------------------------|-----------------------|------------------------|-----------------------------------|----------|
| | | | | Feb. 2012 ² | May 2012 ² | June 2012 ² | June 2011 | May 2012 |
| Nursing care facilities..... | 6231 | | 12/03 | 130.6 | 130.0 | 130.5 | 1.4 | 0.4 |
| Nursing care facilities..... | 62311 | | 12/03 | 130.6 | 130.0 | 130.5 | 1.4 | 0.4 |
| Nursing care facilities..... | 623110 | | 12/94 | 198.2 | 197.2 | 198.0 | 1.4 | 0.4 |
| Primary services..... | | 623110-P | 12/94 | 199.0 | 198.0 | 198.9 | 1.4 | 0.5 |
| Public payors..... | | 623110-1 | 12/94 | 190.6 | 188.7 | 190.1 | 0.0 | 0.7 |
| Private payors..... | | 623110-3 | 12/94 | 212.5 | 212.8 | 212.9 | 3.3 | 0.0 |
| Other receipts..... | | 623110-SM | 12/94 | 161.0 | 161.1 | 161.0 | 3.4 | -0.1 |
| Residential mental retardation facilities..... | 62321 | | 12/03 | 138.9 | 139.6 | 139.6 | 2.9 | 0.0 |
| Residential mental retardation facilities..... | 623210 | | 12/03 | 138.9 | 139.6 | 139.6 | 2.9 | 0.0 |
| Primary services..... | | 623210-P | 12/03 | 138.7 | 139.5 | 139.5 | 2.3 | 0.0 |
| Residential mental retardation services..... | | 623210-1 | 12/03 | 138.7 | 139.5 | 139.5 | 2.3 | 0.0 |
| Other receipts..... | | 623210-SM | 07/06 | 128.4 | 128.1 | 128.4 | 11.9 | 0.2 |
| Amusement and theme parks..... | 7131 | | 06/06 | 124.4 | 126.1 | 129.1 | 4.8 | 2.4 |
| Amusement and theme parks..... | 71311 | | 06/06 | 124.2 | 125.9 | 128.9 | 4.8 | 2.4 |
| Amusement and theme parks..... | 713110 | | 06/06 | 124.2 | 125.9 | 128.9 | 4.8 | 2.4 |
| Primary services..... | | 713110-P | 06/06 | 126.7 | 128.1 | 131.4 | 5.5 | 2.6 |
| Amusement and theme park admissions..... | | 713110-1 | 06/06 | 134.3 | 136.2 | 141.8 | 7.6 | 4.1 |
| Amusement and theme park food and beverage sales..... | | 713110-2 | 06/06 | 119.6 | 120.9 | 120.8 | 3.4 | -0.1 |
| Amusement and theme park merchandise sales, games, and other services..... | | 713110-3 | 06/06 | 105.8 | 105.8 | 105.8 | 0.0 | 0.0 |
| Other receipts..... | | 713110-SM | 06/06 | 101.2 | 106.1 | 105.8 | -1.4 | -0.3 |
| Golf courses and country clubs..... | 71391 | | 12/05 | 110.1 | 110.1 | 110.8 | 1.0 | 0.6 |
| Golf courses and country clubs..... | 713910 | | 12/05 | 110.1 | 110.1 | 110.8 | 1.0 | 0.6 |
| Primary services..... | | 713910-P | 12/05 | 109.7 | 109.4 | 109.9 | 0.6 | 0.5 |
| Membership dues and fees..... | | 713910-1 | 12/05 | 111.8 | 113.2 | 113.5 | 3.0 | 0.3 |
| Greens and guest fees..... | | 713910-2 | 12/05 | 103.6 | 100.6 | 100.4 | -3.2 | -0.2 |
| Food and beverage sales..... | | 713910-3 | 12/05 | 112.9 | 113.0 | 113.0 | 0.1 | 0.0 |
| Equipment rentals and all other golf services..... | | 713910-4 | 12/05 | 109.0 | 108.6 | 113.3 | 2.5 | 4.3 |
| Other receipts..... | | 713910-SM | 12/05 | 116.2 | - | 120.3 | 3.4 | - |
| Fitness and recreational sports centers..... | 71394 | | 12/04 | 102.4 | 102.4 | 102.4 | 1.4 | 0.0 |
| Fitness and recreational sports centers..... | 713940 | | 12/04 | 102.4 | 102.4 | 102.4 | 1.4 | 0.0 |
| Primary services..... | | 713940-P | 12/04 | 101.8 | 101.8 | 101.8 | 1.4 | 0.0 |
| Fitness and recreational facility memberships..... | | 713940-1 | 12/04 | 95.0 | 95.1 | 95.1 | 0.4 | 0.0 |
| Recreational facility admissions, classes, and other fitness center services..... | | 713940-2 | 12/04 | 120.7 | 120.6 | 120.6 | 3.2 | 0.0 |
| Other receipts..... | | 713940-SM | 12/04 | 106.0 | 106.0 | 106.0 | 1.1 | 0.0 |
| Accommodation..... | 721 | | 12/96 | 143.9 | 146.3 | 148.1 | 4.4 | 1.2 |
| Accommodation..... | 7211 | | 12/96 | 143.9 | 146.3 | 148.1 | 4.4 | 1.2 |
| Hotels (exc casino hotels) and motels..... | 72111 | | 12/03 | 123.5 | 125.8 | 127.7 | 5.5 | 1.5 |
| Hotels and motels, except casino hotels..... | 721110 | | 12/03 | 123.6 | 125.8 | 127.7 | 5.5 | 1.5 |
| Primary services..... | | 721110-P | 12/03 | 125.5 | 127.7 | 129.7 | 5.4 | 1.6 |
| Guestroom rental..... | | 721110-1 | 12/03 | 128.7 | 131.3 | 134.0 | 6.5 | 2.1 |
| Limited service hotels and motels guestroom rental..... | | 721110-101 | 06/93 | 159.7 | 170.3 | 170.8 | 4.8 | 0.3 |
| Full service hotels and motels guestroom rental..... | | 721110-102 | 06/93 | 173.5 | 173.0 | 175.8 | 5.5 | 1.6 |
| Luxury and resort hotels guestroom rental..... | | 721110-103 | 06/93 | 203.9 | 196.3 | 210.3 | 11.3 | 7.1 |
| Hotel and motel food and beverage and related services..... | | 721110-2 | 12/03 | 115.9 | 117.2 | 117.4 | 2.0 | 0.2 |
| Hotel and motel food and nonalcoholic beverage and related services..... | | 721110-201 | 12/03 | 114.5 | 115.1 | 115.3 | 1.3 | 0.2 |
| Hotel and motel alcoholic beverage and related services..... | | 721110-202 | 12/03 | 121.2 | 126.4 | 126.4 | 5.6 | 0.0 |
| Other hotel and motel services..... | | 721110-5 | 12/10 | 103.7 | 104.2 | 104.3 | 2.7 | 0.1 |
| Other receipts..... | | 721110-SM1 | 12/10 | 109.5 | 120.9 | 122.9 | 25.3 | 1.7 |
| Casino hotels..... | 72112 | | 12/03 | 106.6 | 107.9 | 108.2 | 1.5 | 0.3 |
| Casino hotels..... | 721120 | | 12/03 | 106.6 | 107.9 | 108.2 | 1.6 | 0.3 |
| Primary services..... | | 721120-P | 12/03 | 107.8 | 109.2 | 109.5 | 1.5 | 0.3 |
| Casino hotel guestroom rental..... | | 721120-1 | 06/01 | 85.3 | 93.0 | 89.8 | 6.0 | -3.4 |
| Casino hotel food and beverage and related services..... | | 721120-2 | 12/03 | 129.8 | 130.8 | 131.4 | 4.1 | 0.5 |
| Casino hotel food and nonalcoholic beverage and related services..... | | 721120-201 | 12/03 | 125.0 | 125.0 | 125.8 | 2.2 | 0.6 |
| Casino hotel alcoholic beverage and related services..... | | 721120-202 | 12/03 | 145.2 | 149.0 | 149.0 | 8.7 | 0.0 |
| Casino gaming receipts..... | | 721120-5 | 06/01 | 106.2 | 106.7 | 107.3 | 0.7 | 0.6 |
| Other casino hotel services..... | | 721120-6 | 06/11 | 99.3 | 101.4 | 103.4 | 3.4 | 2.0 |
| Other receipts..... | | 721120-SM1 | 06/11 | 103.6 | 102.7 | 103.9 | 3.9 | 1.2 |
| Commercial machinery repair and maintenance..... | 8113 | | 06/06 | 116.9 | 117.2 | 117.3 | 0.9 | 0.1 |
| Commercial machinery repair and maintenance..... | 81131 | | 06/06 | 116.9 | 117.2 | 117.3 | 0.9 | 0.1 |

See footnotes at end of table.

Table 5. Producer price indexes for the net output of selected industries and their products, not seasonally adjusted — Continued

| Industry and product ¹ | Industry code | Product code | Index base | Index | | | Percent change to June 2012 from: | |
|---|---------------|--------------|------------|------------------------|-----------------------|------------------------|-----------------------------------|----------|
| | | | | Feb. 2012 ² | May 2012 ² | June 2012 ² | June 2011 | May 2012 |
| Commercial machinery repair and maintenance. | 811310 | | 06/06 | 116.9 | 117.2 | 117.3 | 0.9 | 0.1 |
| Primary services. | | 811310-P | 06/06 | 118.1 | 118.4 | 118.5 | 1.3 | 0.1 |
| Other receipts. | | 811310-SM | 06/06 | 109.2 | 109.2 | 109.1 | -1.4 | -0.1 |
| Special indexes | | | | | | | | |
| General medical and surgical hospitals by payor type. | 62211A | | | | | | | |
| Medicare patients. | | 62211A-2 | 12/92 | 161.8 | 161.8 | 161.8 | 1.6 | 0.0 |
| Medicaid patients. | | 62211A-4 | 12/92 | 141.8 | 141.8 | 141.8 | 1.3 | 0.0 |
| All other patients. | | 62211A-6 | 12/92 | 211.9 | 212.7 | 212.9 | 3.4 | 0.1 |
| Premiums for property and casualty insurance ³ | 924126 | | 06/98 | 134.6 | 134.9 | 135.1 | 2.5 | 0.1 |
| Primary services. | | 924126-P | 06/98 | 134.7 | 135.0 | 135.3 | 2.5 | 0.2 |
| Premiums for private passenger auto insurance. | | 924126-1 | 06/98 | 142.3 | 142.9 | 143.5 | 3.7 | 0.4 |
| Premiums for homeowner's insurance. | | 924126-2 | 06/98 | 179.5 | 180.1 | 180.6 | 3.4 | 0.3 |
| Premiums for commercial auto insurance. | | 924126-3 | 06/98 | 109.6 | 109.6 | 109.4 | -0.5 | -0.2 |
| Premiums for non-auto liability insurance. | | 924126-4 | 06/98 | 114.2 | 114.4 | 114.4 | 0.4 | 0.0 |
| Premiums for medical malpractice insurance. | | 924126-402 | 06/98 | 121.4 | 120.4 | 120.4 | -1.5 | 0.0 |
| Premiums for product and other non-auto liability insurance. | | 924126-403 | 06/98 | 112.2 | 112.7 | 112.7 | 0.9 | 0.0 |
| Premiums for commercial multiple peril insurance. | | 924126-5 | 06/98 | 115.7 | 115.8 | 114.9 | 0.0 | -0.8 |
| Premiums for worker's compensation insurance. | | 924126-6 | 06/98 | 110.5 | 110.1 | 110.2 | -0.5 | 0.1 |
| Premiums for other property and casualty insurance. | | 924126-7 | 12/03 | 114.9 | 115.1 | 115.2 | 2.4 | 0.1 |

1 Industry and product class indexes may include products not shown separately.

2 The indexes for February 2012 have been recalculated to incorporate late reports and corrections by respondents. All indexes are subject to revision 4 months after original publication.

3 The special index for 924126, in which prices reflect premiums only, contrasts with the index shown elsewhere in this table for NAICS 524126, where prices reflect premiums plus the amount of investment income earned on the invested portion of the premium.

"-" Data not available.

n.e.c. = Not elsewhere classified.

NOTE: NAICS replaced the SIC system beginning with the release of PPI data for January 2004. See <http://www.bls.gov/ppi/ppinaics.htm> for details.

NOTE: Titles of some industries and products are not shown in this table because they fail to meet our publication criteria.

Table 6. Producer price indexes and percent changes for commodity and service groupings and individual items, not seasonally adjusted
 [1982=100 unless otherwise indicated]

| Commodity | Commodity code | Other index base | Index | | | Percent change to June 2012 from: | |
|--|----------------|------------------|------------------------|-----------------------|------------------------|-----------------------------------|----------|
| | | | Feb. 2012 ¹ | May 2012 ¹ | June 2012 ¹ | June 2011 | May 2012 |
| Goods | | | | | | | |
| All commodities..... | | | 201.6 | 202.3 | 200.4 | -1.7 | -0.9 |
| Industrial commodities..... | | | 202.4 | 203.0 | 200.7 | -2.1 | -1.1 |
| Farm products, processed foods and feeds..... | | | 195.5 | 196.9 | 197.1 | 0.5 | 0.1 |
| Farm products..... | 01 | | 185.7 | 185.9 | 184.9 | -4.0 | -0.5 |
| Fruits & melons, fresh/dry vegs. & nuts..... | 011 | | 149.2 | 152.3 | 155.6 | -6.2 | 2.2 |
| Fresh fruits and melons..... | 0111 | | 116.1 | 111.2 | 114.7 | -2.6 | 3.1 |
| Citrus fruits..... | 0111-01 | | 141.3 | 175.1 | 189.6 | 10.6 | 8.3 |
| Grapefruits..... | 0111-0101 | | 196.5 | 318.2 | 342.8 | 28.8 | 7.7 |
| Lemons..... | 0111-0104 | | 224.2 | 255.4 | 261.6 | 21.1 | 2.4 |
| Valencia oranges..... | 0111-0105 | | 110.9 | 107.2 | 123.0 | 6.8 | 14.7 |
| Navel oranges..... | 0111-0106 | | 99.8 | 155.4 | 159.5 | 7.7 | 2.6 |
| Tangerines..... | 0111-0108 | 12/91 | 121.5 | - | - | - | - |
| Tangelos..... | 0111-0109 | 12/91 | 196.4 | - | - | - | - |
| Other fruits and berries..... | 0111-02 | | 116.4 | 106.7 | 109.1 | -7.0 | 2.2 |
| Plums and fresh prunes..... | 0111-0201 | 12/91 | - | - | 288.1 | 6.9 | - |
| Nectarines..... | 0111-0202 | 12/91 | - | - | 110.6 | 9.2 | - |
| Cherries..... | 0111-0203 | 12/91 | - | - | 69.5 | -64.6 | - |
| Sweet cherries..... | 0111-02031 | 12/11 | - | - | 42.3 | - | - |
| Apricots..... | 0111-0204 | 12/91 | - | - | 168.9 | 28.3 | - |
| Pineapples..... | 0111-0207 | 12/91 | 100.1 | - | - | - | - |
| Granny Smith apples..... | 0111-0208 | 12/91 | 127.3 | 127.3 | 128.7 | 10.6 | 1.1 |
| Rome apples..... | 0111-0209 | 12/91 | 147.7 | - | - | - | - |
| Golden delicious apples..... | 0111-0211 | 12/91 | 145.4 | 140.8 | - | - | - |
| Red delicious apples..... | 0111-0215 | | 199.1 | 191.8 | 201.9 | 10.8 | 5.3 |
| McIntosh apples..... | 0111-0216 | | 166.4 | 164.3 | 200.4 | - | 22.0 |
| Peaches..... | 0111-0219 | | - | - | 176.8 | 12.6 | - |
| Pears..... | 0111-0221 | | 92.6 | 86.9 | 98.4 | - | 13.2 |
| Strawberries..... | 0111-0222 | | 170.4 | 122.8 | 112.1 | 0.0 | -8.7 |
| Raspberries..... | 0111-0224 | 12/91 | 41.8 | 31.8 | 25.4 | 3.7 | -20.1 |
| Blackberries..... | 0111-0225 | 12/91 | - | - | 44.8 | 15.5 | - |
| Blueberries..... | 0111-0227 | 12/91 | - | 31.2 | 20.1 | -2.0 | -35.6 |
| Grapes..... | 0111-0228 | | 117.9 | 117.9 | 129.3 | 2.1 | 9.7 |
| Table grapes..... | 0111-02281 | 12/11 | - | - | 140.3 | - | - |
| Wine grapes..... | 0111-02283 | 12/11 | 100.0 | 100.0 | 100.0 | - | 0.0 |
| Melons..... | 0111-03 | 12/91 | 135.1 | 109.3 | 105.9 | 22.4 | -3.1 |
| Cantaloupes..... | 0111-0301 | | 137.1 | 159.2 | 150.7 | 93.2 | -5.3 |
| Honeydews..... | 0111-0302 | 12/91 | - | - | 127.1 | -0.7 | - |
| Watermelons..... | 0111-0303 | 12/91 | - | 158.8 | 150.3 | 3.9 | -5.4 |
| Fresh and dry vegetables..... | 0113 | | 148.6 | 161.9 | 165.3 | -11.1 | 2.1 |
| Dry vegetables..... | 0113-01 | | 242.6 | 239.9 | 242.6 | 40.3 | 1.1 |
| Dry pea beans..... | 0113-0101 | | 274.7 | 249.0 | 246.1 | 21.2 | -1.2 |
| Dry pinto beans..... | 0113-0102 | 12/91 | 544.8 | 537.8 | 537.8 | 66.7 | 0.0 |
| Dry great northern beans..... | 0113-0103 | 12/91 | 461.0 | 461.0 | 477.4 | 24.3 | 3.6 |
| Dry pink beans..... | 0113-0104 | 12/91 | 466.8 | 475.7 | 475.7 | 50.0 | 0.0 |
| Dry peas..... | 0113-0105 | 12/91 | 244.9 | 263.5 | 276.7 | 37.3 | 5.0 |
| Dry lentils..... | 0113-0106 | 12/91 | 221.7 | 218.0 | 221.7 | -15.7 | 1.7 |
| Dry kidney beans..... | 0113-0107 | 12/11 | 102.2 | 102.0 | 102.0 | - | 0.0 |
| Dry small red beans..... | 0113-0108 | 12/11 | 100.0 | - | - | - | - |
| Dry garbanzo beans..... | 0113-0109 | 12/11 | 101.1 | 89.1 | 89.1 | - | 0.0 |
| Fresh vegetables, except potatoes..... | 0113-02 | | 129.5 | 144.2 | 156.2 | -10.3 | 8.3 |
| Cabbage..... | 0113-0211 | | 170.5 | 185.9 | 196.8 | -20.0 | 5.9 |
| Carrots..... | 0113-0212 | | 189.0 | 182.6 | 182.4 | -17.2 | -0.1 |
| Celery..... | 0113-0213 | | 196.0 | 220.0 | 159.6 | -34.5 | -27.5 |
| Sweet corn..... | 0113-0214 | | 120.9 | 98.7 | 104.7 | -15.1 | 6.1 |
| Lettuce..... | 0113-0215 | | 121.9 | 166.1 | 171.9 | 62.3 | 3.5 |
| Dry onions..... | 0113-0216 | | 86.0 | 155.8 | 141.7 | -27.2 | -9.1 |
| Tomatoes..... | 0113-0217 | | 130.2 | 134.9 | 148.1 | -19.6 | 9.8 |
| Snap beans..... | 0113-0218 | | 372.5 | 226.6 | 221.9 | -26.7 | -2.1 |
| Asparagus..... | 0113-0221 | 12/91 | - | 249.7 | 265.1 | 18.9 | 6.2 |
| Broccoli..... | 0113-0222 | 12/91 | 93.9 | 126.6 | 200.6 | -28.7 | 58.5 |
| Cauliflower..... | 0113-0223 | 12/91 | 44.6 | 50.6 | 60.1 | -29.8 | 18.8 |
| Spinach..... | 0113-0224 | 12/91 | 277.3 | 272.9 | 365.9 | -19.7 | 34.1 |
| Greens..... | 0113-0225 | 12/91 | 159.2 | 161.8 | 163.1 | 0.4 | 0.8 |
| Endive..... | 0113-0226 | 12/91 | 544.1 | 580.0 | 622.0 | 7.2 | 7.2 |
| Green peppers..... | 0113-0228 | 12/91 | 230.1 | 286.1 | 373.8 | 29.5 | 30.7 |

See footnotes at end of table.

Table 6. Producer price indexes and percent changes for commodity and service groupings and individual items, not seasonally adjusted — Continued
 [1982=100 unless otherwise indicated]

| Commodity | Commodity code | Other index base | Index | | | Percent change to June 2012 from: | |
|-----------------------------------|----------------|------------------|------------------------|-----------------------|------------------------|-----------------------------------|----------|
| | | | Feb. 2012 ¹ | May 2012 ¹ | June 2012 ¹ | June 2011 | May 2012 |
| Eggplant..... | 0113-0229 | 12/91 | 299.1 | 201.8 | 240.1 | 11.1 | 19.0 |
| Squash..... | 0113-0231 | 12/91 | 206.1 | 173.3 | 166.2 | -11.2 | -4.1 |
| Beets..... | 0113-0232 | 12/91 | 104.7 | 146.9 | 166.2 | -4.3 | 13.1 |
| Cucumbers..... | 0113-0234 | 12/91 | 211.2 | 277.8 | 251.4 | 6.7 | -9.5 |
| Artichokes..... | 0113-0235 | 12/11 | 116.1 | 63.5 | 67.0 | — | 5.5 |
| Sweet potatoes..... | 0113-03 | | 114.5 | 114.6 | 114.6 | -8.8 | 0.0 |
| Sweet potatoes..... | 0113-0301 | 12/91 | 74.0 | 74.1 | 74.1 | -8.9 | 0.0 |
| Potatoes..... | 0113-06 | 12/11 | 99.4 | 107.6 | 94.7 | — | -12.0 |
| Long white potatoes..... | 0113-0601 | 12/91 | — | 168.4 | 120.3 | -32.7 | -28.6 |
| Round white potatoes..... | 0113-0602 | 12/91 | 260.5 | 231.0 | — | — | — |
| Russet potatoes..... | 0113-0603 | 12/91 | 149.8 | 166.4 | 146.7 | -26.0 | -11.8 |
| Round red potatoes..... | 0113-0604 | 12/91 | 189.3 | 148.7 | 135.2 | -15.8 | -9.1 |
| Tree nuts..... | 0119 | | 1,092.7 | 1,080.6 | 1,080.6 | 4.5 | 0.0 |
| Tree nuts..... | 0119-01 | | 1,092.7 | 1,080.6 | 1,080.6 | 4.5 | 0.0 |
| Pecans..... | 0119-0101 | | 956.4 | 882.8 | 882.8 | 16.1 | 0.0 |
| Almonds..... | 0119-0102 | 12/91 | 244.1 | 244.1 | 244.1 | 4.4 | 0.0 |
| Filberts..... | 0119-0103 | 12/91 | 276.7 | 276.7 | 276.7 | 4.8 | 0.0 |
| Walnuts..... | 0119-0104 | 12/91 | 320.1 | 320.1 | 320.1 | 13.0 | 0.0 |
| Grains..... | 012 | | 241.6 | 234.1 | 232.8 | -17.4 | -0.6 |
| Wheat..... | 0121 | | 193.3 | 183.7 | 186.4 | -20.8 | 1.5 |
| Wheat..... | 0121-01 | | 193.3 | 183.7 | 186.4 | -20.8 | 1.5 |
| Hard red winter wheat..... | 0121-0101 | | 175.7 | 166.4 | 169.7 | -19.0 | 2.0 |
| Hard red spring wheat..... | 0121-0102 | | 232.2 | 225.0 | 227.1 | -28.9 | 0.9 |
| Soft white wheat..... | 0121-0103 | | 170.2 | 160.8 | 159.4 | -13.1 | -0.9 |
| Soft red winter wheat..... | 0121-0104 | | 195.3 | 181.2 | 184.6 | -20.2 | 1.9 |
| Hard amber durum wheat..... | 0121-0105 | 12/84 | 277.0 | 270.8 | 279.8 | 0.8 | 3.3 |
| Other grains..... | 0122 | | 261.7 | 254.3 | 251.7 | -17.4 | -1.0 |
| Barley..... | 0122-01 | | 290.4 | 291.6 | 285.9 | -5.2 | -2.0 |
| Barley..... | 0122-0101 | | 290.4 | 291.6 | 285.9 | -5.2 | -2.0 |
| Corn..... | 0122-02 | | 256.8 | 249.7 | 247.6 | -17.9 | -0.8 |
| Corn..... | 0122-0205 | | 256.8 | 249.7 | 247.6 | -17.9 | -0.8 |
| Oats..... | 0122-03 | | 182.1 | 191.4 | 182.9 | -6.9 | -4.4 |
| Oats..... | 0122-0311 | | 182.1 | 191.4 | 182.9 | -6.9 | -4.4 |
| Sorghum..... | 0122-05 | 12/91 | 255.3 | 241.4 | 228.6 | -17.1 | -5.3 |
| Sorghum..... | 0122-0501 | 12/91 | 255.3 | 241.4 | 228.6 | -17.1 | -5.3 |
| Rough rice..... | 0123 | 12/91 | 109.2 | 108.4 | 109.2 | 16.9 | 0.7 |
| Rough rice..... | 0123-01 | 12/91 | 109.2 | 108.4 | 109.2 | 16.9 | 0.7 |
| Rough rice..... | 0123-0103 | 12/04 | 185.7 | 184.4 | 185.7 | 16.9 | 0.7 |
| Slaughter livestock..... | 013 | | 173.8 | 169.4 | 169.5 | 8.7 | 0.1 |
| Slaughter cattle..... | 0131 | | 192.3 | 188.7 | 181.7 | 10.0 | -3.7 |
| Slaughter steers and heifers..... | 0131-01 | | 192.5 | 184.3 | 178.4 | 8.4 | -3.2 |
| Slaughter steers and heifers..... | 0131-0199 | 12/91 | 182.4 | 174.7 | 169.1 | 8.4 | -3.2 |
| Slaughter cows and bulls..... | 0131-02 | | 194.5 | 210.2 | 193.1 | 14.3 | -8.1 |
| Slaughter cows and bulls..... | 0131-0299 | 12/91 | 175.0 | 189.0 | 173.6 | 14.3 | -8.1 |
| Slaughter vealers..... | 0131-03 | | 79.4 | 84.3 | 84.3 | 27.1 | 0.0 |
| Slaughter vealers..... | 0131-0399 | 12/91 | 68.6 | 72.9 | 72.9 | 27.2 | 0.0 |
| Slaughter hogs..... | 0132 | | 107.7 | 103.2 | 117.3 | 4.8 | 13.7 |
| Slaughter barrows and gilts..... | 0132-01 | | 106.7 | 102.5 | 117.0 | 4.7 | 14.1 |
| Slaughter barrows and gilts..... | 0132-0199 | 12/91 | 161.3 | 154.9 | 176.9 | 4.7 | 14.2 |
| Slaughter sows..... | 0132-02 | | 123.6 | 109.0 | 108.5 | -3.7 | -0.5 |
| Slaughter sows..... | 0132-0299 | 12/91 | 214.6 | 189.2 | 188.4 | -3.7 | -0.4 |
| Slaughter lambs..... | 0133 | | 283.6 | 257.2 | 208.5 | -21.4 | -18.9 |
| Slaughter lambs..... | 0133-01 | | 283.6 | 257.2 | 208.5 | -21.4 | -18.9 |
| Slaughter lambs..... | 0133-0199 | 12/91 | 327.1 | 296.6 | 240.5 | -21.4 | -18.9 |
| Slaughter poultry..... | 014 | | 222.1 | 234.9 | 226.2 | 0.3 | -3.7 |
| Slaughter chickens..... | 0141 | | 229.7 | 241.9 | 232.6 | 0.5 | -3.8 |
| Slaughter chickens..... | 0141-02 | | 232.9 | 245.3 | 235.8 | 0.5 | -3.9 |
| Slaughter chickens..... | 0141-0299 | 12/91 | 224.3 | 236.2 | 227.1 | 0.5 | -3.9 |
| Slaughter turkeys..... | 0142 | | 197.4 | 216.0 | 207.9 | 0.8 | -3.8 |
| Slaughter turkeys..... | 0142-01 | | 197.4 | 216.0 | 207.9 | 0.8 | -3.8 |
| Slaughter turkeys..... | 0142-0199 | 12/91 | 179.6 | 196.6 | 189.2 | 0.9 | -3.8 |
| Slaughter ducks..... | 0143 | 12/91 | 241.1 | 241.7 | 241.7 | 2.7 | 0.0 |
| Slaughter ducks..... | 0143-01 | 12/91 | 241.1 | 241.7 | 241.7 | 2.7 | 0.0 |
| Slaughter ducks..... | 0143-0199 | 12/91 | 241.1 | 241.7 | 241.7 | 2.7 | 0.0 |

See footnotes at end of table.

Table 6. Producer price indexes and percent changes for commodity and service groupings and individual items, not seasonally adjusted — Continued
 [1982=100 unless otherwise indicated]

| Commodity | Commodity code | Other index base | Index | | | Percent change to June 2012 from: | |
|--|----------------|------------------|------------------------|-----------------------|------------------------|-----------------------------------|------------|
| | | | Feb. 2012 ¹ | May 2012 ¹ | June 2012 ¹ | June 2011 | May 2012 |
| Raw cotton..... | 015 | | 155.5 | 160.1 | 139.9 | 2.0 | -12.6 |
| Raw cotton..... | 0151 | | 153.9 | 158.4 | 138.4 | 2.1 | -12.6 |
| Raw cotton..... | 0151-01 | | 153.9 | 158.4 | 138.4 | 2.1 | -12.6 |
| Raw cotton..... | 0151-0101 | | 153.9 | 158.4 | 138.4 | 2.1 | -12.6 |
| Raw milk..... | 016 | | 132.3 | 122.6 | 120.4 | -24.0 | -1.8 |
| Raw milk..... | 0161 | | 132.9 | 123.1 | 120.8 | -24.1 | -1.9 |
| Raw milk..... | 0161-01 | | 132.9 | 123.1 | 120.8 | -24.1 | -1.9 |
| Raw milk..... | 0161-0102 | | 132.9 | 123.1 | 120.8 | -24.1 | -1.9 |
| Chicken eggs..... | 017 | | 139.6 | 127.0 | 145.0 | 1.1 | 14.2 |
| Chicken eggs..... | 0171 | | 139.6 | 127.0 | 145.0 | 1.1 | 14.2 |
| Eggs for fresh use..... | 0171-07 | 12/91 | 123.2 | 108.1 | 126.1 | 2.9 | 16.7 |
| Eggs, jumbo..... | 0171-0701 | 12/84 | 129.1 | 123.1 | 137.2 | -6.3 | 11.5 |
| Eggs, extra large..... | 0171-0702 | 12/84 | 140.1 | 130.6 | 150.4 | 3.2 | 15.2 |
| Eggs, large..... | 0171-0703 | | 152.6 | 128.5 | 155.9 | 4.4 | 21.3 |
| Eggs, medium..... | 0171-0704 | 12/84 | 127.0 | 122.1 | 122.1 | -2.1 | 0.0 |
| Eggs, small..... | 0171-0705 | 12/84 | 125.0 | 117.3 | 117.3 | -9.6 | 0.0 |
| Breaker stock and checks and undergrades..... | 0171-08 | 12/91 | 112.1 | 112.1 | 120.9 | -4.4 | 7.9 |
| Breaker stock..... | 0171-0801 | 12/91 | 112.2 | 110.3 | 119.9 | -10.0 | 8.7 |
| Checks and undergrades..... | 0171-0802 | 12/91 | 114.4 | 134.0 | 135.7 | 58.9 | 1.3 |
| Hay, hayseeds, and oilseeds..... | 018 | | 259.6 | 287.4 | 288.6 | 8.1 | 0.4 |
| Alfalfa hay..... | 0181 | | 365.3 | 396.6 | 370.8 | 11.7 | -6.5 |
| Alfalfa hay..... | 0181-01 | | 365.3 | 396.6 | 370.8 | 11.7 | -6.5 |
| Alfalfa hay..... | 0181-0101 | | 365.3 | 396.6 | 370.8 | 11.7 | -6.5 |
| Oilseeds..... | 0183 | | 237.2 | 263.7 | 268.8 | 7.0 | 1.9 |
| Oilseeds..... | 0183-01 | | 237.2 | 263.7 | 268.8 | 7.0 | 1.9 |
| Peanuts..... | 0183-0111 | | 163.3 | 152.9 | 163.2 | 48.2 | 6.7 |
| Cottonseed..... | 0183-0121 | | 348.4 | - | - | - | - |
| Soybeans..... | 0183-0131 | | 214.3 | 240.7 | 245.1 | 5.1 | 1.8 |
| Flaxseed..... | 0183-0151 | 12/91 | 267.3 | 283.3 | 263.2 | -15.0 | -7.1 |
| Sunflower..... | 0183-0161 | 12/91 | 282.9 | 258.1 | 264.8 | -4.8 | 2.6 |
| Canola..... | 0183-0171 | 12/11 | 107.8 | 121.7 | 120.9 | - | -0.7 |
| Processed foods and feeds..... | 02 | | 200.9 | 202.8 | 203.5 | 2.9 | 0.3 |
| Cereal and bakery products..... | 021 | | 243.2 | 243.6 | 243.5 | 2.7 | 0.0 |
| Bakery products..... | 0211 | | 260.7 | 260.2 | 261.1 | 3.5 | 0.3 |
| Bread (white, wheat, rye, etc.), including frozen..... | 0211-02 | 06/06 | 126.0 | 126.7 | 127.1 | 2.3 | 0.3 |
| Bread (white, wheat, rye, etc.), including frozen..... | 0211-0201 | 06/06 | 126.0 | 126.7 | 127.1 | 2.3 | 0.3 |
| White pan bread..... | 0211-020111 | 12/11 | 100.2 | 99.3 | 100.2 | - | 0.9 |
| White hearth bread (French, Italian, etc.)..... | 0211-020112 | 12/11 | 101.8 | 103.3 | 103.7 | - | 0.4 |
| Dark wheat breads (whole wheat, cracked wheat, multigrain, etc.)..... | 0211-020113 | 12/11 | 98.9 | 101.1 | 100.4 | - | -0.7 |
| Other variety breads (rye, unleavened, muffin, bagel, croissant)..... | 0211-020114 | 12/11 | 99.7 | 101.4 | 100.8 | - | -0.6 |
| Breads made in retail bakeries..... | 0211-020115 | 12/11 | 100.2 | 100.7 | 101.3 | - | 0.6 |
| Rolls (bread-type), muffins, bagels, and croissants..... | 0211-05 | | 264.3 | 262.3 | 263.6 | 1.8 | 0.5 |
| Rolls (bread-type), muffins, bagels, and croissants..... | 0211-0505 | 06/06 | 129.0 | 128.0 | 128.6 | 1.8 | 0.5 |
| Rolls, hamburger and wiener..... | 0211-050501 | 12/11 | 100.7 | 99.8 | 100.3 | - | 0.5 |
| All other rolls, bread-type (incl. muffins, bagels, & croissants)..... | 0211-050502 | 12/11 | 101.6 | 101.0 | 101.5 | - | 0.5 |
| Other sweet goods, excluding frozen..... | 0211-07 | | 254.4 | 250.2 | 252.9 | 6.0 | 1.1 |
| Other sweet goods, excluding frozen, made in commercial bakeries..... | 0211-0703 | 06/99 | 158.1 | 155.5 | 157.2 | 6.0 | 1.1 |
| Soft cakes, excluding frozen..... | 0211-08 | | 292.8 | 291.2 | 291.3 | 9.1 | 0.0 |
| Soft cakes, excluding frozen, made in commercial bakeries..... | 0211-0803 | 06/99 | 150.2 | 149.4 | 149.4 | 9.1 | 0.0 |
| Pies (fruit, cream, and custard), excluding frozen..... | 0211-09 | | 343.7 | 329.8 | 336.8 | 16.8 | 2.1 |
| Pies (fruit, cream, and custard), excluding frozen, made in commercial bakeries..... | 0211-0903 | 06/99 | 173.0 | 166.1 | 169.6 | 16.8 | 2.1 |
| Cookies, crackers, and related products..... | 0211-21 | | 232.3 | 232.8 | 233.0 | 2.9 | 0.1 |
| Cookies, wafers, and ice cream cones and cups (excluding frozen)..... | 0211-2103 | 06/83 | 212.7 | 212.9 | 212.9 | 4.0 | 0.0 |
| Crackers, biscuits, and related products..... | 0211-2104 | 06/83 | 244.7 | 245.7 | 246.4 | 1.4 | 0.3 |
| Flour and flour base mixes and doughs..... | 0212 | | 204.1 | 203.3 | 203.2 | -1.7 | 0.0 |
| Wheat flour..... | 0212-03 | | 221.6 | 219.3 | 219.4 | -2.4 | 0.0 |
| Wheat flour..... | 0212-0301 | 06/83 | 216.4 | 214.1 | 214.2 | -2.4 | 0.0 |
| Flour base mixes and doughs..... | 0212-04 | | 190.7 | 191.0 | 190.9 | -0.3 | -0.1 |
| Flour base mixes and doughs..... | 0212-0401 | 06/83 | 200.4 | 200.8 | 200.6 | -0.3 | -0.1 |
| Prepared flour mixes, including refrigerated and frozen doughs and batters, made in flour mills..... | 0212-04011 | 12/11 | 100.0 | 99.9 | 99.9 | - | 0.0 |

See footnotes at end of table.

Table 6. Producer price indexes and percent changes for commodity and service groupings and individual items, not seasonally adjusted — Continued
 [1982=100 unless otherwise indicated]

| Commodity | Commodity code | Other index base | Index | | | Percent change to June 2012 from: | |
|---|----------------|------------------|------------------------|-----------------------|------------------------|-----------------------------------|----------|
| | | | Feb. 2012 ¹ | May 2012 ¹ | June 2012 ¹ | June 2011 | May 2012 |
| Cake mixes, including gingerbread, made from purchased flour..... | 0212-04012 | 12/11 | 100.5 | 100.5 | 100.5 | - | 0.0 |
| Flour mixes, excluding cake mixes, made from purchased flour..... | 0212-04013 | 12/11 | 99.8 | 100.1 | 100.0 | - | -0.1 |
| Milled rice and byproducts..... | 0213 | | 202.8 | 200.7 | 200.2 | 4.8 | -0.2 |
| Head rice..... | 0213-01 | | 210.4 | 205.8 | 205.2 | 1.6 | -0.3 |
| Head rice..... | 0213-0106 | 06/03 | 203.7 | 199.3 | 198.7 | 1.6 | -0.3 |
| Milled rice (incl second heads, screenings, brewers, bran, sharps, rice flour, and byproducts)..... | 0213-02 | 06/84 | 138.6 | 153.7 | 154.2 | 32.5 | 0.3 |
| Milled rice (incl second heads, screenings, brewers, bran, sharps, rice flour, and byproducts)..... | 0213-0201 | 06/84 | 138.6 | 153.7 | 154.2 | 32.5 | 0.3 |
| Other cereals..... | 0214 | | 233.7 | 237.7 | 235.5 | 3.7 | -0.9 |
| Dry macaroni, spaghetti, and egg noodle products, made from purchased flour..... | 0214-02 | 06/85 | 207.3 | 211.7 | 204.7 | 11.4 | -3.3 |
| Dry macaroni, spaghetti, and egg noodle products, made from purchased flour..... | 0214-0203 | 12/02 | 170.6 | 174.2 | 168.5 | 11.4 | -3.3 |
| Dry macaroni, spaghetti, and egg noodle products, made from purchased flour..... | 0214-020303 | 06/09 | 115.0 | 117.4 | 113.5 | 12.6 | -3.3 |
| Other cereals except pasta products..... | 0214-09 | 06/85 | 222.1 | 225.7 | 224.5 | 2.4 | -0.5 |
| Manufactured starch..... | 0214-0907 | 06/85 | 241.0 | 258.8 | 255.3 | 11.9 | -1.4 |
| Wheat mill products, corn mill products, and other grain mill products except flour..... | 0214-0908 | 06/98 | 209.7 | 211.6 | 208.8 | -5.8 | -1.3 |
| Breakfast cereal..... | 0214-0909 | 12/11 | 100.4 | 100.7 | 100.6 | - | -0.1 |
| Meats, poultry, and fish..... | 022 | | 177.3 | 179.9 | 181.6 | 8.4 | 0.9 |
| Meats..... | 0221 | | 174.1 | 176.6 | 179.4 | 7.4 | 1.6 |
| Beef and veal products, fresh or frozen..... | 0221-01 | | 189.9 | 200.7 | 206.1 | 18.6 | 2.7 |
| Beef, fresh/frozen variety meats/other meats, slaughtering..... | 0221-0126 | 06/08 | 134.1 | 142.3 | 142.4 | 7.5 | 0.1 |
| Veal, fresh or frozen, not canned or sausage, misp..... | 0221-0129 | 12/88 | 122.6 | 122.0 | 122.1 | 15.4 | 0.1 |
| Beef fresh/frozen whole, half carcass not canned or made into sausage, misp..... | 0221-0131 | 06/08 | 124.1 | 123.1 | 124.2 | - | 0.9 |
| Beef, fresh/frozen, primal and subprimal cut, slaughtering..... | 0221-0133 | 12/95 | 165.1 | 175.6 | 180.9 | 24.1 | 3.0 |
| Lamb or mutton, fresh or frozen, made in slaughtering plants..... | 0221-03 | | 332.4 | 290.7 | - | - | - |
| Lamb or mutton, fresh or frozen, made in slaughtering plants..... | 0221-0321 | 12/88 | 265.9 | 232.6 | - | - | - |
| Pork products, fresh, frozen, or processed, except sausage..... | 0221-04 | | 153.8 | 145.9 | 148.3 | -6.6 | 1.6 |
| Pork, fresh/frozen, unprocessed., all cuts, except sausage..... | 0221-0444 | 06/01 | 117.3 | 109.3 | 112.5 | -8.5 | 2.9 |
| Pork, processed or cured, not canned or made into sausage..... | 0221-0447 | 06/01 | 132.7 | 129.6 | 129.1 | -3.3 | -0.4 |
| Other meats, fresh, frozen, or canned..... | 0221-05 | | 161.7 | 163.4 | 163.5 | 4.3 | 0.1 |
| Fresh/processed sausage, deli & cooked meats, etc..... | 0221-0503 | 06/01 | 140.0 | 139.2 | 139.0 | 2.7 | -0.1 |
| Boxed meat (beef, pork, lamb, etc.), made from purchased carcasses..... | 0221-0504 | 06/08 | 119.2 | 121.8 | 121.8 | 8.1 | 0.0 |
| Canned meats, excluding dog, cat, and baby food..... | 0221-0579 | 12/88 | 157.7 | 160.1 | 160.4 | -1.2 | 0.2 |
| Frozen ground meat patties, portion control meats and other meat products..... | 0221-0586 | 12/01 | 121.2 | 123.9 | 124.3 | 6.9 | 0.3 |
| Frozen ground meat patties, made from purchased carcasses..... | 0221-05863 | 06/08 | 129.3 | 133.4 | 131.2 | 1.5 | -1.6 |
| Processed poultry..... | 0222 | | 153.7 | 157.8 | 158.4 | 13.1 | 0.4 |
| Young chickens, including bulk, chilled, frozen, whole, and in parts..... | 0222-03 | | 162.8 | 168.3 | 167.1 | 17.0 | -0.7 |
| Young chickens, including bulk, chilled, frozen, whole, and in parts..... | 0222-0333 | 12/90 | 160.8 | 166.3 | 165.1 | 17.0 | -0.7 |
| Turkeys, including frozen, whole, and parts..... | 0222-06 | | 146.7 | 147.0 | 144.9 | -2.2 | -1.4 |
| Turkeys, including frozen, whole, and parts..... | 0222-0611 | 12/90 | 145.6 | 146.0 | 143.8 | -2.2 | -1.5 |
| Canned, cooked, smoked or prepared poultry..... | 0222-08 | | 139.6 | 142.8 | 148.7 | 12.6 | 4.1 |
| Canned, cooked, smoked or prepared poultry..... | 0222-0811 | 12/90 | 114.7 | 117.4 | 122.2 | 12.5 | 4.1 |
| Unprocessed and packaged fish..... | 0223 | | 294.0 | 288.7 | 283.1 | 0.7 | -1.9 |
| Unprocessed finfish..... | 0223-01 | | 397.4 | 346.9 | 337.1 | 2.6 | -2.8 |
| Haddock..... | 0223-0101 | | 274.8 | 259.3 | 253.8 | 32.6 | -2.1 |
| Halibut..... | 0223-0102 | | - | 392.1 | 562.9 | - | 43.6 |
| Salmon..... | 0223-0103 | | 304.4 | - | - | - | - |
| Flounder..... | 0223-0131 | 12/91 | 97.3 | 131.8 | 123.5 | 52.8 | -6.3 |
| Cod..... | 0223-0132 | 12/91 | 197.5 | 193.2 | 154.4 | -0.7 | -20.1 |
| Pollock..... | 0223-0133 | 12/91 | 84.0 | 54.7 | 59.1 | 15.7 | 8.0 |
| Other finfish..... | 0223-0199 | 12/91 | 260.1 | 268.5 | 320.7 | 7.2 | 19.4 |
| Canned seafood (including soups, stews, and chowders)..... | 0223-04 | | 143.0 | 145.7 | 146.1 | 10.3 | 0.3 |
| Canned seafood (including soups, stews, and chowders)..... | 0223-0429 | 12/84 | 162.0 | 165.1 | 165.6 | 10.3 | 0.3 |
| Unprocessed shellfish..... | 0223-05 | 12/91 | 176.7 | 166.6 | 159.2 | -4.3 | -4.4 |
| Shrimp..... | 0223-0501 | 12/91 | 108.0 | 104.9 | 90.5 | -17.1 | -13.7 |
| Crabs..... | 0223-0502 | 12/91 | 231.5 | 207.4 | 202.4 | 23.3 | -2.4 |
| Lobsters..... | 0223-0503 | 12/91 | 134.5 | 129.8 | 125.8 | -6.6 | -3.1 |
| Clams..... | 0223-0504 | 12/91 | 188.9 | 188.9 | 188.9 | 6.8 | 0.0 |
| Other shellfish..... | 0223-0599 | 12/91 | 178.4 | 165.8 | 166.2 | 2.7 | 0.2 |

See footnotes at end of table.

Table 6. Producer price indexes and percent changes for commodity and service groupings and individual items, not seasonally adjusted — Continued
 [1982=100 unless otherwise indicated]

| Commodity | Commodity code | Other index base | Index | | | Percent change to June 2012 from: | |
|--|----------------|------------------|------------------------|-----------------------|------------------------|-----------------------------------|----------|
| | | | Feb. 2012 ¹ | May 2012 ¹ | June 2012 ¹ | June 2011 | May 2012 |
| Fresh and frozen processed seafood..... | 0223-06 | 12/11 | 98.4 | 99.3 | 97.7 | — | -1.6 |
| Prepared fresh fish/seafood, inc. surimi/surimi-based products..... | 0223-0601 | 12/11 | 99.5 | 102.5 | 99.9 | — | -2.5 |
| Prepared frozen fish..... | 0223-0602 | 12/11 | 97.7 | 97.1 | 95.9 | — | -1.2 |
| Prepared frozen shellfish..... | 0223-0603 | 12/11 | 98.2 | 96.7 | 95.2 | — | -1.6 |
| Other prepared fresh and frozen seafood..... | 0223-0604 | 12/11 | 98.6 | 103.1 | 101.7 | — | -1.4 |
| Dairy products..... | 023 | | 189.4 | 185.1 | 183.8 | -8.4 | -0.7 |
| Fluid milk products..... | 0231 | | 214.2 | 208.8 | 207.7 | -9.8 | -0.5 |
| Packaged fluid milk and related products..... | 0231-03 | 12/82 | 220.3 | 216.2 | 213.9 | -8.5 | -1.1 |
| Fluid whole milk..... | 0231-0301 | | 210.5 | 206.8 | 204.0 | -10.3 | -1.4 |
| Reduced fat and lowfat milk (1/2-2)..... | 0231-0302 | 12/82 | 239.7 | 234.5 | 232.7 | -7.8 | -0.8 |
| Fat free or skim milk..... | 0231-0303 | 12/82 | 239.6 | 238.0 | 236.7 | -5.9 | -0.5 |
| Other fluid milk related products, packaged, incl. cartons, bottles, cans, and dispenser cans..... | 0231-0304 | 12/82 | 201.4 | 196.7 | 193.9 | -7.7 | -1.4 |
| Cottage cheese..... | 0231-04 | 12/82 | 228.2 | 226.3 | 221.5 | -7.4 | -2.1 |
| Cottage cheese..... | 0231-0401 | 12/82 | 228.2 | 226.3 | 221.5 | -7.4 | -2.1 |
| Other milk products..... | 0231-05 | 12/82 | 189.2 | 190.7 | 190.2 | -0.8 | -0.3 |
| Other milk products..... | 0231-0501 | 12/82 | 189.2 | 190.7 | 190.2 | -0.8 | -0.3 |
| Yogurt, excluding frozen..... | 0231-05011 | 12/11 | 100.0 | 101.8 | 101.8 | — | 0.0 |
| Other packaged milk products..... | 0231-05012 | 12/11 | 99.5 | 98.7 | 98.0 | — | -0.7 |
| Bulk fluid milk and cream..... | 0231-06 | 12/91 | 152.5 | 140.9 | 142.5 | -20.2 | 1.1 |
| Bulk fluid milk and cream..... | 0231-0601 | 12/91 | 152.5 | 140.9 | 142.5 | -20.2 | 1.1 |
| Butter..... | 0232 | | 106.4 | 97.3 | 101.6 | -33.6 | 4.4 |
| Butter..... | 0232-01 | | 106.4 | 97.3 | 101.6 | -33.6 | 4.4 |
| Butter..... | 0232-0114 | 06/84 | 106.2 | 97.1 | 101.4 | -33.6 | 4.4 |
| Natural, processed, and imitation cheese..... | 0233 | | 159.8 | 157.5 | 157.4 | -7.0 | -0.1 |
| Natural cheese, except cottage cheese..... | 0233-02 | | 150.7 | 148.9 | 149.5 | -10.3 | 0.4 |
| Natural cheese, except cottage cheese..... | 0233-0212 | 06/88 | 165.3 | 163.3 | 164.0 | -10.2 | 0.4 |
| Natural cheese, except lowfat, shipped in consumer packages or containers (3 lbs or less)..... | 0233-02121 | 12/07 | 113.9 | 111.1 | 109.5 | -1.1 | -1.4 |
| Natural cheese, except lowfat, shipped in packages or containers (more than 3 lbs.) or in bulk..... | 0233-02122 | 12/07 | 80.4 | 79.5 | 80.5 | -14.3 | 1.3 |
| Lowfat natural cheese, except cottage cheese, shipped in consumer packages (3 lbs. or less)..... | 0233-02123 | 06/10 | 105.9 | 106.3 | 104.3 | -10.4 | -1.9 |
| Lowfat natural cheese, except cottage cheese, shipped in packages (more than 3 lbs.) or in bulk..... | 0233-02124 | 06/10 | 107.8 | 110.4 | 113.8 | -17.8 | 3.1 |
| Process cheese and related products..... | 0233-03 | | 159.2 | 156.1 | 153.5 | -0.4 | -1.7 |
| Process cheese and related products..... | 0233-0312 | 06/88 | 169.2 | 165.9 | 163.2 | -0.4 | -1.6 |
| Process cheese, shipped in consumer packages or containers (3 lbs. or less)..... | 0233-03121 | 06/10 | 109.7 | 108.7 | 108.7 | 2.4 | 0.0 |
| All other process cheese and related products..... | 0233-03122 | 06/10 | 118.7 | 115.8 | 113.0 | -2.0 | -2.4 |
| Cheese substitutes and imitations..... | 0233-04 | 06/88 | 281.8 | 281.8 | 282.3 | 9.5 | 0.2 |
| Cheese substitutes and imitations..... | 0233-0401 | 06/88 | 281.8 | 281.8 | 282.3 | 9.5 | 0.2 |
| Liquid raw whey..... | 0233-07 | 12/04 | 320.1 | 276.8 | 259.1 | 28.3 | -6.4 |
| Liquid raw whey..... | 0233-0701 | 12/04 | 320.1 | 276.8 | 259.1 | 28.3 | -6.4 |
| Ice cream and frozen desserts..... | 0234 | | 215.5 | 215.6 | 216.0 | 5.8 | 0.2 |
| Ice cream and frozen desserts..... | 0234-02 | 06/83 | 212.6 | 212.7 | 213.1 | 5.8 | 0.2 |
| Ice cream and frozen desserts..... | 0234-0201 | 06/83 | 212.6 | 212.7 | 213.1 | 5.8 | 0.2 |
| Dry, condensed, and evaporated milk products..... | 0235 | | 202.1 | 193.6 | 183.9 | -11.8 | -5.0 |
| Dry milk products, including feed grade..... | 0235-02 | 12/83 | 184.0 | 175.6 | 162.5 | -13.8 | -7.5 |
| Dry milk products, including feed grade..... | 0235-0201 | 12/83 | 184.0 | 175.6 | 162.5 | -13.8 | -7.5 |
| Liquid milk products..... | 0235-03 | 12/83 | 223.5 | 214.7 | 209.5 | -10.8 | -2.4 |
| Consumer-type canned milk products..... | 0235-0301 | 12/83 | 246.0 | 243.8 | 241.0 | -3.3 | -1.1 |
| Bulk liquid milk products, including feed grade..... | 0235-0303 | 12/83 | 183.5 | 163.2 | 153.8 | -27.0 | -5.8 |
| Ice cream mixes and related products..... | 0235-05 | 06/02 | 157.1 | 151.5 | 150.0 | -4.9 | -1.0 |
| Ice cream mixes and related products..... | 0235-0502 | 06/02 | 157.1 | 151.5 | 150.0 | -4.9 | -1.0 |
| Processed fruits and vegetables..... | 024 | | 191.1 | 192.0 | 191.9 | 6.1 | -0.1 |
| Canned fruits and juices..... | 0241 | | 202.5 | 203.0 | 202.7 | 4.1 | -0.1 |
| Canned fruits, excluding baby foods..... | 0241-01 | | 188.1 | 189.3 | 188.1 | 3.6 | -0.6 |
| Canned fruits, excluding baby foods..... | 0241-0105 | 12/87 | 165.7 | 166.7 | 165.7 | 3.6 | -0.6 |
| Canned and fresh fruit juices, nectars, and concentrates..... | 0241-02 | | 212.8 | 213.0 | 213.0 | 4.2 | 0.0 |
| Canned and fresh fruit juices, nectars, and concentrates..... | 0241-0239 | 12/87 | 175.2 | 175.3 | 175.4 | 4.3 | 0.1 |
| Frozen fruits, juices and ades..... | 0242 | | 202.4 | 202.1 | 193.7 | 7.7 | -4.2 |
| Frozen fruits..... | 0242-02 | | 215.5 | 228.8 | 239.8 | 34.9 | 4.8 |
| Frozen fruits..... | 0242-0209 | 12/90 | 203.4 | 216.0 | 226.4 | 34.9 | 4.8 |
| Frozen juices, ades, drinks, and cocktails..... | 0242-03 | | 200.1 | 190.4 | 168.2 | -6.7 | -11.7 |
| Frozen concentrated orange juice, consumer and institutional.. | 0242-0301 | | 188.7 | 170.7 | 133.5 | -21.7 | -21.8 |
| Frozen concentrated juices, excluding orange juice..... | 0242-0314 | 06/05 | 76.7 | 76.4 | 74.3 | — | -2.7 |

See footnotes at end of table.

Table 6. Producer price indexes and percent changes for commodity and service groupings and individual items, not seasonally adjusted — Continued
 [1982=100 unless otherwise indicated]

| Commodity | Commodity code | Other index base | Index | | | Percent change to June 2012 from: | |
|--|----------------|------------------|------------------------|-----------------------|------------------------|-----------------------------------|----------|
| | | | Feb. 2012 ¹ | May 2012 ¹ | June 2012 ¹ | June 2011 | May 2012 |
| Canned vegetables and juices..... | 0244 | | 171.1 | 171.6 | 171.0 | 3.7 | -0.3 |
| Canned vegetables and juices..... | 0244-01 | | 171.1 | 171.6 | 171.0 | 3.7 | -0.3 |
| Canned vegetables..... | 0244-0102 | 12/87 | 185.6 | 186.5 | 186.9 | 9.4 | 0.2 |
| Canned catsup and other tomato based sauces..... | 0244-0127 | 12/87 | 154.6 | 154.8 | 153.5 | 0.1 | -0.8 |
| Canned vegetable juices..... | 0244-0139 | 12/87 | 125.0 | 125.0 | 125.0 | 0.0 | 0.0 |
| Frozen vegetables..... | 0245 | | 193.7 | 194.1 | 197.7 | 11.3 | 1.9 |
| Frozen potato products (French-fried, patties, puffs, etc.)..... | 0245-02 | 12/90 | 190.6 | 190.6 | 196.6 | 15.0 | 3.1 |
| Frozen potato products (French-fried, patties, puffs, etc.)..... | 0245-0202 | | 240.1 | 240.1 | 247.6 | - | 3.1 |
| Frozen vegetables, other than potato products..... | 0245-05 | 12/90 | 137.0 | 137.7 | 137.7 | 6.1 | 0.0 |
| Frozen vegetables, other than potato products..... | 0245-0509 | 06/97 | 134.6 | 135.3 | 135.2 | 6.6 | -0.1 |
| Dried and dehydrated food..... | 0248 | 12/03 | 146.3 | 149.0 | 148.6 | 5.3 | -0.3 |
| Dried and dehydrated food..... | 0248-01 | 12/03 | 146.3 | 149.0 | 148.6 | 5.3 | -0.3 |
| Dried and dehydrated food..... | 0248-0101 | 12/03 | 146.3 | 149.0 | 148.6 | 5.3 | -0.3 |
| Soup mixes (oriental/dried/dehydrated/freeze-dried) and bouillon..... | 0248-010101 | 12/11 | 99.7 | 99.6 | 99.4 | - | -0.2 |
| Dried and dehydrated fruits and vegetables incl. freeze-dried..... | 0248-010102 | 12/11 | 99.2 | 101.2 | 101.2 | - | 0.0 |
| Macaroni/noodle prod., pkg w/ oth. ingred., exc. canned/frozen..... | 0248-010103 | 12/11 | 100.0 | - | - | - | - |
| Sugar and confectionery..... | 025 | | 218.7 | 218.9 | 218.7 | 0.7 | -0.1 |
| Raw cane sugar and sugar cane mill products and by-products..... | 0252 | | 191.7 | 180.2 | 181.7 | -5.1 | 0.8 |
| Raw cane sugar and sugar cane mill products and by-products..... | 0252-01 | | 191.7 | 180.2 | 181.7 | -5.1 | 0.8 |
| Raw cane sugar and sugar cane mill products and by-products..... | 0252-0106 | 12/03 | 177.0 | 166.3 | 167.7 | - | 0.8 |
| Refined sugar products and by-products..... | 0253 | | 211.8 | 209.1 | 207.5 | -3.4 | -0.8 |
| Refined sugar products and by-products..... | 0253-07 | 12/02 | 176.4 | 174.1 | 172.8 | -3.4 | -0.7 |
| Refined granulated cane sugar and by-products..... | 0253-0701 | 12/02 | 177.0 | 175.8 | 172.5 | -8.8 | -1.9 |
| Beet sugar..... | 0253-0702 | 12/02 | 175.6 | 172.7 | 172.7 | 4.1 | 0.0 |
| Confectionery materials..... | 0254 | | 176.8 | 176.3 | 175.5 | -5.2 | -0.5 |
| Confectionery materials..... | 0254-01 | | 176.8 | 176.3 | 175.5 | -5.2 | -0.5 |
| Chocolate coatings, made from cacao beans..... | 0254-0104 | 06/83 | 134.4 | 132.0 | 131.2 | -8.6 | -0.6 |
| Other chocolate and cocoa products, made from cacao beans..... | 0254-0105 | 06/83 | 217.3 | 215.5 | 212.5 | -4.5 | -1.4 |
| Sweetened chocolate, excluding coatings, cacao beans..... | 0254-01051 | 12/11 | 99.7 | 98.9 | 97.9 | - | -1.0 |
| Unsweetened choc/sweetened/unsweetened cocoa powder, ex coatings..... | 0254-01052 | 12/11 | 100.1 | 99.2 | 96.9 | - | -2.3 |
| Cocoa butter, liquor, and cocoa base chocolate syrup made from cacao beans..... | 0254-01053 | 12/11 | 98.8 | 98.2 | 98.0 | - | -0.2 |
| Corn sweeteners..... | 0254-0107 | 06/85 | 197.0 | 197.4 | 197.4 | -4.3 | 0.0 |
| Confectionery end products..... | 0255 | | 257.8 | 260.5 | 260.8 | 4.1 | 0.1 |
| Chewing gum, bubble gum, and chewing gum base..... | 0255-02 | | 242.0 | 242.0 | 242.0 | 0.4 | 0.0 |
| Chewing gum, bubble gum, and chewing gum base..... | 0255-0201 | | 242.0 | 242.0 | 242.0 | 0.4 | 0.0 |
| Candy and nuts..... | 0255-03 | 06/83 | 231.5 | 234.2 | 234.5 | 4.5 | 0.1 |
| Confectionery from purchased chocolate..... | 0255-0301 | 06/83 | 229.8 | 230.2 | 229.7 | 2.0 | -0.2 |
| Chocolate/chocolate-type confectionery products made from cacao beans..... | 0255-03011 | 12/11 | 99.8 | 99.8 | 99.8 | - | 0.0 |
| Chocolate/confectionery prods., purch. chocolate not retailed..... | 0255-03012 | 12/11 | 101.6 | 101.7 | 101.4 | - | -0.3 |
| Chocolate & confectioneries, purchased chocolate retailed..... | 0255-03013 | 12/11 | 101.9 | 103.5 | 104.8 | - | 1.3 |
| Nonchocolate-type confectionery products..... | 0255-0302 | 06/83 | 210.7 | 211.1 | 213.6 | 3.7 | 1.2 |
| Nonchocolate-type confectioneries, made/pkg. for shipment..... | 0255-03021 | 12/11 | 100.4 | 100.6 | 101.8 | - | 1.2 |
| Nuts and seeds (salted, roasted, cooked or blanched)..... | 0255-0304 | 06/91 | 178.3 | 185.4 | 185.4 | 10.8 | 0.0 |
| Nuts (salted, roasted, cooked, or blanched), sold in bulk..... | 0255-03041 | 06/08 | 122.6 | 131.4 | 131.5 | - | 0.1 |
| Canned nuts (salted, roasted, cooked, or blanched)..... | 0255-03042 | 06/08 | 120.8 | 119.1 | 120.5 | - | 1.2 |
| All other packaged nuts, and all seeds (salted, roasted, cooked, or blanched)..... | 0255-03043 | 06/08 | 143.7 | 149.3 | 147.4 | - | -1.3 |
| Other confectionery products..... | 0255-0305 | 06/91 | 142.3 | 143.9 | 143.9 | 15.4 | 0.0 |
| Sweetening syrups and molasses..... | 0255-04 | 12/85 | 156.1 | - | - | - | - |
| Sweetening syrups and molasses..... | 0255-0401 | 12/85 | 156.1 | - | - | - | - |
| Beverages and beverage materials..... | 026 | | 193.6 | 193.2 | 192.3 | 2.0 | -0.5 |
| Alcoholic beverages..... | 0261 | | 184.5 | 185.4 | 185.2 | 3.1 | -0.1 |
| Malt beverages..... | 0261-01 | | 191.2 | 191.4 | 191.4 | 4.1 | 0.0 |
| Bottled beer and ale..... | 0261-0101 | | 163.9 | 164.1 | 164.1 | 3.8 | 0.0 |
| Canned beer and ale..... | 0261-0103 | | 202.7 | 202.7 | 202.7 | 4.4 | 0.0 |
| Beer and ale in barrels and kegs..... | 0261-0105 | 06/82 | 241.8 | 244.6 | 244.6 | 4.0 | 0.0 |
| Other malt beverages and brewing products..... | 0261-0108 | 12/03 | 118.3 | 117.3 | 117.3 | 0.3 | 0.0 |
| Distilled and bottled liquor, excluding brandy..... | 0261-02 | | 187.7 | 191.3 | 190.4 | 2.6 | -0.5 |
| Distilled liquor, excluding brandy..... | 0261-0202 | 12/11 | 98.9 | 103.9 | 102.7 | - | -1.2 |

See footnotes at end of table.

Table 6. Producer price indexes and percent changes for commodity and service groupings and individual items, not seasonally adjusted — Continued
 [1982=100 unless otherwise indicated]

| Commodity | Commodity code | Other index base | Index | | | Percent change to June 2012 from: | |
|--|----------------|------------------|------------------------|-----------------------|------------------------|-----------------------------------|----------|
| | | | Feb. 2012 ¹ | May 2012 ¹ | June 2012 ¹ | June 2011 | May 2012 |
| Bottled liquor, excluding brandy..... | 0261-0204 | 12/11 | 100.0 | 100.2 | 100.1 | - | -0.1 |
| Wines, brandy, and brandy spirits..... | 0261-04 | 12/83 | 166.9 | 167.6 | 167.6 | 1.0 | 0.0 |
| Wines, brandy, and brandy spirits..... | 0261-0441 | 06/06 | 106.5 | 106.9 | 106.9 | 0.9 | 0.0 |
| Wines, white, red & rose grape, and other fruit, 14 percent or less alcohol..... | 0261-04411 | 12/11 | 100.4 | 100.9 | 100.9 | - | 0.0 |
| Wines, dessert, effervescent, and wine coolers..... | 0261-04412 | 12/11 | 100.0 | 100.4 | 100.4 | - | 0.0 |
| Other wines, brandy, and brandy spirits..... | 0261-04413 | 12/11 | 100.0 | 100.0 | 100.0 | - | 0.0 |
| Soft drinks..... | 0262 | | 192.9 | 192.6 | 190.7 | 2.4 | -1.0 |
| Soft drinks, non-carbonated..... | 0262-06 | | 191.4 | 190.5 | 189.5 | 2.4 | -0.5 |
| Bottled water, non-carb, processed or pasteurized..... | 0262-0608 | 12/03 | 96.0 | 97.0 | 97.5 | 2.4 | 0.5 |
| Soft drinks, non-carbonated..... | 0262-0609 | | 205.9 | 203.7 | 201.7 | 2.4 | -1.0 |
| Soft drinks, bottle/can, carbonated, all types..... | 0262-10 | 12/11 | 102.2 | 102.2 | 100.9 | - | -1.3 |
| Soft drinks, bottle/can, carbonated, all types..... | 0262-1001 | 12/11 | 102.2 | 102.2 | 100.9 | - | -1.3 |
| Packaged beverage materials..... | 0263 | | 218.7 | 210.3 | 210.5 | -5.4 | 0.1 |
| Coffee (whole bean, ground, & instant)..... | 0263-01 | | 227.4 | 218.1 | 218.1 | -6.2 | 0.0 |
| Coffee, concentrated, including coffee substitutes..... | 0263-0103 | | 179.7 | 179.7 | 179.7 | 0.4 | 0.0 |
| Roasted coffee..... | 0263-0104 | 06/88 | 202.3 | 193.0 | 193.0 | -7.0 | 0.0 |
| Tea in consumer packages, exc. canned ice tea..... | 0263-03 | | 165.7 | 162.7 | 164.3 | 0.9 | 1.0 |
| Tea in consumer packages, exc. canned ice tea..... | 0263-0313 | 12/85 | 140.5 | 138.0 | 139.3 | 0.9 | 0.9 |
| Other beverage materials..... | 0264 | | 212.5 | 211.8 | 212.5 | 5.1 | 0.3 |
| Other beverage materials..... | 0264-01 | | 212.5 | 211.8 | 212.5 | 5.1 | 0.3 |
| Malt and malt by-products..... | 0264-0101 | | 142.1 | 139.3 | 142.2 | 14.3 | 2.1 |
| Liquid beverage bases, excluding use by soft drink bottlers..... | 0264-0109 | 12/85 | 182.3 | 181.8 | 181.8 | 4.8 | 0.0 |
| Liquid beverage bases, for sale by soft drink bottlers..... | 0264-0111 | 12/85 | 233.2 | 233.4 | 233.4 | 3.0 | 0.0 |
| Fats and oils..... | 027 | | 299.0 | 301.3 | 299.5 | -3.1 | -0.6 |
| Animal fats and oils, made in slaughtering plants..... | 0271 | | 298.4 | 318.4 | 328.2 | 2.6 | 3.1 |
| Animal fats and oils, made in slaughtering plants..... | 0271-01 | | 298.4 | 318.4 | 328.2 | 2.6 | 3.1 |
| Animal fats and oils, made in slaughtering plants..... | 0271-0117 | 06/01 | 344.1 | 367.1 | 378.4 | 2.6 | 3.1 |
| Shortening and cooking oils..... | 0278 | | 295.2 | 297.5 | 295.3 | -3.9 | -0.7 |
| Shortening and cooking oils..... | 0278-01 | | 295.2 | 297.5 | 295.3 | -3.9 | -0.7 |
| Margarine..... | 0278-0109 | | 319.9 | 327.0 | 326.2 | 2.7 | -0.2 |
| Cooking oils..... | 0278-0115 | 12/11 | 97.4 | 98.0 | 97.2 | - | -0.8 |
| Other oilseed processing..... | 027A | 12/04 | 213.9 | 218.3 | 222.7 | -1.6 | 2.0 |
| Other oilseed processing..... | 027A-01 | 12/04 | 213.9 | 218.3 | 222.7 | -1.6 | 2.0 |
| Cottonseed oil, once refined (after caustic wash but before deodorizing or use in end products)..... | 027A-0103 | 12/11 | 102.5 | 103.7 | 101.6 | - | -2.0 |
| Cotton linters..... | 027A-0104 | 12/11 | 80.8 | 70.5 | 70.0 | - | -0.7 |
| Cottonseed cake, meal, hulls, and other byproducts..... | 027A-0105 | 12/11 | 82.3 | 84.5 | 84.4 | - | -0.1 |
| Other vegetable oils and vegetable mill products..... | 027A-0106 | 12/11 | 93.9 | 96.3 | 100.3 | - | 4.2 |
| Miscellaneous processed foods..... | 028 | | 213.9 | 214.4 | 214.4 | 4.2 | 0.0 |
| Canned jams, jellies, and preserves..... | 0281 | | 177.4 | 180.1 | 180.1 | 6.4 | 0.0 |
| Canned jams, jellies, and preserves..... | 0281-01 | | 177.4 | 180.1 | 180.1 | 6.4 | 0.0 |
| Canned jams, jellies, and preserves..... | 0281-0102 | 12/87 | 157.0 | 159.4 | 159.4 | 6.3 | 0.0 |
| Pickles and other pickled products, including horseradish..... | 0282 | | 220.9 | 221.0 | 221.0 | 3.7 | 0.0 |
| Pickles and other pickled products, including horseradish..... | 0282-01 | | 220.9 | 221.0 | 221.0 | 3.7 | 0.0 |
| Pickles and other pickled products, including horseradish..... | 0282-0106 | 12/86 | 197.4 | 197.5 | 197.5 | 3.6 | 0.0 |
| Processed eggs, liquid, dried, or frozen..... | 0283 | | 139.8 | 136.9 | 140.8 | -7.6 | 2.8 |
| Processed eggs, liquid, dried, or frozen..... | 0283-01 | | 139.8 | 136.9 | 140.8 | -7.6 | 2.8 |
| Processed eggs, liquid, dried, or frozen..... | 0283-0111 | 12/90 | 115.0 | 112.6 | 115.9 | -7.5 | 2.9 |
| Specialty canning..... | 0284 | | 218.8 | 221.8 | 218.5 | 5.0 | -1.5 |
| Specialty canning..... | 0284-01 | | 218.8 | 221.8 | 218.5 | 5.0 | -1.5 |
| Canned dry beans..... | 0284-0102 | 12/82 | 159.7 | 159.8 | 159.5 | 6.1 | -0.2 |
| Canned soups and stews, excluding frozen and seafood..... | 0284-0104 | 12/82 | 287.4 | 293.5 | 286.5 | 5.5 | -2.4 |
| Canned baby foods and other canned specialties/nationality foods..... | 0284-0105 | 06/08 | 105.6 | 106.0 | 105.9 | 3.3 | -0.1 |
| Frozen specialty food..... | 0285 | | 183.8 | 183.5 | 183.7 | 1.7 | 0.1 |
| Frozen specialty food..... | 0285-01 | | 183.8 | 183.5 | 183.7 | 1.7 | 0.1 |
| Frozen bakery products..... | 0285-0109 | 12/82 | 252.9 | 251.2 | 252.3 | 3.8 | 0.4 |
| Frozen dinners and nationality foods..... | 0285-0111 | 12/82 | 161.1 | 161.2 | 161.2 | 0.4 | 0.0 |
| Other frozen specialties, excluding seafood..... | 0285-0113 | 12/82 | 182.1 | 182.1 | 182.0 | 2.3 | -0.1 |
| Prepared sauces, except tomato..... | 0286 | | 189.3 | 189.6 | 189.1 | 3.3 | -0.3 |
| Prepared sauces, except tomato..... | 0286-01 | | 189.3 | 189.6 | 189.1 | 3.3 | -0.3 |
| Prepared sauces, except tomato..... | 0286-0103 | 12/86 | 157.0 | 157.2 | 156.8 | 3.3 | -0.3 |
| Other miscellaneous processed foods..... | 0289 | | 230.1 | 230.7 | 230.8 | 5.3 | 0.0 |

See footnotes at end of table.

Table 6. Producer price indexes and percent changes for commodity and service groupings and individual items, not seasonally adjusted — Continued
 [1982=100 unless otherwise indicated]

| Commodity | Commodity code | Other index base | Index | | | Percent change to June 2012 from: | |
|---|----------------|------------------|------------------------|-----------------------|------------------------|-----------------------------------|------------|
| | | | Feb. 2012 ¹ | May 2012 ¹ | June 2012 ¹ | June 2011 | May 2012 |
| Other miscellaneous processed foods..... | 0289-01 | | 230.1 | 230.7 | 230.8 | 5.3 | 0.0 |
| Mayonnaise, salad dressings, and sandwich spreads..... | 0289-0102 | 12/86 | 223.4 | 225.4 | 225.9 | 4.3 | 0.2 |
| Dry mix food preparations..... | 0289-0148 | 06/91 | 126.8 | 129.4 | 129.4 | 1.3 | 0.0 |
| Perishable non-frozen prepared food, including tortillas..... | 0289-0149 | 06/91 | 154.3 | 151.7 | 152.5 | 0.3 | 0.5 |
| Perishable prepared food..... | 0289-01492 | 12/07 | 110.9 | 108.7 | 109.3 | — | 0.6 |
| Flavoring extracts, emulsions & other liquid flavors..... | 0289-0151 | 12/85 | 164.7 | 167.8 | 167.8 | 7.6 | 0.0 |
| Other flavoring agents, except chocolate syrup..... | 0289-0154 | 12/00 | 112.9 | 113.4 | 112.9 | 1.9 | -0.4 |
| Flavoring syrups and fruit products for soft drinks & fountain, ice cream, & home beverage use..... | 0289-01541 | 06/08 | 99.4 | 99.9 | 99.4 | — | -0.5 |
| Soft drink flavoring syrup, sold in bulk..... | 0289-015411 | 12/11 | 101.1 | 103.0 | 101.2 | — | -1.7 |
| Other flavoring agents (except chocolate syrups)..... | 0289-015412 | 12/11 | 101.3 | 101.3 | 101.3 | — | 0.0 |
| Table salt (evaporated), pepper (white and black), and other spices..... | 0289-0156 | 06/91 | 201.6 | 207.0 | 207.0 | 6.3 | 0.0 |
| Peanut butter..... | 0289-0158 | 06/91 | 187.0 | 189.1 | 189.1 | 51.8 | 0.0 |
| Ice..... | 0289-0161 | 12/85 | 196.3 | 196.0 | 195.9 | 1.9 | -0.1 |
| Dairy product substitutes..... | 0289-0162 | 06/92 | 158.5 | 159.8 | 159.7 | 5.4 | -0.1 |
| Chips (potato, corn, etc.)..... | 0289-0172 | 12/85 | 212.6 | 212.7 | 212.6 | 5.0 | 0.0 |
| Other chips, sticks (hard pretzels, bacon rinds, popcorn (except candied), etc.)..... | 0289-01723 | 12/07 | 130.1 | 130.4 | 130.2 | — | -0.2 |
| Cider and vinegar..... | 0289-0174 | 12/85 | 137.3 | 138.4 | 139.1 | 2.9 | 0.5 |
| Other food preparations..... | 0289-0175 | 12/85 | 213.7 | 215.8 | 215.8 | 13.9 | 0.0 |
| Prepared animal feeds..... | 029 | | 198.4 | 213.3 | 219.3 | 4.9 | 2.8 |
| Soybean cake, meal, and other byproducts..... | 0292 | | 147.5 | 168.3 | 190.0 | 21.5 | 12.9 |
| Soybean cake, meal, and other byproducts..... | 0292-01 | | 147.5 | 168.3 | 190.0 | 21.5 | 12.9 |
| Soybean cake, meal, and other byproducts..... | 0292-0112 | 12/04 | 179.9 | 205.3 | 231.8 | 21.5 | 12.9 |
| Formula feeds..... | 0293 | | 224.9 | 238.2 | 238.3 | 1.7 | 0.0 |
| Formula feeds..... | 0293-01 | | 224.9 | 238.2 | 238.3 | 1.7 | 0.0 |
| Chicken and turkey feed, supplements, concentrates, and premixes..... | 0293-0102 | 12/86 | 235.7 | 252.2 | 251.9 | 0.0 | -0.1 |
| Dairy cattle feed, supplements, concentrates, and premixes..... | 0293-0110 | 12/11 | 99.5 | 105.6 | 105.6 | — | 0.0 |
| Swine feed, supplements, concentrates, and premixes..... | 0293-0115 | 12/11 | 101.8 | 106.7 | 106.4 | — | -0.3 |
| Beef cattle feed, supplements, concentrates, and premixes..... | 0293-0117 | 12/11 | 98.1 | 102.2 | 103.2 | — | 1.0 |
| Other poultry and livestock feeds..... | 0293-0118 | 12/86 | 241.2 | 243.7 | 244.7 | 1.9 | 0.4 |
| Miscellaneous feedstuffs..... | 0294 | | 239.0 | 253.2 | 254.3 | 0.4 | 0.4 |
| Pet food..... | 0294-02 | | 237.1 | 238.2 | 241.6 | 3.2 | 1.4 |
| Dog and cat food..... | 0294-0202 | 12/85 | 200.7 | 201.1 | 204.3 | 2.7 | 1.6 |
| Dog food..... | 0294-02021 | 12/10 | 102.6 | 102.8 | 104.4 | 2.7 | 1.6 |
| Canned dog food..... | 0294-020211 | 12/10 | 100.6 | 100.6 | 104.3 | 4.1 | 3.7 |
| Dry and semi-moist dog food..... | 0294-020214 | 12/11 | 100.1 | 100.4 | 101.4 | — | 1.0 |
| Cat food..... | 0294-02022 | 12/10 | 104.2 | 104.2 | 106.0 | 2.9 | 1.7 |
| Canned cat food..... | 0294-020224 | 12/11 | 104.8 | 104.8 | 109.5 | — | 4.5 |
| Dry and semi-moist cat food..... | 0294-020225 | 12/10 | 100.9 | 101.0 | 100.9 | -1.6 | -0.1 |
| Other pet and specialty feeds..... | 0294-0203 | 12/85 | 216.5 | 221.6 | 222.4 | 6.4 | 0.4 |
| Miscellaneous feedstuffs other than pet food..... | 0294-03 | | 225.1 | 256.0 | 253.8 | -2.6 | -0.9 |
| Meat meal and meat and bone meal..... | 0294-0301 | | 141.2 | 196.4 | 185.8 | 0.7 | -5.4 |
| Corn wet process byproducts, incl. gluten meal..... | 0294-0317 | 06/85 | 136.3 | 145.4 | 151.1 | 1.2 | 3.9 |
| Other animal feeds, incl. fertilizer byproducts and feather..... | 0294-0325 | 12/97 | 203.0 | 227.6 | 225.1 | 4.5 | -1.1 |
| Animal and marine feed and fertilizer byproducts, except meat and bone meal..... | 0294-03252 | 06/09 | 111.1 | 137.9 | 137.5 | 8.2 | -0.3 |
| Other prepared animal feeds, including feeding materials and adjuncts..... | 0294-03253 | 06/09 | 117.4 | 113.7 | 110.9 | — | -2.5 |
| Miscellaneous by-products of meat packing..... | 0294-0333 | 06/01 | 324.3 | 368.0 | 359.2 | -16.9 | -2.4 |
| Textile products and apparel..... | 03 | | 142.2 | 142.5 | 142.7 | -0.4 | 0.1 |
| Synthetic fibers..... | 031 | | 122.4 | 123.6 | 124.7 | 3.9 | 0.9 |
| Unprocessed filament yarns..... | 0315 | | 126.8 | 128.1 | 129.2 | 3.9 | 0.9 |
| Noncellulosic fibers..... | 0315-02 | | 116.1 | 117.5 | 118.8 | 3.5 | 1.1 |
| Glass fiber mat, textile-type..... | 0315-0231 | | 90.3 | 90.0 | 90.4 | 0.1 | 0.4 |
| Noncellulosic organic fibers..... | 0315-0241 | 06/05 | 110.2 | 111.8 | 113.1 | 4.0 | 1.2 |
| Polyester fibers..... | 0315-02411 | 06/11 | 96.4 | 97.6 | 96.5 | -3.5 | -1.1 |
| Other noncellulosic organic fibers, incl. polyamide, polyolefin, and producer-textured..... | 0315-02412 | 06/11 | 102.7 | 104.2 | 106.0 | 6.0 | 1.7 |
| Processed yarns and threads..... | 032 | | 144.9 | 143.0 | 142.3 | -13.0 | -0.5 |
| Yarns..... | 0326 | | 139.7 | 137.8 | 136.6 | -13.7 | -0.9 |
| Spun cotton yarns..... | 0326-01 | | 120.5 | 115.6 | 112.1 | -35.0 | -3.0 |
| Carded cotton yarns..... | 0326-0113 | 12/00 | 131.8 | 126.4 | 121.6 | -36.8 | -3.8 |
| Combed cotton yarns..... | 0326-0121 | 12/00 | 129.0 | — | — | — | — |
| Spun wool yarns, including new, reused, and reprocessed wool.. | 0326-02 | | 190.4 | — | 200.3 | 5.6 | — |

See footnotes at end of table.

Table 6. Producer price indexes and percent changes for commodity and service groupings and individual items, not seasonally adjusted — Continued
 [1982=100 unless otherwise indicated]

| Commodity | Commodity code | Other index base | Index | | | Percent change to June 2012 from: | |
|--|----------------|------------------|------------------------|-----------------------|------------------------|-----------------------------------|----------|
| | | | Feb. 2012 ¹ | May 2012 ¹ | June 2012 ¹ | June 2011 | May 2012 |
| Spun wool yarns, including new, reused, and reprocessed wool..... | 0326-0206 | 12/04 | 152.3 | — | 160.2 | 5.6 | — |
| Spun synthetic yarns..... | 0326-03 | | 149.4 | 144.7 | 144.2 | -6.5 | -0.3 |
| Spun synthetic yarns..... | 0326-0304 | 12/94 | 133.9 | 129.7 | 129.2 | -6.5 | -0.4 |
| Textured and twisted yarn..... | 0326-04 | 12/88 | 144.2 | 144.8 | 144.9 | 0.9 | 0.1 |
| Textured, crimped, or bulked filament yarns..... | 0326-0403 | 12/96 | 127.1 | 127.8 | 127.9 | 1.1 | 0.1 |
| Other spun noncellulosic and natural fiber (except cotton and wool) yarns..... | 0326-07 | 06/08 | 119.8 | 119.9 | 119.3 | -3.5 | -0.5 |
| Other spun noncellulosic and natural fiber (except cotton and wool) yarns..... | 0326-0701 | 06/08 | 119.8 | 119.9 | 119.3 | -3.5 | -0.5 |
| Thread..... | 0327 | | 224.2 | 225.0 | 270.6 | 20.8 | 20.3 |
| Thread..... | 0327-05 | 12/00 | 136.8 | 137.3 | 165.1 | 20.8 | 20.2 |
| Thread..... | 0327-0501 | 12/00 | 136.8 | 137.3 | 165.1 | 20.8 | 20.2 |
| Greige fabrics..... | 033 | | 143.5 | 142.8 | 142.9 | -4.1 | 0.1 |
| Greige broadwoven fabrics..... | 0337 | | 141.0 | 140.2 | 140.0 | -6.0 | -0.1 |
| Greige cotton broadwoven fabrics..... | 0337-01 | | 139.2 | 135.0 | 135.2 | -12.4 | 0.1 |
| Greige cotton broadwoven fabrics..... | 0337-0104 | 12/94 | 117.9 | 114.4 | 114.5 | -12.4 | 0.1 |
| Greige manmade fiber broadwoven fabrics..... | 0337-03 | | 136.4 | 136.5 | 136.2 | -2.7 | -0.2 |
| Greige manmade fiber broadwoven fabrics..... | 0337-0304 | 12/94 | 119.8 | 119.9 | 119.7 | -2.7 | -0.2 |
| Greige manmade fiber broadwoven fabrics, comb. of spun and filament yarns..... | 0337-03041 | 06/11 | 101.9 | 103.3 | 102.8 | 2.8 | -0.5 |
| Greige manmade fiber broadwoven fabrics 85 pct. or more filament yarns, rayon/acetate/lyocell..... | 0337-03042 | 06/11 | 105.7 | 105.7 | 105.7 | 5.7 | 0.0 |
| Greige manmade fiber broadwoven fabrics 85 pct or more filament yarns exc rayon/acetate/lyocell..... | 0337-03043 | 06/11 | 102.3 | 102.4 | 102.0 | 2.0 | -0.4 |
| Greige manmade fiber broadwoven plain weave fabrics 85 pct. or more spun yarns..... | 0337-03044 | 06/11 | 87.5 | 88.2 | 88.2 | -11.8 | 0.0 |
| Greige manmade fiber broadwoven twill weave fabrics 85 pct. or more spun yarns..... | 0337-03045 | 06/11 | 96.3 | — | 96.0 | -4.0 | — |
| Greige knit fabrics..... | 0338 | | 165.0 | 165.0 | 167.1 | 0.5 | 1.3 |
| Greige weft (circular) knit fabrics (excluding hosiery)..... | 0338-03 | | 174.2 | — | 178.2 | 2.0 | — |
| Greige weft (circular) knit fabrics (excluding hosiery)..... | 0338-0301 | | 174.2 | — | 178.2 | 2.0 | — |
| Greige warp knit fabrics (excl hosiery)..... | 0338-04 | | 150.3 | 150.3 | 150.7 | 0.0 | 0.3 |
| Greige warp knit fabrics (excl hosiery)..... | 0338-0401 | | 150.3 | 150.3 | 150.7 | 0.0 | 0.3 |
| Tire cord and tire fabric..... | 0339 | 06/84 | 142.5 | 141.6 | 141.9 | 2.8 | 0.2 |
| Tire cord and tire fabric..... | 0339-01 | 06/84 | 142.5 | 141.6 | 141.9 | 2.8 | 0.2 |
| Tire cord and tire fabric..... | 0339-0101 | 06/84 | 142.5 | 141.6 | 141.9 | 2.8 | 0.2 |
| Finished fabrics..... | 034 | | 150.9 | 151.3 | 151.2 | 1.5 | -0.1 |
| Finished broadwoven fabrics..... | 0342 | | 158.6 | 159.4 | 158.9 | -0.3 | -0.3 |
| Finished cotton broadwoven fabrics..... | 0342-01 | | 153.2 | 150.9 | 150.7 | -1.9 | -0.1 |
| Finished cotton broadwoven fabrics..... | 0342-0104 | 12/94 | 135.6 | 133.6 | 133.4 | -1.9 | -0.1 |
| Finished wool broadwoven fabrics and felts..... | 0342-02 | | 143.6 | 143.6 | 143.6 | 4.1 | 0.0 |
| Finished wool broadwoven fabrics and felts..... | 0342-0209 | 12/03 | 114.0 | 114.0 | 114.0 | 4.1 | 0.0 |
| Finished manmade fiber, silk and other natural fiber (excl. cotton and wool) broadwoven fabrics..... | 0342-03 | | 164.6 | 167.0 | 166.4 | -0.2 | -0.4 |
| Finished manmade fiber, silk and other natural fiber (excl. cotton and wool) broadwoven fabrics..... | 0342-0304 | 12/94 | 135.5 | 137.5 | 137.0 | -0.2 | -0.4 |
| Woven and braided narrow fabrics..... | 0344 | | 156.3 | 157.3 | 157.2 | 4.5 | -0.1 |
| Woven and braided narrow fabrics..... | 0344-02 | 06/84 | 156.3 | 157.3 | 157.2 | 4.5 | -0.1 |
| Woven narrow fabrics..... | 0344-0204 | 12/89 | 144.4 | 145.5 | 145.5 | 5.1 | 0.0 |
| Braided narrow fabrics..... | 0344-0205 | 12/08 | 107.8 | 107.6 | 107.6 | 1.9 | 0.0 |
| Nonwoven fabrics and felts..... | 0345 | | 163.9 | 164.1 | 163.7 | 0.7 | -0.2 |
| Nonwoven fabrics and felts..... | 0345-03 | | 163.9 | 164.1 | 163.7 | 0.7 | -0.2 |
| Nonwoven fabrics..... | 0345-0321 | | 160.4 | 161.6 | 161.1 | 1.3 | -0.3 |
| Pressed, punched, or needled felts, except hats..... | 0345-0333 | 12/01 | 132.4 | 125.5 | 125.5 | -4.0 | 0.0 |
| Coated fabrics, not rubberized..... | 0346 | 06/85 | 190.7 | 191.3 | 191.5 | 4.3 | 0.1 |
| Coated fabrics, not rubberized..... | 0346-01 | 06/85 | 190.7 | 191.3 | 191.5 | 4.3 | 0.1 |
| Vinyl coated fabrics..... | 0346-0102 | 06/85 | 190.6 | 192.2 | 192.2 | 1.8 | 0.0 |
| Other coated or laminated fabrics and coated yarns..... | 0346-0103 | 06/85 | 193.1 | 193.2 | 193.4 | 6.2 | 0.1 |
| Screen printed textile materials, embroideries, and lace goods..... | 0347 | 06/85 | 164.7 | 165.9 | 165.2 | -0.2 | -0.4 |
| Screen printed textile materials and embroideries..... | 0347-01 | 06/85 | 164.8 | 166.0 | 165.4 | -0.2 | -0.4 |
| Embroideries and embroidery contractors (excluding Schiffli)..... | 0347-0103 | 12/11 | 100.0 | 102.4 | 102.2 | — | -0.2 |
| Schiffli machine embroideries..... | 0347-0105 | 06/85 | 160.6 | 160.6 | 160.6 | 0.0 | 0.0 |
| Screen printing on garments, apparel accessories, and other fabric articles, except labels..... | 0347-0108 | 12/85 | 163.1 | 163.7 | 163.0 | -0.5 | -0.4 |
| Knit fabrics, finished in knitting mills..... | 0348 | 12/03 | 114.4 | 113.3 | 115.8 | 7.7 | 2.2 |
| Finished weft (circular) knit fabrics (excluding hosiery)..... | 0348-01 | 12/03 | 131.6 | 129.4 | 133.5 | 12.4 | 3.2 |
| Finished weft (circular) knit fabrics (excluding hosiery)..... | 0348-0101 | 12/03 | 131.6 | 129.4 | 133.5 | 12.4 | 3.2 |

See footnotes at end of table.

Table 6. Producer price indexes and percent changes for commodity and service groupings and individual items, not seasonally adjusted — Continued
 [1982=100 unless otherwise indicated]

| Commodity | Commodity code | Other index base | Index | | | Percent change to June 2012 from: | |
|--|----------------|------------------|------------------------|-----------------------|------------------------|-----------------------------------|----------|
| | | | Feb. 2012 ¹ | May 2012 ¹ | June 2012 ¹ | June 2011 | May 2012 |
| Finished warp knit fabrics..... | 0348-02 | 12/03 | 98.2 | 98.2 | 99.0 | 2.1 | 0.8 |
| Finished warp knit fabrics..... | 0348-0201 | 12/03 | 98.2 | 98.2 | 99.0 | 2.1 | 0.8 |
| Apparel & other fabricated textile prods..... | 038 | | 139.7 | 140.2 | 140.7 | 2.2 | 0.4 |
| Apparel..... | 0381 | | 136.0 | 136.4 | 136.2 | 1.7 | -0.1 |
| Miscellaneous apparel and accessories..... | 0381-04 | 12/83 | 166.1 | 166.4 | 166.9 | 2.3 | 0.3 |
| Fur products..... | 0381-0407 | 12/83 | 217.8 | 223.6 | 223.6 | 2.7 | 0.0 |
| Fur apparel and accessories..... | 0381-04072 | 06/09 | 106.3 | — | — | — | — |
| Men's and boys' fabric, straw, and felt hats..... | 0381-0414 | 12/09 | 117.0 | 117.0 | 117.3 | 6.9 | 0.3 |
| Women's, girls', and infants' fabric, straw, and felt hats..... | 0381-0415 | 12/09 | 106.8 | 106.7 | 108.0 | 4.9 | 1.2 |
| Hat bodies and fabric caps..... | 0381-0416 | 12/09 | 113.2 | 113.2 | 113.2 | 4.3 | 0.0 |
| Gloves and mittens..... | 0381-0424 | 12/11 | 100.7 | 101.3 | 101.8 | — | 0.5 |
| Leather and sheep-lined clothing..... | 0381-0428 | 12/03 | 138.4 | 138.5 | 139.9 | 4.9 | 1.0 |
| Apparel and accessories, n.e.c..... | 0381-0441 | 12/85 | 146.0 | 146.1 | 146.5 | 1.1 | 0.3 |
| All other cut and sew apparel..... | 0381-04411 | 06/09 | 104.7 | 104.7 | 105.1 | 1.5 | 0.4 |
| Men's and boys' team sport uniforms..... | 0381-044111 | 12/11 | 98.0 | 97.7 | 98.2 | — | 0.5 |
| Vestments and costumes..... | 0381-044115 | 12/11 | 100.3 | 100.4 | 100.4 | — | 0.0 |
| Apparel 50 pct or greater plastic or rubber, incl raincoats and rubber pants (excl wet suits)..... | 0381-044117 | 12/11 | 100.3 | 100.3 | 105.1 | — | 4.8 |
| Fabricated apparel accessories..... | 0381-04412 | 06/09 | 103.2 | 103.6 | 103.6 | 0.5 | 0.0 |
| All other apparel accessories..... | 0381-044125 | 12/11 | 99.8 | 100.1 | 100.1 | — | 0.0 |
| Women's, girls', and infants' cut and sew apparel..... | 0381-06 | 12/03 | 103.7 | 103.6 | 103.7 | 0.5 | 0.1 |
| Women's and girls' knit shirts and blouses..... | 0381-0601 | 12/03 | 107.4 | 106.7 | 107.0 | -0.6 | 0.3 |
| Women's and girls' woven shirts and blouses..... | 0381-0602 | 12/03 | 99.5 | 98.9 | 99.0 | -5.3 | 0.1 |
| Women's and girls' dresses..... | 0381-0611 | 12/03 | 101.6 | 101.4 | 101.4 | 2.7 | 0.0 |
| Women's and girls' suits and pantsuits..... | 0381-0622 | 12/03 | 112.7 | — | — | — | — |
| Women's and girls' separate skirts..... | 0381-0623 | | 110.1 | 110.1 | 110.1 | 0.6 | 0.0 |
| Women's and girls' tailored jackets and vests..... | 0381-0624 | | 127.3 | 127.3 | 127.3 | 1.1 | 0.0 |
| Women's and girls' jeans and slacks..... | 0381-0631 | 12/03 | 98.1 | 98.2 | 98.3 | 0.1 | 0.1 |
| Women's and girls' swimwear..... | 0381-0632 | 12/03 | 108.4 | 108.4 | 108.4 | 0.2 | 0.0 |
| Women's and girls' sweaters, including sweater vests..... | 0381-0636 | 12/09 | 100.0 | — | — | — | — |
| Women's and girls' shorts, including tennis skirts..... | 0381-0637 | 12/09 | 102.8 | 105.7 | 105.7 | 2.8 | 0.0 |
| Women's and girls' athletic apparel and beachwear..... | 0381-0638 | 12/09 | 105.5 | — | 106.7 | 1.9 | — |
| Women's and girls' other outerwear, incl. nontailored coats/service apparel..... | 0381-0639 | 12/09 | 98.2 | 98.2 | 98.2 | -1.6 | 0.0 |
| Women's and girls' underwear, except foundation garments..... | 0381-0641 | 12/03 | 109.1 | 110.6 | 110.6 | 1.8 | 0.0 |
| Women's and girls' nightwear, except robes..... | 0381-0642 | 12/03 | 105.3 | 112.3 | 112.3 | 3.9 | 0.0 |
| Women's and girls' brassieres, bra-lettes, and bandeaux..... | 0381-0643 | | 155.9 | 155.9 | 155.9 | 2.6 | 0.0 |
| Women's and girls' corsets (exc. surgical), girdles, and combinations..... | 0381-0644 | 12/03 | 120.6 | 120.6 | 120.6 | 0.0 | 0.0 |
| Women's and girls' robes and dressing gowns..... | 0381-0645 | | 191.0 | 192.2 | 192.2 | 1.7 | 0.0 |
| Infants' apparel..... | 0381-0654 | 12/11 | 100.0 | 94.3 | 94.3 | — | 0.0 |
| Men's and boys' cut and sew apparel..... | 0381-07 | 12/03 | 111.9 | 113.0 | 112.1 | 5.2 | -0.8 |
| Men's and boys' separate dress and sport trousers, pants, & slacks..... | 0381-0701 | 12/03 | 112.7 | 116.7 | 116.7 | 15.1 | 0.0 |
| Men's and boys' jeans and jean-cut casual slacks..... | 0381-0702 | 12/03 | 118.0 | 118.0 | 118.0 | 17.1 | 0.0 |
| Men's work shirts..... | 0381-0711 | 12/03 | 107.0 | 108.2 | 84.8 | -16.9 | -21.6 |
| Men's work clothing and washable service apparel (excluding work shirts)..... | 0381-0712 | 12/03 | 108.5 | 110.6 | 110.5 | 4.3 | -0.1 |
| Men's and boys' knit dress and sport shirts..... | 0381-0721 | 12/03 | 130.8 | 131.3 | 131.3 | 7.8 | 0.0 |
| Men's and boys' woven dress and sport shirts..... | 0381-0722 | 12/03 | 114.4 | 114.4 | 114.4 | 2.5 | 0.0 |
| Men's and boys' tailored suits, including dress uniforms..... | 0381-0731 | 12/03 | 108.2 | 108.2 | 108.2 | -1.3 | 0.0 |
| Men's and boys' tailored overcoats, dress and sports coats, and vests..... | 0381-0734 | 12/08 | 102.7 | 102.9 | 102.9 | 1.7 | 0.0 |
| Men's and boys' nontailored coats, jackets, and vests (exc. ski apparel & work jackets)..... | 0381-0741 | 12/03 | 100.9 | 104.2 | 105.0 | 2.6 | 0.8 |
| Men's and boys' heavyweight nontailored coats, jackets, and vests..... | 0381-07411 | 12/11 | 100.4 | 100.4 | 100.5 | — | 0.1 |
| Men's and boys' lightweight nontailored coats, jackets, and vests..... | 0381-07412 | 12/11 | 100.7 | 108.2 | 110.0 | — | 1.7 |
| Men's and boys' shorts (including dress and athletic) and swimwear..... | 0381-0742 | 12/03 | 86.6 | 86.6 | 86.6 | 0.1 | 0.0 |
| Men's and boys' sweaters, sweatpants, beachwear (exc. swim), & ski apparel..... | 0381-0743 | 12/03 | 120.6 | 120.6 | 120.6 | 4.4 | 0.0 |
| Men's and boys' neckwear..... | 0381-0751 | 12/03 | 106.3 | 106.2 | 106.2 | 0.2 | 0.0 |
| Men's and boys' underwear, nightwear, and robes..... | 0381-0761 | 12/03 | 119.1 | 120.2 | 121.4 | 5.1 | 1.0 |
| Apparel made in knitting mills..... | 0381-08 | 12/03 | 108.3 | 108.4 | 108.4 | 0.1 | 0.0 |
| Knit outerwear..... | 0381-0807 | 06/05 | 105.7 | 106.0 | 106.0 | 0.3 | 0.0 |
| Women's, girls', and infants' knit underwear and nightwear..... | 0381-0812 | 12/03 | 111.1 | 111.1 | 111.1 | 4.0 | 0.0 |
| Women's and girls' sheer finished pantyhose, including tights, all needle..... | 0381-0821 | 12/03 | 123.6 | 123.6 | 123.6 | 0.4 | 0.0 |
| Women's and girls' sheer finished hosiery..... | 0381-0822 | 12/03 | 120.5 | 120.5 | 120.5 | 0.5 | 0.0 |
| Men's finished seamless hosiery and socks..... | 0381-0824 | 12/03 | 110.5 | 110.3 | 110.5 | 1.5 | 0.2 |

See footnotes at end of table.

Table 6. Producer price indexes and percent changes for commodity and service groupings and individual items, not seasonally adjusted — Continued
 [1982=100 unless otherwise indicated]

| Commodity | Commodity code | Other index base | Index | | | Percent change to June 2012 from: | |
|--|----------------|------------------|------------------------|-----------------------|------------------------|-----------------------------------|-------------|
| | | | Feb. 2012 ¹ | May 2012 ¹ | June 2012 ¹ | June 2011 | May 2012 |
| All other finished hosiery, other than sheer..... | 0381-0825 | 12/03 | 106.7 | 106.7 | 106.7 | 0.3 | 0.0 |
| Seamless hosiery (except sheer) shipped in the greige..... | 0381-0826 | 12/03 | 107.0 | 107.1 | 107.1 | -4.6 | 0.0 |
| Textile house furnishings..... | 0382 | | 141.7 | 142.1 | 142.4 | 1.7 | 0.2 |
| Textile house furnishings..... | 0382-03 | 06/83 | 152.6 | 153.1 | 153.4 | 1.7 | 0.2 |
| Curtains and draperies..... | 0382-0304 | 12/05 | 109.5 | 110.4 | 110.3 | 1.0 | -0.1 |
| Other textiles, incl towels and bed textiles..... | 0382-0312 | 06/05 | 115.7 | 116.0 | 116.3 | 1.8 | 0.3 |
| Fabricated textile products, made in weaving mills..... | 0382-03121 | 06/11 | 102.3 | 102.4 | 102.4 | 2.4 | 0.0 |
| Other household textile products..... | 0382-03122 | 06/11 | 101.0 | 101.3 | 101.6 | 1.6 | 0.3 |
| Bedspreads and bedsets..... | 0382-031221 | 12/11 | 100.0 | 104.5 | 103.3 | - | -1.1 |
| Sheets and pillowcases..... | 0382-031223 | 12/11 | 100.0 | 100.0 | 100.0 | - | 0.0 |
| Other household furnishings..... | 0382-031226 | 12/11 | 100.2 | 100.2 | 100.5 | - | 0.3 |
| Industrial and other fabricated products..... | 0383 | | 156.6 | 157.6 | 159.6 | 3.2 | 1.3 |
| Industrial and other fabricated products..... | 0383-03 | | 155.9 | 157.0 | 159.0 | 3.2 | 1.3 |
| Cordage and twine, soft fiber (except cotton)..... | 0383-0324 | 06/85 | 159.4 | 160.2 | 159.2 | 1.1 | -0.6 |
| Duffle bags and knapsacks..... | 0383-0333 | 06/10 | 104.6 | 104.5 | 104.5 | -0.4 | 0.0 |
| All other textile bags..... | 0383-0334 | 06/10 | 104.5 | 106.1 | 105.7 | 2.6 | -0.4 |
| Canvas and related products..... | 0383-0345 | 06/03 | 120.2 | 120.9 | 125.7 | 6.6 | 4.0 |
| Fabricated textile products, n.e.c..... | 0383-0351 | 12/85 | 129.8 | 130.1 | 130.1 | 1.0 | 0.0 |
| Fabricated flags, banners, and similar emblems..... | 0383-03513 | 12/09 | 102.7 | 103.3 | 103.3 | 1.9 | 0.0 |
| Fabricated textile products..... | 0383-03515 | 12/09 | 103.1 | 103.4 | 103.5 | 1.4 | 0.1 |
| Miscellaneous textile products/services..... | 039 | 06/85 | 142.8 | 145.0 | 146.0 | 3.8 | 0.7 |
| Textile materials n.e.c. and processed textile waste..... | 0391 | 06/85 | 159.0 | 165.2 | 168.1 | 8.9 | 1.8 |
| Textile fibers, yarns, and fabrics, n.e.c..... | 0391-01 | 06/85 | 147.2 | 148.7 | 148.1 | 3.3 | -0.4 |
| Textile fibers, yarns, and fabrics, n.e.c..... | 0391-0105 | 12/11 | 100.0 | 101.0 | 100.6 | - | -0.4 |
| Textile waste..... | 0391-02 | 12/85 | 173.1 | 182.3 | 187.4 | 10.8 | 2.8 |
| Textile and fabric finishing, except broadwoven..... | 0393 | 12/01 | 111.9 | 111.9 | 111.9 | 0.7 | 0.0 |
| Textile and fabric finishing, except broadwoven..... | 0393-01 | 12/01 | 111.9 | 111.9 | 111.9 | 0.7 | 0.0 |
| Textile and fabric finishing, except broadwoven..... | 0393-0111 | 12/03 | 111.6 | 111.6 | 111.6 | 0.6 | 0.0 |
| Hides, skins, leather, and related products..... | 04 | | 192.7 | 204.6 | 203.5 | 0.2 | -0.5 |
| Hides and skins, incl. cattle..... | 041 | | 243.5 | 281.6 | 278.1 | -2.0 | -1.2 |
| Hides and skins, incl. cattle..... | 0419 | 06/01 | 111.5 | 128.9 | 127.3 | -2.0 | -1.2 |
| Hides and skins, incl. cattle..... | 0419-01 | 06/01 | 111.5 | 128.9 | 127.3 | -2.0 | -1.2 |
| Hides and skins, incl. cattle..... | 0419-0108 | 06/01 | 111.5 | 128.9 | 127.3 | -2.0 | -1.2 |
| Leather..... | 042 | | 248.4 | 259.0 | 258.5 | -3.1 | -0.2 |
| Finished and unfinished leather..... | 0427 | 12/97 | 136.2 | 142.0 | 141.7 | -3.1 | -0.2 |
| Finished and unfinished leather..... | 0427-01 | 12/97 | 136.2 | 142.0 | 141.7 | -3.1 | -0.2 |
| Finished and unfinished leather..... | 0427-0102 | 12/03 | 113.6 | 118.4 | 118.2 | -3.1 | -0.2 |
| Footwear..... | 043 | | 172.7 | 176.4 | 176.1 | 5.5 | -0.2 |
| Men's nonathletic footwear..... | 0431 | | 194.4 | 199.9 | 198.9 | 6.9 | -0.5 |
| Men's nonathletic footwear..... | 0431-05 | 12/93 | 135.6 | 139.4 | 138.7 | 6.9 | -0.5 |
| Men's nonathletic footwear..... | 0431-0501 | 12/93 | 135.7 | 139.5 | 138.8 | 6.9 | -0.5 |
| Women's nonathletic footwear..... | 0432 | | 146.8 | 147.9 | 148.8 | 3.3 | 0.6 |
| Women's nonathletic footwear..... | 0432-05 | 12/93 | 114.8 | 115.7 | 116.3 | 3.3 | 0.5 |
| Women's nonathletic footwear..... | 0432-0501 | 12/93 | 114.7 | 115.6 | 116.3 | 3.3 | 0.6 |
| Other footwear including slippers..... | 0439 | 12/02 | 109.7 | 110.8 | 110.7 | 0.1 | -0.1 |
| Other footwear including slippers..... | 0439-01 | 12/02 | 109.7 | 110.8 | 110.7 | 0.1 | -0.1 |
| Other footwear including slippers..... | 0439-0104 | 12/11 | 97.5 | 98.5 | 98.4 | - | -0.1 |
| Other leather and related products..... | 044 | | 167.8 | 167.8 | 167.6 | 2.1 | -0.1 |
| Luggage and small leather goods..... | 0441 | | 161.8 | 161.5 | 161.2 | 2.3 | -0.2 |
| Luggage and small leather goods..... | 0441-01 | | 161.8 | 161.5 | 161.2 | 2.3 | -0.2 |
| Luggage..... | 0441-0112 | 12/84 | 127.3 | 126.3 | 125.8 | 2.6 | -0.4 |
| Women's & children's handbags & purses..... | 0441-0128 | 06/82 | 163.3 | 163.2 | 163.3 | 6.2 | 0.1 |
| Other personal leather goods..... | 0441-0132 | 06/82 | 166.5 | 167.1 | 166.7 | 1.1 | -0.2 |
| Leather and leather-like goods, n.e.c..... | 0445 | 06/85 | 159.1 | 159.8 | 159.8 | 1.7 | 0.0 |
| Leather and leather-like goods, n.e.c..... | 0445-01 | 06/85 | 159.1 | 159.8 | 159.8 | 1.7 | 0.0 |
| All other leather goods..... | 0445-0101 | 06/85 | 170.2 | 170.7 | 170.7 | 2.2 | 0.0 |
| Boot and shoe cut stock and findings..... | 0445-01011 | 12/11 | 100.0 | 102.1 | 102.1 | - | 0.0 |
| All other miscellaneous leather goods..... | 0445-01014 | 12/11 | 100.2 | 100.2 | 100.2 | - | 0.0 |
| Leather belts..... | 0445-0111 | 06/85 | 143.7 | 144.7 | 144.7 | 1.1 | 0.0 |
| Fuels and related products and power..... | 05 | | 212.1 | 211.3 | 206.3 | -7.9 | -2.4 |
| Coal..... | 051 | | 212.2 | 214.2 | 208.8 | 0.9 | -2.5 |
| Anthracite..... | 0511 | | 210.9 | 210.6 | 210.9 | 13.3 | 0.1 |

See footnotes at end of table.

Table 6. Producer price indexes and percent changes for commodity and service groupings and individual items, not seasonally adjusted — Continued
 [1982=100 unless otherwise indicated]

| Commodity | Commodity code | Other index base | Index | | | Percent change to June 2012 from: | |
|--|----------------|------------------|------------------------|-----------------------|------------------------|-----------------------------------|----------|
| | | | Feb. 2012 ¹ | May 2012 ¹ | June 2012 ¹ | June 2011 | May 2012 |
| Prepared anthracite shipped..... | 0511-01 | | 244.9 | 244.4 | 244.8 | 15.7 | 0.2 |
| Prepared anthracite shipped..... | 0511-0117 | 12/86 | 252.2 | 251.8 | 252.1 | 15.7 | 0.1 |
| Unprepared anthracite shipped..... | 0511-02 | | 117.5 | 117.5 | 117.5 | 3.1 | 0.0 |
| Unprepared anthracite shipped..... | 0511-0214 | 12/86 | 112.2 | 112.2 | 112.2 | 3.1 | 0.0 |
| Bituminous coal and Lignite..... | 0512 | | 212.1 | 214.1 | 208.6 | 0.8 | -2.6 |
| Unprepared bituminous coal and Lignite..... | 0512-08 | | 172.6 | 169.6 | 177.0 | 8.5 | 4.4 |
| Unprepared bituminous coal and Lignite..... | 0512-081 | | 172.6 | 169.6 | 177.0 | 8.5 | 4.4 |
| Unprepared bituminous coal and lignite from surface mine..... | 0512-0811 | 06/08 | 131.1 | 125.0 | 126.5 | 8.2 | 1.2 |
| Unprepared bituminous coal and lignite from underground mine..... | 0512-0812 | 06/08 | 123.4 | 125.7 | 135.5 | 10.5 | 7.8 |
| Prepared bituminous coal and lignite..... | 0512-09 | 12/01 | 225.1 | 228.4 | 219.7 | -0.6 | -3.8 |
| Prepared bituminous coal & lignite, washed by wet-washing, pneumatic, or other..... | 0512-091 | 12/01 | 270.7 | 268.3 | 258.4 | -3.7 | -3.7 |
| Prepared bituminous coal & lignite surface mine, wet-washing, pneumatic, or other..... | 0512-0911 | 06/08 | 110.5 | 110.7 | 109.7 | -6.1 | -0.9 |
| Prepared bituminous coal & lignite underground mine, wet-washing, pneumatic, or other..... | 0512-0912 | 06/08 | 139.2 | 137.4 | 131.0 | -2.8 | -4.7 |
| Prepared bituminous coal & lignite, mechanically crushed/screened/sized only..... | 0512-092 | 12/01 | 189.5 | 199.5 | 191.6 | 4.6 | -4.0 |
| Prepared bituminous coal & lignite surface mine, mechanically crushed/screened/sized only..... | 0512-0921 | 06/08 | 128.8 | 137.2 | 131.2 | 5.1 | -4.4 |
| Prepared bituminous coal underground mine, mechanically crushed/screened/sized only..... | 0512-0922 | 06/08 | 126.8 | 126.2 | 123.9 | 2.6 | -1.8 |
| Gas fuels..... | 053 | | 163.3 | 134.8 | 132.9 | -41.3 | -1.4 |
| Natural gas..... | 0531 | | 115.3 | 88.4 | 101.7 | -44.7 | 15.0 |
| Natural gas..... | 0531-01 | | 115.3 | 88.4 | 101.7 | -44.7 | 15.0 |
| Natural gas..... | 0531-0105 | 06/96 | 146.1 | 112.0 | 128.9 | -44.7 | 15.1 |
| Liquefied petroleum gas..... | 0532 | | 336.4 | 311.2 | 234.2 | -37.9 | -24.7 |
| Liquefied petroleum gas..... | 0532-01 | | 336.4 | 311.2 | 234.2 | -37.9 | -24.7 |
| Isopentane and natural gasoline..... | 0532-0102 | 06/09 | 160.9 | 169.5 | 134.4 | -15.3 | -20.7 |
| Propane..... | 0532-0104 | | 341.1 | 316.2 | 235.9 | -46.7 | -25.4 |
| Butane..... | 0532-0105 | | 332.4 | 279.6 | 213.8 | -32.2 | -23.5 |
| Ethane, gas mixtures and other natural gas liquids..... | 0532-0108 | 06/09 | 107.5 | 96.7 | 69.2 | -48.1 | -28.4 |
| Electric power..... | 054 | | 186.1 | 188.7 | 191.6 | -0.5 | 1.5 |
| Residential electric power..... | 0541 | 12/90 | 157.8 | 159.0 | 159.8 | -1.2 | 0.5 |
| Residential electric power..... | 0541-21 | 12/90 | 157.8 | 159.0 | 159.8 | -1.2 | 0.5 |
| Residential electric power..... | 0541-2101 | 12/90 | 157.8 | 159.0 | 159.8 | -1.2 | 0.5 |
| Commercial electric power..... | 0542 | | 179.4 | 183.9 | 188.3 | -0.1 | 2.4 |
| Commercial electric power..... | 0542-21 | 12/90 | 157.0 | 160.9 | 164.8 | -0.1 | 2.4 |
| Commercial electric power..... | 0542-2101 | 12/90 | 157.0 | 160.9 | 164.8 | -0.1 | 2.4 |
| Industrial electric power..... | 0543 | | 200.3 | 201.8 | 206.3 | 0.3 | 2.2 |
| Industrial electric power..... | 0543-21 | 12/90 | 168.4 | 169.7 | 173.4 | 0.2 | 2.2 |
| Industrial electric power..... | 0543-2101 | 12/90 | 168.4 | 169.7 | 173.4 | 0.2 | 2.2 |
| Transportation electric power..... | 0546 | 12/10 | 102.1 | 102.0 | 109.7 | 4.8 | 7.5 |
| Transportation electric power..... | 0546-21 | 12/10 | 102.1 | 102.0 | 109.7 | 4.8 | 7.5 |
| Transportation electric power..... | 0546-2111 | 12/10 | 102.1 | 102.0 | 109.7 | 4.8 | 7.5 |
| Utility natural gas..... | 055 | 12/90 | 184.5 | 168.8 | 174.7 | -12.9 | 3.5 |
| Residential natural gas..... | 0551 | 12/90 | 181.6 | 167.0 | 174.0 | -13.5 | 4.2 |
| Residential natural gas..... | 0551-21 | 12/90 | 181.6 | 167.0 | 174.0 | -13.5 | 4.2 |
| Residential natural gas..... | 0551-2101 | 12/90 | 181.6 | 167.0 | 174.0 | -13.5 | 4.2 |
| Commercial natural gas..... | 0552 | 12/90 | 184.8 | 165.0 | 170.3 | -15.0 | 3.2 |
| Commercial natural gas..... | 0552-21 | 12/90 | 184.8 | 165.0 | 170.3 | -15.0 | 3.2 |
| Commercial natural gas..... | 0552-2101 | 12/90 | 184.8 | 165.0 | 170.3 | -15.0 | 3.2 |
| Industrial natural gas..... | 0553 | 12/90 | 177.1 | 153.6 | 157.5 | -18.8 | 2.5 |
| Industrial natural gas..... | 0553-21 | 12/90 | 177.1 | 153.6 | 157.5 | -18.8 | 2.5 |
| Industrial natural gas..... | 0553-2101 | 12/90 | 177.1 | 153.6 | 157.5 | -18.8 | 2.5 |
| Natural gas to electric power..... | 0554 | 12/90 | 158.9 | 147.4 | 152.0 | -10.2 | 3.1 |
| Natural gas to electric power..... | 0554-21 | 12/90 | 158.9 | 147.4 | 152.0 | -10.2 | 3.1 |
| Natural gas to electric power..... | 0554-2101 | 12/90 | 158.9 | 147.4 | 152.0 | -10.2 | 3.1 |
| Crude petroleum (domestic production)..... | 056 | | 295.3 | 274.2 | 243.0 | -12.5 | -11.4 |
| Crude petroleum (domestic production)..... | 0561 | | 295.3 | 274.2 | 243.0 | -12.5 | -11.4 |
| Crude petroleum (domestic production)..... | 0561-01 | | 295.3 | 274.2 | 243.0 | -12.5 | -11.4 |
| Crude petroleum (domestic production)..... | 0561-0102 | 06/84 | 321.7 | 298.7 | 264.7 | -12.5 | -11.4 |
| Petroleum products, refined..... | 057 | | 306.7 | 314.3 | 294.4 | -6.2 | -6.3 |

See footnotes at end of table.

Table 6. Producer price indexes and percent changes for commodity and service groupings and individual items, not seasonally adjusted — Continued
 [1982=100 unless otherwise indicated]

| Commodity | Commodity code | Other index base | Index | | | Percent change to June 2012 from: | |
|---|----------------|------------------|------------------------|-----------------------|------------------------|-----------------------------------|----------|
| | | | Feb. 2012 ¹ | May 2012 ¹ | June 2012 ¹ | June 2011 | May 2012 |
| Gasoline..... | 0571 | | 296.6 | 313.6 | 298.4 | -4.8 | -4.8 |
| Unleaded premium gasoline..... | 0571-03 | | 298.9 | 323.0 | 299.3 | -4.2 | -7.3 |
| Unleaded premium gasoline..... | 0571-0304 | 06/02 | 338.6 | 366.0 | 339.1 | -4.2 | -7.3 |
| Unleaded regular gasoline..... | 0571-04 | | 294.3 | 309.5 | 296.8 | -4.8 | -4.1 |
| Unleaded regular gasoline..... | 0571-0404 | 06/02 | 353.6 | 372.0 | 356.6 | -4.9 | -4.1 |
| Unleaded mid-premium gasoline..... | 0571-05 | 12/87 | 480.6 | 511.8 | 477.5 | -6.8 | -6.7 |
| Unleaded mid-premium gasoline..... | 0571-0504 | 06/02 | 328.7 | 350.0 | 326.6 | -6.8 | -6.7 |
| Kerosene and jet fuels..... | 0572 | | 325.7 | 312.6 | 285.8 | -10.4 | -8.6 |
| Kerosene..... | 0572-02 | | 340.8 | 326.3 | 295.1 | -14.5 | -9.6 |
| Kerosene..... | 0572-0201 | | 340.9 | 326.3 | 295.1 | -14.6 | -9.6 |
| Jet fuel..... | 0572-03 | | 325.9 | 312.8 | 286.1 | -10.2 | -8.5 |
| Jet fuel..... | 0572-0301 | | 328.4 | 315.2 | 288.3 | -10.2 | -8.5 |
| Light fuel oils..... | 0573 | | 316.5 | 317.1 | 288.2 | -9.1 | -9.1 |
| Home heating oil and distillates..... | 0573-02 | | 286.4 | 297.5 | 268.9 | -5.2 | -9.6 |
| Home heating oil and distillates..... | 0573-0201 | | 286.4 | 297.5 | 268.9 | -5.2 | -9.6 |
| No. 2 diesel fuel..... | 0573-03 | | 329.2 | 327.7 | 298.1 | -10.7 | -9.0 |
| No. 2 diesel fuel..... | 0573-0302 | 06/85 | 412.1 | 410.2 | 373.2 | -10.7 | -9.0 |
| Residual fuels (heavy fuel oils, incl. #5, #6, & other residual fuels)..... | 0574 | | 297.5 | 300.8 | 276.6 | -5.4 | -8.0 |
| Residual fuels (heavy fuel oils, incl. #5, #6, & other residual fuels)..... | 0574-07 | 06/85 | 437.0 | 441.9 | 406.4 | -5.4 | -8.0 |
| Residual fuels (heavy fuel oils, incl. #5, #6, & other residual fuels)..... | 0574-0703 | 06/02 | 386.3 | 390.5 | 359.2 | -5.4 | -8.0 |
| Finished lubricants..... | 0576 | | 417.3 | 418.7 | 422.1 | 3.6 | 0.8 |
| Lubricating grease..... | 0576-03 | | 350.5 | 350.5 | 355.1 | 4.4 | 1.3 |
| Lubricating grease not from petroleum refineries..... | 0576-0303 | 06/85 | 342.9 | 342.9 | 347.4 | 4.4 | 1.3 |
| Lubricating and similar oils..... | 0576-04 | 06/85 | 395.3 | 396.7 | 399.8 | 3.6 | 0.8 |
| Lubricating and similar oils not from petroleum refineries..... | 0576-0401 | 06/85 | 382.8 | 384.1 | 387.1 | 3.6 | 0.8 |
| Lubricating oil base stocks..... | 0578 | 06/09 | 209.3 | 207.5 | 193.1 | -3.5 | -6.9 |
| Lubricating oil base stocks..... | 0578-01 | 06/09 | 209.3 | 207.5 | 193.1 | -3.5 | -6.9 |
| Lubricating oil base stocks..... | 0578-0121 | 06/09 | 209.3 | 207.5 | 193.1 | -3.5 | -6.9 |
| Asphalt and other petroleum and coal products, n.e.c..... | 058 | 12/84 | 339.8 | 373.6 | 482.1 | -3.5 | 29.0 |
| Asphalt and other petroleum and coal products, n.e.c..... | 0581 | 12/84 | 339.8 | 373.6 | 482.1 | -3.5 | 29.0 |
| Asphalt..... | 0581-02 | 06/85 | 277.5 | 300.9 | 301.0 | 10.5 | 0.0 |
| Asphalt..... | 0581-0212 | 06/85 | 277.5 | 300.9 | 301.0 | 10.5 | 0.0 |
| Other petroleum and coal products, including coke oven products, n.e.c..... | 0581-03 | 12/84 | 648.0 | 715.4 | 989.5 | -6.8 | 38.3 |
| Other petroleum and coal products, including coke oven products, n.e.c..... | 0581-0319 | 12/84 | 648.0 | 715.4 | 989.5 | -6.8 | 38.3 |
| Other petroleum and coal products, made in coke oven establishments..... | 0581-03191 | 06/09 | 136.8 | 138.7 | 137.7 | 5.7 | -0.7 |
| Chemicals and allied products..... | 06 | | 278.1 | 283.3 | 278.2 | -0.5 | -1.8 |
| Industrial chemicals..... | 061 | | 314.9 | 324.4 | 312.7 | -7.9 | -3.6 |
| Basic inorganic chemicals..... | 0613 | | 296.9 | 303.3 | 302.4 | -0.7 | -0.3 |
| Inorganic chemicals, other than alkalis and chlorine..... | 0613-02 | | 305.6 | 313.3 | 311.8 | -0.9 | -0.5 |
| Aluminum compounds..... | 0613-0209 | 06/95 | 145.3 | 140.5 | 140.0 | -0.1 | -0.4 |
| Inorganic acids, inc. hydrochloric, sulfuric acid and other..... | 0613-020T | 12/08 | 107.6 | 113.6 | 111.4 | 22.4 | -1.9 |
| Sulfuric acid..... | 0613-020T1 | 06/87 | 159.3 | 150.8 | 151.5 | -1.2 | 0.5 |
| Lime, inc., quick hydrated & dead burned dolomite..... | 0613-0213 | | 227.8 | 228.8 | 228.8 | 3.4 | 0.0 |
| Potassium & sodium compounds, ex. bleaches..... | 0613-0217 | 06/01 | 278.6 | 278.8 | 288.0 | 4.0 | 3.3 |
| Barite..... | 0613-0252 | 12/84 | 118.2 | 128.7 | 128.7 | - | 0.0 |
| Rock salt..... | 0613-0271 | 12/84 | 291.7 | 289.8 | - | - | - |
| Other inorganic chemicals, n.e.c..... | 0613-0283 | 12/06 | 176.9 | 183.3 | 181.3 | -6.0 | -1.1 |
| Potassium salts & boron..... | 0613-0288 | 06/07 | 275.1 | - | - | - | - |
| Alkalis and chlorine, including natural sodium carbonate and sulfate..... | 0613-03 | | 308.6 | 310.5 | 312.0 | 0.3 | 0.5 |
| Basic organic chemicals..... | 0614 | | 319.5 | 329.6 | 315.7 | -9.6 | -4.2 |
| Primary basic organic chemicals..... | 0614-01 | | 407.9 | 420.5 | 388.7 | -14.2 | -7.6 |
| Aromatics..... | 0614-0197 | 06/01 | 441.5 | 450.1 | 431.0 | -4.2 | -4.2 |
| Liquid refinery gases..... | 0614-0198 | 06/01 | 355.0 | 369.1 | 332.2 | -20.5 | -10.0 |
| Cyclic intermediate chemicals and dyes..... | 0614-02 | | 205.5 | 208.0 | 201.1 | -2.6 | -3.3 |
| Cyclic intermediate chemicals..... | 0614-0281 | 06/01 | 192.2 | 194.8 | 187.7 | -3.2 | -3.6 |
| Synthetic organic dyes..... | 0614-0282 | 06/01 | 101.4 | 101.5 | 101.6 | 4.9 | 0.1 |
| Other basic organics..... | 0614-03 | | 233.8 | 241.8 | 240.8 | -4.3 | -0.4 |
| Ethanol (ethyl alcohol)..... | 0614-0341 | | 271.8 | 271.9 | 259.4 | -18.8 | -4.6 |
| Other basic organics..... | 0614-0399 | 06/87 | 234.7 | 243.7 | 244.0 | -2.2 | 0.1 |
| Paints and allied products..... | 062 | | 275.9 | 285.1 | 283.1 | 11.4 | -0.7 |

See footnotes at end of table.

Table 6. Producer price indexes and percent changes for commodity and service groupings and individual items, not seasonally adjusted — Continued
 [1982=100 unless otherwise indicated]

| Commodity | Commodity code | Other index base | Index | | | Percent change to June 2012 from: | |
|--|----------------|------------------|------------------------|-----------------------|------------------------|-----------------------------------|----------|
| | | | Feb. 2012 ¹ | May 2012 ¹ | June 2012 ¹ | June 2011 | May 2012 |
| Prepared paint..... | 0621 | | 267.3 | 271.8 | 270.0 | 8.9 | -0.7 |
| Architectural coatings..... | 0621-01 | | 309.2 | 309.6 | 309.2 | 11.7 | -0.1 |
| Architectural coatings..... | 0621-0104 | 12/03 | 169.6 | 169.8 | 169.6 | 11.7 | -0.1 |
| OEM finishes excluding marine coatings..... | 0621-02 | 06/83 | 183.8 | 190.8 | 190.1 | 8.1 | -0.4 |
| OEM finishes excluding marine coatings..... | 0621-0201 | 06/83 | 183.8 | 190.8 | 190.1 | 8.1 | -0.4 |
| Special purpose coatings, incl. marine, industrial & construction coatings..... | 0621-03 | 06/83 | 328.4 | 336.4 | 328.8 | 3.8 | -2.3 |
| Special purpose coatings, incl. marine, industrial & construction coatings..... | 0621-0301 | 06/83 | 328.4 | 336.4 | 328.8 | 3.8 | -2.3 |
| Paint materials..... | 0622 | | 282.7 | 304.8 | 302.1 | 19.3 | -0.9 |
| Paint colors..... | 0622-02 | | 240.1 | 260.6 | 258.1 | 22.1 | -1.0 |
| Iron oxide pigments..... | 0622-0206 | 06/83 | 218.4 | 220.5 | 221.1 | 4.2 | 0.3 |
| Titanium pigments..... | 0622-0209 | | 269.3 | 305.4 | 302.0 | 36.9 | -1.1 |
| All other organic pigments..... | 0622-0298 | 06/87 | 146.7 | 146.7 | 146.7 | 5.1 | 0.0 |
| All other inorganic pigments..... | 0622-0299 | 06/83 | 260.8 | 265.1 | 260.6 | 4.8 | -1.7 |
| Kaolin and ball clay..... | 0622-04 | | 193.2 | 196.5 | 196.5 | 2.7 | 0.0 |
| Kaolin and ball clay..... | 0622-0407 | | 221.5 | 225.3 | 225.3 | 2.7 | 0.0 |
| Allied and miscellaneous paint products..... | 0623 | 06/83 | 316.1 | 324.0 | 322.1 | 7.5 | -0.6 |
| Allied and miscellaneous paint products..... | 0623-01 | 06/83 | 316.1 | 324.0 | 322.1 | 7.5 | -0.6 |
| Allied and miscellaneous paint products..... | 0623-0104 | 12/03 | 178.9 | 183.4 | 182.4 | 7.5 | -0.5 |
| Drugs and pharmaceuticals..... | 063 | | 413.4 | 415.3 | 414.5 | 5.2 | -0.2 |
| Medicinal and botanical chemicals, drugs, and other products..... | 0631 | | 176.8 | 177.3 | 177.4 | 0.8 | 0.1 |
| Medicinal and botanical chemicals, drugs, and other products.... | 0631-02 | 06/82 | 176.9 | 177.3 | 177.4 | 0.8 | 0.1 |
| Medicinal and botanical chemicals, drugs, and other products.. | 0631-0203 | 06/82 | 176.9 | 177.3 | 177.4 | 0.8 | 0.1 |
| Veterinary pharmaceutical preparations..... | 0634 | | 164.6 | 164.2 | 164.2 | 1.5 | 0.0 |
| Veterinary pharmaceutical preparations..... | 0634-03 | 12/87 | 163.5 | 163.1 | 163.1 | 1.6 | 0.0 |
| Veterinary pharmaceutical preparations..... | 0634-0302 | 06/01 | 124.7 | 124.4 | 124.4 | 1.6 | 0.0 |
| Veterinary pharmaceutical preparations, prescription..... | 0634-0302RX | 12/09 | 107.1 | 106.8 | 106.8 | 2.1 | 0.0 |
| Biological products, including diagnostics..... | 0637 | | 235.5 | 235.6 | 235.6 | 0.9 | 0.0 |
| Biological products, excluding diagnostics, for veterinary, industrial, and all other misc. use..... | 0637-17 | 12/04 | 116.1 | 117.6 | 116.7 | 0.9 | -0.8 |
| Biological veterinary vaccines, bacterins, toxoids, other antigens, and other biologics..... | 0637-1702 | 06/09 | 93.1 | - | 93.9 | 0.6 | - |
| Diagnostics..... | 0637-18 | 06/09 | 106.1 | 105.5 | 105.9 | 0.2 | 0.4 |
| In-vitro diagnostics..... | 0637-1801 | | 178.6 | 177.7 | 178.3 | -0.2 | 0.3 |
| Biological products for human use..... | 0637-19 | 06/09 | 113.6 | 113.8 | 113.7 | 1.4 | -0.1 |
| Pharmaceutical preparations..... | 0638 | 06/01 | 169.4 | 170.4 | 170.0 | 6.7 | -0.2 |
| Pharmaceuticals affecting neoplasms, the endocrine system, & metabolic diseases..... | 0638-01 | 06/01 | 173.4 | 173.5 | 173.4 | 2.1 | -0.1 |
| Cancer therapy products..... | 0638-0102 | 12/09 | 98.2 | 98.4 | 98.4 | 0.7 | 0.0 |
| Insulin/antidiabetes products..... | 0638-0103 | 12/09 | 128.5 | 128.5 | 128.5 | 9.7 | 0.0 |
| Other neoplasms, endocrine system, and metabolic diseases... | 0638-0104 | 12/09 | 100.7 | 100.7 | 100.7 | 0.0 | 0.0 |
| Hormones and oral contraceptives..... | 0638-0105 | 12/09 | 105.9 | 105.8 | 105.3 | 1.6 | -0.5 |
| Pharmaceuticals acting on the central nervous system and the sense organs..... | 0638-02 | 06/01 | 189.6 | 192.4 | 191.5 | 10.2 | -0.5 |
| Analgesics..... | 0638-0202 | 12/09 | 106.4 | 109.1 | 109.2 | 4.7 | 0.1 |
| Analgesics, over-the-counter..... | 0638-0202OC | 06/81 | 244.1 | 244.1 | 244.1 | 0.2 | 0.0 |
| Analgesics, prescription..... | 0638-0202RX | 06/81 | 863.7 | 887.7 | 889.1 | 5.2 | 0.2 |
| Psychotherapeutics..... | 0638-0203 | 12/09 | 129.5 | 132.5 | 131.1 | 19.9 | -1.1 |
| Antidepressants..... | 0638-02031 | 12/09 | 125.7 | 125.8 | 125.3 | 18.1 | -0.4 |
| Other psychotherapeutics, including tranquilizers..... | 0638-02032 | 12/09 | 143.1 | 148.8 | 146.4 | 17.5 | -1.6 |
| Anticonvulsants..... | 0638-0204 | 12/09 | 121.6 | 121.6 | 121.6 | 4.7 | 0.0 |
| Other central nervous system and sense organs..... | 0638-0205 | 12/09 | 118.2 | 118.8 | 118.9 | 4.9 | 0.1 |
| Pharmaceuticals acting on the cardiovascular system..... | 0638-03 | 06/01 | 186.7 | 186.4 | 185.7 | 9.0 | -0.4 |
| Anticoagulants..... | 0638-0302 | 12/09 | 109.5 | 110.7 | 110.7 | -3.8 | 0.0 |
| ACE inhibitors..... | 0638-0303 | 12/09 | 116.8 | 116.8 | 116.8 | 8.4 | 0.0 |
| Calcium channel blockers and other vasodilators..... | 0638-0304 | 12/09 | 146.7 | 141.7 | 137.2 | 2.5 | -3.2 |
| Other cardiovascular preparations..... | 0638-0305 | 12/09 | 138.2 | 138.3 | 138.3 | 11.9 | 0.0 |
| Pharmaceuticals acting on the respiratory system..... | 0638-04 | 06/01 | 164.7 | 165.7 | 165.3 | 7.2 | -0.2 |
| Antihistamines and bronchodilators, including antiasthmatics.. | 0638-0402 | 12/07 | 135.4 | 137.1 | 136.3 | 10.1 | -0.6 |
| Other respiratory preparations..... | 0638-0403 | 12/07 | 127.2 | 127.2 | 127.2 | 3.4 | 0.0 |
| Other respiratory preparations, over-the-counter..... | 0638-0403OC | 12/07 | 105.7 | 105.7 | 105.7 | -0.3 | 0.0 |
| Other respiratory preparations, prescription..... | 0638-0403RX | 12/07 | 133.1 | 133.1 | 133.1 | 3.8 | 0.0 |
| Pharmaceuticals acting on the digestive or the genito-urinary systems..... | 0638-05 | 06/01 | 164.3 | 165.3 | 165.2 | 8.0 | -0.1 |
| Antispasmodic/antisecretory..... | 0638-0502 | 12/09 | 92.9 | 92.9 | 92.9 | -3.9 | 0.0 |
| Other digestive or genito-urinary preparations..... | 0638-0503 | 12/09 | 105.8 | 106.8 | 106.7 | 13.9 | -0.1 |
| Other digestive or genito-urinary preparations, over-the-counter..... | 0638-0503OC | 06/01 | 116.8 | 116.8 | 116.8 | 1.7 | 0.0 |

See footnotes at end of table.

Table 6. Producer price indexes and percent changes for commodity and service groupings and individual items, not seasonally adjusted — Continued
 [1982=100 unless otherwise indicated]

| Commodity | Commodity code | Other index base | Index | | | Percent change to June 2012 from: | |
|--|----------------|------------------|------------------------|-----------------------|------------------------|-----------------------------------|----------|
| | | | Feb. 2012 ¹ | May 2012 ¹ | June 2012 ¹ | June 2011 | May 2012 |
| Other digestive or genito-urinary preparations, prescription... | 0638-0503RX | 06/01 | 153.7 | 155.4 | 155.3 | 16.5 | -0.1 |
| Antacids..... | 0638-0504 | 12/09 | 96.6 | 96.6 | 96.6 | 1.2 | 0.0 |
| Pharmaceuticals acting on the skin..... | 0638-06 | 06/01 | 158.2 | 158.0 | 155.2 | -2.0 | -1.8 |
| Emollients and protectives, including burn remedies..... | 0638-0602 | 12/09 | 101.8 | 101.4 | 101.4 | 0.9 | 0.0 |
| Other pharmaceutical preparations acting on the skin..... | 0638-0603 | 12/09 | 95.6 | 95.6 | 92.8 | -3.1 | -2.9 |
| Other pharmaceutical preparations acting on the skin, over-the-counter..... | 0638-0603OC | 12/09 | 99.4 | 99.4 | 95.3 | -5.0 | -4.1 |
| Anti-acne preparations..... | 0638-0604 | 12/09 | 101.7 | 101.7 | 101.4 | -1.9 | -0.3 |
| Anti-acne preparations, prescription..... | 0638-0604RX | 12/09 | 103.1 | 103.0 | 102.4 | -6.0 | -0.6 |
| Vitamin, nutrient, and hematinic preparations..... | 0638-07 | 06/01 | 118.5 | 120.0 | 119.8 | 2.1 | -0.2 |
| Multivitamins..... | 0638-0702 | 12/09 | 101.7 | 103.1 | 102.7 | 2.1 | -0.4 |
| Other vitamins and nutrients..... | 0638-0703 | 12/09 | 106.5 | 107.9 | 107.9 | 2.2 | 0.0 |
| Other vitamins and nutrients, over-the-counter..... | 0638-0703OC | 06/01 | 101.6 | 101.6 | 101.6 | 1.7 | 0.0 |
| Other vitamins and nutrients, prescription..... | 0638-0703RX | 06/01 | 188.1 | 194.5 | 194.5 | 3.4 | 0.0 |
| Pharmaceuticals affecting parasitic and infective diseases..... | 0638-08 | 06/01 | 165.7 | 165.9 | 165.9 | 6.4 | 0.0 |
| Broad and medium spectrum antibiotics..... | 0638-0802 | 12/09 | 107.4 | 106.6 | 106.6 | 2.4 | 0.0 |
| Systemic antivirals..... | 0638-0803 | 12/09 | 116.0 | 116.0 | 116.0 | 6.1 | 0.0 |
| Other parasitic and infective diseases..... | 0638-0804 | 12/09 | 115.9 | 117.7 | 117.9 | 9.3 | 0.2 |
| Fats and oils, inedible..... | 064 | | 338.7 | 354.5 | 341.0 | -4.7 | -3.8 |
| Fats and oils, inedible..... | 0641 | | 338.7 | 354.5 | 341.0 | -4.7 | -3.8 |
| Fats and oils, inedible..... | 0641-01 | | 338.7 | 354.5 | 341.0 | -4.7 | -3.8 |
| Soybean oil, processed for inedible purposes..... | 0641-0131 | 06/95 | 213.7 | 221.1 | 215.0 | -2.3 | -2.8 |
| Lard, inedible tallow, and grease, except wool grease..... | 0641-0132 | 06/02 | 381.4 | 419.2 | 385.5 | -11.1 | -8.0 |
| Agricultural chemicals and chemical products..... | 065 | | 251.4 | 252.3 | 253.7 | 4.5 | 0.6 |
| Mixed fertilizers..... | 0651 | | 206.7 | 207.5 | 209.5 | 7.2 | 1.0 |
| Mixed fertilizers..... | 0651-05 | 06/86 | 218.1 | 219.0 | 221.1 | 7.2 | 1.0 |
| Mixed fertilizers..... | 0651-0501 | 06/86 | 218.1 | 219.0 | 221.1 | 7.2 | 1.0 |
| Fertilizer materials..... | 0652 | | 313.6 | 314.2 | 313.6 | 0.7 | -0.2 |
| Nitrogenates..... | 0652-01 | | 349.0 | 367.5 | 380.3 | 8.8 | 3.5 |
| Synthetic ammonia, nitric acid, and ammonium compounds.... | 0652-0135 | 06/03 | 239.9 | 242.0 | 249.5 | 1.7 | 3.1 |
| Urea..... | 0652-0136 | | 234.0 | 303.2 | 320.2 | 45.6 | 5.6 |
| Fertilizer materials of organic origin..... | 0652-0137 | 12/93 | 233.1 | 233.3 | 229.3 | 1.5 | -1.7 |
| Phosphates..... | 0652-02 | | 288.8 | 274.9 | 263.2 | -7.6 | -4.3 |
| Superphosphates and other phosphate fertilizer materials..... | 0652-0271 | 06/03 | 264.4 | 242.4 | 255.6 | -5.4 | 5.4 |
| Other agricultural chemicals..... | 0653 | | 182.6 | 183.4 | 185.8 | 6.8 | 1.3 |
| Other agricultural chemicals..... | 0653-01 | | 182.6 | 183.4 | 185.8 | 6.8 | 1.3 |
| Lawn and garden pesticides and chemicals..... | 0653-0107 | 06/03 | 121.1 | 121.0 | 126.3 | 3.8 | 4.4 |
| Household and institutional pesticides & chemicals..... | 0653-0108 | 06/03 | 134.2 | 134.3 | 134.5 | 1.7 | 0.1 |
| Agricultural and commercial pesticides and chemicals..... | 0653-0109 | 06/03 | 121.2 | 122.0 | 123.8 | 9.1 | 1.5 |
| Plastic resins and materials..... | 066 | | 234.9 | 241.2 | 234.9 | -1.5 | -2.6 |
| Thermoplastic resins and plastics material..... | 0662 | | 237.6 | 244.7 | 237.2 | -2.0 | -3.1 |
| Thermoplastic resins and plastics material..... | 0662-12 | 12/03 | 165.1 | 170.1 | 164.8 | -2.0 | -3.1 |
| Thermoplastic resins and plastics material..... | 0662-1201 | 12/03 | 165.1 | 170.1 | 164.8 | -2.0 | -3.1 |
| Thermosetting resins and plastics material..... | 0663 | | 234.0 | 236.4 | 236.6 | 2.0 | 0.1 |
| Thermosetting resins and plastics material..... | 0663-06 | 12/98 | 166.8 | 168.5 | 168.6 | 2.0 | 0.1 |
| Thermosetting resins and plastics material..... | 0663-0601 | 12/98 | 166.8 | 168.5 | 168.6 | 2.0 | 0.1 |
| Other chemicals and allied products..... | 067 | | 187.8 | 188.9 | 188.6 | 2.8 | -0.2 |
| Soaps and detergents..... | 0671 | | 174.0 | 174.4 | 174.5 | 6.3 | 0.1 |
| Soaps and detergents..... | 0671-04 | 06/83 | 167.2 | 167.5 | 167.6 | 6.3 | 0.1 |
| Soaps and detergents, commercial, industrial, & institutional.... | 0671-0401 | 06/83 | 217.0 | 216.8 | 217.4 | 1.9 | 0.3 |
| Hard surface soaps and detergents, commercial, industrial, & institutional..... | 0671-040101 | 12/11 | 99.9 | 97.7 | 97.8 | - | 0.1 |
| Commercial, industrial, and institutional laundry detergents.... | 0671-040102 | 12/11 | 100.0 | 99.0 | 99.2 | - | 0.2 |
| Commercial, industrial, and institutional dishwashing detergents..... | 0671-040103 | 12/11 | 100.0 | 102.3 | 103.0 | - | 0.7 |
| Commercial, industrial, and institutional metal cleaners..... | 0671-040104 | 12/11 | 101.4 | 101.3 | 101.5 | - | 0.2 |
| Dairy, farm, and food plant cleaners, sanitizers, etc..... | 0671-040106 | 12/11 | 100.0 | 103.0 | 103.1 | - | 0.1 |
| Commercial, industrial, and institutional soaps, excluding specialty cleaners..... | 0671-040107 | 12/11 | 99.3 | 97.4 | 97.6 | - | 0.2 |
| Household detergents..... | 0671-0402 | | 157.1 | 157.5 | 157.5 | 13.5 | 0.0 |
| Soaps, excluding specialty cleaners, household..... | 0671-0403 | 06/83 | 189.1 | 190.0 | 190.0 | 3.2 | 0.0 |
| Polish and other sanitation goods..... | 0672 | 06/83 | 167.3 | 168.0 | 168.4 | 2.9 | 0.2 |
| Polish and other sanitation goods..... | 0672-01 | 06/83 | 167.3 | 168.0 | 168.4 | 2.9 | 0.2 |
| Polishing preparations and related products..... | 0672-0103 | 06/83 | 202.5 | 203.0 | 204.8 | 4.0 | 0.9 |
| Specialty cleaning and sanitation products (including household bleaches)..... | 0672-0104 | 06/07 | 104.7 | 105.1 | 105.2 | 2.5 | 0.1 |

See footnotes at end of table.

Table 6. Producer price indexes and percent changes for commodity and service groupings and individual items, not seasonally adjusted — Continued
 [1982=100 unless otherwise indicated]

| Commodity | Commodity code | Other index base | Index | | | Percent change to June 2012 from: | |
|---|----------------|------------------|------------------------|-----------------------|------------------------|-----------------------------------|-------------|
| | | | Feb. 2012 ¹ | May 2012 ¹ | June 2012 ¹ | June 2011 | May 2012 |
| Air and room fresheners..... | 0672-01043 | 12/11 | 100.0 | 100.9 | 100.7 | - | -0.2 |
| Specialty cleaning and sanitation products..... | 0672-01044 | 12/11 | 100.9 | 101.5 | 101.6 | - | 0.1 |
| Household bleaches, disinfectants, and laundry fabric softeners..... | 0672-01049 | 12/11 | 100.0 | 100.0 | 100.2 | - | 0.2 |
| Cosmetics and other toilet preparations..... | 0675 | | 153.7 | 153.9 | 154.3 | 1.7 | 0.3 |
| Shaving preparations..... | 0675-02 | | 139.2 | 139.2 | 139.2 | -0.1 | 0.0 |
| Shaving preparations..... | 0675-0206 | 06/99 | 123.2 | 123.2 | 123.2 | 0.0 | 0.0 |
| Perfumes, toilet waters, and colognes..... | 0675-03 | | 165.8 | 165.8 | 165.8 | 0.5 | 0.0 |
| Perfumes, toilet waters, and colognes..... | 0675-0306 | 06/99 | 103.4 | 103.4 | 103.4 | 0.5 | 0.0 |
| Hair preparations (including shampoos)..... | 0675-04 | | 165.2 | 166.2 | 167.0 | 3.7 | 0.5 |
| Hair preparations (including shampoos)..... | 0675-0407 | 06/99 | 122.3 | 123.0 | 123.6 | 3.8 | 0.5 |
| Hair preparations (including shampoos), excluding hair tonics..... | 0675-040701 | 12/11 | 101.2 | 101.3 | 102.6 | - | 1.3 |
| Hair tonics, including hair and scalp conditioners..... | 0675-040702 | 12/11 | 99.5 | 100.7 | 100.4 | - | -0.3 |
| Dentifrices..... | 0675-05 | | 129.3 | 129.3 | 129.3 | 0.3 | 0.0 |
| Mouthwashes, gargles, and rinses..... | 0675-0504 | 12/11 | 100.0 | 100.0 | 100.0 | - | 0.0 |
| Creams, lotions and oils, excluding shaving, hair, and deodorant..... | 0675-14 | 06/99 | 116.9 | 116.9 | 116.9 | 3.0 | 0.0 |
| Creams, lotions and oils, excluding shaving, hair, and deodorant..... | 0675-1401 | 06/99 | 116.9 | 116.9 | 116.9 | 3.0 | 0.0 |
| Other cosmetics and toilet preparations..... | 0675-15 | 06/99 | 103.4 | 103.3 | 103.8 | 0.2 | 0.5 |
| Other cosmetics and toilet preparations..... | 0675-1501 | 06/99 | 103.4 | 103.3 | 103.8 | 0.2 | 0.5 |
| Misc. chemical prod. and preparations..... | 0679 | | 222.4 | 224.7 | 223.3 | 2.1 | -0.6 |
| Explosives, propellants, and blasting accessories..... | 0679-02 | | 207.8 | 208.8 | 210.7 | 5.1 | 0.9 |
| Explosives, propellants, and blasting accessories..... | 0679-0234 | 12/03 | 127.7 | 128.3 | 129.5 | 5.1 | 0.9 |
| Industrial gases..... | 0679-03 | | 201.4 | 197.6 | 194.9 | -4.3 | -1.4 |
| Acetylene..... | 0679-0301 | | 289.7 | 302.3 | 301.8 | 0.9 | -0.2 |
| Carbon dioxide..... | 0679-0302 | | 290.5 | 295.1 | 292.1 | 1.5 | -1.0 |
| Nitrogen..... | 0679-0303 | | 146.2 | 150.8 | 150.8 | 5.3 | 0.0 |
| Oxygen..... | 0679-0304 | | 246.8 | 244.4 | 245.9 | -4.2 | 0.6 |
| Argon and hydrogen..... | 0679-0309 | 06/09 | 101.4 | 99.3 | 100.7 | 0.0 | 1.4 |
| Fluorocarbon and other industrial gases..... | 0679-0312 | 06/09 | 114.1 | 107.4 | 101.4 | -15.0 | -5.6 |
| Adhesives and sealants..... | 0679-04 | 12/83 | 242.0 | 251.0 | 244.3 | 2.6 | -2.7 |
| Synthetic resin and rubber adhesives..... | 0679-0402 | 12/83 | 253.6 | 265.0 | 256.4 | 2.8 | -3.2 |
| Nonstructural caulking compounds and sealants..... | 0679-040A | 12/11 | 99.2 | 101.1 | 99.8 | - | -1.3 |
| Surface active agents..... | 0679-05 | 12/83 | 247.1 | 249.0 | 250.7 | 3.0 | 0.7 |
| Textile and leather assistants and finishes..... | 0679-0501 | 12/83 | 181.5 | 181.1 | 181.1 | 1.4 | 0.0 |
| Surfactants (bulk surface active agents)..... | 0679-0502 | 12/83 | 266.4 | 268.7 | 270.7 | 4.4 | 0.7 |
| Gum and wood chemicals, including wood distillation products..... | 0679-06 | 06/84 | 370.3 | 374.9 | 375.8 | 2.9 | 0.2 |
| Gum and wood chemicals, including wood distillation products..... | 0679-0607 | 12/03 | 241.7 | 244.8 | 245.3 | 2.9 | 0.2 |
| Other miscellaneous chemical products..... | 0679-09 | | 205.4 | 207.7 | 207.3 | 3.5 | -0.2 |
| Salt, evaporated and solar..... | 0679-0904 | 06/85 | 166.2 | 168.8 | 168.8 | 1.0 | 0.0 |
| Carbon black..... | 0679-0918 | 12/83 | 336.2 | 354.4 | 354.4 | 9.7 | 0.0 |
| Printing ink..... | 0679-0919 | 06/84 | 188.0 | 190.8 | 190.9 | 4.7 | 0.1 |
| Letterpress printing inks..... | 0679-09191 | 12/11 | 100.0 | 100.0 | 96.4 | - | -3.6 |
| Gravure printing inks..... | 0679-09192 | 12/11 | 101.5 | 101.6 | 101.6 | - | 0.0 |
| Lithographic and offset printing inks..... | 0679-09193 | 12/11 | 100.6 | 102.1 | 102.1 | - | 0.0 |
| News and nonheat web offset printing inks..... | 0679-091931 | 12/11 | 101.6 | 101.6 | 101.6 | - | 0.0 |
| Publication and commercial web inks..... | 0679-091932 | 12/11 | 99.3 | 102.9 | 102.9 | - | 0.0 |
| Sheet-fed general inks..... | 0679-091933 | 12/11 | 99.7 | 100.1 | 100.1 | - | 0.0 |
| Sheet-fed packaging inks..... | 0679-091934 | 12/11 | 102.7 | 102.7 | 102.7 | - | 0.0 |
| Flexographic printing inks..... | 0679-09194 | 12/11 | 99.2 | 99.6 | 99.6 | - | 0.0 |
| Nonimpact/digital inks..... | 0679-09195 | 12/11 | 98.6 | 103.5 | 104.1 | - | 0.6 |
| All other printing inks..... | 0679-09196 | 12/11 | 98.4 | 98.9 | 99.2 | - | 0.3 |
| Water-treating compounds..... | 0679-0961 | 06/85 | 190.4 | 189.6 | 189.6 | -4.3 | 0.0 |
| Automotive chemicals..... | 0679-0991 | 06/09 | 120.7 | 121.0 | 119.8 | 11.2 | -1.0 |
| Other chemical preparations, n.e.c..... | 0679-0999 | 06/85 | 239.0 | 238.5 | 237.7 | 2.4 | -0.3 |
| Rubber and plastic products..... | 07 | | 185.9 | 189.6 | 187.9 | 1.5 | -0.9 |
| Rubber and rubber products..... | 071 | | 189.2 | 194.1 | 190.1 | 1.9 | -2.1 |
| Synthetic rubber, inc. styrene-butadiene rubber (SBR) and ethylene propylene..... | 0711 | | 268.3 | 290.0 | 266.1 | -5.7 | -8.2 |
| Synthetic rubber, inc. styrene-butadiene rubber (SBR) and ethylene propylene..... | 0711-02 | | 269.7 | 291.5 | 267.5 | -5.7 | -8.2 |
| Synthetic rubber, inc. styrene-butadiene rubber (SBR) and ethylene propylene..... | 0711-0224 | 06/03 | 213.6 | 231.0 | 211.9 | -5.7 | -8.3 |
| Tires, tubes, tread, & repair materials..... | 0712 | | 159.7 | 159.5 | 159.6 | 3.6 | 0.1 |
| Tires..... | 0712-01 | | 156.6 | 156.5 | 156.5 | 3.2 | 0.0 |

See footnotes at end of table.

Table 6. Producer price indexes and percent changes for commodity and service groupings and individual items, not seasonally adjusted — Continued
 [1982=100 unless otherwise indicated]

| Commodity | Commodity code | Other index base | Index | | | Percent change to June 2012 from: | |
|---|----------------|------------------|------------------------|-----------------------|------------------------|-----------------------------------|----------|
| | | | Feb. 2012 ¹ | May 2012 ¹ | June 2012 ¹ | June 2011 | May 2012 |
| Pneumatic tires (including passenger, truck, bus, tractor, industrial, and other tires)..... | 0712-010 | | 156.7 | 156.5 | 156.6 | 3.2 | 0.1 |
| Passenger car pneumatic tires..... | 0712-0104 | 12/03 | 162.1 | 162.1 | 162.2 | 1.4 | 0.1 |
| Truck and bus (including off-the-highway) pneumatic tires..... | 0712-0105 | | 156.4 | 156.0 | 156.1 | 4.5 | 0.1 |
| All solid and semi-pneumatic tires..... | 0712-0131 | 12/10 | 106.2 | 106.2 | 106.2 | 3.9 | 0.0 |
| Tread rubber, tire sundries, and repair materials..... | 0712-03 | | 217.1 | 217.1 | 217.1 | 11.6 | 0.0 |
| Tread rubber, tire sundries, and repair materials..... | 0712-0354 | 12/03 | 156.2 | 156.2 | 156.2 | 11.7 | 0.0 |
| Miscellaneous rubber products..... | 0713 | | 191.3 | 194.4 | 194.7 | 4.7 | 0.2 |
| Rubber and plastics footwear, including athletic footwear..... | 0713-01 | | 142.8 | 142.9 | 142.9 | 6.6 | 0.0 |
| Rubber and plastics footwear, including athletic footwear..... | 0713-0109 | 12/11 | 106.4 | 106.5 | 106.5 | — | 0.0 |
| Rubber and plastic belts and belting..... | 0713-03 | | 242.8 | 250.5 | 246.4 | 8.1 | -1.6 |
| Flat rubber and plastics belts and belting..... | 0713-0371 | 12/03 | 211.7 | 220.9 | 215.7 | 11.1 | -2.4 |
| Rubber and plastics belt and belting, except flat rubber..... | 0713-0372 | 12/03 | 118.1 | 118.4 | 118.7 | 3.3 | 0.3 |
| Rubber and plastics hose..... | 0713-04 | | 226.2 | 226.9 | 227.3 | 3.1 | 0.2 |
| Rubber and plastics hose..... | 0713-0411 | 12/11 | 100.3 | 100.6 | 100.8 | — | 0.2 |
| Industrial rubber and plastics hose without fittings..... | 0713-04116 | 12/11 | 101.8 | 102.1 | 102.7 | — | 0.6 |
| Rubber and plastics water hose (incl. fire, irrigation, etc.)... | 0713-04117 | 12/11 | 100.0 | 100.8 | 100.8 | — | 0.0 |
| Hose for on/off-highway motor vehicles (rubber/other materials)..... | 0713-04118 | 12/11 | 99.3 | 99.3 | 99.3 | — | 0.0 |
| Rubber and plastics inner tube type air hose..... | 0713-04119 | 12/11 | 100.0 | 101.8 | 101.8 | — | 0.0 |
| All other pneumatic and hydraulic hose, without fittings..... | 0713-0411A | 12/11 | 100.9 | 101.8 | 102.3 | — | 0.5 |
| Miscellaneous rubber products, n.e.c..... | 0713-06 | 06/83 | 173.8 | 176.6 | 177.3 | 4.5 | 0.4 |
| All other industrial rubber products..... | 0713-0604 | 06/83 | 249.4 | 262.2 | 262.2 | 19.4 | 0.0 |
| All other miscellaneous rubber goods..... | 0713-0606 | 06/83 | 187.8 | 189.5 | 190.3 | 6.1 | 0.4 |
| Rubber floor and wall coverings..... | 0713-0608 | 06/83 | 164.1 | 168.0 | 168.2 | 4.8 | 0.1 |
| Rubber compounds or mixtures for sale or interplant transfer... | 0713-0612 | 06/83 | 226.6 | 229.8 | 234.0 | 4.1 | 1.8 |
| Rubber druggist and medical sundries, excl. household gloves..... | 0713-0616 | 12/03 | 126.2 | 126.2 | 126.2 | 3.8 | 0.0 |
| Rubber products for mechanical use..... | 0713-0617 | 12/04 | 114.7 | 114.6 | 114.6 | 0.3 | 0.0 |
| Molded rubber mechanical goods automotive..... | 0713-06171 | 12/11 | 100.5 | 100.3 | 100.2 | — | -0.1 |
| Molded rubber mechanical goods, transportation/off-highway..... | 0713-06172 | 12/11 | 100.7 | 99.7 | 100.1 | — | 0.4 |
| Other molded rubber mechanical goods (excluding tubing)... | 0713-06179 | 12/11 | 100.2 | 101.0 | 100.8 | — | -0.2 |
| Extruded rubber mechanical goods, excluding tubing..... | 0713-0617A | 12/11 | 100.0 | 100.2 | 100.2 | — | 0.0 |
| Rubber coated fabrics..... | 0713-0618 | 06/06 | 133.5 | 136.8 | 136.8 | 13.1 | 0.0 |
| Plastic products..... | 072 | | 191.5 | 194.9 | 193.9 | 1.3 | -0.5 |
| Plastic construction products..... | 0721 | | 206.4 | 206.7 | 205.8 | 1.9 | -0.4 |
| Plastic construction products..... | 0721-06 | | 206.4 | 206.7 | 205.8 | 1.9 | -0.4 |
| Plastics pipe..... | 0721-0603 | 12/05 | 104.3 | 105.0 | 103.6 | -2.0 | -1.3 |
| Plastics drain, waste, and vent pipe..... | 0721-06031 | 12/11 | 101.3 | 104.4 | 104.1 | — | -0.3 |
| Plastics water pipe..... | 0721-06033 | 12/11 | 103.1 | 108.6 | 107.5 | — | -1.0 |
| Plastics industrial and mining pipe (Incl. chemical processing, food processing)..... | 0721-06035 | 12/11 | 103.5 | 107.4 | 107.3 | — | -0.1 |
| All other plastics pipe (incl. oil, gas, sewer, stormdrain, water main, and other)..... | 0721-06039 | 12/11 | 126.9 | 119.3 | 115.8 | — | -2.9 |
| Plastics pipe fittings and unions..... | 0721-0604 | 12/05 | 133.7 | 135.2 | 135.2 | 3.0 | 0.0 |
| Plastics plumbing fixtures..... | 0721-0605 | 12/05 | 115.5 | 116.2 | 116.5 | 3.4 | 0.3 |
| Other plastic construction products..... | 0721-0606 | | 193.4 | 192.7 | 192.3 | 2.7 | -0.2 |
| Unsupported plastic film, sheet and other shapes..... | 0722 | | 211.0 | 213.8 | 212.5 | -0.6 | -0.6 |
| Unsupported plastic film, sheet and other shapes..... | 0722-05 | 12/82 | 209.1 | 211.8 | 210.6 | -0.5 | -0.6 |
| Unsupported plastic film, sheet and other shapes..... | 0722-0501 | 12/82 | 209.1 | 211.8 | 210.6 | -0.5 | -0.6 |
| Laminated plastic sheets, rods, and tubes..... | 0723 | | 186.8 | 187.5 | 187.5 | 0.7 | 0.0 |
| Laminated plastic sheets, rods, and tubes..... | 0723-04 | | 187.1 | 187.8 | 187.8 | 0.7 | 0.0 |
| Laminated plastic sheets, rods, and tubes..... | 0723-0401 | 12/82 | 192.6 | 193.3 | 193.3 | 0.7 | 0.0 |
| Parts for manufacturing from plastics..... | 0726 | | 139.6 | 140.6 | 140.4 | 0.9 | -0.1 |
| Parts for transportation equipment..... | 0726-01 | | 131.4 | 131.5 | 131.5 | 0.1 | 0.0 |
| Parts for transportation equipment..... | 0726-0105 | 12/82 | 130.4 | 130.4 | 130.4 | 0.1 | 0.0 |
| Other parts and components for manufacturing..... | 0726-02 | | 136.3 | 136.7 | 136.7 | 1.7 | 0.0 |
| Other parts and components for manufacturing..... | 0726-0205 | 12/82 | 136.4 | 136.8 | 136.8 | 1.7 | 0.0 |
| Plastic components for furniture..... | 0726-03 | 12/82 | 207.1 | 220.9 | 217.3 | 3.7 | -1.6 |
| Plastic components for furniture..... | 0726-0305 | 12/99 | 152.6 | 162.8 | 160.1 | 3.6 | -1.7 |
| Other plastic products..... | 0729 | 12/82 | 207.5 | 214.7 | 211.8 | 1.1 | -1.4 |
| Other plastic products..... | 0729-01 | 12/82 | 207.5 | 214.7 | 211.8 | 1.1 | -1.4 |
| Custom compounding of purchased plastic resins (incl color concentrates and resin pellets)..... | 0729-0196 | 12/99 | 161.5 | 168.4 | 166.2 | 2.0 | -1.3 |
| Reinforced fiberglass and plastic products, n.e.c..... | 0729-0197 | 12/99 | 133.8 | 137.5 | 135.4 | -0.1 | -1.5 |
| Foam products, ex. polystyrene and urethane..... | 0729-0198 | 12/99 | 124.4 | 124.4 | 124.4 | 1.3 | 0.0 |
| Plastic packaging products..... | 072A | 12/06 | 112.2 | 116.4 | 115.9 | 1.7 | -0.4 |

See footnotes at end of table.

Table 6. Producer price indexes and percent changes for commodity and service groupings and individual items, not seasonally adjusted — Continued
 [1982=100 unless otherwise indicated]

| Commodity | Commodity code | Other index base | Index | | | Percent change to June 2012 from: | |
|---|----------------|------------------|------------------------|-----------------------|------------------------|-----------------------------------|-------------|
| | | | Feb. 2012 ¹ | May 2012 ¹ | June 2012 ¹ | June 2011 | May 2012 |
| Plastic packaging products..... | 072A-01 | 12/06 | 112.2 | 116.4 | 115.9 | 1.7 | -0.4 |
| Plastic packaging products..... | 072A-0101 | 12/06 | 112.2 | 116.4 | 115.9 | 1.7 | -0.4 |
| All other plastic products..... | 072A-01012 | 12/09 | 107.5 | 110.4 | 110.5 | 0.5 | 0.1 |
| Packaging polyurethane foam products..... | 072A-01013 | 12/09 | 122.0 | 136.7 | 133.2 | 9.1 | -2.6 |
| Plastic bottles..... | 072A-01014 | 12/09 | 114.7 | 119.7 | 118.5 | 2.2 | -1.0 |
| Polystyrene foam food containers..... | 072A-01015 | 12/11 | 99.6 | - | 106.4 | - | - |
| Consumer, institutional, and commercial products, n.e.c..... | 072B | 12/06 | 124.0 | 126.5 | 126.0 | 2.4 | -0.4 |
| Consumer, institutional, and commercial products, n.e.c..... | 072B-01 | 12/06 | 124.0 | 126.5 | 126.0 | 2.4 | -0.4 |
| Consumer, institutional, and commercial products, n.e.c..... | 072B-0101 | 12/06 | 124.0 | 126.5 | 126.0 | 2.4 | -0.4 |
| Lumber and wood products..... | 08 | | 197.8 | 202.7 | 202.4 | 4.7 | -0.1 |
| Lumber..... | 081 | | 166.2 | 174.9 | 174.1 | 5.3 | -0.5 |
| Softwood lumber..... | 0811 | | 161.6 | 176.1 | 175.6 | 11.0 | -0.3 |
| Softwood cut stock and dimension..... | 0811-05 | | 198.4 | 198.4 | 197.8 | -4.4 | -0.3 |
| Softwood cut stock and dimension..... | 0811-0503 | | 211.8 | 211.8 | 211.1 | -4.4 | -0.3 |
| Softwood lumber, not edge worked..... | 0811-06 | 12/03 | 86.5 | 95.9 | 95.4 | 13.8 | -0.5 |
| Softwood lumber, not edge worked..... | 0811-0601 | 12/03 | 86.5 | 95.9 | 95.4 | 13.8 | -0.5 |
| Softwood lumber, made from purchased lumber..... | 0811-07 | 12/03 | 112.2 | 113.5 | 114.6 | 2.5 | 1.0 |
| Softwood lumber, made from purchased lumber..... | 0811-0701 | 12/03 | 112.2 | 113.5 | 114.6 | 2.5 | 1.0 |
| Hardwood lumber..... | 0812 | | 183.0 | 183.1 | 181.7 | -2.5 | -0.8 |
| Hardwood cut stock and dimension..... | 0812-03 | | 188.4 | 188.4 | 188.4 | -1.5 | 0.0 |
| Hardwood cut stock and dimension..... | 0812-0311 | 06/84 | 163.9 | 163.9 | 163.9 | -1.5 | 0.0 |
| Hardwood flooring..... | 0812-04 | 06/84 | 160.8 | 158.7 | 160.3 | -1.4 | 1.0 |
| Oak and maple hardwood flooring..... | 0812-0401 | 06/84 | 160.4 | 157.9 | 159.9 | -1.7 | 1.3 |
| Hardwood flooring, other than oak and maple..... | 0812-0402 | 12/11 | 99.6 | 99.6 | 99.6 | - | 0.0 |
| Hardwood lumber, not edge worked..... | 0812-05 | 12/03 | 93.4 | 94.6 | 92.5 | -2.8 | -2.2 |
| Hardwood lumber, not edge worked..... | 0812-0501 | 12/03 | 93.4 | 94.6 | 92.5 | -2.8 | -2.2 |
| Hardwood lumber, made from purchased lumber..... | 0812-06 | 12/03 | 86.3 | 84.9 | 85.0 | -3.4 | 0.1 |
| Hardwood lumber, made from purchased lumber..... | 0812-0601 | 12/03 | 86.3 | 84.9 | 85.0 | -3.4 | 0.1 |
| Millwork..... | 082 | | 213.5 | 215.7 | 216.6 | 3.4 | 0.4 |
| General millwork..... | 0821 | | 218.5 | 219.3 | 220.0 | 3.2 | 0.3 |
| General millwork..... | 0821-01 | | 218.5 | 219.3 | 220.0 | 3.2 | 0.3 |
| Wood kitchen cabinets and cabinetwork..... | 0821-0101 | | 205.2 | 207.6 | 208.5 | 2.4 | 0.4 |
| Vanities and other cabinetwork..... | 0821-0103 | 06/84 | 193.1 | 193.4 | 195.4 | 2.4 | 1.0 |
| Wood window units..... | 0821-0112 | 06/83 | 211.1 | 211.5 | 211.5 | 8.2 | 0.0 |
| Wood sash..... | 0821-0122 | 06/83 | 235.6 | 235.9 | 234.8 | 5.5 | -0.5 |
| Wood window and door frames..... | 0821-0132 | 06/83 | 153.6 | 155.0 | 154.4 | 5.5 | -0.4 |
| Wood doors, flush and panel, interior and exterior..... | 0821-0142 | 06/83 | 190.1 | 189.9 | 189.8 | 7.0 | -0.1 |
| Other wood doors, incl. garage, screen, storm, etc..... | 0821-0152 | 06/83 | 198.5 | 198.9 | 198.9 | 1.0 | 0.0 |
| Wood moldings..... | 0821-0162 | 06/83 | 192.0 | 189.7 | 191.2 | 0.5 | 0.8 |
| Mirror and picture frames..... | 0821-0175 | 06/02 | 115.8 | 115.8 | 115.8 | 0.3 | 0.0 |
| Other wood millwork products..... | 0821-0183 | 06/83 | 203.5 | 204.0 | 204.0 | 0.8 | 0.0 |
| Prefabricated structural members..... | 0822 | | 188.5 | 197.7 | 198.8 | 4.7 | 0.6 |
| Prefabricated structural members..... | 0822-01 | | 188.5 | 197.7 | 198.8 | 4.7 | 0.6 |
| Laminated veneer lumber..... | 0822-0107 | 12/03 | 116.7 | 114.8 | 115.2 | - | 0.3 |
| Other engineered structural wood members, except trusses & laminated veneer lumber..... | 0822-0108 | 12/03 | 103.3 | 105.2 | 105.1 | - | -0.1 |
| Wood trusses..... | 0822-0109 | 12/03 | 108.7 | 116.3 | 117.3 | 6.6 | 0.9 |
| Plywood..... | 083 | | 180.7 | 189.3 | 191.1 | 14.3 | 1.0 |
| Softwood veneer and plywood..... | 0831 | | 202.3 | 218.5 | 222.4 | 24.7 | 1.8 |
| Softwood veneer and plywood..... | 0831-03 | | 158.0 | 170.7 | 173.7 | 24.8 | 1.8 |
| Softwood veneer and plywood..... | 0831-0303 | 12/05 | 97.6 | 105.4 | 107.3 | 24.8 | 1.8 |
| Softwood veneer, incl. veneer backed w/ paper, cloth, or other flexible material..... | 0831-03031 | 12/07 | 102.6 | 111.1 | 110.7 | - | -0.4 |
| Softwood plywood products: rough, sanded, and specialties..... | 0831-03035 | 12/11 | 107.5 | 116.1 | 118.8 | - | 2.3 |
| Hardwood veneer and plywood..... | 0835 | 12/05 | 105.6 | 106.3 | 106.2 | 2.6 | -0.1 |
| Hardwood veneer and plywood..... | 0835-01 | 12/05 | 105.6 | 106.3 | 106.2 | 2.6 | -0.1 |
| Hardwood veneer, incl. veneer backed w/ paper, cloth, or other flexible material..... | 0835-0102 | 12/11 | 100.3 | 100.9 | 100.4 | - | -0.5 |
| Hardwood plywood, except prefinished hardwood plywood..... | 0835-0103 | 12/11 | 102.3 | 102.8 | 102.8 | - | 0.0 |
| Hardwood plywood type products..... | 0835-0107 | 12/11 | 100.0 | 101.5 | 101.5 | - | 0.0 |
| Other wood products..... | 084 | | 145.1 | 147.2 | 147.2 | 1.5 | 0.0 |
| Wood pallets and pallet containers, wood and metal combination... .. | 0841 | | 210.2 | 212.7 | 213.6 | 1.4 | 0.4 |
| Wood pallets and pallet containers, wood and metal combination..... | 0841-01 | | 210.2 | 212.7 | 213.6 | 1.4 | 0.4 |

See footnotes at end of table.

Table 6. Producer price indexes and percent changes for commodity and service groupings and individual items, not seasonally adjusted — Continued
 [1982=100 unless otherwise indicated]

| Commodity | Commodity code | Other index base | Index | | | Percent change to June 2012 from: | |
|---|----------------|------------------|------------------------|-----------------------|------------------------|-----------------------------------|------------|
| | | | Feb. 2012 ¹ | May 2012 ¹ | June 2012 ¹ | June 2011 | May 2012 |
| Wood pallets and pallet containers, wood and metal combination..... | 0841-0101 | 12/09 | 107.6 | 108.9 | 109.4 | 1.2 | 0.5 |
| Wood boxes..... | 0842 | | 192.7 | 196.2 | 195.1 | 0.6 | -0.6 |
| Wood boxes..... | 0842-01 | | 192.7 | 196.2 | 195.1 | 0.6 | -0.6 |
| Nailed and lock-corner wood boxes..... | 0842-0101 | 06/85 | 171.5 | 172.9 | 172.9 | -5.2 | 0.0 |
| Wood box and crate shook..... | 0842-0102 | 06/85 | 158.8 | 161.2 | 160.5 | 1.8 | -0.4 |
| Wood container parts and wood containers, n.e.c..... | 0842-0127 | 12/03 | 123.1 | 126.1 | 125.0 | 3.8 | -0.9 |
| Miscellaneous wood products..... | 0849 | | 111.3 | 112.9 | 112.8 | 1.9 | -0.1 |
| Wood ties, siding, shingles, & shakes and contract sawing..... | 0849-03 | 12/03 | 113.4 | 113.9 | 113.7 | -0.1 | -0.2 |
| Wood ties, siding, shingles, & shakes and contract sawing..... | 0849-0301 | 12/03 | 113.4 | 113.9 | 113.7 | -0.1 | -0.2 |
| Sawn wood fence stock, wood lath, and contract resawing and planing..... | 0849-04 | 12/03 | 89.2 | 89.6 | 89.6 | -17.0 | 0.0 |
| Sawn wood fence stock, wood lath, and contract resawing and planing..... | 0849-0401 | 12/03 | 89.2 | 89.6 | 89.6 | -17.0 | 0.0 |
| All other miscellaneous wood products..... | 0849-09 | 06/84 | 186.2 | 189.3 | 189.0 | 2.8 | -0.2 |
| All other miscellaneous wood products..... | 0849-0901 | 06/84 | 186.2 | 189.3 | 189.0 | 2.8 | -0.2 |
| Logs, bolts, timber, pulpwood, woodchips and other roundwood products..... | 085 | | 235.0 | 234.0 | 229.8 | 2.4 | -1.8 |
| Logs, bolts, timber, pulpwood, woodchips and other roundwood products..... | 0851 | | 235.0 | 234.0 | 229.8 | 2.4 | -1.8 |
| Logs, bolts, timber, pulpwood, woodchips and other roundwood products..... | 0851-05 | 12/11 | 100.4 | 100.0 | 98.2 | - | -1.8 |
| Logs, bolts, timber and pulpwood..... | 0851-0502 | 12/11 | 100.8 | 101.6 | 100.9 | - | -0.7 |
| Wood chips and other roundwood products..... | 0851-0505 | 12/11 | 98.5 | 93.0 | 86.8 | - | -6.7 |
| Prefabricated wood buildings & components..... | 086 | 12/84 | 218.4 | 225.1 | 226.6 | 4.6 | 0.7 |
| Prefabricated wood buildings & components..... | 0861 | 12/84 | 218.4 | 225.1 | 226.6 | 4.6 | 0.7 |
| Prefabricated wood buildings & components..... | 0861-01 | 12/84 | 218.4 | 225.1 | 226.6 | 4.6 | 0.7 |
| Components for prefabricated stationary wood buildings (not sold as complete units)..... | 0861-0101 | 12/84 | 159.9 | 160.6 | 163.8 | 6.2 | 2.0 |
| Precut packages for prefabricated stationary wood buildings (complete units)..... | 0861-0102 | 12/84 | 240.3 | 249.8 | 251.6 | 6.6 | 0.7 |
| Prefabricated stationary wood buildings shipped in panel form (complete units)..... | 0861-0103 | 12/84 | 228.7 | 243.1 | 244.3 | 5.7 | 0.5 |
| Prefabricated stationary wood buildings shipped in three-dimensional assemblies..... | 0861-0104 | 12/84 | 214.8 | 219.6 | 219.4 | 2.4 | -0.1 |
| Prefabricated stationary residential wood buildings, inc. homes, townhouses and apts..... | 0861-01041 | 12/11 | 100.4 | 103.3 | 103.2 | - | -0.1 |
| Prefabricated stationary nonresidential wood buildings, inc. motels and hotels..... | 0861-01042 | 12/11 | 100.0 | - | 100.3 | - | - |
| Treated wood and contract wood preserving..... | 087 | 06/85 | 172.5 | 188.5 | 184.2 | 12.7 | -2.3 |
| Treated wood and contract wood preserving..... | 0871 | 06/85 | 172.5 | 188.5 | 184.2 | 12.7 | -2.3 |
| Treated wood..... | 0871-01 | 06/85 | 171.9 | 188.8 | 184.2 | 14.2 | -2.4 |
| Wood poles, piles, and posts..... | 0871-0101 | 06/85 | 234.0 | 244.3 | 243.5 | 7.4 | -0.3 |
| Other wood products..... | 0871-0102 | 06/85 | 152.8 | 170.7 | 165.4 | 16.6 | -3.1 |
| Contract wood preserving..... | 0871-02 | 06/85 | 176.2 | 180.4 | 180.4 | -5.7 | 0.0 |
| Contract wood preserving..... | 0871-0201 | 06/85 | 176.2 | 180.4 | 180.4 | -5.7 | 0.0 |
| Pulp, paper, and allied products..... | 09 | | 243.8 | 244.4 | 244.4 | -0.7 | 0.0 |
| Pulp, paper, and prod., ex. bldg. paper..... | 091 | | 214.0 | 214.0 | 214.0 | -1.7 | 0.0 |
| Woodpulp..... | 0911 | | 187.3 | 188.0 | 187.3 | -5.7 | -0.4 |
| Woodpulp..... | 0911-05 | 06/06 | 130.0 | 130.5 | 130.0 | -5.7 | -0.4 |
| Woodpulp..... | 0911-0501 | 06/06 | 130.0 | 130.5 | 130.0 | -5.7 | -0.4 |
| Wastepaper..... | 0912 | | 404.8 | 395.4 | 395.7 | -21.6 | 0.1 |
| News wastepaper..... | 0912-01 | | 249.9 | 270.3 | 280.6 | -23.5 | 3.8 |
| News wastepaper..... | 0912-0125 | 06/06 | 112.8 | 122.0 | 126.7 | -23.5 | 3.9 |
| Mixed wastepaper..... | 0912-02 | | 710.9 | 710.9 | 782.6 | -8.5 | 10.1 |
| Mixed wastepaper..... | 0912-0225 | 06/06 | 127.4 | 127.4 | 140.3 | -8.5 | 10.1 |
| Corrugated wastepaper..... | 0912-03 | | 366.1 | 379.6 | 368.4 | -20.2 | -3.0 |
| Corrugated wastepaper..... | 0912-0325 | 06/06 | 125.8 | 130.4 | 126.5 | -20.2 | -3.0 |
| High grades wastepaper (pulp, substitutes & deinking)..... | 0912-07 | 12/86 | 209.9 | 209.1 | 197.2 | -33.0 | -5.7 |
| High grades wastepaper (pulp, substitutes & deinking)..... | 0912-0725 | 06/06 | 157.8 | 157.2 | 148.3 | -33.0 | -5.7 |
| Wastepaper exports (all grades)..... | 0912-08 | 12/86 | 390.7 | - | 362.2 | -19.9 | - |
| Wastepaper exports (all grades)..... | 0912-0801 | 12/86 | 390.7 | - | 362.2 | -19.9 | - |
| Paper..... | 0913 | | 190.9 | 191.3 | 192.1 | 0.2 | 0.4 |
| Writing and printing papers..... | 0913-01 | | 184.5 | 184.1 | 185.0 | -0.4 | 0.5 |
| Ground wood paper, uncoated..... | 0913-0101 | 12/99 | 93.7 | 96.6 | 96.6 | -3.1 | 0.0 |
| Bleached bristol, clay-coated, uncoated, and industrial converting paper..... | 0913-0119 | 12/11 | 98.9 | 98.6 | 98.8 | - | 0.2 |
| Newsprint..... | 0913-02 | | 138.6 | 138.6 | 137.8 | 0.2 | -0.6 |

See footnotes at end of table.

Table 6. Producer price indexes and percent changes for commodity and service groupings and individual items, not seasonally adjusted — Continued
 [1982=100 unless otherwise indicated]

| Commodity | Commodity code | Other index base | Index | | | Percent change to June 2012 from: | |
|---|----------------|------------------|------------------------|-----------------------|------------------------|-----------------------------------|----------|
| | | | Feb. 2012 ¹ | May 2012 ¹ | June 2012 ¹ | June 2011 | May 2012 |
| Packaging and industrial converting paper..... | 0913-03 | | 236.8 | 240.7 | 241.0 | 1.6 | 0.1 |
| Coated and laminated single and multi-web paper..... | 0913-0321 | 12/87 | 181.8 | 179.6 | 179.6 | 1.9 | 0.0 |
| Single-web paper, rolls and sheets, including waxed, for flexible packaging uses..... | 0913-03211 | 12/11 | 102.0 | 100.7 | 100.7 | — | 0.0 |
| Multiweb laminated rolls and sheets, except foil, for flexible packaging uses..... | 0913-03213 | 12/11 | 101.2 | — | — | — | — |
| Coated and laminated single and multi-web film..... | 0913-0322 | 12/87 | 192.4 | 196.7 | 196.9 | 2.1 | 0.1 |
| Single-web film, rolls, and sheets, including coextruded, for flexible packaging uses..... | 0913-03221 | 12/11 | 101.5 | 105.5 | 104.6 | — | -0.9 |
| Coextruded single-web film, for flexible packaging uses..... | 0913-03222 | 12/11 | 101.8 | 98.4 | 99.1 | — | 0.7 |
| Polypropylene/polypropylene multiweb laminated rolls and sheets, for flexible packaging uses..... | 0913-03223 | 12/11 | 98.3 | 100.0 | 102.0 | — | 2.0 |
| All metalized film/film multiweb laminated rolls and sheets, for flexible packaging uses..... | 0913-03224 | 12/11 | 97.8 | 97.0 | 98.3 | — | 1.3 |
| All other coated and processed papers..... | 0913-05 | 12/82 | 206.4 | 205.1 | 207.8 | -0.3 | 1.3 |
| All other coated and processed papers..... | 0913-0502 | 06/07 | 117.5 | 116.8 | 118.3 | -0.3 | 1.3 |
| Paperboard..... | 0914 | | 226.3 | 226.1 | 226.0 | -2.6 | 0.0 |
| Corrugated paperboard in sheets and rolls, lined and unlined... . | 0914-05 | | 199.2 | 199.2 | 199.2 | 0.1 | 0.0 |
| Corrugated paperboard in sheets and rolls, lined and unlined... . | 0914-0551 | | 199.2 | 199.2 | 199.2 | 0.1 | 0.0 |
| Paperboard, excluding corrugated paperboard..... | 0914-11 | 12/82 | 241.9 | 241.7 | 241.5 | -3.0 | -0.1 |
| Semi-chemical paperboard..... | 0914-1104 | 12/82 | 252.2 | 252.2 | 252.2 | -5.1 | 0.0 |
| Recycled paperboard..... | 0914-1105 | 12/82 | 282.5 | 283.3 | 282.9 | -1.6 | -0.1 |
| Unbleached kraft packaging and industrial converting paperboard..... | 0914-1107 | 12/99 | 143.6 | 143.0 | 143.0 | -3.3 | 0.0 |
| Converted paper and paperboard products..... | 0915 | | 218.6 | 218.7 | 218.7 | 0.5 | 0.0 |
| Sanitary paper products, including stock..... | 0915-01 | | 186.1 | 185.5 | 186.1 | 1.4 | 0.3 |
| Sanitary paper products, including stock..... | 0915-0123 | 12/99 | 129.1 | 128.8 | 129.1 | 1.4 | 0.2 |
| Disposable sanitary products, purchased sanitary paper stock and wadding..... | 0915-01234 | 12/07 | 114.2 | 114.2 | 113.9 | — | -0.3 |
| Paper, plastic, and foil bags..... | 0915-02 | | 270.1 | 274.0 | 272.4 | 1.6 | -0.6 |
| Uncoated single-web paper grocers' bags and sacks and variety and shopping bags..... | 0915-0214 | 12/83 | 337.5 | 319.3 | 316.4 | 7.9 | -0.9 |
| Uncoated paper grocers' bags and sacks..... | 0915-02141 | 12/10 | 125.7 | 120.1 | 120.1 | 15.7 | 0.0 |
| Uncoated paper variety bags and pouches (merchandise) and shopping bags..... | 0915-02142 | 12/10 | 126.6 | 115.8 | 112.5 | 0.0 | -2.8 |
| All other uncoated paper bags and pouches..... | 0915-02143 | 12/10 | 108.7 | 107.1 | 107.1 | 4.4 | 0.0 |
| Specialty bags, pouches and liners..... | 0915-0216 | 12/83 | 212.2 | 217.3 | 216.1 | 1.1 | -0.6 |
| Polyethylene grocery and variety bags and pouches..... | 0915-021621 | 12/11 | 100.3 | 101.7 | 102.4 | — | 0.7 |
| Polyethylene refuse bags..... | 0915-021622 | 12/11 | 99.6 | 103.2 | 103.6 | — | 0.4 |
| Other polyethylene bags, pouches, and liners..... | 0915-021625 | 12/11 | 101.9 | 103.9 | 102.7 | — | -1.2 |
| Polyethylene textile, clothing, & household storage (sandwich & freezer) bags & pouches..... | 0915-021628 | 12/11 | 102.1 | 103.1 | 101.5 | — | -1.6 |
| All single-web film specialty bags, pouches, and liners (including coextruded)..... | 0915-021629 | 12/11 | — | 104.1 | 103.2 | — | -0.9 |
| Shipping sacks and multiwall bags, all materials, except textiles..... | 0915-0218 | 12/83 | 272.7 | 270.4 | 269.7 | 2.4 | -0.3 |
| Single and double wall shipping sacks and bags, all materials, except textiles..... | 0915-02181 | 12/10 | 110.4 | 107.9 | 107.6 | 4.1 | -0.3 |
| Multiwall (three-ply or more) shipping sacks and bags, all materials, except textiles..... | 0915-02182 | 12/10 | 104.8 | 104.3 | 104.1 | 2.1 | -0.2 |
| Paper boxes and containers..... | 0915-03 | | 226.4 | 226.0 | 225.9 | -0.7 | 0.0 |
| Corrugated and solid fiber boxes..... | 0915-0301 | 06/87 | 212.8 | 213.1 | 213.0 | -1.9 | 0.0 |
| Corrugated shipping containers for food, beverages, carryout..... | 0915-03011 | 12/09 | 107.6 | 107.7 | 107.6 | -1.6 | -0.1 |
| Corrugated shipping containers for paper and allied products..... | 0915-03012 | 12/09 | 111.2 | 111.2 | 111.2 | 0.4 | 0.0 |
| Corrugated shipping containers, metal machinery, etc..... | 0915-03013 | 12/09 | 113.7 | 113.6 | 113.4 | -0.9 | -0.2 |
| Corrugated shipping containers for all other end uses..... | 0915-03014 | 12/09 | 109.5 | 110.2 | 110.2 | -3.2 | 0.0 |
| Setup (rigid) paperboard boxes..... | 0915-0322 | 12/83 | 217.9 | 218.8 | 218.8 | 1.2 | 0.0 |
| Folding paperboard boxes..... | 0915-0336 | 12/04 | 110.1 | 110.5 | 110.4 | 2.2 | -0.1 |
| Folding paperboard boxes, packaging, and pkg. components..... | 0915-033601 | 12/11 | 100.8 | 101.2 | 101.2 | — | 0.0 |
| Paperboard fiber drums with ends of any material..... | 0915-0337 | | 327.0 | 329.4 | 329.4 | 4.9 | 0.0 |
| Other corrugated & solid fiber products, incl. containers, etc..... | 0915-04 | | 273.0 | 273.3 | 273.3 | -1.3 | 0.0 |
| Other corrugated & solid fiber products, incl. containers, etc..... | 0915-0441 | | 379.6 | 380.0 | 380.0 | -1.3 | 0.0 |
| Office supplies and accessories..... | 0915-06 | | 167.9 | 168.6 | 167.8 | 1.9 | -0.5 |
| Envelopes..... | 0915-0636 | 12/84 | 154.9 | 156.4 | 154.6 | 1.2 | -1.2 |
| Inked ribbons..... | 0915-0642 | 12/85 | 104.4 | 98.1 | 100.8 | 2.5 | 2.8 |
| Die-cut paper and paperboard office supplies..... | 0915-0646 | 12/03 | 139.0 | 141.2 | 140.4 | 4.0 | -0.6 |
| Paper supplies for business machines and other misc. unprinted office supplies..... | 0915-0655 | 06/90 | 175.3 | 176.5 | 176.0 | 2.6 | -0.3 |
| Tablets, pads, and related products..... | 0915-0657 | 12/11 | 99.9 | 99.9 | 99.9 | — | 0.0 |
| Stationery..... | 0915-06571 | 12/11 | 99.7 | 99.8 | 99.8 | — | 0.0 |

See footnotes at end of table.

Table 6. Producer price indexes and percent changes for commodity and service groupings and individual items, not seasonally adjusted — Continued
 [1982=100 unless otherwise indicated]

| Commodity | Commodity code | Other index base | Index | | | Percent change to June 2012 from: | |
|--|----------------|------------------|------------------------|-----------------------|------------------------|-----------------------------------|----------|
| | | | Feb. 2012 ¹ | May 2012 ¹ | June 2012 ¹ | June 2011 | May 2012 |
| Fiber and composite cans & related products..... | 0915-07 | | 281.0 | 280.2 | 280.6 | 0.5 | 0.1 |
| Fiber cans, all fiber and composite..... | 0915-0731 | 12/09 | 107.0 | 107.0 | 107.0 | 0.0 | 0.0 |
| Fiber cores and tubes..... | 0915-0732 | 12/09 | 108.2 | 107.7 | 107.9 | 0.8 | 0.2 |
| Paperboard cones/reels/etc./all vulcanized fiber products..... | 0915-0733 | 12/09 | 112.4 | 112.4 | 112.4 | -0.7 | 0.0 |
| Miscellaneous converted paper and paperboard products..... | 0915-09 | 12/84 | 188.9 | 188.3 | 188.6 | 1.1 | 0.2 |
| Pasted, lined, laminated or surface-coated paperboard..... | 0915-0901 | 12/84 | 239.5 | 238.7 | 238.7 | -0.5 | 0.0 |
| Wallcoverings..... | 0915-0902 | 06/85 | 150.1 | — | — | — | — |
| Other sanitary paper/paperboard food containers/boards/trays... | 0915-0999 | 12/84 | 186.1 | — | 185.9 | 1.5 | — |
| Miscellaneous converted paper and paperboard products.... | 0915-09992 | 06/10 | 105.9 | 106.0 | 105.8 | — | -0.2 |
| Pressure-sensitive products..... | 0916 | 12/82 | 191.1 | 191.2 | 190.1 | 2.1 | -0.6 |
| Pressure-sensitive products..... | 0916-01 | 12/82 | 191.1 | 191.2 | 190.1 | 2.1 | -0.6 |
| Pressure-sensitive products..... | 0916-0101 | 12/82 | 190.8 | 190.8 | 189.7 | 2.2 | -0.6 |
| Building paper & building board mill prods..... | 092 | | 169.7 | 177.9 | 179.5 | 10.8 | 0.9 |
| Hardboard, particleboard & fiberboard prods..... | 0922 | | 159.9 | 167.7 | 169.3 | 11.2 | 1.0 |
| Particleboard and fiberboard..... | 0922-01 | | 164.7 | 173.6 | 175.4 | 12.8 | 1.0 |
| Particleboard..... | 0922-0123 | 12/82 | 202.4 | 213.6 | 215.2 | 9.6 | 0.7 |
| Industrial particleboard..... | 0922-01231 | 06/09 | 102.4 | 109.6 | 110.7 | — | 1.0 |
| Non-industrial particleboard..... | 0922-01232 | 06/09 | 107.5 | 109.7 | 109.7 | — | 0.0 |
| Waferboard and oriented strandboard (OSB)..... | 0922-0124 | 12/82 | 144.8 | 155.6 | 157.8 | 23.3 | 1.4 |
| Medium density fiberboard (MDF)..... | 0922-0131 | 06/84 | 161.4 | 165.9 | 167.3 | 3.3 | 0.8 |
| Hardboard products..... | 0922-02 | 06/84 | 131.3 | 132.1 | 132.3 | -0.2 | 0.2 |
| Hardboard products..... | 0922-0206 | 12/11 | 100.1 | 100.7 | 100.9 | — | 0.2 |
| Publications, printed matter and printing material..... | 094 | 06/09 | 102.6 | 103.0 | 102.9 | 0.5 | -0.1 |
| Books printing..... | 0944 | 12/83 | 169.6 | 170.2 | 170.2 | 2.6 | 0.0 |
| Books printing..... | 0944-01 | 12/83 | 169.6 | 170.2 | 170.2 | 2.6 | 0.0 |
| Books printing..... | 0944-0114 | 06/05 | 108.0 | 108.3 | 108.3 | 2.6 | 0.0 |
| Textbook printing and binding..... | 0944-01141 | 12/11 | 100.0 | 100.7 | 100.7 | — | 0.0 |
| Technical, scientific, & professional book printing & binding... | 0944-01143 | 12/11 | 100.0 | 100.3 | 100.3 | — | 0.0 |
| Religious book printing and binding..... | 0944-01145 | 12/11 | 100.1 | — | 101.3 | — | — |
| General book (trade, etc.) printing and binding..... | 0944-01147 | 12/11 | 104.1 | 104.3 | 104.3 | — | 0.0 |
| Other book printing and binding..... | 0944-01149 | 12/11 | 100.0 | 100.0 | 100.0 | — | 0.0 |
| Pamphlet printing and binding or printing only (excluding advertising pamphlets)..... | 0944-0114C | 12/11 | 108.5 | 108.5 | — | — | — |
| Manifold business forms..... | 0945 | 12/83 | 324.4 | 326.0 | 325.7 | 2.2 | -0.1 |
| Manifold business forms..... | 0945-01 | 12/83 | 324.4 | 326.0 | 325.7 | 2.2 | -0.1 |
| Unit set business forms, loose or bound, including label/form type..... | 0945-0101 | 12/83 | 371.9 | 366.0 | 366.7 | 1.7 | 0.2 |
| Manifold books (incl. sales) and pegboard accounting systems..... | 0945-0102 | 12/83 | 258.7 | 258.7 | 258.7 | 2.2 | 0.0 |
| Custom continuous business forms..... | 0945-0103 | 12/83 | 292.4 | 299.3 | 299.2 | 3.7 | 0.0 |
| Commercial printing..... | 0947 | 06/82 | 169.5 | 170.2 | 170.0 | 0.1 | -0.1 |
| Magazine and periodical printing..... | 0947-01 | 06/82 | 130.2 | 130.1 | 129.2 | -2.9 | -0.7 |
| Magazine and periodical printing (lithographic) (offset)..... | 0947-0102 | 06/82 | 139.0 | 138.8 | 137.8 | -0.6 | -0.7 |
| Label and wrapper printing for packaging..... | 0947-02 | 06/82 | 179.3 | 180.4 | 180.2 | 0.4 | -0.1 |
| Label and wrapper printing (lithographic) (offset)..... | 0947-0202 | 06/82 | 150.0 | 149.3 | 149.4 | 1.4 | 0.1 |
| Label and wrapper printing (gravure)..... | 0947-0203 | 06/82 | 132.5 | 132.8 | 132.7 | 2.8 | -0.1 |
| Label and wrapper printing (flexographic)..... | 0947-0205 | 12/08 | 103.7 | 105.0 | 104.8 | -0.8 | -0.2 |
| Catalog and directory printing..... | 0947-03 | 06/82 | 133.4 | 133.4 | 133.4 | 0.4 | 0.0 |
| Catalog and directory printing (lithographic) (offset)..... | 0947-0302 | 06/82 | 145.6 | 145.6 | 145.6 | 0.1 | 0.0 |
| Financial and legal printing (lithographic) (offset)..... | 0947-04 | 06/82 | 178.9 | 183.0 | 183.0 | 2.3 | 0.0 |
| Financial and legal printing (lithographic) (offset)..... | 0947-0402 | 06/82 | 167.6 | 171.4 | 171.4 | 2.3 | 0.0 |
| Advertising printing..... | 0947-05 | 06/82 | 155.9 | 155.8 | 155.8 | -0.8 | 0.0 |
| Advertising printing (lithographic) (offset)..... | 0947-0502 | 06/82 | 151.6 | 151.4 | 151.4 | -1.0 | 0.0 |
| Direct mail advertising printing (lithographic) (offset)..... | 0947-05021 | 06/82 | 151.1 | 150.8 | 150.7 | -1.4 | -0.1 |
| Advertising printing (lithographic) except direct mail..... | 0947-05022 | 12/11 | 100.0 | 100.0 | 100.0 | — | 0.0 |
| Advertising printing (gravure)..... | 0947-0503 | 06/82 | 115.1 | — | — | — | — |
| Other general job printing..... | 0947-06 | 06/82 | 222.1 | 224.4 | 224.0 | 1.2 | -0.2 |
| Other commercial and general job printing (gravure)..... | 0947-0603 | 06/82 | 111.9 | 111.9 | 111.5 | 2.2 | -0.4 |
| Quick printing..... | 0947-0604 | 12/08 | 102.5 | 102.5 | 102.5 | 0.7 | 0.0 |
| Other commercial and general job printing..... | 0947-0609 | 06/82 | 219.3 | 222.5 | 222.2 | 1.5 | -0.1 |
| General job printing, nec (lithographic) (offset)..... | 0947-06091 | 06/09 | 99.7 | 101.2 | 101.1 | — | -0.1 |
| Commercial printing, n.e.c..... | 0947-11 | 12/88 | 142.2 | 142.9 | 143.0 | 1.8 | 0.1 |
| Screen printed materials..... | 0947-1101 | 06/82 | 150.9 | 151.6 | 151.8 | 2.7 | 0.1 |
| Screen printed labels..... | 0947-11011 | 06/09 | 100.9 | 100.9 | 100.9 | 0.1 | 0.0 |
| Screen printed materials except labels and garments, apparel accessories and other textiles..... | 0947-11012 | 06/09 | 109.6 | 110.3 | 110.4 | 3.6 | 0.1 |
| Screen printed advertising materials..... | 0947-110121 | 06/10 | 110.7 | 110.7 | 111.0 | 5.3 | 0.3 |
| Screen printed decalcomanias and pressure sensitives..... | 0947-110122 | 06/10 | 106.6 | 106.6 | 106.6 | 0.0 | 0.0 |

See footnotes at end of table.

Table 6. Producer price indexes and percent changes for commodity and service groupings and individual items, not seasonally adjusted — Continued
 [1982=100 unless otherwise indicated]

| Commodity | Commodity code | Other index base | Index | | | Percent change to June 2012 from: | |
|---|----------------|------------------|------------------------|-----------------------|------------------------|-----------------------------------|-------------|
| | | | Feb. 2012 ¹ | May 2012 ¹ | June 2012 ¹ | June 2011 | May 2012 |
| Other commercial and general job printing (screen)..... | 0947-110123 | 06/10 | 103.7 | 105.9 | 105.9 | 3.0 | 0.0 |
| Engraving (printing)..... | 0947-1102 | 12/84 | 240.9 | 241.5 | 241.5 | 0.6 | 0.0 |
| Digital commercial printing..... | 0947-1103 | 12/88 | 108.6 | 109.3 | 109.3 | 0.4 | 0.0 |
| Printing other than labels and wrappers (flexographic)..... | 0947-1106 | 12/08 | 101.1 | 101.1 | 101.1 | 1.2 | 0.0 |
| Blankbooks, binders, and bookbinding work..... | 0948 | 06/85 | 201.9 | 203.1 | 202.8 | 2.2 | -0.1 |
| Checkbooks, blankbooks, looseleaf binders, and devices..... | 0948-01 | 06/85 | 225.6 | 226.2 | 225.6 | 2.5 | -0.3 |
| Blankbooks, looseleaf binders and devices..... | 0948-0104 | 12/11 | 100.0 | 100.6 | 100.1 | — | -0.5 |
| Blankbook making, except checkbooks..... | 0948-010401 | 12/09 | 106.5 | 106.6 | 106.6 | 2.4 | 0.0 |
| Looseleaf binders, devices, and forms..... | 0948-010402 | 06/85 | 179.2 | 180.4 | 179.3 | 0.6 | -0.6 |
| Tradebinding and related work..... | 0948-02 | 12/85 | 158.0 | 159.5 | 159.4 | 1.2 | -0.1 |
| Edition, library and other hardcover book binding..... | 0948-0201 | 12/85 | 165.9 | 167.5 | 167.5 | 2.6 | 0.0 |
| Miscellaneous binding and postpress work..... | 0948-0203 | 12/11 | 100.0 | 101.4 | 101.3 | — | -0.1 |
| Softcover, pamphlet, samplebook and other binding of books and materials printed elsewhere..... | 0948-0204 | 12/11 | 100.3 | 100.4 | 100.4 | — | 0.0 |
| Services for the printing trade..... | 0949 | 06/85 | 108.3 | 108.3 | 108.3 | -0.6 | 0.0 |
| Services for the printing trade..... | 0949-05 | 12/03 | 96.6 | 96.6 | 96.6 | -0.5 | 0.0 |
| Prepress services, except platemaking..... | 0949-0501 | 12/03 | 94.9 | 94.9 | 94.9 | -0.8 | 0.0 |
| Printing plates prepared for printing exc. blanks..... | 0949-0502 | 12/03 | 102.5 | 102.5 | 102.5 | 0.4 | 0.0 |
| Metals and metal products..... | 10 | | 225.2 | 222.9 | 219.3 | -4.0 | -1.6 |
| Iron and steel..... | 101 | | 253.8 | 250.7 | 241.1 | -6.0 | -3.8 |
| Iron ores..... | 1011 | | 189.6 | 194.6 | 197.7 | 24.7 | 1.6 |
| Iron ores..... | 1011-05 | 12/97 | 199.2 | 204.5 | 207.8 | 24.7 | 1.6 |
| Iron ores..... | 1011-0555 | 12/97 | 199.2 | 204.5 | 207.8 | 24.7 | 1.6 |
| Iron and steel scrap..... | 1012 | | 627.3 | 613.1 | 537.3 | -18.3 | -12.4 |
| Carbon steel scrap..... | 1012-11 | 12/86 | 569.3 | 558.8 | 487.3 | -18.5 | -12.8 |
| Heavy melting carbon steel scrap..... | 1012-1191 | 06/96 | 331.7 | 328.2 | 290.7 | -14.5 | -11.4 |
| Carbon steel scrap bundles..... | 1012-1192 | 06/96 | 306.5 | 284.7 | 249.6 | -23.5 | -12.3 |
| Shredded carbon steel scrap..... | 1012-1193 | 06/96 | 275.4 | 276.3 | 246.4 | -13.9 | -10.8 |
| Cut plate and structural carbon steel scrap..... | 1012-1194 | 06/96 | 319.5 | 312.0 | 269.9 | -17.2 | -13.5 |
| Other carbon steel scrap..... | 1012-1195 | 06/96 | 296.7 | 293.8 | 247.4 | -23.4 | -15.8 |
| Stainless and other alloy steel scrap..... | 1012-12 | 12/86 | 693.6 | 575.8 | 561.3 | -19.2 | -2.5 |
| Stainless and other alloy steel scrap..... | 1012-1208 | 06/96 | 449.4 | 373.0 | 363.7 | -19.1 | -2.5 |
| Cast iron scrap..... | 1012-13 | 12/86 | 308.1 | 306.3 | 267.5 | -13.9 | -12.7 |
| Cast iron scrap..... | 1012-1308 | 06/96 | 239.9 | 238.5 | 208.3 | -13.9 | -12.7 |
| Other ferrous scrap..... | 1012-15 | 06/06 | 152.0 | 146.9 | 145.7 | -0.9 | -0.8 |
| Other ferrous scrap..... | 1012-1501 | 06/06 | 152.0 | 146.9 | 145.7 | -0.9 | -0.8 |
| Foundry and forge shop products..... | 1015 | | 206.6 | 206.9 | 207.0 | 2.6 | 0.0 |
| Pressure and soil pipe & fittings, cast iron..... | 1015-02 | | 385.8 | 393.8 | 394.1 | 6.5 | 0.1 |
| Pressure pipe & fittings, ductile & gray iron castings..... | 1015-021 | 12/11 | 100.1 | 102.3 | 102.4 | — | 0.1 |
| Pressure pipe & fittings, ductile iron..... | 1015-0211 | | 304.2 | 310.9 | 311.2 | 4.9 | 0.1 |
| Soil pipe & fittings, ductile & gray iron..... | 1015-0227 | | 502.1 | 508.0 | 508.0 | 15.6 | 0.0 |
| Other gray and ductile iron castings..... | 1015-04 | | 209.4 | 207.5 | 206.7 | 2.8 | -0.4 |
| Ductile iron castings (excluding soil & pressure pipe & fittings)..... | 1015-0413 | 12/03 | 156.6 | 154.9 | 154.5 | 4.1 | -0.3 |
| Gray iron castings (excluding soil & pressure pipe & fittings)..... | 1015-0419 | 12/11 | 102.1 | 101.3 | 100.8 | — | -0.5 |
| Malleable iron castings..... | 1015-05 | | 255.6 | 255.6 | — | — | — |
| Steel investment castings..... | 1015-06 | | 215.8 | 215.6 | 216.2 | 0.6 | 0.3 |
| Steel investment castings..... | 1015-0624 | 12/03 | 123.2 | 123.1 | 123.4 | 0.6 | 0.2 |
| Carbon steel castings, except investment..... | 1015-07 | | 229.3 | 231.0 | 234.2 | 4.8 | 1.4 |
| Carbon steel castings, except investment..... | 1015-0701 | 12/03 | 155.2 | 156.3 | 158.5 | 4.8 | 1.4 |
| High alloy steel castings, except investment..... | 1015-08 | | 200.2 | 200.2 | 200.2 | 0.0 | 0.0 |
| High alloy steel castings, except investment..... | 1015-0801 | 12/03 | 147.1 | 147.1 | 147.1 | 0.0 | 0.0 |
| Other alloy steel castings, except investment..... | 1015-09 | | 209.1 | 208.8 | 208.8 | 2.5 | 0.0 |
| Other alloy steel castings, except investment..... | 1015-0901 | 12/03 | 149.8 | 149.6 | 149.6 | 2.5 | 0.0 |
| Other forge shop products..... | 1015-13 | 06/82 | 158.8 | 159.6 | 159.9 | 0.7 | 0.2 |
| Open die and smith forgings (hammer and press), ferrous..... | 1015-1318 | 06/09 | 108.4 | 109.6 | 109.6 | -0.6 | 0.0 |
| Seamless rolled ring forgings, ferrous..... | 1015-1329 | 06/82 | 185.7 | 185.5 | 185.5 | -0.3 | 0.0 |
| Closed die forgings, ferrous..... | 1015-1359 | 06/98 | 124.1 | 124.7 | 125.0 | 1.2 | 0.2 |
| Hot impression die impact, press and upset steel forgings..... | 1015-135911 | 12/07 | 117.9 | 118.5 | 118.8 | 0.9 | 0.3 |
| Hot impression die impact, press, and upset carbon steel forgings..... | 1015-1359111 | 06/09 | 103.2 | 102.6 | 103.4 | 0.9 | 0.8 |
| Hot impression die impact, press, & upset alloy steel forgings, except stainless and high temp..... | 1015-1359112 | 06/09 | 104.1 | 105.8 | 105.5 | 0.0 | -0.3 |
| Hot impression die impact, press, and upset stainless steel forgings..... | 1015-1359113 | 06/09 | 107.5 | — | 107.2 | 4.0 | — |
| Electrometallurgical ferroalloy products..... | 1016 | | 247.5 | 247.2 | 250.8 | -3.0 | 1.5 |
| Electrometallurgical ferroalloy products..... | 1016-09 | 12/09 | 112.9 | 112.8 | 114.4 | -3.0 | 1.4 |
| Electrometallurgical ferroalloy products..... | 1016-0901 | 12/09 | 112.9 | 112.8 | 114.4 | -3.0 | 1.4 |

See footnotes at end of table.

Table 6. Producer price indexes and percent changes for commodity and service groupings and individual items, not seasonally adjusted — Continued
 [1982=100 unless otherwise indicated]

| Commodity | Commodity code | Other index base | Index | | | Percent change to June 2012 from: | |
|---|----------------|------------------|------------------------|-----------------------|------------------------|-----------------------------------|----------|
| | | | Feb. 2012 ¹ | May 2012 ¹ | June 2012 ¹ | June 2011 | May 2012 |
| Steel mill products..... | 1017 | | 217.9 | 215.3 | 212.4 | -3.2 | -1.3 |
| Semifinished steel mill products..... | 1017-02 | 06/82 | 264.5 | 267.3 | 261.2 | -2.6 | -2.3 |
| Wire rod, carbon..... | 1017-0202 | 12/10 | 107.7 | — | 107.1 | -0.8 | — |
| Steel ingots and semifinished steel mill products, carbon..... | 1017-0203 | 12/10 | 113.8 | 115.3 | 114.7 | 1.2 | -0.5 |
| Steel ingots and semifinished steel mill products, alloy..... | 1017-0204 | 12/10 | 97.8 | 114.1 | 103.9 | -8.5 | -8.9 |
| Steel ingots and semifinished steel mill products, stainless..... | 1017-0205 | 12/10 | 98.5 | 98.6 | 97.5 | — | -1.1 |
| Other steel mill products..... | 1017-0206 | 12/10 | 107.3 | — | — | — | — |
| Hot rolled steel sheet and strip, including tin mill products..... | 1017-03 | 06/82 | 162.4 | 160.8 | 158.5 | -3.8 | -1.4 |
| Hot rolled steel sheet and strip, including tin mill products..... | 1017-0301 | 12/03 | 144.2 | 142.8 | 140.8 | -3.8 | -1.4 |
| Hot rolled steel bars, plates, & structural shapes..... | 1017-04 | 06/82 | 224.7 | 221.8 | 218.4 | -3.1 | -1.5 |
| Hot rolled steel bars, carbon..... | 1017-0402 | 12/10 | 115.6 | 114.2 | 112.3 | 0.6 | -1.7 |
| Hot rolled steel plates, carbon..... | 1017-0403 | 12/10 | 118.1 | 126.5 | 112.4 | — | -11.1 |
| Hot rolled steel structural shapes, carbon..... | 1017-0404 | 12/10 | 108.5 | 106.7 | 108.1 | 0.8 | 1.3 |
| Concrete reinforcing bar, carbon..... | 1017-0405 | 12/10 | 121.3 | 114.9 | 116.8 | -2.5 | 1.7 |
| Hot rolled steel bars, plates, & structural shapes, alloy..... | 1017-0406 | 12/10 | 110.9 | 106.9 | 106.7 | -2.6 | -0.2 |
| Hot rolled steel bars, plates, & structural shapes, stainless..... | 1017-0407 | 12/10 | 96.6 | — | 94.3 | -12.9 | — |
| Steel wire..... | 1017-05 | 06/82 | 277.6 | 269.5 | 268.9 | -1.0 | -0.2 |
| Steel wire, carbon..... | 1017-0501 | 12/03 | 270.6 | 262.2 | 261.7 | -0.2 | -0.2 |
| Steel wire, stainless steel..... | 1017-0502 | 12/10 | 99.2 | 98.8 | 97.8 | -5.7 | -1.0 |
| Steel wire, alloy..... | 1017-0503 | 12/10 | 104.3 | 99.9 | 100.3 | -4.7 | 0.4 |
| Steel pipe and tube..... | 1017-06 | 06/82 | 292.3 | 289.9 | 287.0 | 2.6 | -1.0 |
| Oil country tubular goods(OCTG), standard, line pipe, carbon.. | 1017-0671 | 12/10 | 123.9 | 124.5 | 123.9 | 9.4 | -0.5 |
| Pressure, mechanical, structural and other steel pipe and tube, carbon..... | 1017-0672 | 12/10 | 113.8 | 111.3 | 109.0 | -4.8 | -2.1 |
| Steel pipe and tube, alloy..... | 1017-0673 | 12/10 | 111.1 | 111.0 | 110.9 | 6.1 | -0.1 |
| Steel pipe and tube, stainless steel..... | 1017-0674 | 12/10 | 107.5 | 103.8 | 102.6 | -4.5 | -1.2 |
| Cold rolled steel sheet and strip..... | 1017-07 | 06/82 | 240.2 | 235.5 | 232.4 | -7.2 | -1.3 |
| Cold rolled steel sheet and strip, carbon..... | 1017-0702 | 12/10 | 115.1 | 112.6 | 111.4 | -7.1 | -1.1 |
| Cold finished steel bars and bar shapes..... | 1017-08 | 06/82 | 177.7 | 173.7 | 173.8 | -2.5 | 0.1 |
| Cold finished steel bars and bar shapes, carbon..... | 1017-0802 | 12/10 | 108.5 | 106.1 | 106.1 | -2.1 | 0.0 |
| Cold finished steel bars and bar shapes, alloy..... | 1017-0803 | 12/10 | 106.4 | 103.3 | 103.2 | -3.4 | -0.1 |
| Cold finished steel bars and bar shapes, stainless..... | 1017-0804 | 12/10 | 100.3 | 98.6 | 99.0 | — | 0.4 |
| Nonferrous metals..... | 102 | | 263.8 | 255.9 | 251.5 | -9.3 | -1.7 |
| Nonferrous metal ores..... | 1021 | 12/83 | 377.7 | 348.4 | 350.8 | -7.2 | 0.7 |
| Copper ores..... | 1021-02 | 06/88 | 458.8 | 433.1 | 418.0 | -14.9 | -3.5 |
| Copper ores..... | 1021-0201 | 06/88 | 458.8 | 433.1 | 418.0 | -14.9 | -3.5 |
| Gold ores..... | 1021-05 | 06/85 | 440.0 | 399.5 | 413.2 | 5.2 | 3.4 |
| Gold ores..... | 1021-0501 | 06/85 | 440.6 | 400.1 | 413.8 | 5.2 | 3.4 |
| Other metal ores..... | 1021-12 | 12/03 | 548.8 | 502.3 | 514.4 | -15.9 | 2.4 |
| Other metal ores..... | 1021-1201 | 12/03 | 548.8 | 502.3 | 514.4 | -15.9 | 2.4 |
| Primary nonferrous metals..... | 1022 | | 225.3 | 212.9 | 206.3 | -16.1 | -3.1 |
| Primary nonferrous metals..... | 1022-01 | | 230.9 | 218.2 | 211.4 | -16.0 | -3.1 |
| Primary aluminum ingot, billet and other forms..... | 1022-0110 | 12/09 | 99.6 | 91.6 | 89.3 | -21.2 | -2.5 |
| Copper cathode and refined copper..... | 1022-0131 | 12/96 | 257.5 | 246.1 | 229.4 | -16.7 | -6.8 |
| Other nonferrous metals, unalloyed..... | 1022-0181 | 06/88 | 317.3 | 303.5 | 299.8 | -8.0 | -1.2 |
| Nonferrous scrap..... | 1023 | | 403.1 | 402.1 | 387.0 | -11.4 | -3.8 |
| Copper base scrap..... | 1023-01 | | 639.6 | 632.4 | 599.3 | -10.6 | -5.2 |
| No. 1 copper scrap, including wire..... | 1023-0101 | 12/86 | 500.8 | 487.3 | 455.3 | -16.6 | -6.6 |
| No. 2 copper scrap, including wire..... | 1023-0102 | 12/86 | 757.2 | 730.4 | 671.3 | -16.1 | -8.1 |
| Yellow brass scrap..... | 1023-0103 | 12/86 | 711.4 | 675.7 | 644.1 | -8.4 | -4.7 |
| Other copper and brass scrap..... | 1023-0104 | 12/86 | 780.4 | 809.3 | 778.0 | -4.6 | -3.9 |
| Aluminum base scrap..... | 1023-02 | | 241.1 | 239.4 | 233.7 | -16.7 | -2.4 |
| Solids and clippings, new aluminum base scrap..... | 1023-0201 | 12/86 | 171.0 | 181.7 | 178.4 | -16.9 | -1.8 |
| Borings, turnings, and other new aluminum base scrap..... | 1023-0202 | 12/86 | 248.0 | 213.9 | 216.6 | -17.5 | 1.3 |
| Used beverage aluminum can scrap..... | 1023-0205 | 12/86 | 227.7 | 213.1 | 208.7 | -23.1 | -2.1 |
| Other old aluminum scrap..... | 1023-0206 | 12/86 | 190.9 | 194.4 | 184.5 | -11.5 | -5.1 |
| Other nonferrous scrap, including lead, zinc & precious metals... | 1023-03 | | 314.2 | 318.5 | 307.4 | -5.6 | -3.5 |
| Other nonferrous scrap, including lead, zinc & precious metals..... | 1023-0309 | 06/06 | 134.4 | 136.2 | 131.5 | -5.5 | -3.5 |
| Secondary nonferrous metals..... | 1024 | | 255.4 | 244.6 | 242.6 | -11.7 | -0.8 |
| Secondary aluminum..... | 1024-02 | | 201.7 | 200.6 | 197.0 | -12.6 | -1.8 |
| Secondary aluminum..... | 1024-0229 | 06/97 | 125.5 | 124.8 | 122.6 | -12.6 | -1.8 |
| Secondary copper, alloyed and unalloyed..... | 1024-03 | | 566.5 | 522.8 | 522.6 | -12.6 | 0.0 |
| Secondary copper, alloyed and unalloyed..... | 1024-0339 | 06/97 | 371.2 | 342.6 | 342.5 | -12.6 | 0.0 |
| Refined zinc, slab and dust..... | 1024-05 | | 265.6 | 257.6 | 251.1 | -4.4 | -2.5 |
| Refined zinc, slab and dust..... | 1024-0559 | 06/97 | 191.7 | 185.9 | 181.2 | -4.4 | -2.5 |
| Secondary precious metals..... | 1024-06 | | 386.4 | 351.6 | 352.2 | -6.2 | 0.2 |
| Secondary precious metals..... | 1024-0669 | 06/97 | 458.2 | 416.8 | 417.6 | -6.2 | 0.2 |

See footnotes at end of table.

Table 6. Producer price indexes and percent changes for commodity and service groupings and individual items, not seasonally adjusted — Continued
 [1982=100 unless otherwise indicated]

| Commodity | Commodity code | Other index base | Index | | | Percent change to June 2012 from: | |
|--|----------------|------------------|------------------------|-----------------------|------------------------|-----------------------------------|----------|
| | | | Feb. 2012 ¹ | May 2012 ¹ | June 2012 ¹ | June 2011 | May 2012 |
| All other miscellaneous secondary nonferrous metals, including lead..... | 1024-08 | 06/11 | 88.5 | 87.1 | 87.8 | -12.2 | 0.8 |
| All other miscellaneous secondary nonferrous metals, including lead..... | 1024-0801 | 06/11 | 88.5 | 87.1 | 87.8 | -12.2 | 0.8 |
| Nonferrous mill shapes..... | 1025 | | 215.1 | 209.7 | 206.4 | -10.2 | -1.6 |
| Aluminum mill shapes..... | 1025-01 | | 182.4 | 178.9 | 178.0 | -9.2 | -0.5 |
| Aluminum sheet and strip..... | 1025-0105 | 12/03 | 129.2 | 126.3 | 125.6 | -11.7 | -0.6 |
| Plain aluminum foil (under .006 inches)..... | 1025-0111 | | 159.5 | 155.8 | - | - | - |
| Aluminum plate..... | 1025-0129 | | 159.1 | 161.4 | - | - | - |
| Extruded aluminum rod, bar, and other extruded shapes..... | 1025-0162 | 12/04 | 112.1 | 110.1 | 109.4 | -7.2 | -0.6 |
| Aluminum extruded and drawn pipe and tube..... | 1025-0163 | 12/04 | 109.7 | 104.8 | 104.4 | -7.8 | -0.4 |
| Copper and brass mill shapes..... | 1025-02 | | 447.1 | 432.9 | 415.3 | -12.6 | -4.1 |
| Copper and copper-base alloy sheet, strip and plate..... | 1025-0237 | 12/03 | 243.9 | 234.4 | 226.9 | -13.7 | -3.2 |
| Copper and copper-base alloy rod, bar and shapes..... | 1025-0238 | 12/03 | 284.9 | 274.1 | 268.0 | -9.4 | -2.2 |
| Copper and copper-base alloy pipe and tube..... | 1025-0239 | 06/04 | 228.3 | 225.2 | 207.0 | -17.8 | -8.1 |
| Nickel and nickel-base alloy mill shapes..... | 1025-04 | | 207.2 | 201.5 | 203.4 | -1.7 | 0.9 |
| Nickel and nickel-base alloy mill shapes..... | 1025-0466 | 12/03 | 150.6 | 146.4 | 147.8 | -1.7 | 1.0 |
| Titanium and titanium-base alloy mill shapes..... | 1025-05 | | 202.4 | 200.9 | 202.0 | 1.1 | 0.5 |
| Titanium and titanium-base alloy mill shapes..... | 1025-0505 | 12/03 | 180.0 | 178.7 | 179.6 | 1.1 | 0.5 |
| Other nonferrous mill shapes..... | 1025-19 | | 205.0 | 193.8 | 190.2 | -13.5 | -1.9 |
| Nonferrous wire and cable..... | 1026 | | 273.4 | 269.7 | 264.0 | -7.3 | -2.1 |
| Nonferrous wire and cable..... | 1026-03 | 12/82 | 280.4 | 276.6 | 270.8 | -7.3 | -2.1 |
| Electronic wire and cable..... | 1026-0301 | 12/82 | 276.7 | 275.1 | 275.2 | 1.4 | 0.0 |
| Telephone and telegraph wire and cable..... | 1026-0302 | 06/04 | 241.7 | 242.2 | 240.6 | -4.0 | -0.7 |
| Building wire and cable..... | 1026-0306 | 06/04 | 208.3 | 215.0 | 214.5 | -8.2 | -0.2 |
| Copper wire and cable..... | 1026-0314 | 12/86 | 363.2 | 345.0 | 328.5 | -14.1 | -4.8 |
| Apparatus wire from purchased insulated wire..... | 1026-0327 | 12/03 | 133.9 | 133.9 | 133.9 | -7.8 | 0.0 |
| Power wire and cable..... | 1026-0332 | 06/04 | 203.1 | 207.4 | 203.1 | -1.5 | -2.1 |
| Fiber optic cable..... | 1026-0333 | 12/88 | 59.9 | 60.2 | 60.1 | -1.0 | -0.2 |
| Other wire and cable..... | 1026-0398 | 06/04 | 148.8 | 147.5 | 148.5 | 0.8 | 0.7 |
| Nonferrous forge shop products..... | 1027 | 12/83 | 172.5 | 171.6 | 171.6 | -3.6 | 0.0 |
| Nonferrous forge shop products..... | 1027-01 | 12/83 | 172.5 | 171.6 | 171.6 | -3.6 | 0.0 |
| Nonferrous forge shop products..... | 1027-0111 | 12/83 | 173.4 | 172.4 | 172.4 | -3.7 | 0.0 |
| Hot impression die, impact, press and upset aluminum and other nonferrous forgings..... | 1027-01111 | 12/07 | 99.5 | 98.8 | 98.8 | -0.9 | 0.0 |
| Hot impression die, impact, press and upset aluminum and aluminum alloy forgings..... | 1027-011111 | 12/07 | 100.7 | 98.6 | 98.6 | -2.1 | 0.0 |
| Hot impression die, impact, press and upset titanium and titanium alloy forgings..... | 1027-011112 | 12/07 | 97.9 | 97.9 | - | - | - |
| Other nonferrous hot impression die impact, press, and upset forgings..... | 1027-011113 | 12/07 | 98.6 | 100.2 | - | - | - |
| Other nonferrous forgings, including cold impression die impact and seamless rolled..... | 1027-01112 | 12/07 | 100.5 | - | - | - | - |
| Nonferrous foundry shop products..... | 1028 | | 212.3 | 211.8 | 209.4 | -2.2 | -1.1 |
| Castings, aluminum and aluminum-base alloy..... | 1028-02 | | 185.9 | 186.1 | 183.4 | -2.3 | -1.5 |
| Sand castings, aluminum and aluminum-base alloy..... | 1028-0204 | 06/83 | 215.1 | 216.3 | 216.2 | 0.8 | 0.0 |
| Permanent and semi-permanent mold castings, aluminum and aluminum-base alloy..... | 1028-0205 | 06/83 | 161.7 | 162.7 | 162.6 | 1.8 | -0.1 |
| Investment and other castings and cast products, aluminum and aluminum-base alloy..... | 1028-0206 | 06/83 | 227.3 | 224.9 | 224.9 | -10.2 | 0.0 |
| Die castings, aluminum and aluminum-base alloy..... | 1028-0207 | 06/83 | 162.2 | 162.4 | 158.5 | -3.5 | -2.4 |
| Castings, nonferrous (except aluminum)..... | 1028-07 | 12/11 | 101.7 | 100.7 | 100.2 | - | -0.5 |
| Castings, nonferrous (except aluminum)..... | 1028-0701 | 12/11 | 101.7 | 100.7 | 100.2 | - | -0.5 |
| Nonferrous die-castings (except aluminum)..... | 1028-07011 | 12/11 | 100.4 | 98.8 | 99.3 | - | 0.5 |
| Other nonferrous castings (excl. die-castings), except copper..... | 1028-07012 | 12/11 | 102.3 | 101.9 | 101.6 | - | -0.3 |
| Copper and copper-base alloy castings (excl. die-castings)... | 1028-07013 | 12/11 | 102.4 | 101.5 | 100.0 | - | -1.5 |
| Metal containers..... | 103 | | 151.7 | 152.1 | 152.0 | -0.5 | -0.1 |
| Metal cans and can components..... | 1031 | | 144.0 | 144.4 | 144.2 | 0.1 | -0.1 |
| Steel cans and tinware end products..... | 1031-02 | | 207.2 | 207.0 | 207.0 | 1.3 | 0.0 |
| Steel cans and tinware end products..... | 1031-0231 | 12/01 | 162.4 | 162.3 | 162.3 | 1.3 | 0.0 |
| Aluminum cans and can components..... | 1031-03 | | 106.7 | 107.3 | 107.0 | -0.8 | -0.3 |
| Aluminum cans and can components..... | 1031-0331 | 12/01 | 125.9 | 126.5 | 126.3 | -0.8 | -0.2 |
| Barrels, drums, pails and other metal containers..... | 1032 | | 240.1 | 240.7 | 240.8 | -2.3 | 0.0 |
| Barrels, drums, pails and other metal containers..... | 1032-01 | | 240.1 | 240.7 | 240.8 | -2.3 | 0.0 |
| All other metal containers..... | 1032-0107 | 12/11 | 99.9 | 100.0 | 100.0 | - | 0.0 |
| Hardware..... | 104 | | 201.9 | 202.4 | 202.8 | 1.7 | 0.2 |
| Hardware, n.e.c..... | 1041 | | 194.6 | 195.4 | 195.3 | 1.3 | -0.1 |

See footnotes at end of table.

Table 6. Producer price indexes and percent changes for commodity and service groupings and individual items, not seasonally adjusted — Continued
 [1982=100 unless otherwise indicated]

| Commodity | Commodity code | Other index base | Index | | | Percent change to June 2012 from: | |
|--|----------------|------------------|------------------------|-----------------------|------------------------|-----------------------------------|----------|
| | | | Feb. 2012 ¹ | May 2012 ¹ | June 2012 ¹ | June 2011 | May 2012 |
| Builders' hardware (lock units, key blanks, door & window hardware, cabinet hardware, etc.)..... | 1041-01 | | 233.3 | 235.1 | 234.7 | 1.0 | -0.2 |
| Builders' hardware (lock units, key blanks, door & window hardware, cabinet hardware, etc.)..... | 1041-0104 | 06/07 | 117.6 | 118.5 | 118.3 | 1.0 | -0.2 |
| Transportation equipment hardware..... | 1041-03 | | 142.5 | 142.5 | 142.6 | -0.3 | 0.1 |
| Motor vehicle hardware..... | 1041-0311 | 06/85 | 118.9 | 118.8 | 119.0 | -0.3 | 0.2 |
| Other transportation equipment hardware..... | 1041-0341 | 06/85 | 415.5 | 416.5 | 416.5 | -0.3 | 0.0 |
| Furniture hardware..... | 1041-04 | | 220.6 | 220.6 | 220.6 | 0.1 | 0.0 |
| Furniture hardware..... | 1041-0411 | 06/85 | 197.1 | 197.1 | 197.1 | 0.1 | 0.0 |
| Other miscellaneous hardware..... | 1041-05 | 06/85 | 241.7 | 241.7 | - | - | - |
| Other miscellaneous hardware..... | 1041-0502 | 12/03 | 171.0 | 171.0 | - | - | - |
| Hand and edge tools..... | 1042 | | 220.1 | 220.1 | 221.2 | 2.2 | 0.5 |
| Hand and edge tools..... | 1042-01 | | 220.1 | 220.1 | 221.2 | 2.2 | 0.5 |
| Mechanics hand service tools..... | 1042-0135 | 06/06 | 112.2 | 112.3 | 112.3 | 2.1 | 0.0 |
| Edge tools, hand operated..... | 1042-0145 | 06/06 | 113.7 | 114.5 | 114.4 | 2.5 | -0.1 |
| Other handtools, nec..... | 1042-0155 | 06/06 | 116.1 | 116.1 | 116.1 | 1.2 | 0.0 |
| Handsaws and handsaw blades..... | 1042-0168 | 12/03 | 112.6 | 112.0 | 115.1 | 3.8 | 2.8 |
| Plumbing fixtures and fittings..... | 105 | | 240.2 | 241.2 | 241.2 | 1.5 | 0.0 |
| Vitreous china plumbing fixture and china and earthenware bathroom accessories..... | 1052 | | 147.4 | 148.0 | 148.0 | 2.1 | 0.0 |
| Vitreous china plumbing fixture and china and earthenware bathroom accessories..... | 1052-01 | | 147.4 | 148.0 | 148.0 | 2.1 | 0.0 |
| Vitreous china plumbing fixture and china and earthenware bathroom accessories..... | 1052-0114 | 12/03 | 104.5 | 105.0 | 105.0 | - | 0.0 |
| Plumbing fixture fittings and trim..... | 1054 | | 278.1 | 279.5 | 279.5 | 1.2 | 0.0 |
| Plumbing fixture fittings and trim..... | 1054-02 | | 278.0 | 279.4 | 279.4 | 1.2 | 0.0 |
| Bath and shower fittings..... | 1054-0211 | 06/83 | 224.4 | 224.4 | 224.4 | 0.2 | 0.0 |
| Lavatory and sink fittings..... | 1054-0218 | 06/98 | 139.5 | 139.6 | 139.6 | 1.9 | 0.0 |
| Miscellaneous brass goods..... | 1054-0223 | 06/83 | 286.8 | 290.5 | 290.5 | 1.9 | 0.0 |
| Enameled iron & metal sanitary ware..... | 1056 | 12/86 | 199.9 | 199.9 | 199.9 | 1.5 | 0.0 |
| Enameled iron & metal sanitary ware..... | 1056-01 | 12/86 | 199.9 | 199.9 | 199.9 | 1.5 | 0.0 |
| Enameled iron & metal sanitary ware..... | 1056-0102 | 12/03 | 142.6 | 142.6 | 142.6 | 1.4 | 0.0 |
| Heating equipment..... | 106 | | 233.0 | 232.9 | 235.5 | 3.8 | 1.1 |
| Steam and hot water equipment..... | 1061 | | 256.8 | 256.8 | 256.5 | 5.4 | -0.1 |
| Steam and hot water equipment..... | 1061-01 | | 256.8 | 256.8 | 256.5 | 5.4 | -0.1 |
| Cast iron heating boilers, radiators and convectors..... | 1061-0106 | 06/99 | 161.5 | 161.5 | 161.5 | 5.6 | 0.0 |
| Steel heating boilers, all classes..... | 1061-0112 | 06/99 | 165.8 | 165.8 | 164.9 | 5.4 | -0.5 |
| Floor and wall furnaces and heaters, including parts..... | 1062 | | 186.0 | 185.0 | 185.3 | 3.6 | 0.2 |
| Floor and wall furnaces and heaters, including parts..... | 1062-01 | | 186.0 | 185.0 | 185.3 | 3.6 | 0.2 |
| Floor and wall furnaces and heaters, including parts..... | 1062-0146 | 12/03 | 122.9 | 122.3 | 122.5 | 3.6 | 0.2 |
| Other heating equipment, non-electric, including parts..... | 1063 | | 215.1 | 215.3 | 215.3 | 1.7 | 0.0 |
| Other heating equipment, non-electric, including parts..... | 1063-01 | | 215.1 | 215.3 | 215.3 | 1.7 | 0.0 |
| Other heating equipment, non-electric, including parts..... | 1063-0161 | 06/99 | 133.5 | 133.6 | 133.6 | 1.7 | 0.0 |
| Domestic heating stoves..... | 1064 | | 181.9 | 182.9 | 184.2 | 4.0 | 0.7 |
| Domestic heating stoves..... | 1064-01 | | 181.9 | 182.9 | 184.2 | 4.0 | 0.7 |
| Domestic heating stoves..... | 1064-0141 | 06/99 | 143.2 | 144.1 | 145.0 | 4.0 | 0.6 |
| Domestic water heaters..... | 1066 | | 323.8 | 323.7 | 337.9 | 4.5 | 4.4 |
| Domestic water heaters..... | 1066-01 | | 323.8 | 323.7 | 337.9 | 4.5 | 4.4 |
| Household water heaters, electric, for permanent installation..... | 1066-0101 | | 307.7 | 307.6 | 320.9 | 4.5 | 4.3 |
| Household water heaters, except electric..... | 1066-0114 | 12/00 | 203.4 | 203.3 | 212.3 | 4.5 | 4.4 |
| Fabricated structural metal products..... | 107 | | 213.5 | 215.2 | 215.5 | 1.5 | 0.1 |
| Metal doors, sash, and trim..... | 1071 | | 225.1 | 225.6 | 225.9 | 2.0 | 0.1 |
| Metal doors and frames (except storm)..... | 1071-02 | 06/83 | 224.0 | 225.3 | 225.3 | 1.8 | 0.0 |
| Metal doors and frames (except storm)..... | 1071-0209 | 06/07 | 116.2 | 116.9 | 116.9 | 1.8 | 0.0 |
| Metal window sash and frames (except storm)..... | 1071-03 | 06/83 | 195.2 | 195.3 | 195.7 | 0.9 | 0.2 |
| Metal window sash and frames (except storm)..... | 1071-0313 | 06/97 | 133.2 | 133.3 | 133.6 | 0.9 | 0.2 |
| Metal molding and trim and store fronts..... | 1071-04 | 06/83 | 392.4 | 381.3 | 386.3 | 3.6 | 1.3 |
| Metal molding and trim and store fronts..... | 1071-0413 | 06/83 | 392.4 | 381.3 | 386.3 | 3.6 | 1.3 |
| Metal combination screen, storm sash, and storm doors..... | 1071-05 | 06/83 | 174.7 | 174.2 | 174.2 | 1.3 | 0.0 |
| Metal combination screen, storm sash, and storm doors..... | 1071-0515 | 06/83 | 174.7 | 174.2 | 174.2 | 1.3 | 0.0 |
| Metal window/door screens (exc. combos) & weather strip..... | 1071-06 | 06/83 | 210.3 | 210.1 | 210.1 | 1.6 | 0.0 |
| Metal window/door screens (exc. combos) & weather strip..... | 1071-0617 | 06/83 | 210.3 | 210.1 | 210.1 | 1.6 | 0.0 |
| Metal tanks..... | 1072 | | 190.0 | 191.7 | 191.1 | 2.9 | -0.3 |
| Metal tanks..... | 1072-01 | | 190.0 | 191.7 | 191.1 | 2.9 | -0.3 |
| Storage and other non-pressure tanks..... | 1072-0104 | 12/94 | 159.7 | 161.7 | 161.7 | 4.0 | 0.0 |

See footnotes at end of table.

Table 6. Producer price indexes and percent changes for commodity and service groupings and individual items, not seasonally adjusted — Continued
 [1982=100 unless otherwise indicated]

| Commodity | Commodity code | Other index base | Index | | | Percent change to June 2012 from: | |
|---|----------------|------------------|------------------------|-----------------------|------------------------|-----------------------------------|----------|
| | | | Feb. 2012 ¹ | May 2012 ¹ | June 2012 ¹ | June 2011 | May 2012 |
| Metal tanks, complete at factory, standard line pressure..... | 1072-0126 | 12/01 | 147.9 | 152.2 | 152.2 | 2.6 | 0.0 |
| Metal tanks and vessels, custom fabricated at factory, field erected..... | 1072-0135 | 12/01 | 173.2 | 174.8 | 173.4 | 6.9 | -0.8 |
| Ferrous metal pressure tanks and vessels (more than 24 inch diameter and 5 cubic ft. capacity)..... | 1072-01351 | 06/11 | 104.8 | 105.3 | 105.3 | 5.3 | 0.0 |
| All other metal tanks and vessels, custom fabricated at the factory..... | 1072-01352 | 06/11 | 108.1 | 109.3 | 108.0 | 8.0 | -1.2 |
| Sheet metal products..... | 1073 | | 200.6 | 200.0 | 200.2 | -1.6 | 0.1 |
| Sheet metal products..... | 1073-01 | | 200.6 | 200.0 | 200.2 | -1.6 | 0.1 |
| Sheet metal air-conditioning ducts and stove pipe..... | 1073-0120 | 12/03 | 169.5 | 169.5 | 171.1 | 0.8 | 0.9 |
| Sheet metal culverts, flumes, irrigation pipes, etc..... | 1073-0141 | 06/11 | 102.4 | 99.1 | 100.8 | 0.8 | 1.7 |
| Sheet metal roofing and roof drainage equipment..... | 1073-0170 | 12/03 | 143.6 | 143.8 | 141.9 | -1.8 | -1.3 |
| Sheet metal awnings, canopies, cornices, and soffits..... | 1073-01A1 | 06/11 | 99.8 | 99.8 | 99.8 | -0.2 | 0.0 |
| Sheet metal electronic enclosures..... | 1073-01C | 06/11 | 99.3 | 100.8 | 99.4 | -0.6 | -1.4 |
| Steel sheet metal computer & peripheral equipment enclosures..... | 1073-01C1 | 06/11 | 97.8 | 101.1 | 97.8 | -2.2 | -3.3 |
| Aluminum sheet metal computer & peripheral equipment enclosures..... | 1073-01C2 | 06/11 | 97.1 | 96.3 | 96.9 | -3.1 | 0.6 |
| Other sheet metal electronic enclosures (excl. computers)..... | 1073-01C3 | 06/11 | 101.9 | 102.2 | 102.2 | 2.2 | 0.0 |
| Other sheet metal work..... | 1073-01G | 06/11 | 99.3 | 99.4 | 99.3 | -0.7 | -0.1 |
| Structural, architectural, and pre-engineered metal products..... | 1074 | | 210.0 | 213.4 | 213.7 | 2.9 | 0.1 |
| Fabricated structural metal..... | 1074-05 | | 198.2 | 204.0 | 204.6 | 4.8 | 0.3 |
| Fabricated structural metal bar joists and concrete reinforcing bars..... | 1074-051 | | 181.8 | 185.0 | 184.4 | 2.4 | -0.3 |
| Fabricated structural iron & steel for industrial bldgs metal bar joists, short span..... | 1074-0510 | 06/11 | 93.8 | 96.0 | 95.9 | -4.1 | -0.1 |
| Fabricated structural iron & steel for commercial, residential, institutional, & public bldgs..... | 1074-0514 | 06/11 | 104.3 | 106.0 | 105.6 | 5.6 | -0.4 |
| Other fabricated structural metal, including for bridges..... | 1074-055 | 06/82 | 230.4 | 243.2 | 246.8 | 9.9 | 1.5 |
| Fabricated structural metal for bridges..... | 1074-0553 | 12/07 | 114.8 | 117.0 | 125.2 | - | 7.0 |
| Other fabricated structural iron and steel, metal and aluminum, incl. iron & steel for ships..... | 1074-0554 | 12/07 | 107.1 | 113.6 | 114.4 | - | 0.7 |
| Custom roll form products..... | 1074-07 | | 171.1 | 170.1 | 168.9 | -3.4 | -0.7 |
| Custom roll form products..... | 1074-077 | 06/90 | 161.6 | 160.6 | 159.5 | -3.4 | -0.7 |
| Ornamental and architectural metal work..... | 1074-08 | 12/83 | 244.2 | 246.6 | 244.9 | 1.0 | -0.7 |
| Iron, steel, and aluminum stairs, staircases and fire escapes..... | 1074-0803 | 12/83 | 179.4 | 180.3 | 179.9 | 2.5 | -0.2 |
| Metal grilles, registers and air diffusers..... | 1074-0811 | 12/97 | 143.3 | - | 143.3 | 0.0 | - |
| Steel and aluminum fences, gates (not wire), and railings and window guards..... | 1074-0813 | 12/97 | 146.1 | 148.8 | 148.8 | 1.0 | 0.0 |
| Open metal flooring, grating and studs..... | 1074-0814 | 12/97 | 181.2 | 201.4 | 182.4 | 0.3 | -9.4 |
| Other architectural and ornamental metal work..... | 1074-082 | 12/97 | 161.8 | 161.3 | 161.5 | 1.3 | 0.1 |
| Other aluminum and metal architectural and ornamental work..... | 1074-0821 | 12/08 | 103.3 | 102.4 | 102.8 | 1.3 | 0.4 |
| Other iron and steel architectural and ornamental work..... | 1074-0822 | 12/08 | 105.1 | 105.1 | 105.1 | 0.0 | 0.0 |
| Fabricated metal pipe, tube, and fittings..... | 1074-11 | 12/11 | 99.8 | 99.9 | 101.3 | - | 1.4 |
| Fabricated metal pipe, tube, and fittings..... | 1074-1151 | 12/11 | 99.8 | 99.9 | 101.3 | - | 1.4 |
| Heat exchangers and steam condensers (except for nuclear applications)..... | 1075 | | 263.8 | 264.2 | 264.2 | 4.3 | 0.0 |
| Heat exchangers and steam condensers (except for nuclear applications)..... | 1075-01 | | 263.8 | 264.2 | 264.2 | 4.3 | 0.0 |
| Heat exchangers and steam condensers (except for nuclear applications)..... | 1075-0103 | | 263.8 | 264.2 | 264.2 | 4.3 | 0.0 |
| Fabricated steel plate..... | 1076 | | 209.7 | 209.9 | 213.3 | 1.6 | 1.6 |
| Fabricated steel plate..... | 1076-01 | | 209.7 | 209.9 | 213.3 | 1.6 | 1.6 |
| Fabricated steel plate..... | 1076-0102 | 12/01 | 143.1 | 143.3 | 145.6 | 1.6 | 1.6 |
| Stationary and marine power boilers..... | 1077 | | 211.6 | 214.7 | 214.0 | 2.9 | -0.3 |
| Stationary and marine power boilers..... | 1077-01 | | 211.6 | 214.7 | 214.0 | 2.9 | -0.3 |
| Parts and attachments for steel power boilers exc. nuclear applications (sold separately)..... | 1077-0105 | 06/11 | 100.6 | 102.4 | - | - | - |
| Water tube steel, fire tube steam and vertical, and other power boilers (stationary and marine)..... | 1077-0107 | 06/11 | 102.5 | 103.7 | 103.7 | 3.7 | 0.0 |
| Prefabricated metal buildings..... | 1079 | | 284.0 | 284.6 | 284.5 | -1.5 | 0.0 |
| Prefabricated metal building systems (excl. farm service bldgs, residential bldgs, & parts)..... | 1079-01 | | 275.7 | 277.0 | 277.0 | -2.0 | 0.0 |
| Prefabricated metal building systems (excl. farm service bldgs, residential bldgs, & parts)..... | 1079-0101 | 12/97 | 200.3 | 201.3 | 201.2 | -2.0 | 0.0 |
| Industrial & commercial prefab metal building systems (excl. farm svc bldgs, residential, parts)..... | 1079-01012 | 12/07 | 134.6 | 135.5 | 135.5 | - | 0.0 |
| Other prefabricated & portable buildings, steel and aluminum..... | 1079-02 | | 315.5 | 315.5 | 315.5 | 0.4 | 0.0 |
| Other prefabricated & portable buildings, steel and aluminum..... | 1079-0201 | 12/97 | 214.2 | 214.2 | 214.2 | 0.4 | 0.0 |
| Panels, parts, and sections for prefabricated buildings, steel and aluminum..... | 1079-03 | | 247.0 | 243.4 | 243.4 | -2.1 | 0.0 |

See footnotes at end of table.

Table 6. Producer price indexes and percent changes for commodity and service groupings and individual items, not seasonally adjusted — Continued
 [1982=100 unless otherwise indicated]

| Commodity | Commodity code | Other index base | Index | | | Percent change to June 2012 from: | |
|---|----------------|------------------|------------------------|-----------------------|------------------------|-----------------------------------|----------|
| | | | Feb. 2012 ¹ | May 2012 ¹ | June 2012 ¹ | June 2011 | May 2012 |
| Panels, parts, and sections for prefabricated buildings, steel and aluminum..... | 1079-0354 | | 247.0 | 243.4 | 243.4 | -2.1 | 0.0 |
| Miscellaneous metal products..... | 108 | | 168.1 | 167.9 | 168.0 | 1.0 | 0.1 |
| Bolts, nuts, screws, rivets, and washers..... | 1081 | | 185.3 | 185.0 | 184.8 | 1.5 | -0.1 |
| Externally threaded fasteners, except aircraft types..... | 1081-02 | 06/82 | 168.2 | 168.2 | 167.9 | 0.7 | -0.2 |
| Hex bolts, including heavy, tap-and-joint..... | 1081-0206 | 06/82 | 157.1 | 156.3 | 155.4 | -0.4 | -0.6 |
| Cap, set, machine, lag, flange, and self-locking screws, except aircraft types..... | 1081-0231 | | 193.5 | 193.5 | 192.9 | 0.1 | -0.3 |
| Tapping screws and wood screws, except aircraft types..... | 1081-0236 | | 160.5 | 160.5 | 160.5 | 1.3 | 0.0 |
| Other metal bolts, incl. square, round, plow, high-strength structural, and bent..... | 1081-0262 | 12/99 | 172.8 | 172.2 | 172.3 | 1.1 | 0.1 |
| Other externally threaded metal fasteners, including studs, except aircraft types..... | 1081-0263 | 12/99 | 109.2 | 110.1 | 110.1 | 1.7 | 0.0 |
| Internally threaded fasteners, except aircraft types..... | 1081-03 | 06/82 | 125.7 | 123.4 | 123.4 | -1.1 | 0.0 |
| Internally threaded fasteners, except aircraft types..... | 1081-0312 | 06/82 | 125.7 | 123.4 | 123.4 | -1.1 | 0.0 |
| Nonthreaded metal fasteners, except aircraft types..... | 1081-04 | 06/82 | 176.9 | 177.3 | 179.0 | 2.4 | 1.0 |
| Nonthreaded metal fasteners, except aircraft types..... | 1081-0424 | 06/82 | 176.9 | 177.3 | 179.0 | 2.4 | 1.0 |
| Aircraft fasteners, except plastics (including aerospace)..... | 1081-05 | 06/82 | 278.2 | 278.0 | 276.5 | 2.4 | -0.5 |
| Aircraft fasteners, except plastics (including aerospace)..... | 1081-0536 | 06/82 | 278.2 | 278.0 | 276.5 | 2.4 | -0.5 |
| Formed products, except fasteners, made by cold-, warm-, or hot-heading processes..... | 1081-06 | 06/82 | 200.7 | 201.4 | 201.4 | 4.2 | 0.0 |
| Formed products, except fasteners, made by cold-, warm-, or hot-heading processes..... | 1081-0648 | 06/82 | 200.7 | 201.4 | 201.4 | 4.2 | 0.0 |
| Lighting fixtures..... | 1083 | | 162.7 | 163.5 | 162.1 | 1.4 | -0.9 |
| Residential electric lighting fixtures, except portable..... | 1083-02 | | 182.2 | 187.4 | 179.6 | 0.0 | -4.2 |
| Residential electric lighting fixtures, except portable..... | 1083-0225 | 06/98 | 126.3 | 130.0 | 124.5 | 0.0 | -4.2 |
| Commercial, institutional and industrial electric lighting fixtures..... | 1083-03 | | 175.7 | 175.5 | 174.1 | 2.1 | -0.8 |
| Commercial and institutional electric lighting fixtures, including parts and accessories..... | 1083-0302 | 12/04 | 120.0 | 119.9 | 119.9 | 2.8 | 0.0 |
| Industrial electric lighting fixtures, including parts and accessories..... | 1083-0304 | 12/04 | 127.1 | 127.1 | 122.7 | -0.3 | -3.5 |
| Vehicular lighting equipment..... | 1083-04 | | 134.0 | 134.0 | 134.0 | 1.8 | 0.0 |
| Vehicular lighting equipment..... | 1083-0404 | 06/07 | 109.3 | 109.3 | 109.3 | 1.8 | 0.0 |
| Other lighting equipment..... | 1083-05 | | 159.1 | 160.0 | 160.0 | 1.0 | 0.0 |
| Outdoor lighting equipment, including parts..... | 1083-0522 | 06/85 | 153.4 | 154.3 | 154.3 | 0.9 | 0.0 |
| All other miscellaneous electric and nonelectric lighting equipment..... | 1083-0524 | 06/85 | 109.7 | 110.4 | 110.3 | 1.1 | -0.1 |
| Ammunition, except for small arms..... | 1085 | 12/85 | 182.7 | 184.2 | 184.5 | 2.7 | 0.2 |
| Ammunition, except for small arms..... | 1085-01 | 12/85 | 182.7 | 184.2 | 184.5 | 2.7 | 0.2 |
| Ammunition, except for small arms..... | 1085-0101 | 12/85 | 182.7 | 184.2 | 184.5 | 2.7 | 0.2 |
| Ordnance and accessories, n.e.c..... | 1086 | 12/85 | 213.3 | 213.3 | 218.4 | 2.7 | 2.4 |
| Ordnance and accessories, n.e.c..... | 1086-01 | 12/85 | 213.3 | 213.3 | 218.4 | 2.7 | 2.4 |
| Ordnance and accessories, n.e.c..... | 1086-0101 | 12/85 | 213.3 | 213.3 | 218.4 | 2.7 | 2.4 |
| Fabricated ferrous wire products..... | 1088 | 06/82 | 220.2 | 220.5 | 220.6 | 1.5 | 0.0 |
| Ferrous wire rope, cable, forms and strand..... | 1088-01 | 06/82 | 196.4 | 195.8 | 195.9 | -0.8 | 0.1 |
| Ferrous wire rope, cable, forms and strand..... | 1088-0101 | 06/82 | 196.4 | 195.8 | 195.9 | -0.8 | 0.1 |
| Ferrous wire cloth, other woven wire products..... | 1088-07 | 06/82 | 177.2 | 179.5 | 178.3 | 3.5 | -0.7 |
| Ferrous wire cloth, other woven wire products..... | 1088-0701 | 06/82 | 177.2 | 179.5 | 178.3 | 3.5 | -0.7 |
| Other fabricated ferrous wire products..... | 1088-09 | 06/82 | 220.5 | 220.4 | 220.6 | 0.9 | 0.1 |
| Steel fencing and fence gates..... | 1088-0993 | 06/09 | 103.9 | 103.7 | 103.7 | -0.3 | 0.0 |
| Other fabricated ferrous wire products, n.e.c..... | 1088-0996 | 12/11 | 100.9 | 100.9 | 101.0 | - | 0.1 |
| Steel nails, staples, tacks, spikes and brads..... | 1088-12 | 06/09 | 136.8 | 139.7 | - | - | - |
| Steel nails, staples, tacks, spikes and brads..... | 1088-1201 | 06/09 | 136.8 | 139.7 | - | - | - |
| Other miscellaneous metal products..... | 1089 | | 160.3 | 159.9 | 160.0 | 0.6 | 0.1 |
| Wire springs..... | 1089-04 | | 173.2 | 175.7 | 175.7 | 3.0 | 0.0 |
| Precision mechanical wire springs..... | 1089-0424 | | 179.0 | 179.0 | 179.0 | 1.4 | 0.0 |
| Precision mechanical extension- and torsion-type wire springs..... | 1089-04241 | 12/09 | 108.0 | 108.0 | 107.9 | 2.2 | -0.1 |
| Precision mechanical compression-type springs..... | 1089-04242 | 12/09 | 99.3 | 99.3 | 99.3 | 0.8 | 0.0 |
| Other light gauge wire springs..... | 1089-0425 | 12/82 | 164.1 | 168.3 | 168.3 | 4.4 | 0.0 |
| Other metal products..... | 1089-05 | | 153.3 | 152.8 | 153.1 | 0.9 | 0.2 |
| Original equipment automotive stamping..... | 1089-0506 | | 118.3 | 117.8 | 118.8 | 1.9 | 0.8 |
| Replacement part automotive stamping..... | 1089-0508 | 12/82 | 145.1 | 148.9 | 148.9 | -4.3 | 0.0 |
| Automotive screw machine products..... | 1089-0521 | 12/83 | 148.7 | 148.9 | 148.5 | 0.9 | -0.3 |
| Other screw machine products..... | 1089-0522 | 12/83 | 179.7 | 179.3 | 179.3 | 0.5 | 0.0 |
| Nonferrous woven wire, made from purchased wire..... | 1089-0552 | 12/04 | 184.7 | 186.5 | 189.1 | 2.0 | 1.4 |
| Metal powders, paste, and flake..... | 1089-0564 | 06/85 | 214.5 | 209.1 | 206.3 | -2.3 | -1.3 |
| Powder metallurgy parts, except bearings, gears, etc..... | 1089-0571 | 12/91 | 124.9 | 124.8 | 125.0 | 1.6 | 0.2 |
| Other fabricated metal products..... | 1089-0589 | 06/85 | 175.8 | 175.8 | 175.8 | 0.3 | 0.0 |

See footnotes at end of table.

Table 6. Producer price indexes and percent changes for commodity and service groupings and individual items, not seasonally adjusted — Continued
 [1982=100 unless otherwise indicated]

| Commodity | Commodity code | Other index base | Index | | | Percent change to June 2012 from: | |
|--|----------------|------------------|------------------------|-----------------------|------------------------|-----------------------------------|------------|
| | | | Feb. 2012 ¹ | May 2012 ¹ | June 2012 ¹ | June 2011 | May 2012 |
| Metal stampings n.e.c..... | 1089-07 | 06/84 | 181.5 | 180.9 | 181.2 | -1.3 | 0.2 |
| Metal job stampings, except automotive..... | 1089-0701 | | 205.9 | 205.1 | 204.8 | -2.2 | -0.1 |
| Stamped and pressed metal end products, including vitreous enameled products..... | 1089-0706 | 12/10 | 101.3 | 101.3 | 102.5 | 2.1 | 1.2 |
| Metal foil and leaf..... | 1089-08 | 12/84 | 135.9 | 134.9 | 134.5 | 3.0 | -0.3 |
| Converted unmounted aluminum foil packaging products..... | 1089-0802 | 12/84 | 164.4 | 163.3 | 162.3 | 5.8 | -0.6 |
| Laminated aluminum foil rolls and sheets for flexible packaging uses..... | 1089-0811 | 12/84 | 125.3 | 124.3 | 124.2 | 1.2 | -0.1 |
| Heavy gauge springs..... | 1089-09 | 06/04 | 143.0 | 143.6 | 142.2 | -1.6 | -1.0 |
| Hot formed steel springs, except wire..... | 1089-0912 | 06/04 | 159.5 | 159.8 | 158.3 | -1.7 | -0.9 |
| Cold formed steel springs, except wire..... | 1089-0913 | 06/04 | 124.8 | 125.6 | - | - | - |
| Machinery and equipment..... | 11 | | 134.1 | 134.4 | 134.4 | 1.1 | 0.0 |
| Agricultural machinery and equipment..... | 111 | | 212.8 | 213.7 | 213.9 | 2.3 | 0.1 |
| Agricultural machinery and equipment..... | 1114 | 12/02 | 133.2 | 133.8 | 133.9 | 2.3 | 0.1 |
| Commercial turf and grounds care equipment, including parts and attachments..... | 1114-01 | 12/02 | 125.4 | 125.8 | 125.7 | 1.4 | -0.1 |
| Commercial turf and grounds care equipment, including parts and attachments..... | 1114-0111 | 12/02 | 125.4 | 125.8 | 125.7 | 1.4 | -0.1 |
| Farm plows, harrows, rollers, pulverizers, etc., and attachments.. | 1114-02 | 12/02 | 164.3 | 165.1 | 165.1 | 3.1 | 0.0 |
| Farm plows, harrows, rollers, pulverizers, etc., and attachments..... | 1114-0211 | 12/02 | 164.3 | 165.1 | 165.1 | 3.1 | 0.0 |
| Farm-type (power take-off hp) wheel tractors (2/4-wheel drive)(with or without attachments)..... | 1114-03 | 12/02 | 125.1 | 125.1 | 125.1 | 1.9 | 0.0 |
| Farm-type (power take-off hp) wheel tractors (2/4-wheel drive)(with or without attachments)..... | 1114-0311 | 12/02 | 125.1 | 125.1 | 125.1 | 1.9 | 0.0 |
| Farm dairy equipment, sprayers and dusters, farm blowers, and attachments..... | 1114-04 | 12/02 | 133.9 | 134.1 | 134.5 | 2.0 | 0.3 |
| Farm dairy equipment, sprayers and dusters, farm blowers, and attachments..... | 1114-0411 | 12/02 | 133.9 | 134.1 | 134.5 | 2.0 | 0.3 |
| Planting, seeding, and fertilizing machinery and attachments.... | 1114-05 | 12/02 | 135.5 | 137.0 | 136.3 | 1.9 | -0.5 |
| Planting, seeding, and fertilizing machinery and attachments.... | 1114-0511 | 12/02 | 135.5 | 137.0 | 136.3 | 1.9 | -0.5 |
| Harvesting machinery (except hay and straw) and attachments... | 1114-06 | 12/82 | 212.8 | 212.7 | 212.7 | 1.5 | 0.0 |
| Harvesting machinery (except hay and straw) and attachments..... | 1114-0611 | 12/82 | 212.8 | 212.7 | 212.7 | 1.5 | 0.0 |
| Haying machinery and attachments..... | 1114-07 | 12/82 | 200.8 | 201.4 | 201.4 | 2.5 | 0.0 |
| Haying machinery and attachments..... | 1114-0711 | 12/82 | 200.8 | 201.4 | 201.4 | 2.5 | 0.0 |
| All other farm machinery and equipment, excluding parts, including attachments..... | 1114-08 | 12/02 | 154.9 | 156.1 | 157.5 | 3.4 | 0.9 |
| All other farm machinery and equipment, excluding parts, including attachments..... | 1114-0811 | 12/02 | 154.9 | 156.1 | 157.5 | 3.4 | 0.9 |
| Parts for farm machinery, for sale separately..... | 1114-09 | 12/02 | 128.7 | 130.4 | 130.3 | 4.4 | -0.1 |
| Parts for farm machinery, for sale separately..... | 1114-0911 | 12/02 | 128.7 | 130.4 | 130.3 | 4.4 | -0.1 |
| Construction machinery and equipment..... | 112 | | 203.3 | 204.9 | 205.6 | 4.4 | 0.3 |
| Tractors and attachments, ex. parts..... | 112A | 12/99 | 133.4 | 133.8 | 134.8 | 5.7 | 0.7 |
| Construction machinery for mounting (excluding parts, winches, snow clearing attachments)..... | 112A-03 | 12/99 | 131.5 | 131.4 | 131.7 | 1.9 | 0.2 |
| Construction machinery for mounting (excluding parts, winches, snow clearing attachments)..... | 112A-0302 | 12/99 | 131.5 | 131.4 | 131.7 | 1.9 | 0.2 |
| Tractor shovel loaders (skid steer, wheel, crawler, and integral design backhoes)..... | 112A-04 | | 192.1 | 192.9 | 193.5 | 8.5 | 0.3 |
| Tractor shovel loaders (skid steer, wheel, crawler, and integral design backhoes)..... | 112A-0406 | 06/86 | 183.2 | 184.0 | 184.5 | 8.5 | 0.3 |
| Construction wheel and crawler tractors, dozers, self-propelled log skidders, etc..... | 112A-05 | 12/03 | 128.5 | 128.7 | 130.6 | 6.1 | 1.5 |
| Construction wheel and crawler tractors, dozers, self-propelled log skidders, etc..... | 112A-0501 | 12/03 | 128.5 | 128.7 | 130.6 | 6.1 | 1.5 |
| Power cranes, draglines, and shovels (including surface mining equipment), excluding parts..... | 112B | 12/99 | 135.3 | 133.2 | 133.7 | 1.2 | 0.4 |
| Power cranes, draglines, and shovels (including surface mining equipment), excluding parts..... | 112B-05 | 12/99 | 135.3 | 133.2 | 133.7 | 1.2 | 0.4 |
| Power cranes, draglines, and shovels (including surface mining equipment), excluding parts..... | 112B-0504 | 12/99 | 135.3 | 133.2 | 133.7 | 1.2 | 0.4 |
| Mixers, pavers, and related equipment (excluding parts)..... | 112C | | 181.1 | 181.1 | 181.1 | 2.2 | 0.0 |
| Mixers, pavers, and related equipment (excluding parts)..... | 112C-01 | | 181.1 | 181.1 | 181.1 | 2.2 | 0.0 |
| Mixers, pavers, and related equipment (excluding parts)..... | 112C-0109 | 12/99 | 130.0 | 130.0 | 130.0 | 2.2 | 0.0 |
| Off-highway, equipment, ex. parts..... | 112D | 12/99 | 147.6 | 147.7 | 145.6 | 8.4 | -1.4 |
| Off-highway trucks, haulers, truck-type tractor chassis, trailers, etc. (excluding parts)..... | 112D-02 | 12/03 | 143.1 | 144.8 | 144.8 | 9.8 | 0.0 |
| Off-highway trucks, haulers, truck-type tractor chassis, trailers, etc. (excluding parts)..... | 112D-0201 | 12/03 | 143.1 | 144.8 | 144.8 | 9.8 | 0.0 |
| Graders, rollers and compactors, forklifts, scrapers, trenchers, etc. (excluding parts)..... | 112D-03 | 12/03 | 139.4 | 138.4 | 135.2 | 7.5 | -2.3 |

See footnotes at end of table.

Table 6. Producer price indexes and percent changes for commodity and service groupings and individual items, not seasonally adjusted — Continued
 [1982=100 unless otherwise indicated]

| Commodity | Commodity code | Other index base | Index | | | Percent change to June 2012 from: | |
|--|----------------|------------------|------------------------|-----------------------|------------------------|-----------------------------------|----------|
| | | | Feb. 2012 ¹ | May 2012 ¹ | June 2012 ¹ | June 2011 | May 2012 |
| Graders, rollers and compactors, forklifts, scrapers, trenchers, etc. (excluding parts)..... | 112D-0301 | 12/03 | 139.4 | 138.4 | 135.2 | 7.5 | -2.3 |
| Misc. construction machinery and equipment..... | 112J | 12/05 | 118.6 | 122.1 | 122.9 | 4.3 | 0.7 |
| Winches, aerial work platforms, and automotive wrecker hoists... .. | 112J-01 | 12/05 | 113.4 | 120.8 | 121.9 | 6.3 | 0.9 |
| Winches, aerial work platforms, and automotive wrecker hoists..... | 112J-0101 | 12/03 | 142.8 | 152.2 | 153.5 | 6.2 | 0.9 |
| Other construction machinery and equipment and parts..... | 112J-02 | 12/05 | 120.8 | 121.3 | 121.9 | 2.2 | 0.5 |
| Other construction machinery and equipment (excluding parts)..... | 112J-0201 | 12/03 | 138.3 | 137.7 | 139.3 | 2.7 | 1.2 |
| Parts for construction machinery and equipment, sold separately..... | 112J-0202 | 12/99 | 135.7 | 137.3 | 137.2 | 1.9 | -0.1 |
| Metalworking machinery and equipment..... | 113 | | 178.5 | 179.5 | 179.5 | 1.6 | 0.0 |
| Power-driven handtools, including parts and attachments..... | 1132 | | 155.4 | 156.8 | 156.8 | 1.6 | 0.0 |
| Power-driven handtools, including parts and attachments..... | 1132-11 | 12/04 | 105.9 | 106.8 | 106.8 | 1.5 | 0.0 |
| Power-driven handtools, including parts and attachments..... | 1132-1101 | 12/04 | 105.9 | 106.8 | 106.8 | 1.5 | 0.0 |
| Power-driven handtools, pneumatic, hydraulic, and power-actuated..... | 1132-11011 | 06/11 | 101.8 | 103.5 | 103.5 | 3.5 | 0.0 |
| Power-driven handtools, electric (except battery powered), including parts..... | 1132-11014 | 06/11 | 100.1 | 100.1 | 100.1 | 0.1 | 0.0 |
| Welding machines and equipment..... | 1133 | | 263.5 | 267.1 | 267.9 | 2.9 | 0.3 |
| Arc welding machines, components, and accessories (excluding electrodes and stud welding equip)..... | 1133-01 | | 229.1 | 230.7 | 231.5 | 3.3 | 0.3 |
| Arc welding machines, components, and accessories (excluding electrodes and stud welding equip)..... | 1133-0175 | 12/97 | 150.5 | 151.6 | 152.1 | 3.3 | 0.3 |
| Resistance welders, components, accessories, and electrodes... .. | 1133-02 | | 229.8 | 243.5 | 245.4 | 6.4 | 0.8 |
| Resistance welders, components, accessories, and electrodes..... | 1133-0276 | 12/84 | 212.9 | 225.7 | 227.5 | 6.5 | 0.8 |
| Arc welding electrodes, metal..... | 1133-03 | | 396.0 | 404.4 | 404.4 | 3.3 | 0.0 |
| Arc welding electrodes, metal..... | 1133-0378 | 12/84 | 376.9 | 384.9 | 384.9 | 3.3 | 0.0 |
| Gas welding and cutting equipment, parts, attachments, and accessories..... | 1133-04 | | 226.2 | 220.6 | 223.2 | -0.8 | 1.2 |
| Gas welding and cutting equipment, parts, attachments, and accessories..... | 1133-0461 | 06/83 | 222.5 | 217.0 | 219.5 | -0.9 | 1.2 |
| Other welding equipment, components, and accessories (except arc, resistance, and gas)..... | 1133-06 | 12/00 | 112.7 | 113.0 | 112.6 | 0.7 | -0.4 |
| Other welding equipment, components, and accessories (except arc, resistance, and gas)..... | 1133-0629 | 12/00 | 112.7 | 113.0 | 112.6 | 0.7 | -0.4 |
| Industrial process furnaces and ovens..... | 1134 | | 190.5 | 191.8 | 191.6 | 1.7 | -0.1 |
| Industrial process furnaces and ovens, except parts and attachments..... | 1134-07 | 12/04 | 118.0 | 118.3 | 118.2 | 1.4 | -0.1 |
| Industrial process furnaces and ovens, except parts and attachments..... | 1134-0711 | 12/04 | 118.0 | 118.3 | 118.2 | 1.4 | -0.1 |
| Parts and attachments for industrial process furnaces and ovens..... | 1134-09 | 06/11 | 101.0 | 103.1 | 103.1 | 3.1 | 0.0 |
| Parts and attachments for industrial process furnaces and ovens..... | 1134-0901 | 06/11 | 101.0 | 103.1 | 103.1 | 3.1 | 0.0 |
| Cutting tools and accessories..... | 1135 | | 179.6 | 179.5 | 179.7 | 1.2 | 0.1 |
| Small cutting tools..... | 1135-01 | | 172.0 | 171.9 | 172.1 | 1.7 | 0.1 |
| Threading tools, including blanks, tips and inserts..... | 1135-0145 | 12/11 | 100.0 | - | - | - | - |
| Carbon and high-speed steel, shank, solid, tipped carbide twist drills..... | 1135-0146 | 12/11 | 100.4 | 100.5 | 101.5 | - | 1.0 |
| Other cutting tools for machine tools, excluding tips and blanks..... | 1135-0149 | 12/11 | 100.0 | 99.7 | 99.7 | - | 0.0 |
| Precision measuring tools..... | 1135-02 | | 190.7 | 190.7 | 190.7 | 0.1 | 0.0 |
| Precision measuring tools..... | 1135-0243 | 06/83 | 184.5 | 184.5 | 184.5 | 0.1 | 0.0 |
| Other machine tool attachments and accessories..... | 1135-05 | 06/83 | 184.9 | 185.0 | 185.0 | 0.5 | 0.0 |
| Other machine tool attachments and accessories..... | 1135-0501 | 06/83 | 184.9 | 185.0 | 185.0 | 0.5 | 0.0 |
| Abrasive products..... | 1136 | | 184.5 | 185.2 | 185.0 | 2.2 | -0.1 |
| Nonmetallic sized grains, powders, and flour abrasives..... | 1136-01 | | 121.1 | 121.8 | 121.8 | 3.0 | 0.0 |
| Nonmetallic sized grains, powders, and flour abrasives..... | 1136-0105 | 06/87 | 155.9 | 156.8 | 156.8 | 3.0 | 0.0 |
| Nonmetallic abrasive products (including diamond abrasives).... | 1136-03 | | 178.8 | 179.9 | 179.5 | 1.5 | -0.2 |
| Nonmetallic abrasive products (including diamond abrasives).... | 1136-0311 | 06/87 | 163.7 | 164.7 | 164.3 | 1.5 | -0.2 |
| Nonmetallic coated abrasive products and buffing wheels, polishing wheels, and laps..... | 1136-05 | | 229.7 | 230.3 | 230.1 | 2.7 | -0.1 |
| Nonmetallic coated abrasive products and buffing wheels, polishing wheels, and laps..... | 1136-0505 | | 170.0 | 170.5 | 170.3 | 2.7 | -0.1 |
| Metal abrasives including steel and iron grid, shot, and sand, and other metal abrasives..... | 1136-32 | 12/11 | 100.0 | - | 100.0 | - | - |
| Metal abrasives including steel and iron grid, shot, and sand, and other metal abrasives..... | 1136-3206 | 12/11 | 100.0 | - | 100.0 | - | - |
| Metal cutting machine tools..... | 1137 | | 184.4 | 185.0 | 184.7 | 2.9 | -0.2 |
| Metal grinding, polishing, buffing, honing, and lapping machines.. | 1137-13 | | 245.4 | 245.4 | 245.4 | 3.9 | 0.0 |

See footnotes at end of table.

Table 6. Producer price indexes and percent changes for commodity and service groupings and individual items, not seasonally adjusted — Continued
 [1982=100 unless otherwise indicated]

| Commodity | Commodity code | Other index base | Index | | | Percent change to June 2012 from: | |
|--|----------------|------------------|------------------------|-----------------------|------------------------|-----------------------------------|----------|
| | | | Feb. 2012 ¹ | May 2012 ¹ | June 2012 ¹ | June 2011 | May 2012 |
| Metal grinding, polishing, buffing, honing, and lapping machines..... | 1137-1361 | 06/83 | 243.3 | 243.3 | 243.3 | 4.0 | 0.0 |
| Other metal-cutting machine tools..... | 1137-20 | 12/09 | 107.2 | 107.4 | 107.4 | 2.9 | 0.0 |
| Other metal-cutting machine tools..... | 1137-2041 | 12/09 | 107.2 | 107.4 | 107.4 | 2.9 | 0.0 |
| Metal machining centers..... | 1137-21 | 12/09 | 102.3 | 103.2 | 102.6 | 1.7 | -0.6 |
| Metal machining centers..... | 1137-2121 | 12/09 | 102.3 | 103.2 | 102.6 | 1.7 | -0.6 |
| Rebuilt metal-cutting machine tools and parts for metal-cutting machine tools..... | 1137-53 | 12/02 | 118.5 | 118.5 | 118.5 | 2.8 | 0.0 |
| Rebuilt metal-cutting machine tools and parts for metal-cutting machine tools..... | 1137-5311 | 12/02 | 118.5 | 118.5 | 118.5 | 2.8 | 0.0 |
| Metal forming machine tools..... | 1138 | | 206.4 | 208.5 | 209.3 | 3.3 | 0.4 |
| Metal-forming machine tools (except rebuilt and parts)..... | 1138-26 | 12/09 | 104.0 | 104.7 | 105.3 | 3.5 | 0.6 |
| Metal punching and shearing (power & manual), and bending and forming machines (power only)..... | 1138-2611 | | 178.2 | 177.8 | 179.5 | 2.2 | 1.0 |
| Metalworking presses (except forging and die-stamping presses)..... | 1138-2631 | | 231.2 | 232.7 | 233.2 | 2.4 | 0.2 |
| Other metal-forming machine tools (except presses)..... | 1138-2651 | | 230.9 | 235.7 | 235.7 | 6.4 | 0.0 |
| Rebuilt metal-forming machine tools and parts for metal-forming machine tools..... | 1138-52 | 12/02 | 116.2 | 119.6 | 119.0 | 2.9 | -0.5 |
| Rebuilt metal-forming machine tools and parts for metal-forming machine tools..... | 1138-5205 | 12/02 | 116.2 | 119.6 | 119.0 | 2.9 | -0.5 |
| Tools, dies, jigs, fixtures & ind. molds..... | 1139 | | 147.1 | 148.0 | 147.9 | 0.7 | -0.1 |
| Special tools, dies, jigs, and fixtures..... | 1139-01 | | 161.1 | 162.2 | 162.2 | 0.6 | 0.0 |
| Special tools, dies, jigs, and fixtures..... | 1139-0135 | 12/03 | 105.7 | 106.4 | 106.4 | 0.6 | 0.0 |
| Jigs and fixtures, including parts..... | 1139-01351 | 06/10 | 100.4 | 100.2 | 100.2 | -1.0 | 0.0 |
| Metalworking dies and die sets..... | 1139-01353 | 06/10 | 103.2 | 103.6 | 103.6 | 1.2 | 0.0 |
| Standard punches, industrial prototypes, die parts & other special tooling for dies..... | 1139-01357 | 06/10 | 102.4 | 104.0 | 103.9 | 0.0 | -0.1 |
| Industrial molds and mold boxes..... | 1139-03 | | 128.0 | 128.7 | 128.5 | 0.9 | -0.2 |
| Industrial injection-type molds made of metal for plastics..... | 1139-0312 | 12/09 | 104.6 | 105.5 | 105.5 | 1.3 | 0.0 |
| Other industrial molds and mold boxes..... | 1139-0331 | 12/09 | 100.1 | 100.4 | 99.9 | 0.2 | -0.5 |
| Metalworking machinery n. e. c..... | 113A | 06/83 | 196.0 | 196.0 | 196.1 | 0.9 | 0.1 |
| Metalworking assembly machines..... | 113A-01 | 06/83 | 176.8 | 176.8 | 176.8 | 0.7 | 0.0 |
| Metalworking assembly machines..... | 113A-0101 | 06/83 | 176.8 | 176.8 | 176.8 | 0.7 | 0.0 |
| Other metalworking machinery..... | 113A-02 | 06/83 | 222.5 | 222.6 | 222.8 | 1.2 | 0.1 |
| Other metalworking machinery..... | 113A-0201 | 06/83 | 222.5 | 222.6 | 222.8 | 1.2 | 0.1 |
| Rolling mill machinery..... | 113B | 12/87 | 232.7 | 232.7 | 232.7 | 3.7 | 0.0 |
| Rolling mill machinery..... | 113B-01 | 12/87 | 232.7 | 232.7 | 232.7 | 3.7 | 0.0 |
| Rolling mill machinery..... | 113B-0101 | 12/87 | 232.7 | 232.7 | 232.7 | 3.7 | 0.0 |
| General purpose machinery and equipment..... | 114 | | 212.8 | 213.7 | 214.2 | 3.1 | 0.2 |
| Pumps, compressors, and equipment..... | 1141 | | 229.0 | 230.3 | 230.4 | 3.2 | 0.0 |
| Industrial pumps, except hydraulic fluid power pumps..... | 1141-02 | | 232.7 | 234.2 | 233.9 | 2.5 | -0.1 |
| Industrial pumps, except hydraulic fluid power pumps..... | 1141-0212 | 12/97 | 148.5 | 149.4 | 149.2 | 2.5 | -0.1 |
| Parts and attachments for air and gas compressors & vacuum pumps..... | 1141-07 | 06/84 | 228.1 | 228.9 | 229.0 | 2.5 | 0.0 |
| Parts and attachments for air and gas compressors & vacuum pumps..... | 1141-0701 | 06/84 | 228.1 | 228.9 | 229.0 | 2.5 | 0.0 |
| Industrial spraying equipment..... | 1141-08 | 06/84 | 178.4 | 178.4 | 178.4 | 2.6 | 0.0 |
| Industrial spraying equipment..... | 1141-0801 | 06/84 | 178.4 | 178.4 | 178.4 | 2.6 | 0.0 |
| Measuring and dispensing pumps..... | 1141-09 | 06/84 | 196.1 | 197.1 | 197.6 | 3.7 | 0.3 |
| Measuring and dispensing pumps..... | 1141-0906 | 12/03 | 133.9 | 134.6 | 134.9 | - | 0.2 |
| Other pumps, including parts..... | 1141-12 | 12/83 | 263.3 | 266.2 | 266.3 | 3.6 | 0.0 |
| Parts and attachments for pumps..... | 1141-1211 | 12/83 | 291.8 | 293.9 | 294.4 | 3.3 | 0.2 |
| All other pumps, including domestic sump, oil well, and oil field pumps..... | 1141-1215 | 12/97 | 148.2 | 150.1 | 150.1 | 3.7 | 0.0 |
| Domestic sump pumps..... | 1141-12151 | 12/09 | 104.8 | 105.2 | 105.2 | 2.6 | 0.0 |
| Other pumps, except automotive circulating pumps, and measuring & dispensing pumps..... | 1141-12155 | 12/09 | 110.5 | 110.7 | 110.7 | 4.4 | 0.0 |
| Domestic water systems..... | 1141-13 | 12/03 | 141.6 | 141.6 | 141.7 | 3.5 | 0.1 |
| Domestic water systems..... | 1141-1311 | 12/03 | 141.6 | 141.6 | 141.7 | 3.5 | 0.1 |
| Air & gas compressors and vacuum pumps..... | 1141-15 | 06/05 | 133.6 | 134.1 | 134.3 | 3.3 | 0.1 |
| Air & gas compressors and vacuum pumps..... | 1141-1501 | 06/05 | 133.6 | 134.1 | 134.3 | 3.3 | 0.1 |
| Elevators, escalators, and other lifts..... | 1142 | | 137.0 | 137.9 | 137.9 | 1.3 | 0.0 |
| Elevators and moving stairways..... | 1142-01 | | 130.0 | 130.9 | 130.9 | 1.6 | 0.0 |
| Elevators and moving stairways..... | 1142-0112 | 12/03 | 113.6 | 114.4 | 114.4 | - | 0.0 |
| Parts and attachments for elevators and moving stairs..... | 1142-02 | | 173.8 | 173.8 | 173.8 | 0.3 | 0.0 |
| Parts and attachments for elevators and moving stairs..... | 1142-0221 | | 173.8 | 173.8 | 173.8 | 0.3 | 0.0 |
| Fluid power equipment..... | 1143 | | 233.3 | 236.3 | 236.6 | 3.9 | 0.1 |
| Fluid power pumps and parts..... | 1143-01 | | 220.7 | 221.2 | 221.6 | 3.6 | 0.2 |

See footnotes at end of table.

Table 6. Producer price indexes and percent changes for commodity and service groupings and individual items, not seasonally adjusted — Continued
 [1982=100 unless otherwise indicated]

| Commodity | Commodity code | Other index base | Index | | | Percent change to June 2012 from: | |
|---|----------------|------------------|------------------------|-----------------------|------------------------|-----------------------------------|----------|
| | | | Feb. 2012 ¹ | May 2012 ¹ | June 2012 ¹ | June 2011 | May 2012 |
| Non-aerospace type reciprocating fluid power pumps..... | 1143-0112 | 12/11 | 101.3 | 101.7 | 101.7 | — | 0.0 |
| Non-aerospace type fluid power motors..... | 1143-0115 | 12/11 | 102.3 | 102.3 | 103.1 | — | 0.8 |
| Parts for fluid power pumps, motors, and hydrostatic transmissions..... | 1143-0119 | 12/11 | 102.0 | 102.3 | 102.0 | — | -0.3 |
| Fluid power valves..... | 1143-02 | | 247.0 | 254.8 | 254.8 | 3.9 | 0.0 |
| Fluid power valves..... | 1143-0201 | 12/82 | 241.0 | 248.6 | 248.6 | 3.9 | 0.0 |
| Non-aerospace type hydraulic directional control valves..... | 1143-02013 | 12/07 | 121.9 | 121.9 | 121.9 | 2.8 | 0.0 |
| Non-aerospace type hydraulic valves, except directional control..... | 1143-02014 | 12/07 | 115.0 | 116.4 | 115.6 | 3.2 | -0.7 |
| Non-aerospace type pneumatic directional control valves..... | 1143-02015 | 12/07 | 117.3 | 118.4 | 119.4 | 2.6 | 0.8 |
| Non-aerospace type pneumatic valves, except directional control..... | 1143-02016 | 12/07 | 111.7 | 112.4 | 113.5 | 4.1 | 1.0 |
| Aerospace type fluid power valves..... | 1143-0201A | 06/09 | 107.8 | 114.7 | 114.8 | 5.5 | 0.1 |
| Fluid power cylinders, actuators, accumulators, cushions, & parts..... | 1143-03 | | 211.3 | 212.5 | 212.3 | 2.3 | -0.1 |
| Non-aerospace hydraulic & all aerospace-type fluid power cylinders..... | 1143-0312 | 06/98 | 146.5 | 147.2 | 147.1 | 2.4 | -0.1 |
| Non-aerospace pneumatic fluid power cylinders..... | 1143-0313 | 06/98 | 147.8 | 149.9 | 149.9 | 3.0 | 0.0 |
| Parts for hydraulic & pneumatic cylinders and actuators..... | 1143-0315 | 06/98 | 159.3 | 159.4 | 159.4 | 1.9 | 0.0 |
| Fluid power hose and tube fittings..... | 1143-04 | | 261.6 | 265.5 | 266.8 | 6.6 | 0.5 |
| Fluid power hose and tube fittings..... | 1143-0406 | | 261.6 | 265.5 | 266.8 | 6.6 | 0.5 |
| Parts for fluid power valves..... | 1143-05 | 06/91 | 166.5 | 166.4 | 167.9 | 2.4 | 0.9 |
| Parts for fluid power valves..... | 1143-0501 | 06/91 | 166.5 | 166.4 | 167.9 | 2.4 | 0.9 |
| Industrial material handling equipment..... | 1144 | | 192.7 | 193.7 | 194.7 | 3.7 | 0.5 |
| Conveying equipment..... | 1144-02 | | 189.7 | 191.0 | 191.3 | 3.2 | 0.2 |
| Unit handling conveyors and conveying systems..... | 1144-0212 | 06/84 | 164.4 | 166.3 | 166.6 | 1.9 | 0.2 |
| Unit handling gravity and trolley conveyors and conveying systems..... | 1144-02122 | 06/09 | 104.4 | 105.5 | 105.7 | 1.5 | 0.2 |
| All other unit handling conveyors, including tow, belt, roller, pneumatic, portable, etc..... | 1144-02124 | 06/09 | 100.9 | 102.1 | 102.2 | 2.0 | 0.1 |
| Parts and accessories for unit handling conveyors & conveying systems, sold separately..... | 1144-0214 | 06/84 | 228.5 | 229.7 | 229.7 | 5.7 | 0.0 |
| Bulk material handling conveyors & conveying systems..... | 1144-0216 | 06/84 | 180.6 | 181.1 | 181.3 | 0.3 | 0.1 |
| Parts and accessories for bulk material handling conveyors and conveying systems..... | 1144-0218 | 06/84 | 298.5 | 298.5 | 299.9 | 11.9 | 0.5 |
| Industrial trucks, trailers, and stackers..... | 1144-03 | | 186.7 | 187.3 | 188.8 | 3.9 | 0.8 |
| Industrial trucks, tractors, mobile straddle carriers & cranes, & automatic stacking machines..... | 1144-035 | 12/11 | 102.9 | 103.0 | 104.0 | — | 1.0 |
| Work trucks with lifting & handling equipment, non-riding electric or any non-electric..... | 1144-0356 | 06/02 | 129.4 | 131.0 | 131.1 | 3.8 | 0.1 |
| Work trucks not fitted with lifting & handling equipment, electric or non-electric..... | 1144-0357 | 06/02 | 138.0 | — | 138.0 | 4.4 | — |
| Bulk powered material moving equipment, dock boards, and metal pallets and skids..... | 1144-0358 | 06/02 | 137.5 | 137.5 | 137.5 | 2.0 | 0.0 |
| Parts and attachments for industrial trucks and tractors..... | 1144-0378 | 12/86 | 245.3 | 247.5 | 247.9 | 1.6 | 0.2 |
| Hoists, overhead cranes, and monorail systems..... | 1144-04 | | 219.3 | 221.8 | 221.8 | 3.4 | 0.0 |
| Hoists..... | 1144-0481 | 12/84 | 221.5 | 225.7 | — | — | — |
| Overhead traveling cranes and monorail systems..... | 1144-0485 | 12/84 | 197.1 | 197.7 | 197.7 | 1.7 | 0.0 |
| Mechanical power transmission equipment..... | 1145 | | 246.2 | 247.2 | 248.3 | 3.3 | 0.4 |
| Speed changers, drives, gears..... | 1145-01 | | 247.0 | 248.4 | 250.0 | 3.7 | 0.6 |
| Loose gear, pinions and racks..... | 1145-0108 | 12/83 | 181.4 | 181.3 | 182.7 | 2.5 | 0.8 |
| Speed changers and industrial high speed drives & parts..... | 1145-0117 | 12/03 | 143.9 | 145.2 | 146.1 | 4.4 | 0.6 |
| Other power transmission equipment..... | 1145-02 | 12/84 | 231.1 | 231.9 | 232.4 | 2.9 | 0.2 |
| Plain bearings and bushings..... | 1145-0201 | 12/84 | 155.2 | 155.2 | 155.2 | -0.1 | 0.0 |
| Mechanical power transmission equipment, excl. speed changers, drives, & gears..... | 1145-0212 | 12/03 | 151.2 | 151.9 | 152.3 | 3.6 | 0.3 |
| Scales and balances..... | 1146 | | 144.0 | 144.2 | 144.4 | 3.3 | 0.1 |
| Vehicle and industrial scales..... | 1146-11 | 12/91 | 134.4 | 134.4 | 134.6 | 2.4 | 0.1 |
| Vehicle and industrial scales..... | 1146-1101 | 06/03 | 116.9 | 116.9 | 117.1 | 2.4 | 0.2 |
| Motor truck and railroad track scales..... | 1146-11011 | 12/10 | 102.4 | 102.4 | 102.4 | 2.1 | 0.0 |
| Industrial scales (including automatic checkweigher and bulkweigher scales)..... | 1146-11012 | 12/10 | 105.1 | 105.1 | 105.6 | 4.7 | 0.5 |
| Miscellaneous non-vehicle scales (crane, susp., tank, hopper, measuring dev, lab, bulk convyr)..... | 1146-11013 | 12/10 | 102.1 | 102.1 | 102.1 | 0.0 | 0.0 |
| Retail, commercial, household, and mailing scales..... | 1146-12 | 12/91 | 132.1 | 132.1 | 132.1 | 4.6 | 0.0 |
| Retail, commercial, household, and mailing scales..... | 1146-1201 | 06/03 | 121.3 | 121.3 | 121.3 | 4.6 | 0.0 |
| Parts, attachments, and accessories for scales..... | 1146-13 | 12/91 | 134.7 | 135.3 | 135.3 | 3.7 | 0.0 |
| Parts, attachments, and accessories for scales..... | 1146-1301 | 06/03 | 131.6 | 132.2 | 132.2 | 3.7 | 0.0 |
| Air purification equipment and industrial and commercial fans and blowers..... | 1147 | | 203.3 | 203.7 | 203.7 | 0.8 | 0.0 |
| Air purification equipment and industrial and commercial fans and blowers..... | 1147-01 | | 203.3 | 203.7 | 203.7 | 0.8 | 0.0 |

See footnotes at end of table.

Table 6. Producer price indexes and percent changes for commodity and service groupings and individual items, not seasonally adjusted — Continued
 [1982=100 unless otherwise indicated]

| Commodity | Commodity code | Other index base | Index | | | Percent change to June 2012 from: | |
|---|----------------|------------------|------------------------|-----------------------|------------------------|-----------------------------------|----------|
| | | | Feb. 2012 ¹ | May 2012 ¹ | June 2012 ¹ | June 2011 | May 2012 |
| Dust collection and other air purification equipment for cleaning incoming air..... | 1147-0143 | 12/83 | 166.4 | 166.7 | 166.6 | 1.8 | -0.1 |
| Dust collection and other air purification equipment for industrial gas cleaning systems..... | 1147-0144 | 12/83 | 181.2 | 181.2 | 181.6 | 0.8 | 0.2 |
| Industrial and commercial fans and blowers..... | 1147-0145 | 12/03 | 144.1 | 144.5 | 144.4 | 0.1 | -0.1 |
| Centrifugal blower filter units, and classes I-IV centrifugal fans, except parts..... | 1147-01452 | 06/09 | 109.0 | 110.0 | 110.1 | -1.6 | 0.1 |
| Other centrifugal fans and blowers, except parts..... | 1147-01453 | 06/09 | 115.0 | 115.0 | 115.0 | 1.2 | 0.0 |
| Axial fans and industrial propeller fans, except parts..... | 1147-01457 | 06/09 | 106.6 | 107.4 | 106.9 | 1.9 | -0.5 |
| Power roof ventilators, except parts..... | 1147-01458 | 06/09 | 106.7 | 106.7 | 106.7 | 0.1 | 0.0 |
| Parts and accessories for fans and blowers..... | 1147-01459 | 06/09 | 104.2 | 104.9 | 104.8 | 1.2 | -0.1 |
| Air conditioning and refrigeration equip..... | 1148 | | 172.5 | 171.3 | 170.3 | 1.6 | -0.6 |
| Unitary air-conditioners, except air source heat pumps..... | 1148-02 | | 165.4 | 163.0 | 159.2 | 2.2 | -2.3 |
| Unitary air-conditioners, except air source heat pumps..... | 1148-0222 | 06/97 | 134.9 | 132.9 | 129.8 | 2.2 | -2.3 |
| Commercial refrigeration equipment..... | 1148-03 | | 214.5 | 214.2 | 214.2 | 3.8 | 0.0 |
| Commercial refrigeration equipment..... | 1148-0331 | 06/97 | 139.0 | 138.8 | 138.9 | 3.8 | 0.1 |
| Refrigeration condensing units..... | 1148-05 | | 191.7 | 192.0 | 192.0 | 5.1 | 0.0 |
| Refrigeration condensing units..... | 1148-0511 | 12/82 | 189.4 | 189.7 | 189.7 | 5.2 | 0.0 |
| All other miscellaneous refrigeration and air-conditioning equipment..... | 1148-06 | | 206.2 | 207.9 | 205.2 | 2.1 | -1.3 |
| All other miscellaneous refrigeration and air-conditioning equipment..... | 1148-0631 | 06/97 | 142.8 | 143.9 | 142.1 | 2.2 | -1.3 |
| Heat transfer equipment, including heat pumps..... | 1148-07 | 12/11 | 102.0 | 100.7 | 101.2 | - | 0.5 |
| Heat transfer equipment, except dehumidifiers..... | 1148-0732 | 12/03 | 139.4 | 135.7 | 136.7 | 0.5 | 0.7 |
| Heat pumps..... | 1148-0734 | 12/09 | 105.5 | 106.9 | 106.9 | 3.0 | 0.0 |
| Refrigerant compressors, except automotive..... | 1148-08 | 12/03 | 131.3 | 131.9 | 131.9 | 2.2 | 0.0 |
| Refrigerant compressors, except automotive..... | 1148-0812 | 12/03 | 131.3 | 131.9 | 131.9 | 2.2 | 0.0 |
| Parts and accessories for air conditioning and heat transfer equipment..... | 1148-09 | 12/89 | 154.2 | 154.6 | 154.6 | 1.6 | 0.0 |
| Parts and accessories for air conditioning and heat transfer equipment..... | 1148-0901 | 12/89 | 154.2 | 154.6 | 154.6 | 1.6 | 0.0 |
| Miscellaneous general purpose equipment..... | 1149 | | 246.2 | 248.1 | 250.2 | 3.9 | 0.8 |
| Metal valves, except fluid power..... | 1149-02 | 12/82 | 272.3 | 275.8 | 277.1 | 5.4 | 0.5 |
| Gates, globes, angles, and checks..... | 1149-0201 | 12/82 | 311.4 | 316.0 | 316.6 | 3.8 | 0.2 |
| Gates, globes, angles, straightway (Y-type) checks, stop & check, 3- & 4-way, etc..... | 1149-02011 | 06/09 | 106.1 | 108.5 | 108.9 | - | 0.4 |
| Industrial valves for water works and municipal equipment..... | 1149-02012 | 06/09 | 108.8 | 109.5 | 109.5 | - | 0.0 |
| Industrial ball valves, incl. manual and power operated..... | 1149-0202 | 12/82 | 311.1 | 320.9 | 319.7 | 11.0 | -0.4 |
| Industrial butterfly valves, incl. manual and power operated..... | 1149-0203 | 12/82 | 191.9 | 196.7 | 196.3 | 2.6 | -0.2 |
| Industrial plug valves..... | 1149-0204 | 12/82 | 210.7 | 210.7 | 210.7 | 3.5 | 0.0 |
| Plumbing and heating valves (low pressure)..... | 1149-0205 | 12/82 | 267.6 | 267.2 | 282.3 | 6.1 | 5.7 |
| Solenoid valves..... | 1149-0208 | 12/82 | 274.3 | 277.6 | 279.9 | 3.2 | 0.8 |
| Other industrial valves, including nuclear..... | 1149-0209 | 12/82 | 254.5 | 256.7 | 256.9 | 8.4 | 0.1 |
| Automatic regulating and control valves..... | 1149-0211 | 12/98 | 156.0 | 156.1 | 156.2 | 3.0 | 0.1 |
| Metal pipe fittings, flanges, and unions..... | 1149-03 | 12/82 | 295.9 | 298.8 | 301.3 | 2.9 | 0.8 |
| Metal pipe fittings, flanges, and unions..... | 1149-0301 | 12/82 | 295.9 | 298.8 | 301.3 | 2.9 | 0.8 |
| Ball and roller bearings..... | 1149-05 | | 239.7 | 240.3 | 245.8 | 3.6 | 2.3 |
| Ball bearings, complete, unmounted..... | 1149-0531 | 12/03 | 136.9 | 138.0 | 138.4 | 2.0 | 0.3 |
| Mounted bearings, except plain..... | 1149-0534 | 06/83 | 288.4 | 288.4 | 296.2 | 2.7 | 2.7 |
| Parts and components for ball and roller bearings, incl. balls and rollers..... | 1149-0535 | 06/83 | 190.4 | 190.5 | 191.0 | 2.6 | 0.3 |
| Tapered roller bearings (including cups & cones), unmounted..... | 1149-0537 | 06/83 | 228.8 | 228.6 | 238.6 | 4.6 | 4.4 |
| Other roller bearings, unmounted..... | 1149-0538 | 06/83 | 277.6 | 277.6 | 285.5 | 5.2 | 2.8 |
| Industrial patterns..... | 1149-07 | 12/84 | 166.1 | 164.7 | 164.9 | 0.2 | 0.1 |
| Industrial patterns..... | 1149-0701 | 12/84 | 166.1 | 164.7 | 164.9 | 0.2 | 0.1 |
| Filters and strainers..... | 1149-08 | 12/84 | 223.4 | 224.0 | 223.6 | 2.0 | -0.2 |
| Filters and strainers, except fluid power..... | 1149-0805 | 12/03 | 136.0 | 136.5 | 136.2 | 1.8 | -0.2 |
| Industrial filters and strainers and reusable media, except fluid power..... | 1149-08051 | 12/11 | 100.3 | 100.7 | 100.4 | - | -0.3 |
| Nonreusable media for filters and strainers, except fluid power..... | 1149-08052 | 12/11 | 100.0 | 100.0 | 100.0 | - | 0.0 |
| Parts and accessories for filters and strainers, except fluid power..... | 1149-08053 | 12/11 | 102.4 | 102.7 | 102.7 | - | 0.0 |
| Filters for hydraulic fluid power systems, nonaerospace, and all aerospace filters..... | 1149-0808 | 12/03 | 136.3 | 136.0 | - | - | - |
| Other miscellaneous general purpose equipment..... | 1149-11 | 12/84 | 192.4 | 194.3 | 195.3 | 3.3 | 0.5 |
| General industrial machinery equipment, n.e.c..... | 1149-1102 | 06/07 | 113.1 | 114.4 | 115.0 | 3.9 | 0.5 |
| Miscellaneous machinery products, except electrical, n.e.c..... | 1149-1103 | 06/07 | 115.9 | 116.4 | 117.0 | 1.1 | 0.5 |
| Electronic computers and computer equipment..... | 115 | 12/98 | 33.7 | 33.2 | 33.0 | -2.7 | -0.6 |
| Electronic computers..... | 1151 | 12/04 | 25.8 | 25.3 | 25.0 | -6.0 | -1.2 |
| Electronic computers..... | 1151-01 | 12/04 | 25.8 | 25.3 | 25.0 | -6.0 | -1.2 |

See footnotes at end of table.

Table 6. Producer price indexes and percent changes for commodity and service groupings and individual items, not seasonally adjusted — Continued
 [1982=100 unless otherwise indicated]

| Commodity | Commodity code | Other index base | Index | | | Percent change to June 2012 from: | |
|---|----------------|------------------|------------------------|-----------------------|------------------------|-----------------------------------|----------|
| | | | Feb. 2012 ¹ | May 2012 ¹ | June 2012 ¹ | June 2011 | May 2012 |
| Personal computers and workstations (excluding portable computers)..... | 1151-0114 | 06/07 | 38.1 | 37.5 | 37.5 | -6.5 | 0.0 |
| Portable computers, laptops, PDAs and other single user computers..... | 1151-0115 | 06/07 | 37.4 | 35.6 | 33.9 | -12.2 | -4.8 |
| Host computers, multiusers (mainframes, UNIX and PC servers)..... | 1151-0116 | 12/04 | 33.2 | 33.0 | 33.0 | -2.4 | 0.0 |
| Other computers (array, analog, hybrid, special purpose computers)..... | 1151-0121 | 12/04 | 96.4 | — | 96.4 | 0.0 | — |
| Computer storage devices..... | 1152 | 12/04 | 53.8 | 53.7 | 53.7 | 3.5 | 0.0 |
| Computer storage devices, except parts..... | 1152-01 | 12/04 | 53.9 | 53.7 | 53.7 | 16.2 | 0.0 |
| Computer storage devices, except parts..... | 1152-0101 | 12/04 | 53.9 | 53.7 | 53.7 | 16.2 | 0.0 |
| Parts and components for computer storage devices..... | 1152-02 | 12/04 | 54.9 | — | — | — | — |
| Parts and components for computer storage devices..... | 1152-0201 | 12/04 | 54.9 | — | — | — | — |
| Computer terminals and parts..... | 1153 | 12/98 | 84.6 | 84.6 | 84.6 | 0.7 | 0.0 |
| Computer terminals..... | 1153-01 | 12/98 | 82.2 | 82.2 | 82.2 | 1.0 | 0.0 |
| Computer terminals..... | 1153-0101 | 12/98 | 82.2 | 82.2 | 82.2 | 1.0 | 0.0 |
| Computer peripheral equipment and parts..... | 1154 | 12/98 | 88.7 | 88.1 | 88.1 | -0.6 | 0.0 |
| Parts, attachments & accessories for POS terminals and computer peripherals..... | 1154-05 | 12/98 | 92.0 | 90.9 | — | — | — |
| Parts, attachments & accessories for POS terminals and computer peripherals..... | 1154-0501 | 12/98 | 92.0 | 90.9 | — | — | — |
| POS terminals, funds-transfer devices & all other computer peripheral equip..... | 1154-06 | 06/99 | 93.3 | 93.0 | 93.0 | -0.5 | 0.0 |
| POS terminals, funds-transfer devices & all other computer peripheral equip..... | 1154-0602 | 06/07 | 97.5 | 97.2 | 97.2 | -0.6 | 0.0 |
| Special industry machinery and equipment..... | 116 | | 193.4 | 193.8 | 193.9 | 1.2 | 0.1 |
| Food products machinery..... | 1161 | | 245.1 | 248.4 | 248.4 | 3.1 | 0.0 |
| Dairy and milk products plant machinery and equipment..... | 1161-01 | | 230.4 | 229.5 | 230.3 | 1.2 | 0.3 |
| Dairy and milk products plant machinery and equipment..... | 1161-0111 | 12/83 | 225.4 | 224.5 | 225.3 | 1.2 | 0.4 |
| Commercial food products machinery (except packaging and cooking equipment)..... | 1161-04 | | 219.0 | 224.3 | 224.9 | 3.5 | 0.3 |
| Commercial food products machinery (except packaging and cooking equipment)..... | 1161-0409 | 12/83 | 216.0 | 221.2 | 221.9 | 3.5 | 0.3 |
| Industrial food products machinery for processing foods, beverages, & animal & fowl feed..... | 1161-05 | 12/83 | 252.7 | 254.4 | 253.2 | 3.1 | -0.5 |
| Industrial food products machinery for processing foods, beverages, & animal & fowl feed..... | 1161-0501 | 12/83 | 252.7 | 254.4 | 253.2 | 3.1 | -0.5 |
| Textile machinery and equipment..... | 1162 | | 168.2 | 168.4 | 168.3 | 0.7 | -0.1 |
| Textile machinery (except parts, attachments, and accessories)..... | 1162-12 | 06/86 | 141.6 | — | 141.6 | 0.0 | — |
| Textile machinery (except parts, attachments, and accessories)..... | 1162-1201 | 06/86 | 141.6 | — | 141.6 | 0.0 | — |
| Textile machinery parts and attachments..... | 1162-77 | | 189.7 | 190.4 | 190.1 | 2.0 | -0.2 |
| Textile machinery parts and attachments..... | 1162-7701 | 06/86 | 170.2 | 170.9 | 170.6 | 2.0 | -0.2 |
| Sawmill and woodworking machinery..... | 1163 | | 174.6 | 175.7 | 175.6 | 1.9 | -0.1 |
| Sawmill and woodworking machinery..... | 1163-06 | 12/04 | 117.4 | 118.1 | 118.1 | 1.9 | 0.0 |
| Sawmill and woodworking machinery..... | 1163-0601 | 12/04 | 117.4 | 118.1 | 118.1 | 1.9 | 0.0 |
| Woodworking machinery, incl. sawmill equip, sawing machines, incl. parts & accessories..... | 1163-06011 | 12/11 | 100.5 | 101.1 | 101.1 | — | 0.0 |
| Woodworking machinery for home workshops, garages, & service shops, exc. power handtools..... | 1163-06012 | 12/11 | 100.0 | — | — | — | — |
| Paper industries machinery..... | 1164 | 06/82 | 203.0 | 204.6 | 204.6 | 2.1 | 0.0 |
| Paper industries machinery..... | 1164-01 | 06/82 | 203.0 | 204.6 | 204.6 | 2.1 | 0.0 |
| Paper industries machinery, excluding parts & attachments sold separately..... | 1164-0114 | 12/03 | 117.0 | 117.8 | 117.8 | 2.2 | 0.0 |
| Parts & attachments for paper industries machinery..... | 1164-0115 | 12/03 | 123.4 | 124.7 | 124.7 | 1.9 | 0.0 |
| Printing trades machinery and equipment..... | 1165 | | 157.6 | 159.1 | 159.0 | 1.7 | -0.1 |
| Printing presses..... | 1165-08 | 06/09 | 96.2 | 98.4 | 98.4 | 2.8 | 0.0 |
| Printing presses, offset lithographic..... | 1165-0811 | 06/09 | 92.2 | 92.2 | 92.2 | 1.3 | 0.0 |
| Printing presses, other than lithographic..... | 1165-0821 | 12/82 | 226.0 | 235.1 | 235.1 | 4.0 | 0.0 |
| Other printing machinery and equipment..... | 1165-09 | 12/82 | 151.0 | 151.5 | 151.4 | 1.2 | -0.1 |
| All other printing machinery and equipment inc. pre-press preparation and plates..... | 1165-0912 | 06/09 | 100.9 | 101.0 | 101.0 | -0.4 | 0.0 |
| Parts, attachments, and accessories for printing trades machinery..... | 1165-0913 | 06/09 | 102.5 | 103.0 | 102.9 | 3.8 | -0.1 |
| Other special industry machinery..... | 1166 | | 177.5 | 177.0 | 176.8 | -0.2 | -0.1 |
| Rubberworking machinery and equipment, excluding molds..... | 1166-01 | | 239.9 | 237.9 | 237.9 | -2.6 | 0.0 |
| Rubberworking machinery and equipment, excluding molds..... | 1166-0109 | 06/87 | 213.6 | 211.9 | 211.9 | -2.6 | 0.0 |
| Plasticworking machinery..... | 1166-03 | | 204.4 | 206.6 | 207.0 | 0.8 | 0.2 |
| Plasticworking machinery (excluding parts)..... | 1166-0391 | 12/08 | 102.2 | 103.4 | 103.7 | 0.9 | 0.3 |
| Parts for plasticworking machinery..... | 1166-0395 | 12/08 | 102.2 | 102.2 | 102.2 | -0.1 | 0.0 |

See footnotes at end of table.

Table 6. Producer price indexes and percent changes for commodity and service groupings and individual items, not seasonally adjusted — Continued
 [1982=100 unless otherwise indicated]

| Commodity | Commodity code | Other index base | Index | | | Percent change to June 2012 from: | |
|--|----------------|------------------|------------------------|-----------------------|------------------------|-----------------------------------|----------|
| | | | Feb. 2012 ¹ | May 2012 ¹ | June 2012 ¹ | June 2011 | May 2012 |
| Chemical manufacturing machinery..... | 1166-04 | | 219.3 | 218.8 | 218.7 | 2.6 | 0.0 |
| Chemical manufacturing machinery..... | 1166-0415 | 06/01 | 136.7 | 136.4 | 136.3 | 2.6 | -0.1 |
| Miscellaneous special industry machinery..... | 1166-06 | | 167.4 | 166.6 | 166.2 | -0.6 | -0.2 |
| Foundry machinery and parts..... | 1166-0632 | 06/83 | 236.0 | 236.7 | — | — | — |
| Semiconductor manufacturing equipment..... | 1166-0638 | 06/87 | 114.5 | — | — | — | — |
| Printed circuit board manufacturing machinery..... | 1166-0641 | 06/01 | 111.3 | — | 111.3 | 0.6 | — |
| All other miscellaneous special industry machinery and equipment..... | 1166-0647 | 06/01 | 122.3 | 123.3 | 123.4 | 2.2 | 0.1 |
| Packing, packaging, and bottling machinery and parts..... | 1167 | | 244.4 | 247.0 | 247.2 | 4.0 | 0.1 |
| Packing, packaging, and bottling machinery and parts..... | 1167-05 | 06/06 | 119.4 | 120.7 | 120.8 | 4.0 | 0.1 |
| Packing, packaging and bottling machinery..... | 1167-0501 | 06/06 | 118.2 | 118.8 | 119.0 | 3.7 | 0.2 |
| Parts for packing, packaging and bottling machinery..... | 1167-0502 | 12/83 | 221.3 | 227.8 | 227.6 | 4.7 | -0.1 |
| Service industry machinery and parts..... | 1168 | | 219.9 | 220.5 | 221.6 | 1.8 | 0.5 |
| Service industry machinery and parts..... | 1168-01 | 06/82 | 219.9 | 220.5 | 221.6 | 1.8 | 0.5 |
| Commercial and industrial vacuum cleaners..... | 1168-0111 | 06/82 | 217.2 | 213.0 | 213.0 | 0.0 | 0.0 |
| Commercial cooking and food warming equipment..... | 1168-0118 | 12/03 | 136.3 | 137.3 | 137.4 | 1.7 | 0.1 |
| Other service industry machinery, incl. electronic teaching mach. & auto. maintenance equipment..... | 1168-0123 | 06/07 | 108.5 | 108.8 | 109.5 | 2.0 | 0.6 |
| Commercial laundry and drycleaning machinery products..... | 1169 | | 233.5 | 236.5 | 236.3 | 2.1 | -0.1 |
| Commercial laundry and drycleaning machinery products..... | 1169-09 | 06/03 | 132.1 | 133.8 | 133.7 | 2.1 | -0.1 |
| Commercial laundry and drycleaning machinery products..... | 1169-0901 | 06/03 | 132.1 | 133.8 | 133.7 | 2.1 | -0.1 |
| Electrical machinery and equipment..... | 117 | | 113.5 | 113.6 | 113.5 | 0.2 | -0.1 |
| Wiring devices..... | 1171 | | 223.6 | 224.8 | 224.8 | 3.2 | 0.0 |
| Current-carrying wiring devices..... | 1171-01 | | 174.0 | 174.0 | 174.0 | 4.8 | 0.0 |
| Electric switches..... | 1171-0143 | 12/99 | 144.5 | 143.9 | 145.4 | 11.8 | 1.0 |
| Wire connectors for electrical circuitry..... | 1171-0144 | 12/99 | 135.1 | 136.7 | 134.6 | 0.5 | -1.5 |
| Current-carrying wiring devices n.e.c..... | 1171-0147 | 06/06 | 110.2 | 109.2 | 109.4 | 0.7 | 0.2 |
| Noncurrent carrying wiring devices..... | 1171-02 | | 290.4 | 293.7 | 293.7 | 1.6 | 0.0 |
| Noncurrent-carrying pole and transmission line hardware..... | 1171-0215 | 12/04 | 150.9 | — | 151.9 | 2.1 | — |
| Noncurrent-carrying electrical conduit and conduit fittings, incl. plastics conduit & fittings..... | 1171-0216 | 12/04 | 130.8 | 133.6 | 133.0 | 1.8 | -0.4 |
| Other noncurrent-carrying wiring devices (boxes, covers, bar hangers, etc.)..... | 1171-0217 | 12/04 | 131.1 | 131.9 | 132.6 | 1.7 | 0.5 |
| Porcelain electrical products and components..... | 1171-0252 | 12/03 | 119.7 | 119.5 | 119.5 | 1.5 | 0.0 |
| Integrating and measuring instruments..... | 1172 | | 164.1 | 165.4 | 165.4 | 2.8 | 0.0 |
| Test equipment for electrical, radio, & communication circuits & motors..... | 1172-05 | 12/83 | 157.5 | 158.7 | 158.6 | 2.7 | -0.1 |
| Test equipment for electrical, radio, & communication circuits & motors..... | 1172-0501 | | 166.0 | 167.2 | 167.2 | 2.7 | 0.0 |
| Electrical integrating instruments and other instruments to measure electricity..... | 1172-09 | 06/06 | 110.2 | 111.3 | 111.3 | 3.5 | 0.0 |
| Electrical integrating instruments and other instruments to measure electricity..... | 1172-0901 | 06/06 | 110.2 | 111.3 | 111.3 | 3.5 | 0.0 |
| Motors, generators, motor generator sets..... | 1173 | | 207.2 | 206.8 | 206.8 | 1.7 | 0.0 |
| Fractional horsepower motors and generators..... | 1173-03 | 06/83 | 180.8 | 180.7 | 180.6 | 1.4 | -0.1 |
| Fractional horsepower motors and generators..... | 1173-0312 | 12/99 | 136.0 | 136.0 | 135.9 | 1.4 | -0.1 |
| Integral horsepower motors and generators (excluding land transportation types)..... | 1173-04 | 06/83 | 244.2 | 245.1 | 245.1 | 0.8 | 0.0 |
| Integral horsepower motors and generators (excluding land transportation types)..... | 1173-0405 | 12/99 | 170.0 | 170.7 | 170.7 | 0.9 | 0.0 |
| Parts and supplies for motors and generators..... | 1173-09 | 06/83 | 224.8 | 224.8 | 224.8 | 0.1 | 0.0 |
| Parts and supplies for motors and generators..... | 1173-0901 | 06/83 | 224.8 | 224.8 | 224.8 | 0.1 | 0.0 |
| Other motors and generators..... | 1173-11 | 06/06 | 118.3 | 117.6 | 117.6 | 2.3 | 0.0 |
| Other motors and generators..... | 1173-1101 | 06/06 | 118.3 | 117.6 | 117.6 | 2.3 | 0.0 |
| Transformers and power regulators..... | 1174 | | 232.4 | 234.7 | 234.7 | 1.6 | 0.0 |
| Fluorescent lamp ballasts..... | 1174-02 | | 183.7 | 180.9 | — | — | — |
| Fluorescent lamp ballasts..... | 1174-0299 | 12/99 | 142.9 | 140.7 | — | — | — |
| Power and distribution transformers, except parts..... | 1174-09 | 12/99 | 200.7 | 203.3 | 203.3 | 2.0 | 0.0 |
| Power and distribution transformers, except parts..... | 1174-0999 | 12/99 | 200.7 | 203.3 | 203.3 | 2.0 | 0.0 |
| Other transformers and parts for transformers..... | 1174-11 | 12/99 | 143.7 | 143.6 | 143.6 | -0.1 | 0.0 |
| Specialty transformers, except fluorescent lamp ballasts..... | 1174-1102 | | 110.2 | 110.1 | — | — | — |
| Power regulators, boosters, and other transformers and parts for all transformers..... | 1174-1109 | 12/99 | 122.9 | 122.9 | 122.9 | 0.7 | 0.0 |
| Switchgear, switchboard, industrial controls equipment..... | 1175 | | 212.8 | 212.6 | 212.4 | 0.6 | -0.1 |
| Industrial controls and related parts and accessories..... | 1175-07 | | 209.3 | 209.6 | 209.5 | 1.5 | 0.0 |
| Industrial controls and related parts and accessories..... | 1175-0799 | 06/85 | 199.2 | 199.5 | 199.4 | 1.5 | -0.1 |
| General-purpose industrial controls..... | 1175-07991 | 06/11 | 102.4 | 102.8 | 102.7 | 2.7 | -0.1 |
| Parts for industrial controls and motor-control accessories..... | 1175-07992 | 06/11 | 100.4 | 100.4 | 100.4 | 0.4 | 0.0 |
| Specific-purpose industrial controls..... | 1175-07993 | 06/11 | 100.3 | 100.2 | 100.2 | 0.2 | 0.0 |

See footnotes at end of table.

Table 6. Producer price indexes and percent changes for commodity and service groupings and individual items, not seasonally adjusted — Continued
 [1982=100 unless otherwise indicated]

| Commodity | Commodity code | Other index base | Index | | | Percent change to June 2012 from: | |
|--|----------------|------------------|------------------------|-----------------------|------------------------|-----------------------------------|----------|
| | | | Feb. 2012 ¹ | May 2012 ¹ | June 2012 ¹ | June 2011 | May 2012 |
| Switchgear and switchboard apparatus..... | 1175-22 | 06/05 | 122.4 | 122.0 | 121.7 | -0.5 | -0.2 |
| Switchgear and switchboard apparatus..... | 1175-2201 | 06/05 | 122.4 | 122.0 | 121.7 | -0.5 | -0.2 |
| Low voltage panelboards and distribution boards, 1000 volts or less..... | 1175-22013 | 12/07 | 102.4 | 102.9 | 102.7 | — | -0.2 |
| Molded case circuit breakers, 1000 volts or less..... | 1175-22017 | 12/07 | 112.3 | — | — | — | — |
| Duct, including plug-in units and accessories, 1000 volts or less..... | 1175-22019 | 12/07 | 111.8 | 111.8 | — | — | — |
| Switchgear, except relays and duct 1000 volts or less..... | 1175-2201A | 12/07 | 111.3 | 110.6 | 111.6 | — | 0.9 |
| Communication and related equipment..... | 1176 | 12/85 | 106.8 | 106.7 | 106.7 | 0.7 | 0.0 |
| Telephone and telegraph equipment..... | 1176-01 | 12/85 | 85.7 | 85.3 | 85.3 | -1.2 | 0.0 |
| Switching equipment..... | 1176-0121 | 12/85 | 99.6 | 99.6 | 99.6 | 0.0 | 0.0 |
| Wireline voice and data network equipment..... | 1176-0141 | 12/85 | 72.5 | 72.5 | 72.5 | 0.1 | 0.0 |
| Radio and television communication equipment..... | 1176-02 | 12/85 | 117.2 | 117.2 | 117.1 | 1.0 | -0.1 |
| Broadcast, studio and related equipment..... | 1176-0201 | 12/85 | 109.4 | 109.4 | 109.4 | 0.5 | 0.0 |
| Radio communication, fiber optics and related equipment..... | 1176-0202 | 12/85 | 97.2 | 97.2 | 97.2 | -0.6 | 0.0 |
| Intercommunications, alarm and traffic control systems..... | 1176-0203 | 12/85 | 124.9 | 125.0 | 125.1 | 1.5 | 0.1 |
| Alarm systems, including electric sirens and horns..... | 1176-02031 | 06/08 | 103.3 | 103.6 | 103.5 | — | -0.1 |
| Vehicular and pedestrian traffic control equipment..... | 1176-02032 | 06/08 | 108.4 | 108.4 | 108.6 | — | 0.2 |
| Intercommunications systems, except telephone and telegraph..... | 1176-02033 | 06/08 | 115.1 | 115.1 | 115.1 | — | 0.0 |
| Electronic systems and equipment..... | 1176-0212 | 12/03 | 108.4 | 108.9 | 107.1 | 0.8 | -1.7 |
| Search, detection, navigation & guidance systems and equipment..... | 1176-0213 | 06/04 | 116.5 | 116.5 | 116.5 | 2.3 | 0.0 |
| Electric lamp bulbs and tubes..... | 1177 | | 145.5 | 146.7 | 146.2 | 11.0 | -0.3 |
| Electric lamp bulbs and tubes..... | 1177-04 | 12/04 | 114.2 | 114.8 | 114.8 | 12.9 | 0.0 |
| Electric lamp bulbs and tubes..... | 1177-0401 | 12/04 | 114.2 | 114.8 | 114.8 | 12.9 | 0.0 |
| Electronic components and accessories..... | 1178 | | 69.5 | 69.4 | 69.3 | -3.1 | -0.1 |
| Capacitors for electronic circuitry..... | 1178-11 | | 110.4 | 109.5 | 111.0 | 0.3 | 1.4 |
| Capacitors for electronic circuitry..... | 1178-1148 | 12/02 | 82.2 | 81.5 | 82.6 | 0.2 | 1.3 |
| Resistors for electronic circuitry..... | 1178-12 | | 175.1 | 176.8 | 175.0 | -0.2 | -1.0 |
| Resistors for electronic circuitry..... | 1178-1207 | 12/05 | 105.6 | 106.6 | 105.5 | -0.3 | -1.0 |
| Relays for electronic circuitry, industrial control overload, and switchgear type..... | 1178-21 | | 237.1 | 237.2 | 236.1 | -2.2 | -0.5 |
| Relays for electronic circuitry, industrial control overload, and switchgear type..... | 1178-2116 | 06/90 | 176.3 | 176.4 | 175.6 | -2.2 | -0.5 |
| Switches, mechanical (electronic applications)..... | 1178-22 | 06/82 | 183.0 | 183.0 | — | — | — |
| Switches, mechanical (electronic applications)..... | 1178-2299 | 06/82 | 183.0 | 183.0 | — | — | — |
| Connectors for electronic circuitry..... | 1178-24 | | 172.8 | 174.5 | 174.6 | 4.4 | 0.1 |
| Connectors for electronic circuitry..... | 1178-2481 | 12/11 | 99.8 | 100.8 | 100.9 | — | 0.1 |
| Magnetic and optical recording media..... | 1178-25 | | 49.0 | 49.7 | 49.7 | — | 0.0 |
| Magnetic and optical recording media..... | 1178-2599 | 06/82 | 49.0 | 49.7 | 49.7 | — | 0.0 |
| Filters, crystals, and transducers..... | 1178-28 | 06/82 | 103.3 | 104.0 | 104.0 | 1.3 | 0.0 |
| Filters and piezoelectric devices..... | 1178-2891 | 06/82 | 112.8 | 114.3 | — | — | — |
| Transducers, electrical-electronic, input/output..... | 1178-2893 | 06/06 | 106.7 | 106.7 | 106.7 | 0.0 | 0.0 |
| Integrated microcircuits..... | 1178-39 | 06/05 | 46.5 | 46.0 | 45.9 | -11.6 | -0.2 |
| Integrated microcircuits..... | 1178-3911 | 06/05 | 46.5 | 46.0 | 45.9 | -11.6 | -0.2 |
| MOS microprocessors, monolithic, digital..... | 1178-39111 | 12/07 | 63.3 | 63.3 | 63.3 | -3.2 | 0.0 |
| All other integrated microcircuits..... | 1178-39112 | 12/07 | 69.1 | 66.3 | 65.8 | -19.8 | -0.8 |
| Other semiconductor and related devices..... | 1178-47 | 06/05 | 79.6 | 80.2 | 79.5 | -0.6 | -0.9 |
| Other semiconductor and related devices..... | 1178-4711 | 06/05 | 78.6 | 79.2 | 78.5 | -0.8 | -0.9 |
| Bare printed circuit boards..... | 1178-49 | 12/00 | 103.8 | 104.1 | 104.1 | 2.4 | 0.0 |
| Bare printed circuit boards..... | 1178-4901 | 06/82 | 108.6 | 108.9 | 108.9 | 2.3 | 0.0 |
| Electronic coils, transformers, and other inductors..... | 1178-53 | 06/82 | 181.0 | 181.7 | 181.7 | 0.4 | 0.0 |
| Electronic coils, transformers, and other inductors..... | 1178-5399 | 06/00 | 124.2 | 124.7 | 124.7 | 0.4 | 0.0 |
| Other electronic components, n.e.c..... | 1178-56 | 06/00 | 125.9 | 125.9 | 126.0 | 2.7 | 0.1 |
| Other electronic components, n.e.c..... | 1178-5601 | 06/00 | 125.9 | 125.9 | 126.0 | 2.7 | 0.1 |
| Complex component assemblies, packs, and modules and consumer external modems..... | 1178-61 | 06/82 | 92.9 | 92.8 | 92.8 | -0.7 | 0.0 |
| Complex component assemblies, packs, and modules and consumer external modems..... | 1178-6199 | 06/82 | 92.9 | 92.8 | 92.8 | -0.7 | 0.0 |
| Miscellaneous electrical machinery and equipment..... | 1179 | | 118.8 | 119.2 | 119.3 | 1.9 | 0.1 |
| Storage batteries..... | 1179-01 | | 179.1 | 183.9 | 184.7 | 4.5 | 0.4 |
| Storage batteries, lead acid type, BCI dimensional group 8D or smaller..... | 1179-0103 | 12/84 | 191.7 | 198.3 | 199.6 | 5.6 | 0.7 |
| Storage batteries, lead acid type, larger than BCI dimensional group 8D..... | 1179-0104 | 12/84 | 222.1 | 224.8 | 224.8 | 2.3 | 0.0 |
| Storage batteries (except lead acid), including parts for all storage batteries..... | 1179-0105 | 12/84 | 189.7 | 190.7 | 190.5 | 0.8 | -0.1 |
| Primary batteries..... | 1179-02 | | 181.3 | 186.0 | 186.2 | 2.6 | 0.1 |
| Primary batteries..... | 1179-0229 | 12/03 | 117.6 | 120.6 | 120.8 | 2.6 | 0.2 |
| Carbon and graphite products..... | 1179-03 | | 171.5 | 172.4 | 172.2 | 10.2 | -0.1 |

See footnotes at end of table.

Table 6. Producer price indexes and percent changes for commodity and service groupings and individual items, not seasonally adjusted — Continued
 [1982=100 unless otherwise indicated]

| Commodity | Commodity code | Other index base | Index | | | Percent change to June 2012 from: | |
|---|----------------|------------------|------------------------|-----------------------|------------------------|-----------------------------------|----------|
| | | | Feb. 2012 ¹ | May 2012 ¹ | June 2012 ¹ | June 2011 | May 2012 |
| Carbon & graphite electrodes for electric furnaces and electrolytic use..... | 1179-0326 | 12/03 | 199.0 | — | — | — | — |
| All other carbon and graphite products..... | 1179-0335 | 12/03 | 134.7 | 136.3 | 135.9 | 1.7 | -0.3 |
| X-ray and electromedical equipment..... | 1179-05 | | 88.8 | 88.5 | 88.4 | 0.1 | -0.1 |
| Irradiation equipment..... | 1179-0512 | 06/85 | 118.9 | 118.9 | 118.9 | 0.4 | 0.0 |
| Electromedical equipment, including diagnostic, therapeutic and patient monitoring equipment..... | 1179-0541 | 06/09 | 97.7 | 97.3 | 97.2 | 0.0 | -0.1 |
| Other motor vehicle electrical and electronic equipment..... | 1179-06 | | 126.7 | 126.8 | 127.2 | 2.0 | 0.3 |
| Ignition wiring harnesses and cable sets..... | 1179-0601 | 12/82 | 129.9 | 129.9 | 129.9 | -0.7 | 0.0 |
| Cranking motors (starters)..... | 1179-0604 | 12/82 | 118.4 | 118.4 | 118.4 | 0.0 | 0.0 |
| Battery charging alternators, generators, and regulators..... | 1179-0607 | 06/00 | 104.9 | 104.9 | 104.9 | 0.7 | 0.0 |
| All other miscellaneous complete engine electrical equipment, including spark plugs..... | 1179-0608 | 06/00 | 98.9 | 99.3 | 100.3 | 2.6 | 1.0 |
| Parts for engine electrical and electronic equipment..... | 1179-0609 | 06/00 | 88.3 | 88.3 | 88.3 | 0.2 | 0.0 |
| Motor vehicle electrical and electronic equipment..... | 1179-0611 | 12/03 | 103.7 | 103.7 | 103.7 | 3.3 | 0.0 |
| Miscellaneous electrical industrial apparatus..... | 1179-29 | 12/85 | 130.2 | 130.5 | 130.5 | 0.8 | 0.0 |
| Rectifying apparatus..... | 1179-2902 | 12/85 | 138.5 | 138.9 | 138.9 | 1.1 | 0.0 |
| Other electrical equipment for industrial use, except for electronic circuitry..... | 1179-2904 | 12/03 | 111.7 | 111.7 | 111.7 | 0.1 | 0.0 |
| All other electrical equipment and components, except industrial..... | 1179-39 | 12/06 | 114.0 | 114.0 | 114.0 | 5.3 | 0.0 |
| All other electrical equipment and components, except industrial..... | 1179-3901 | 12/06 | 114.0 | 114.0 | 114.0 | 5.3 | 0.0 |
| Miscellaneous instruments..... | 118 | | 183.0 | 183.7 | 183.6 | 2.3 | -0.1 |
| Automatic environmental controls for monitoring residential, commercial, and appliance use..... | 1181 | | 163.6 | 163.5 | 163.5 | 1.4 | 0.0 |
| Automatic environmental controls for monitoring residential, commercial, and appliance use..... | 1181-05 | 12/03 | 112.8 | 112.8 | 112.8 | 1.3 | 0.0 |
| Automatic environmental controls for monitoring residential, commercial, and appliance use..... | 1181-0501 | 12/03 | 112.8 | 112.8 | 112.8 | 1.3 | 0.0 |
| Industrial process control instruments..... | 1182 | 06/83 | 209.5 | 211.3 | 211.3 | 2.6 | 0.0 |
| Industrial process control instruments..... | 1182-01 | 06/83 | 209.5 | 211.3 | 211.3 | 2.6 | 0.0 |
| Industrial process control instruments..... | 1182-0171 | 12/03 | 126.9 | 128.0 | 128.0 | 2.6 | 0.0 |
| Fluid meters and counting devices..... | 1184 | 12/85 | 155.0 | 155.4 | 155.5 | 5.2 | 0.1 |
| Fluid meters and counting devices..... | 1184-01 | 12/85 | 155.0 | 155.4 | 155.5 | 5.2 | 0.1 |
| Integrating and totalizing meters for gases or liquids..... | 1184-0102 | 12/85 | 187.7 | 188.7 | 188.9 | 5.3 | 0.1 |
| Counting devices..... | 1184-0103 | 12/85 | 178.5 | — | — | — | — |
| Motor vehicle indicating instruments..... | 1184-0104 | 12/85 | 107.9 | 107.9 | 107.9 | 3.4 | 0.0 |
| Engineering and scientific instruments..... | 1185 | 12/85 | 200.8 | 200.0 | 200.1 | 1.2 | 0.1 |
| Aeronautical, nautical, and navigational instruments..... | 1185-01 | 12/85 | 211.7 | 209.4 | 209.5 | 0.8 | 0.0 |
| Aeronautical, nautical, and navigational instruments..... | 1185-0111 | 12/85 | 211.7 | 209.4 | 209.5 | 0.8 | 0.0 |
| Hospital beds and furniture..... | 1185-04 | 12/11 | 100.8 | 101.7 | 101.7 | — | 0.0 |
| Hospital beds and furniture..... | 1185-0404 | 12/11 | 100.8 | 101.7 | 101.7 | — | 0.0 |
| Surveying and drafting instruments..... | 1185-05 | 12/91 | 112.6 | 112.6 | 112.6 | — | 0.0 |
| Surveying and drafting instruments..... | 1185-0529 | 12/91 | 112.6 | 112.6 | 112.6 | — | 0.0 |
| Optical instruments and lenses..... | 1186 | 12/85 | 136.1 | 136.8 | 136.8 | 1.8 | 0.0 |
| Sighting, tracking and fire control equipment..... | 1186-01 | 12/85 | 126.9 | 128.4 | 128.4 | 1.2 | 0.0 |
| Sighting, tracking and fire control equipment..... | 1186-0111 | 12/85 | 126.9 | 128.4 | 128.4 | 1.2 | 0.0 |
| Optical instruments and lenses..... | 1186-02 | 12/85 | 131.9 | 135.2 | 135.0 | 7.4 | -0.1 |
| Optical instruments and lenses..... | 1186-0211 | 12/85 | 131.9 | 135.2 | 135.0 | 7.4 | -0.1 |
| Laboratory analytical instruments..... | 1186-03 | 12/85 | 139.1 | 139.1 | 139.1 | 0.3 | 0.0 |
| Laboratory analytical instruments..... | 1186-0311 | 12/85 | 139.1 | 139.1 | 139.1 | 0.3 | 0.0 |
| Measuring & controlling devices, n.e.c..... | 1189 | 06/85 | 148.9 | 149.2 | 149.1 | 1.6 | -0.1 |
| Aircraft engine instruments..... | 1189-01 | 06/85 | 137.4 | 138.0 | 138.0 | 0.1 | 0.0 |
| Aircraft engine instruments..... | 1189-0199 | 06/85 | 137.4 | 138.0 | 138.0 | 0.1 | 0.0 |
| Nuclear radiation detection & monitoring instruments..... | 1189-04 | 06/85 | 165.8 | 166.1 | 166.1 | 2.3 | 0.0 |
| Nuclear radiation detection & monitoring instruments..... | 1189-0499 | 06/85 | 165.8 | 166.1 | 166.1 | 2.3 | 0.0 |
| Physical properties and kinematic testing equipment..... | 1189-05 | 06/04 | 103.3 | 103.6 | 103.3 | 3.4 | -0.3 |
| Physical properties and kinematic testing equipment..... | 1189-0599 | 06/04 | 103.3 | 103.6 | 103.3 | 3.4 | -0.3 |
| Commercial, geophysical, meteorological, and general-purpose instruments..... | 1189-06 | 06/04 | 107.5 | 107.6 | 107.7 | 0.4 | 0.1 |
| Commercial, geophysical, meteorological, and general-purpose instruments..... | 1189-0699 | 06/04 | 107.5 | 107.6 | 107.7 | 0.4 | 0.1 |
| Miscellaneous machinery..... | 119 | | 175.3 | 176.3 | 176.1 | 0.7 | -0.1 |
| Oil field and gas field machinery..... | 1191 | | 208.1 | 209.2 | 209.1 | 1.9 | 0.0 |
| Oil field and gas field drilling machinery (except parts sold separately)..... | 1191-02 | | 229.3 | 230.5 | 230.4 | 1.4 | 0.0 |
| Rotary oil and gas field drilling machinery and equipment (except parts sold separately)..... | 1191-0257 | 12/03 | 154.2 | 154.2 | 154.2 | 0.6 | 0.0 |

See footnotes at end of table.

Table 6. Producer price indexes and percent changes for commodity and service groupings and individual items, not seasonally adjusted — Continued
 [1982=100 unless otherwise indicated]

| Commodity | Commodity code | Other index base | Index | | | Percent change to June 2012 from: | |
|--|----------------|------------------|------------------------|-----------------------|------------------------|-----------------------------------|------------|
| | | | Feb. 2012 ¹ | May 2012 ¹ | June 2012 ¹ | June 2011 | May 2012 |
| Oil and gas field derricks and well surveying machinery. . . . | 1191-02599 | 12/10 | 102.8 | 104.1 | 104.1 | — | 0.0 |
| Cementing and other oil and gas field drilling machinery (except parts sold separately). | 1191-0263 | 12/10 | 102.2 | 103.7 | 103.7 | 3.1 | 0.0 |
| Oil field and gas field production machinery (except pumps and parts sold separately). | 1191-04 | | 176.2 | 176.2 | 176.2 | 2.4 | 0.0 |
| Oil field and gas field production machinery (except pumps and parts sold separately). | 1191-0456 | 12/03 | 144.7 | 144.7 | 144.8 | 2.4 | 0.1 |
| Parts and attachments for oil and gas field machinery and equipment. | 1191-06 | 12/10 | 100.6 | 101.8 | 101.7 | 1.9 | -0.1 |
| Parts and attachments for oil and gas field drilling machinery. | 1191-0602 | 12/10 | 100.6 | 102.0 | 101.8 | 2.2 | -0.2 |
| Parts and attachments for oil and gas field production machinery. | 1191-0604 | 12/10 | 101.4 | 101.9 | 102.2 | 0.8 | 0.3 |
| Mining machinery and equipment. | 1192 | | 242.6 | 243.9 | 244.1 | 4.0 | 0.1 |
| Underground mining machinery (except parts sold separately). | 1192-01 | | 257.8 | 257.8 | 260.0 | 5.7 | 0.9 |
| Underground mining machinery (except parts sold separately). | 1192-0111 | 12/03 | 154.0 | 154.1 | 155.3 | 5.6 | 0.8 |
| Crushing, pulverizing, & screening machinery (except parts sold separately). | 1192-02 | | 292.4 | 292.4 | 292.4 | 2.6 | 0.0 |
| Crushing, pulverizing, & screening machinery (except parts sold separately). | 1192-0201 | 12/03 | 144.9 | 144.9 | 144.9 | 2.6 | 0.0 |
| Drills and other mining machinery (except parts sold separately). | 1192-03 | | 259.8 | 259.8 | 261.5 | 4.3 | 0.7 |
| Drills and other mining machinery (except parts sold separately). | 1192-0302 | 12/03 | 141.6 | 141.6 | 142.6 | 4.3 | 0.7 |
| Mineral processing & beneficiation machinery (except parts sold separately). | 1192-06 | | 239.8 | 243.7 | 242.2 | 0.5 | -0.6 |
| Mineral processing & beneficiation machinery (except parts sold separately). | 1192-0601 | 12/03 | 156.7 | 159.3 | 158.3 | 0.5 | -0.6 |
| Parts and attachments for mining machinery and equipment (sold separately). | 1192-53 | | 222.9 | 223.8 | 223.9 | 5.2 | 0.0 |
| Parts and attachments for mining machinery and equipment (sold separately). | 1192-5303 | 12/03 | 160.6 | 161.2 | 161.3 | 5.1 | 0.1 |
| Office and store machines and equipment. | 1193 | | 123.2 | 123.2 | 123.2 | 1.1 | 0.0 |
| Coin-operated automatic merchandising machines. | 1193-06 | | 135.7 | 135.6 | 135.7 | 1.6 | 0.1 |
| Automatic merchandising machines, coin-operated, excluding parts. | 1193-0657 | 12/09 | 102.3 | 102.5 | 102.5 | 1.9 | 0.0 |
| Office machinery and parts. | 1193-07 | | 138.9 | 138.9 | 138.9 | 0.9 | 0.0 |
| Mailing, letter handling, and addressing machines. | 1193-0753 | 06/85 | 118.6 | 118.6 | 118.6 | 0.9 | 0.0 |
| Parts and attachments for office machines. | 1193-0757 | 12/94 | 135.9 | 135.9 | 135.9 | 1.0 | 0.0 |
| Coin-operated amusement machines. | 1193-08 | 12/85 | 150.2 | 150.2 | 150.2 | 1.3 | 0.0 |
| Coin-operated amusement machines. | 1193-0801 | 12/85 | 150.2 | 150.2 | 150.2 | 1.3 | 0.0 |
| Internal combustion engines. | 1194 | | 165.2 | 166.5 | 165.8 | 0.9 | -0.4 |
| Diesel, semidiesel, & dual-fuel engines, non-automotive. | 1194-07 | 12/82 | 156.4 | 156.4 | 156.4 | 3.5 | 0.0 |
| Diesel, semidiesel, & dual-fuel engines, non-automotive. | 1194-0725 | 12/00 | 120.0 | 120.0 | 120.0 | 3.5 | 0.0 |
| Diesel, semidiesel, & dual-fuel engines, automotive. | 1194-08 | 12/82 | 158.6 | — | 158.6 | -0.5 | — |
| Diesel, semidiesel, & dual-fuel engines, automotive. | 1194-0811 | 12/82 | 158.6 | — | 158.6 | -0.5 | — |
| Parts and accessories for internal combustion engines. | 1194-13 | | 183.1 | 185.7 | 185.8 | 3.5 | 0.1 |
| Parts and accessories for internal combustion engines. | 1194-1301 | | 183.1 | 185.7 | 185.8 | 3.5 | 0.1 |
| Machine shop products. | 1195 | | 181.8 | 182.3 | 182.0 | 1.2 | -0.2 |
| Carburetors, pistons, piston rings, and valves. | 1195-01 | | 171.8 | 172.3 | 172.1 | 1.3 | -0.1 |
| Carburetors, pistons, piston rings, and valves. | 1195-0129 | 06/05 | 117.4 | 117.7 | 117.5 | 1.3 | -0.2 |
| Other machine shop products. | 1195-05 | 06/84 | 164.6 | 165.1 | 164.8 | 1.2 | -0.2 |
| Other machine shop products. | 1195-0501 | 06/84 | 164.6 | 165.1 | 164.8 | 1.2 | -0.2 |
| Parts & accesories for turbines, turbine generators, and turbine generator sets. | 1196 | 06/82 | 205.6 | 200.1 | 201.1 | -2.1 | 0.5 |
| Parts & accesories for turbines, turbine generators, and turbine generator sets. | 1196-02 | 06/82 | 204.8 | 199.4 | 200.3 | -2.1 | 0.5 |
| Parts & accesories for turbines, turbine generators, and turbine generator sets. | 1196-0203 | 12/03 | 117.8 | 114.7 | 115.2 | — | 0.4 |
| Turbines and turbine generator sets. | 1197 | 06/87 | 220.0 | 225.1 | 226.3 | -1.1 | 0.5 |
| Turbines and turbine generator sets. | 1197-01 | 06/87 | 220.0 | 225.1 | 226.3 | -1.1 | 0.5 |
| Turbine generator sets. | 1197-0102 | 06/11 | 97.8 | 96.7 | 96.8 | -3.2 | 0.1 |
| Steam, gas, and other turbines and turbine generators. | 1197-0103 | 06/11 | 96.0 | 99.3 | 100.0 | 0.0 | 0.7 |
| Furniture and household durables. | 12 | | 160.0 | 160.9 | 161.1 | 3.1 | 0.1 |
| Household furniture. | 121 | | 195.0 | 196.1 | 196.6 | 2.9 | 0.3 |
| Metal household furniture. | 1211 | | 142.7 | 142.9 | 142.9 | -0.1 | 0.0 |
| Metal household furniture. | 1211-01 | | 142.7 | 142.9 | 142.9 | -0.1 | 0.0 |
| Metal household dining room and kitchen furniture. | 1211-0102 | 06/84 | 167.5 | 168.1 | 168.1 | -0.1 | 0.0 |
| Wood household furniture. | 1212 | | 220.4 | 220.3 | 220.6 | 2.3 | 0.1 |
| Living room furniture (nonupholstered), wood. | 1212-01 | | 219.3 | 219.6 | 219.4 | 2.9 | -0.1 |

See footnotes at end of table.

Table 6. Producer price indexes and percent changes for commodity and service groupings and individual items, not seasonally adjusted — Continued
 [1982=100 unless otherwise indicated]

| Commodity | Commodity code | Other index base | Index | | | Percent change to June 2012 from: | |
|--|----------------|------------------|------------------------|-----------------------|------------------------|-----------------------------------|----------|
| | | | Feb. 2012 ¹ | May 2012 ¹ | June 2012 ¹ | June 2011 | May 2012 |
| Living room furniture (nonupholstered), wood..... | 1212-0181 | 12/04 | 117.7 | 117.9 | 117.8 | 3.0 | -0.1 |
| Dining room furniture (nonupholstered), wood..... | 1212-02 | | 233.5 | 230.4 | 231.8 | 2.4 | 0.6 |
| Dining room furniture (nonupholstered), wood..... | 1212-0281 | 12/04 | 118.8 | 117.2 | 117.9 | 2.3 | 0.6 |
| Bedroom furniture (nonupholstered), wood..... | 1212-03 | | 220.6 | 221.6 | 221.9 | 1.7 | 0.1 |
| Bedroom furniture (nonupholstered), wood..... | 1212-0381 | 12/04 | 116.4 | 117.0 | 117.1 | 1.7 | 0.1 |
| Other wood household furniture..... | 1212-04 | | 190.6 | 190.6 | 190.6 | 2.4 | 0.0 |
| Other wood household furniture..... | 1212-0481 | 12/04 | 135.6 | 135.6 | 135.6 | 2.4 | 0.0 |
| Upholstered household furniture..... | 1213 | | 182.8 | 183.4 | 183.9 | 1.3 | 0.3 |
| Upholstered household furniture..... | 1213-01 | | 182.8 | 183.4 | 183.9 | 1.3 | 0.3 |
| Dual purpose sleep furniture, incl. convertible sofa..... | 1213-0123 | 06/83 | 147.9 | 151.6 | 151.2 | 4.6 | -0.3 |
| Upholstered wood household furniture..... | 1213-0141 | 06/05 | 116.4 | 116.7 | 117.0 | 1.1 | 0.3 |
| Upholstered wood household davenports, sofas, loveseats, and settees..... | 1213-01411 | 12/11 | 100.6 | 100.8 | 101.1 | - | 0.3 |
| Upholstered wood household sectional sofa pieces..... | 1213-01412 | 12/11 | 99.8 | 100.5 | 100.5 | - | 0.0 |
| Upholstered wood household rocking chairs, including swivel rockers..... | 1213-01413 | 12/11 | 100.3 | 100.5 | 100.5 | - | 0.0 |
| Upholstered wood household reclining chairs, except custom..... | 1213-01414 | 12/11 | 100.0 | 99.9 | 100.4 | - | 0.5 |
| Other upholstered wood household furniture, including custom..... | 1213-01415 | 12/11 | 100.0 | 100.5 | 100.7 | - | 0.2 |
| Bedding..... | 1214 | | 173.4 | 176.3 | 177.2 | 6.8 | 0.5 |
| Bedding..... | 1214-01 | | 173.4 | 176.3 | 177.2 | 6.8 | 0.5 |
| Innerspring mattresses, excl. crib size..... | 1214-0104 | 12/95 | 147.2 | 147.1 | 147.5 | - | 0.3 |
| Mattress foundations..... | 1214-0107 | 12/11 | 98.1 | 97.5 | 97.4 | - | -0.1 |
| Mattresses, other types, including crib, foam, waterbed mattresses and mattress inserts..... | 1214-0114 | 06/83 | 193.4 | 208.9 | 208.4 | 7.7 | -0.2 |
| Sleep system ensembles and mattresses, except conventional waterbeds..... | 1214-0122 | 12/95 | 150.5 | 152.3 | 152.3 | 2.4 | 0.0 |
| Mattress and foundation sets..... | 1214-0134 | 12/03 | 111.1 | 112.1 | 114.0 | 3.2 | 1.7 |
| Metal porch, lawn, outdoor & casual furniture..... | 1215 | | 228.5 | 228.5 | 228.5 | 6.0 | 0.0 |
| Metal porch, lawn, outdoor & casual furniture..... | 1215-01 | | 228.5 | 228.5 | 228.5 | 6.0 | 0.0 |
| Metal porch, lawn, outdoor & casual furniture..... | 1215-0112 | 06/84 | 227.3 | 227.3 | 227.3 | 6.0 | 0.0 |
| Nonupholstered household furniture, except wood and metal..... | 1216 | 12/85 | 139.7 | 139.7 | 139.7 | 2.9 | 0.0 |
| Nonupholstered household furniture, except wood and metal..... | 1216-01 | 12/85 | 139.7 | 139.7 | 139.7 | 2.9 | 0.0 |
| Nonupholstered household furniture, except wood and metal..... | 1216-0101 | 12/85 | 139.7 | 139.7 | 139.7 | 2.9 | 0.0 |
| Commercial furniture..... | 122 | | 205.0 | 207.3 | 207.0 | 2.8 | -0.1 |
| Wood office furniture and store fixtures..... | 1221 | | 207.2 | 207.7 | 207.7 | 2.5 | 0.0 |
| Wood office furniture and store fixtures..... | 1221-01 | | 207.2 | 207.7 | 207.7 | 2.5 | 0.0 |
| Wood office seating..... | 1221-0112 | 06/85 | 189.2 | 189.6 | 188.1 | 2.4 | -0.8 |
| Wood office desks and extensions..... | 1221-0113 | 06/85 | 206.3 | 206.5 | 208.2 | 4.3 | 0.8 |
| Wood office storage units, files and tables..... | 1221-0114 | 06/85 | 213.4 | 214.1 | 215.6 | 3.9 | 0.7 |
| Other wood office furniture..... | 1221-0116 | 06/85 | 185.5 | 185.6 | 185.7 | 1.9 | 0.1 |
| Custom architectural woodwork, millwork, and fixtures..... | 1221-01611 | 06/08 | 102.3 | 102.5 | 102.4 | - | -0.1 |
| Wood bank, office, store, and related fixtures (except custom)..... | 1221-01613 | 06/08 | 103.9 | 103.9 | 103.9 | - | 0.0 |
| Wood furniture dimensions and nonwood furniture parts and frames..... | 1221-01615 | 12/11 | 105.2 | - | - | - | - |
| Nonwood furniture and store fixtures..... | 1222 | | 200.3 | 204.5 | 203.8 | 3.3 | -0.3 |
| Nonwood commercial storage units, files, and tables..... | 1222-02 | | 207.8 | 208.5 | 225.9 | 9.8 | 8.3 |
| Nonwood commercial storage units, files, and tables..... | 1222-0202 | 06/95 | 149.3 | 149.8 | 162.3 | 9.8 | 8.3 |
| Nonwood commercial furniture..... | 1222-03 | | 208.5 | 218.8 | 209.5 | 1.4 | -4.3 |
| Nonwood commercial desks and extensions..... | 1222-0321 | | 220.7 | 220.9 | - | - | - |
| Nonwood office seating..... | 1222-0325 | | 210.0 | 207.7 | 195.1 | -2.8 | -6.1 |
| Nonwood office furniture panel systems, and other nonwood office furniture..... | 1222-0326 | 06/95 | 131.2 | 144.4 | 139.2 | - | -3.6 |
| Partitions and fixtures..... | 1222-04 | 12/83 | 178.6 | 178.7 | 178.6 | 2.3 | -0.1 |
| Shelving and lockers, except wood..... | 1222-0405 | 12/83 | 185.1 | 184.5 | 184.5 | 1.3 | 0.0 |
| Commercial shelving, except wood..... | 1222-0405A1 | 12/11 | 100.8 | 100.8 | 100.8 | - | 0.0 |
| Bookstacks and other shelving, except wood..... | 1222-0405A2 | 12/11 | 103.0 | 101.9 | 101.9 | - | 0.0 |
| Storage racks and accessories, except wood..... | 1222-0407 | 12/83 | 172.1 | 171.5 | 171.5 | 2.0 | 0.0 |
| Fixtures (bank, office, and store) except wood..... | 1222-0409 | 12/83 | 174.9 | 176.4 | 175.8 | 2.3 | -0.3 |
| Public building furniture..... | 1223 | 12/84 | 194.6 | 194.8 | 194.8 | 3.1 | 0.0 |
| Public building furniture..... | 1223-01 | 12/84 | 194.6 | 194.8 | 194.8 | 3.1 | 0.0 |
| School furniture (except stone and concrete), excluding library furniture..... | 1223-0101 | 12/84 | 212.7 | 212.0 | 212.3 | 4.7 | 0.1 |
| Public building and related furniture, excluding school & restaurant furniture..... | 1223-0102 | 12/84 | 194.2 | 194.8 | 194.7 | 2.0 | -0.1 |
| Commercial furniture and fixtures, n.e.c..... | 1224 | 12/85 | 176.3 | 178.5 | 178.5 | 1.2 | 0.0 |
| Commercial furniture and fixtures, n.e.c..... | 1224-01 | 12/85 | 176.3 | 178.5 | 178.5 | 1.2 | 0.0 |

See footnotes at end of table.

Table 6. Producer price indexes and percent changes for commodity and service groupings and individual items, not seasonally adjusted — Continued
 [1982=100 unless otherwise indicated]

| Commodity | Commodity code | Other index base | Index | | | Percent change to June 2012 from: | |
|---|----------------|------------------|------------------------|-----------------------|------------------------|-----------------------------------|----------|
| | | | Feb. 2012 ¹ | May 2012 ¹ | June 2012 ¹ | June 2011 | May 2012 |
| Bar, bowling center, cafeteria, and restaurant furniture..... | 1224-0104 | 12/10 | 99.6 | 103.0 | 102.9 | 1.8 | -0.1 |
| Other commercial and institutional furniture and fixtures, n.e.c..... | 1224-0108 | 12/10 | 106.2 | 106.4 | 106.5 | 1.0 | 0.1 |
| Floor coverings..... | 123 | | 181.4 | 181.2 | 181.0 | 3.5 | -0.1 |
| Carpets and rugs..... | 1231 | | 175.7 | 175.4 | 175.2 | 3.1 | -0.1 |
| Carpets and rugs..... | 1231-01 | | 178.4 | 178.2 | 177.9 | 3.1 | -0.2 |
| Tufted carpets and rugs..... | 1231-0113 | 12/11 | 101.2 | 101.0 | 100.9 | — | -0.1 |
| Hard surface floor coverings..... | 1232 | | 228.3 | 228.3 | 228.3 | 6.9 | 0.0 |
| Hard surface floor coverings..... | 1232-01 | | 228.3 | 228.3 | 228.3 | 6.9 | 0.0 |
| Hard surface floor coverings..... | 1232-0170 | 12/11 | 102.7 | 102.7 | 102.7 | — | 0.0 |
| Household appliances..... | 124 | | 116.0 | 116.4 | 117.4 | 5.0 | 0.9 |
| Major appliances..... | 1241 | | 111.0 | 111.2 | 112.4 | 5.4 | 1.1 |
| Household cooking appliances..... | 1241-01 | | 114.3 | 113.7 | 117.1 | 6.9 | 3.0 |
| Electric (including microwave) household ranges, ovens, surface cooking units, and equipment..... | 1241-0105 | 12/02 | 111.4 | 110.1 | 115.8 | 5.5 | 5.2 |
| Gas household ranges, ovens, surface cooking units and equipment..... | 1241-0139 | 12/02 | 116.4 | 116.9 | 117.5 | 4.3 | 0.5 |
| Other household ranges and cooking equipment, including outdoor equipment..... | 1241-0169 | 12/02 | 132.4 | 132.5 | 132.5 | 9.1 | 0.0 |
| Household laundry equipment and parts..... | 1241-02 | | 109.2 | 108.8 | 110.0 | 6.3 | 1.1 |
| Household laundry equipment and parts..... | 1241-0220 | | 109.2 | 108.8 | 110.0 | 6.3 | 1.1 |
| Household refrigeration equipment..... | 1241-03 | | 98.6 | 99.2 | 99.4 | 2.9 | 0.2 |
| Household refrigerators, including refrigerator-freezer combinations..... | 1241-0329 | 12/02 | 107.1 | 107.7 | 107.4 | 2.2 | -0.3 |
| Food freezers, complete units, household..... | 1241-0337 | | 141.1 | 142.2 | 147.9 | 8.8 | 4.0 |
| Parts and attachments for household refrigerators and freezers..... | 1241-0339 | 12/02 | 110.7 | 110.7 | 110.7 | 5.1 | 0.0 |
| Other major appliances..... | 1241-04 | | 131.4 | 132.9 | 132.6 | 6.1 | -0.2 |
| Household vacuum cleaners, including parts and attachments..... | 1243 | | 103.5 | 103.5 | 103.5 | -1.0 | 0.0 |
| Household vacuum cleaners, including parts and attachments..... | 1243-01 | | 97.1 | 97.1 | 97.1 | -0.9 | 0.0 |
| Household vacuum cleaners, including parts and attachments..... | 1243-0114 | 06/07 | 105.9 | 105.9 | 105.9 | -0.9 | 0.0 |
| Electric housewares and fans..... | 1244 | | 127.6 | 130.1 | 129.2 | 5.8 | -0.7 |
| Small electric household appliances, except fans..... | 1244-01 | | 111.3 | 115.1 | 113.8 | 3.3 | -1.1 |
| Small electric household appliances, except fans..... | 1244-0178 | 06/99 | 105.7 | 109.2 | 108.0 | 3.3 | -1.1 |
| Electric fans..... | 1244-02 | 12/82 | 155.2 | 155.2 | 155.2 | 10.6 | 0.0 |
| Electric fans..... | 1244-0228 | 06/99 | 136.8 | 136.8 | 136.8 | 10.6 | 0.0 |
| Parts and attachments for small household electric appliances..... | 1244-03 | 12/82 | 144.7 | — | 144.7 | 0.0 | — |
| Parts and attachments for small household electric appliances..... | 1244-0311 | 12/82 | 144.7 | — | 144.7 | 0.0 | — |
| Portable residential lighting fixtures, including parts and accessories..... | 1245 | | 185.4 | 190.5 | 187.8 | 3.8 | -1.4 |
| Portable residential lighting fixtures, including parts and accessories..... | 1245-01 | | 185.4 | 190.5 | 187.8 | 3.8 | -1.4 |
| Portable residential lighting fixtures, including parts and accessories..... | 1245-0135 | 06/98 | 125.0 | 128.4 | 126.6 | 3.9 | -1.4 |
| Home electronic equipment..... | 125 | | 52.7 | 52.8 | 52.4 | 0.8 | -0.8 |
| Speakers and commercial sound equipment..... | 1257 | 12/03 | 110.8 | 111.2 | 110.9 | 1.8 | -0.3 |
| Speakers and commercial sound equipment..... | 1257-07 | 12/03 | 110.8 | 111.2 | 110.9 | 1.8 | -0.3 |
| Speakers and commercial sound equipment..... | 1257-0708 | 12/03 | 110.8 | 111.2 | 110.9 | 1.8 | -0.3 |
| Other home electronic equipment..... | 1258 | 06/04 | 101.6 | — | 100.6 | -0.2 | — |
| Other consumer audio and video equipment, incl. audio & video recorders & players (camcorders)..... | 1258-02 | 06/04 | 98.6 | — | 98.6 | -0.3 | — |
| Other consumer audio and video equipment, incl. audio & video recorders & players (camcorders)..... | 1258-0299 | 06/04 | 98.6 | — | 98.6 | -0.3 | — |
| Other household durable goods..... | 126 | | 184.3 | 184.6 | 184.7 | 1.8 | 0.1 |
| Tableware, kitchenware, and other pottery..... | 1261 | | 224.9 | 230.5 | 231.2 | 4.2 | 0.3 |
| Tableware, kitchenware, and other pottery..... | 1261-01 | | 224.8 | 230.5 | 231.1 | 4.2 | 0.3 |
| Vitreous china, porcelain, earthenware and table and kitchenware..... | 1261-0104 | 06/08 | 106.0 | 105.6 | 107.9 | 1.5 | 2.2 |
| All other pottery products (including china decorated for the trade)..... | 1261-0105 | 06/08 | 105.7 | 110.7 | 109.5 | 5.6 | -1.1 |
| Mirrors (decorated and undecorated)..... | 1265 | | 168.8 | 168.6 | 167.9 | 0.2 | -0.4 |
| Mirrors (decorated and undecorated)..... | 1265-01 | | 168.8 | 168.6 | 167.9 | 0.2 | -0.4 |
| Mirrors (decorated and undecorated)..... | 1265-0104 | 12/04 | 108.7 | 108.6 | 108.2 | 0.3 | -0.4 |
| Lawn/garden equipment..... | 1266 | | 143.5 | 141.9 | 142.2 | 1.1 | 0.2 |
| Consumer riding lawn, garden, and snow equipment..... | 1266-04 | 12/82 | 135.9 | 135.9 | 135.9 | 0.7 | 0.0 |
| Consumer riding lawn, garden, and snow equipment..... | 1266-0404 | 06/03 | 102.5 | 102.5 | 102.5 | 0.7 | 0.0 |

See footnotes at end of table.

Table 6. Producer price indexes and percent changes for commodity and service groupings and individual items, not seasonally adjusted — Continued
 [1982=100 unless otherwise indicated]

| Commodity | Commodity code | Other index base | Index | | | Percent change to June 2012 from: | |
|--|----------------|------------------|------------------------|-----------------------|------------------------|-----------------------------------|------------|
| | | | Feb. 2012 ¹ | May 2012 ¹ | June 2012 ¹ | June 2011 | May 2012 |
| Parts and attachments for consumer lawn, garden, and snow equipment..... | 1266-05 | 12/82 | 163.7 | 163.7 | 166.1 | 5.5 | 1.5 |
| Parts and attachments for consumer lawn, garden, and snow equipment..... | 1266-0503 | 06/03 | 110.6 | 110.6 | 112.2 | 5.5 | 1.4 |
| Consumer nonriding lawn, garden, and snow equipment..... | 1266-06 | 06/03 | 110.6 | 107.9 | 108.0 | 0.5 | 0.1 |
| Consumer nonriding lawn, garden, and snow equipment..... | 1266-0601 | 06/03 | 110.6 | 107.9 | 108.0 | 0.5 | 0.1 |
| Cutlery, flatware (except precious), razors and razor blades..... | 1267 | | 223.5 | 227.0 | 227.0 | 2.8 | 0.0 |
| Cutlery, flatware (except precious), razors and razor blades..... | 1267-01 | | 223.5 | 227.0 | 227.0 | 2.8 | 0.0 |
| Razor blades and razors, except electric..... | 1267-0102 | 12/83 | 231.2 | — | 237.8 | 4.0 | — |
| Cutlery, scissors, shears, trimmers, and snips..... | 1267-0141 | 12/83 | 198.1 | 198.1 | 198.1 | 2.7 | 0.0 |
| Metal kitchen utensil, pots, and pans..... | 1268 | | 224.8 | 226.5 | 226.5 | 1.5 | 0.0 |
| Metal kitchen utensil, pots, and pans..... | 1268-01 | | 224.8 | 226.5 | 226.5 | 1.5 | 0.0 |
| Stamped and spun kitchen utensils, aluminum..... | 1268-0101 | | 204.5 | 205.7 | 205.7 | 0.7 | 0.0 |
| Stamped and spun kitchen utensils, except aluminum..... | 1268-0102 | 06/84 | 219.5 | 221.5 | 221.5 | 2.6 | 0.0 |
| Window shades, blinds, and accessories..... | 1269 | 06/84 | 175.5 | 179.2 | 179.5 | 3.2 | 0.2 |
| Window shades, blinds, and accessories..... | 1269-01 | 06/84 | 175.5 | 179.2 | 179.5 | 3.2 | 0.2 |
| Window shades and window shade accessories and rollers..... | 1269-0101 | 06/84 | 195.2 | 199.4 | 200.1 | 3.9 | 0.4 |
| Venetian blinds..... | 1269-0102 | 06/84 | 156.5 | 159.0 | 158.5 | 3.3 | -0.3 |
| Other shades and blinds, including curtain and drapery fixtures, poles, & rods..... | 1269-0103 | 06/84 | 167.7 | 171.6 | 172.1 | 2.7 | 0.3 |
| Silverware and hollowware..... | 126A | 12/11 | 99.9 | 100.3 | 99.5 | — | -0.8 |
| Silverware and hollowware..... | 126A-01 | 12/11 | 99.9 | 100.3 | 99.5 | — | -0.8 |
| Silverware and hollowware..... | 126A-0122 | 12/11 | 99.9 | 100.3 | 99.5 | — | -0.8 |
| Nonmetallic mineral products..... | 13 | | 209.0 | 210.2 | 210.9 | 2.5 | 0.3 |
| Glass..... | 131 | | 125.2 | 125.5 | 125.6 | 1.9 | 0.1 |
| Flat glass..... | 1311 | | 113.7 | 113.5 | 113.6 | 1.4 | 0.1 |
| Float, sheet, and plate glass..... | 1311-05 | | 82.6 | 81.2 | 80.9 | -6.9 | -0.4 |
| Float, sheet, and plate glass..... | 1311-0511 | 06/83 | 79.6 | 78.3 | 78.0 | -6.8 | -0.4 |
| Specialty glass..... | 1311-07 | | 141.2 | 141.4 | 141.8 | 3.4 | 0.3 |
| Specialty glass..... | 1311-0703 | 06/11 | 102.9 | 103.1 | 103.4 | 3.4 | 0.3 |
| Other finished glassware..... | 1313 | 06/83 | 147.7 | 149.5 | 149.5 | 3.1 | 0.0 |
| Other finished glassware..... | 1313-01 | 06/83 | 150.1 | 151.8 | 151.8 | 3.1 | 0.0 |
| Machine-made pressed and blown lighting and electronic glassware..... | 1313-0111 | 06/83 | 110.1 | — | — | — | — |
| Machine-made table, kitchen, & novelty glassware..... | 1313-0116 | 12/11 | 100.5 | 103.7 | 103.7 | — | 0.0 |
| Machine-made table, kitchen, & novelty glassware, made by glass producers..... | 1313-01161 | 06/83 | 183.7 | 190.7 | 190.7 | 3.6 | 0.0 |
| Machine-made table, kitchen, & novelty glassware, made from purchased glass..... | 1313-01162 | 12/04 | 108.6 | 108.6 | 108.6 | 6.3 | 0.0 |
| Other machine-made pressed and blown glassware..... | 1313-0117 | 12/11 | 101.4 | 101.4 | 101.4 | — | 0.0 |
| Other machine-made pressed and blown glassware, made by glass producers..... | 1313-01171 | 06/83 | 202.0 | 202.1 | 202.1 | -0.6 | 0.0 |
| Other machine-made pressed and blown glassware, made from purchased glass..... | 1313-01172 | 12/04 | 115.1 | 115.1 | 115.1 | 3.1 | 0.0 |
| Handmade pressed and blown glassware..... | 1313-0118 | 12/11 | 101.1 | 103.9 | 103.9 | — | 0.0 |
| Handmade pressed and blown glassware, made from purchased glass..... | 1313-01182 | 12/04 | 113.7 | 113.7 | 113.7 | 3.4 | 0.0 |
| Concrete ingredients and related products..... | 132 | | 236.1 | 239.0 | 239.3 | 2.2 | 0.1 |
| Construction sand, gravel, and crushed stone..... | 1321 | | 270.2 | 273.7 | 273.7 | 2.3 | 0.0 |
| Construction sand, gravel, and crushed stone..... | 1321-01 | | 270.2 | 273.7 | 273.7 | 2.3 | 0.0 |
| Construction sand and gravel (run of pit/bank, washed, screened, etc)..... | 1321-0120 | 12/11 | 100.9 | 102.0 | 102.0 | — | 0.0 |
| Crushed and broken stone..... | 1321-0121 | | 267.1 | 270.8 | 270.8 | 2.3 | 0.0 |
| Crushed and broken limestone..... | 1321-01212 | 12/11 | 101.8 | 103.8 | 104.8 | — | 1.0 |
| Crushed and broken granite..... | 1321-01213 | 12/11 | 99.3 | 99.2 | 95.8 | — | -3.4 |
| Bituminous limestone, sandstone, & other crushed & broken stone..... | 1321-01219 | 12/11 | 100.2 | 100.5 | 100.7 | — | 0.2 |
| Cement, hydraulic..... | 1322 | | 189.0 | 191.1 | 192.0 | 2.1 | 0.5 |
| Cement, hydraulic..... | 1322-01 | | 189.0 | 191.1 | 192.0 | 2.1 | 0.5 |
| Cement, hydraulic..... | 1322-0161 | 06/89 | 185.0 | 187.0 | 187.9 | 2.1 | 0.5 |
| Concrete products..... | 133 | | 214.0 | 213.3 | 214.0 | 1.5 | 0.3 |
| Concrete block and brick..... | 1331 | | 224.9 | 225.0 | 226.1 | 1.2 | 0.5 |
| Structural concrete block..... | 1331-11 | | 231.2 | 230.7 | 232.3 | 1.3 | 0.7 |
| Structural concrete block..... | 1331-1135 | 12/87 | 188.7 | 188.3 | 189.6 | 1.3 | 0.7 |
| Structural concrete block, lightweight units (weighing less than 105 lbs/cubic ft.)..... | 1331-11351 | 12/11 | 100.8 | 100.4 | 101.6 | — | 1.2 |
| Structural concrete block, mediumweight units (weighing 105 - 124 lbs/cubic ft.)..... | 1331-11352 | 12/11 | 100.8 | 100.8 | 101.0 | — | 0.2 |

See footnotes at end of table.

Table 6. Producer price indexes and percent changes for commodity and service groupings and individual items, not seasonally adjusted — Continued
 [1982=100 unless otherwise indicated]

| Commodity | Commodity code | Other index base | Index | | | Percent change to June 2012 from: | |
|--|----------------|------------------|------------------------|-----------------------|------------------------|-----------------------------------|----------|
| | | | Feb. 2012 ¹ | May 2012 ¹ | June 2012 ¹ | June 2011 | May 2012 |
| Structural concrete block, normalweight units (125 lbs or more/cubic ft.)..... | 1331-11353 | 12/11 | 100.7 | 100.8 | 100.9 | — | 0.1 |
| Decorative concrete block..... | 1331-21 | | 202.9 | 203.5 | 204.0 | 1.3 | 0.2 |
| Decorative concrete block..... | 1331-2101 | | 202.9 | 203.5 | 204.0 | 1.3 | 0.2 |
| Concrete brick..... | 1331-31 | | 192.9 | 193.3 | 195.2 | 1.7 | 1.0 |
| Concrete brick..... | 1331-3101 | | 192.9 | 193.3 | 195.2 | 1.7 | 1.0 |
| Concrete pavers (incl. grid, interlocking, etc.)..... | 1331-41 | | 190.0 | 191.1 | 191.1 | 0.7 | 0.0 |
| Concrete pavers (incl. grid, interlocking, etc.)..... | 1331-4101 | | 190.0 | 191.1 | 191.1 | 0.7 | 0.0 |
| Concrete pipe..... | 1332 | | 194.7 | 196.1 | 195.5 | 0.5 | -0.3 |
| Concrete pipe..... | 1332-01 | | 194.7 | 196.1 | 195.5 | 0.5 | -0.3 |
| Concrete pipe..... | 1332-0108 | 12/86 | 170.0 | 171.2 | 170.7 | 0.4 | -0.3 |
| Concrete culvert pipe..... | 1332-01081 | 12/11 | 99.8 | 101.7 | 101.7 | — | 0.0 |
| Concrete storm sewer pipe..... | 1332-01082 | 12/11 | 99.9 | 100.4 | 100.4 | — | 0.0 |
| Concrete pipe, except concrete culvert and storm sewer pipe..... | 1332-01083 | 12/11 | 100.2 | 100.2 | 99.6 | — | -0.6 |
| Ready-mix concrete..... | 1333 | | 215.2 | 213.2 | 214.3 | 1.6 | 0.5 |
| Ready-mix concrete..... | 1333-01 | | 215.2 | 213.2 | 214.3 | 1.6 | 0.5 |
| Ready-mix concrete..... | 1333-0101 | | 215.2 | 213.2 | 214.3 | 1.6 | 0.5 |
| Precast concrete products..... | 1334 | | 221.6 | 223.1 | 223.2 | 2.0 | 0.0 |
| Precast concrete products..... | 1334-01 | | 221.6 | 223.1 | 223.2 | 2.0 | 0.0 |
| Precast concrete products..... | 1334-0106 | 12/86 | 195.5 | 196.8 | 196.9 | 2.0 | 0.1 |
| Precast concrete slabs and tile, roof and floor units..... | 1334-01061 | 12/11 | 101.1 | 101.7 | 101.7 | — | 0.0 |
| Precast concrete architectural wall panels..... | 1334-01062 | 12/11 | 102.2 | 102.2 | 102.4 | — | 0.2 |
| Burial vaults and boxes, precast concrete..... | 1334-01063 | 12/11 | 100.5 | 100.5 | 100.8 | — | 0.3 |
| Other precast concrete products..... | 1334-01064 | 12/11 | 100.0 | 101.0 | 101.1 | — | 0.1 |
| Prestressed concrete products..... | 1335 | | 185.1 | 187.7 | 186.9 | -0.1 | -0.4 |
| Prestressed concrete products..... | 1335-01 | | 185.1 | 187.7 | 186.9 | -0.1 | -0.4 |
| Prestressed concrete products..... | 1335-0107 | 12/86 | 188.9 | 191.6 | 190.8 | -0.1 | -0.4 |
| Clay construction products ex. refractories..... | 134 | | 173.7 | 173.4 | 173.9 | -1.4 | 0.3 |
| Brick and structural clay tile..... | 1342 | 12/84 | 183.2 | 182.6 | 183.2 | -2.7 | 0.3 |
| Building or common brick..... | 1342-01 | 12/84 | 182.2 | 181.1 | 181.7 | -3.1 | 0.3 |
| Building or common brick..... | 1342-0101 | 12/84 | 182.2 | 181.1 | 181.7 | -3.1 | 0.3 |
| Glazed brick and other brick (paving, floor and sewer)..... | 1342-02 | 12/84 | 188.7 | 196.7 | 196.7 | 4.2 | 0.0 |
| Glazed brick and other brick (paving, floor and sewer)..... | 1342-0201 | 12/84 | 188.7 | 196.7 | 196.7 | 4.2 | 0.0 |
| Clay floor and wall tile, glazed and unglazed..... | 1344 | | 113.8 | 113.6 | 114.2 | 0.1 | 0.5 |
| Clay floor and wall tile, glazed and unglazed..... | 1344-01 | | 113.8 | 113.6 | 114.2 | 0.1 | 0.5 |
| Clay floor and wall tile, glazed and unglazed..... | 1344-0131 | | 113.8 | 113.6 | 114.2 | 0.1 | 0.5 |
| Structural clay products, n.e.c..... | 1345 | | 227.3 | 228.2 | 228.0 | 3.0 | -0.1 |
| Structural clay products, n.e.c..... | 1345-01 | | 227.3 | 228.2 | 228.0 | 3.0 | -0.1 |
| Vitrified clay sewer pipe and fittings..... | 1345-0101 | | 214.9 | 215.6 | 215.6 | 7.6 | 0.0 |
| All other structural clay products, except clay refractories, n.e.c..... | 1345-0199 | 12/85 | 201.6 | 202.6 | 202.3 | 1.1 | -0.1 |
| Refractories..... | 135 | | 238.2 | 239.6 | 239.4 | 3.9 | -0.1 |
| Clay refractories..... | 1352 | | 276.2 | 276.2 | 276.2 | 4.1 | 0.0 |
| Clay refractories..... | 1352-01 | | 276.2 | 276.2 | 276.2 | 4.1 | 0.0 |
| Clay refractories..... | 1352-0181 | 12/04 | 155.1 | 155.1 | 155.1 | 4.0 | 0.0 |
| Nonclay refractories..... | 1353 | | 208.6 | 210.8 | 210.5 | 4.0 | -0.1 |
| Nonclay refractories..... | 1353-01 | | 208.6 | 210.8 | 210.5 | 4.0 | -0.1 |
| Nonclay refractories..... | 1353-0112 | 12/04 | 136.8 | 138.2 | 138.0 | 3.9 | -0.1 |
| Asphalt felts and coatings..... | 136 | | 220.8 | 227.8 | 229.1 | -3.7 | 0.6 |
| Prepared asphalt and tar roofing and siding products..... | 1361 | | 206.3 | 214.7 | 216.2 | -6.4 | 0.7 |
| Prepared asphalt and tar roofing and siding products..... | 1361-01 | | 206.3 | 214.7 | 216.2 | -6.4 | 0.7 |
| Prepared asphalt and tar roofing and siding products..... | 1361-0131 | 12/03 | 187.7 | 195.3 | 196.7 | — | 0.7 |
| Roofing asphalts, pitches, coatings, and cement..... | 1362 | | 289.9 | 287.3 | 287.3 | 10.6 | 0.0 |
| Roofing asphalts, pitches, coatings, and cement..... | 1362-01 | | 289.9 | 287.3 | 287.3 | 10.6 | 0.0 |
| Roofing asphalts, pitches, coatings, and cement..... | 1362-0121 | 06/84 | 274.6 | 272.1 | 272.1 | 10.7 | 0.0 |
| Gypsum products..... | 137 | | 229.1 | 229.0 | 231.5 | 13.2 | 1.1 |
| Gypsum products..... | 1371 | | 229.1 | 229.0 | 231.5 | 13.2 | 1.1 |
| Gypsum products..... | 1371-01 | | 229.1 | 229.0 | 231.5 | 13.2 | 1.1 |
| Gypsum building plasters, boards and laths..... | 1371-0102 | 12/93 | 173.6 | 173.6 | 174.9 | 13.8 | 0.7 |
| Other gypsum products..... | 1371-0116 | 12/99 | 127.9 | 127.8 | 132.9 | 1.2 | 4.0 |
| Glass containers..... | 138 | | 187.6 | 188.1 | 188.1 | 2.4 | 0.0 |
| Glass containers..... | 1381 | | 187.6 | 188.1 | 188.1 | 2.4 | 0.0 |

See footnotes at end of table.

Table 6. Producer price indexes and percent changes for commodity and service groupings and individual items, not seasonally adjusted — Continued
 [1982=100 unless otherwise indicated]

| Commodity | Commodity code | Other index base | Index | | | Percent change to June 2012 from: | |
|--|----------------|------------------|------------------------|-----------------------|------------------------|-----------------------------------|------------|
| | | | Feb. 2012 ¹ | May 2012 ¹ | June 2012 ¹ | June 2011 | May 2012 |
| Glass containers..... | 1381-01 | | 187.6 | 188.1 | 188.1 | 2.4 | 0.0 |
| Glass containers..... | 1381-0104 | 06/95 | 143.5 | 143.9 | 143.8 | 2.3 | -0.1 |
| Other nonmetallic minerals..... | 139 | | 231.8 | 233.6 | 234.7 | 5.1 | 0.5 |
| Insulation materials..... | 1392 | | 162.4 | 163.1 | 163.5 | 5.0 | 0.2 |
| Mineral wool for thermal and acoustical envelope insulation..... | 1392-01 | | 150.3 | 150.9 | 151.5 | 6.5 | 0.4 |
| Mineral wool for thermal and acoustical envelope insulation.... | 1392-0105 | 06/07 | 114.5 | 115.0 | 115.4 | 6.4 | 0.3 |
| Mineral wool for industrial, equipment, and appliance insulation... | 1392-02 | | 161.0 | 161.5 | 161.5 | 2.0 | 0.0 |
| Mineral wool for industrial, equipment, and appliance insulation..... | 1392-0201 | | 161.0 | 161.5 | 161.5 | 2.0 | 0.0 |
| Paving mixtures and blocks..... | 1394 | | 313.6 | 318.4 | 322.2 | 6.6 | 1.2 |
| Paving mixtures and blocks..... | 1394-01 | | 313.6 | 318.4 | 322.2 | 6.6 | 1.2 |
| Paving mixtures and blocks..... | 1394-0113 | 12/03 | 221.2 | 224.6 | 227.3 | 6.6 | 1.2 |
| Cut stone and stone products..... | 1395 | 12/84 | 147.8 | 147.8 | 147.8 | 0.0 | 0.0 |
| Cut stone and stone products..... | 1395-01 | 12/84 | 147.8 | 147.8 | 147.8 | 0.0 | 0.0 |
| Dressed dimension granite (including gneiss, syenite, diorite, and cut granite)..... | 1395-0111 | 12/84 | 139.2 | 139.2 | 139.2 | 0.0 | 0.0 |
| Dressed dimension limestone (incl dolomite, travertine, calcareous, & tufa)..... | 1395-0121 | 12/84 | 167.1 | 166.8 | 166.9 | -0.1 | 0.1 |
| Dressed dimension marble and other stone..... | 1395-0151 | 12/04 | 102.1 | 102.1 | 102.1 | 0.0 | 0.0 |
| Gaskets, packing, and sealing devices..... | 1398 | 12/85 | 185.8 | 185.9 | 186.2 | 4.8 | 0.2 |
| Gaskets and gasketing material..... | 1398-01 | 12/85 | 211.7 | 212.1 | 212.7 | 4.5 | 0.3 |
| Nonmetallic gaskets and gasketing..... | 1398-0111 | 12/90 | 174.4 | 175.2 | 176.0 | 5.3 | 0.5 |
| Metallic gaskets and machined seals..... | 1398-0112 | 12/90 | 181.7 | 181.3 | 181.3 | 3.1 | 0.0 |
| Packing and sealing..... | 1398-02 | 12/85 | 166.0 | 165.8 | 165.8 | 5.1 | 0.0 |
| Compression packings..... | 1398-0211 | 12/90 | 177.5 | 177.5 | 177.5 | 7.1 | 0.0 |
| Molded packing and sealing devices..... | 1398-0212 | 12/90 | 153.4 | 153.6 | 153.6 | 7.0 | 0.0 |
| Axial mechanical face seals..... | 1398-0213 | 12/90 | 169.8 | - | - | - | - |
| Rotary oil seals..... | 1398-0214 | 12/90 | 126.6 | 126.6 | 126.6 | 4.5 | 0.0 |
| Nonmetallic minerals and products, n.e.c..... | 1399 | 06/82 | 218.5 | 219.4 | 219.3 | 4.8 | 0.0 |
| Industrial sand..... | 1399-01 | 06/82 | 274.8 | 276.4 | 276.4 | 11.9 | 0.0 |
| Industrial glass sand..... | 1399-0101 | 06/82 | 300.5 | - | - | - | - |
| Industrial molding sand..... | 1399-0111 | 06/82 | 314.9 | 314.9 | 314.9 | 23.1 | 0.0 |
| Other industrial sand..... | 1399-0121 | 06/82 | 232.9 | 236.0 | 236.0 | 8.0 | 0.0 |
| Other nonmetallic minerals, n.e.c..... | 1399-02 | 06/84 | 221.9 | 223.2 | 222.8 | 4.6 | -0.2 |
| Minerals and earths ground or treated..... | 1399-0209 | 06/85 | 223.9 | 225.9 | 224.9 | 4.1 | -0.4 |
| Dimension stone..... | 1399-0211 | 06/85 | 211.1 | 210.5 | 210.8 | 1.7 | 0.1 |
| Clay, excluding kaolin and ball clay..... | 1399-0214 | 06/90 | 169.2 | 170.6 | 170.3 | 4.4 | -0.2 |
| Miscellaneous nonmetallic minerals, n.e.c..... | 1399-0299 | 06/85 | 230.0 | 230.1 | 231.5 | 6.9 | 0.6 |
| Miscellaneous nonmetallic mineral products..... | 1399-03 | 12/85 | 169.8 | 169.8 | 170.1 | 2.2 | 0.2 |
| Dry-mixed concrete materials incl. sand, gravel, mortar and cement premixes..... | 1399-0312 | 12/11 | 100.8 | 100.8 | 100.8 | - | 0.0 |
| Other nonmetallic mineral products..... | 1399-0313 | 12/11 | 103.2 | 103.8 | 103.8 | - | 0.0 |
| Transportation equipment..... | 14 | | 168.8 | 168.7 | 168.9 | 2.0 | 0.1 |
| Motor vehicles and equipment..... | 141 | | 141.5 | 141.2 | 141.2 | 1.7 | 0.0 |
| Motor vehicles..... | 1411 | | 143.9 | 142.9 | 142.9 | 2.0 | 0.0 |
| Passenger cars..... | 1411-01 | | 131.0 | 131.0 | 130.7 | 0.6 | -0.2 |
| Passenger cars..... | 1411-0131 | 06/82 | 130.7 | 130.7 | 130.4 | 0.6 | -0.2 |
| Motorcycles..... | 1411-04 | | 182.2 | - | - | - | - |
| Motorcycles..... | 1411-0401 | | 196.3 | - | - | - | - |
| Trucks, 14,000 lbs. and under..... | 1411-05 | | 159.0 | 157.2 | 157.3 | 2.7 | 0.1 |
| Trucks, 14,000 lbs. and under..... | 1411-0571 | 12/82 | 153.0 | 151.3 | 151.4 | 2.8 | 0.1 |
| Trucks, over 14,000 lbs. GVW..... | 1411-06 | | 204.4 | 204.4 | 204.7 | 2.8 | 0.1 |
| Trucks, over 14,000 lbs. GVW..... | 1411-0684 | 12/05 | 123.4 | 123.4 | 123.6 | 2.8 | 0.2 |
| Truck, truck tractors, and bus chassis (chassis of own manufacture) 14,001 to 33,000 lbs..... | 1411-06841 | 06/11 | 101.3 | 101.3 | 101.6 | 1.6 | 0.3 |
| Truck, truck tractors, and buses chassis (chassis of own manufacturer) 33,001 lbs or more..... | 1411-06842 | 06/11 | 103.5 | 103.5 | 103.5 | 3.5 | 0.0 |
| Buses, including military and firefighting vehicles (chassis of own manufacture)..... | 1411-06843 | 06/11 | 101.6 | 101.6 | 102.0 | 2.0 | 0.4 |
| Motor vehicles parts..... | 1412 | | 124.5 | 125.2 | 125.1 | 1.1 | -0.1 |
| Motor vehicles parts..... | 1412-05 | 12/03 | 111.6 | 112.2 | 112.1 | 1.0 | -0.1 |
| Gasoline engines and engine parts..... | 1412-0501 | 12/03 | 117.8 | 118.3 | 117.6 | 0.2 | -0.6 |
| Motor vehicle steering and suspension parts..... | 1412-0502 | 12/03 | 107.1 | 107.9 | 107.3 | 0.4 | -0.6 |
| Motor vehicle transmission and power train..... | 1412-0503 | 12/03 | 107.9 | 109.8 | 110.0 | 1.9 | 0.2 |
| Motor vehicle brake systems..... | 1412-0504 | 12/03 | 111.0 | 110.9 | 110.9 | 1.7 | 0.0 |
| Filters for internal combustion engines and motor vehicles..... | 1412-0505 | 12/03 | 117.3 | 117.3 | 117.3 | 1.7 | 0.0 |
| Exhaust systems..... | 1412-0506 | 12/03 | 125.1 | 124.8 | 125.0 | 0.4 | 0.2 |

See footnotes at end of table.

Table 6. Producer price indexes and percent changes for commodity and service groupings and individual items, not seasonally adjusted — Continued
 [1982=100 unless otherwise indicated]

| Commodity | Commodity code | Other index base | Index | | | Percent change to June 2012 from: | |
|--|----------------|------------------|------------------------|-----------------------|------------------------|-----------------------------------|----------|
| | | | Feb. 2012 ¹ | May 2012 ¹ | June 2012 ¹ | June 2011 | May 2012 |
| Other motor vehicle parts..... | 1412-0508 | 12/03 | 111.9 | 112.4 | 112.0 | 1.0 | -0.4 |
| Motorcycle parts..... | 1412-0509 | 12/03 | 108.8 | 108.8 | 108.8 | 2.0 | 0.0 |
| Vehicle seating and interior trim..... | 1412-0511 | 06/04 | 101.2 | 101.1 | 101.2 | 0.8 | 0.1 |
| Automobile trimmings..... | 1412-05111 | 06/09 | 97.5 | 97.4 | 97.5 | 0.7 | 0.1 |
| Seats for public conveyance and aircraft..... | 1412-05113 | 06/09 | 99.5 | 99.3 | 99.4 | 0.3 | 0.1 |
| Motor vehicle air conditioning..... | 1412-0512 | 12/11 | 100.2 | 100.2 | 100.2 | - | 0.0 |
| Truck and bus bodies..... | 1413 | 12/82 | 223.4 | 224.2 | 225.4 | 2.2 | 0.5 |
| Truck and bus bodies sold separately..... | 1413-01 | 12/82 | 227.2 | 227.2 | 227.2 | 1.5 | 0.0 |
| Van bodies, sold separately..... | 1413-0141 | 12/08 | 101.9 | 101.9 | 101.9 | 1.0 | 0.0 |
| Other truck and vehicle bodies, sold separately..... | 1413-015 | 12/08 | 103.5 | 103.5 | 103.5 | 2.6 | 0.0 |
| Dump truck bodies, sold separately..... | 1413-0151 | 12/08 | 96.3 | 96.3 | 96.3 | 2.7 | 0.0 |
| All other truck and vehicle bodies, sold separately..... | 1413-0152 | 12/08 | 104.5 | 104.5 | 104.5 | 2.7 | 0.0 |
| Complete vehicles on purchased chassis..... | 1413-02 | 12/82 | 218.6 | 220.2 | 222.7 | 3.1 | 1.1 |
| Buses and firefighting vehicles, complete, produced on purchased chassis..... | 1413-027 | 12/08 | 105.4 | 106.7 | 106.7 | 1.8 | 0.0 |
| Buses, complete, produced on purchased chassis..... | 1413-0271 | 12/08 | 107.9 | 108.2 | 108.2 | 1.4 | 0.0 |
| Other trucks and vehicles, complete, produced on purchased chassis, including upfitting..... | 1413-029 | 12/08 | 101.1 | 101.4 | 103.5 | 4.3 | 2.1 |
| Other trucks and vehicles, complete, produced on purchased chassis, including upfitting..... | 1413-0293 | 12/08 | 101.1 | 101.4 | 103.5 | 4.3 | 2.1 |
| Truck trailers..... | 1414 | | 195.5 | 197.4 | 197.2 | 2.8 | -0.1 |
| Truck trailers..... | 1414-06 | 12/86 | 189.6 | 191.4 | 191.2 | 2.8 | -0.1 |
| Truck trailers and chassis, axle rating 10,000 lb or more..... | 1414-0602 | 12/86 | 189.8 | 191.8 | 191.6 | 3.0 | -0.1 |
| Truck trailers and chassis, axle rating less than 10,000 lb..... | 1414-0603 | 12/11 | 100.0 | 100.0 | 100.0 | - | 0.0 |
| Motor homes, built on purchased chassis..... | 1415 | 06/84 | 171.4 | 171.4 | 175.6 | 3.2 | 2.5 |
| Motor homes, built on purchased chassis..... | 1415-01 | 06/84 | 171.4 | 171.4 | 175.6 | 3.2 | 2.5 |
| Motor homes, built on purchased chassis..... | 1415-0101 | 06/84 | 171.4 | 171.4 | 175.6 | 3.2 | 2.5 |
| Travel trailers and campers..... | 1416 | 06/84 | 175.5 | 175.7 | 179.2 | 4.6 | 2.0 |
| Travel trailers..... | 1416-01 | 06/84 | 167.9 | 168.2 | 171.8 | 4.9 | 2.1 |
| Travel trailers..... | 1416-0101 | 06/84 | 167.9 | 168.2 | 171.8 | 4.9 | 2.1 |
| Conventional travel trailers..... | 1416-01016 | 12/11 | 100.5 | 100.5 | 101.9 | - | 1.4 |
| Fifth wheel travel trailers..... | 1416-01017 | 12/11 | 100.0 | 100.4 | 104.1 | - | 3.7 |
| Camping trailers, campers, pick-up covers, and parts..... | 1416-02 | 06/84 | 197.0 | 197.6 | 199.9 | 3.7 | 1.2 |
| Camping trailers, campers, pick-up covers, and parts..... | 1416-0201 | 06/84 | 197.0 | 197.6 | 199.9 | 3.7 | 1.2 |
| Truck campers, caps, and box covers..... | 1416-02012 | 12/11 | 100.7 | 101.2 | 102.7 | - | 1.5 |
| Other parts and components, excluding appliances and furnishings..... | 1416-02013 | 12/11 | 100.1 | 100.1 | 100.2 | - | 0.1 |
| Aircraft and aircraft equipment..... | 142 | | 250.9 | 251.5 | 252.2 | 2.9 | 0.3 |
| Civilian aircraft..... | 1421 | | 276.6 | 277.4 | 278.1 | 3.5 | 0.3 |
| Civilian aircraft..... | 1421-02 | 12/85 | 250.4 | 251.1 | 251.7 | 3.5 | 0.2 |
| Civilian aircraft..... | 1421-0206 | 12/03 | 135.6 | 135.9 | 136.3 | 3.5 | 0.3 |
| Aircraft engine and engine parts..... | 1423 | 12/85 | 210.0 | 210.2 | 211.3 | 3.7 | 0.5 |
| Aircraft engine and engine parts..... | 1423-01 | 12/85 | 210.0 | 210.2 | 211.3 | 3.7 | 0.5 |
| Aircraft engine and engine parts..... | 1423-0101 | 12/85 | 210.0 | 210.2 | 211.3 | 3.7 | 0.5 |
| Military aircraft engines..... | 1423-01011 | 12/11 | 102.7 | 101.4 | 103.5 | - | 2.1 |
| Civilian aircraft engines..... | 1423-01013 | 12/11 | 101.7 | 102.1 | 102.1 | - | 0.0 |
| Aeronautical services on aircraft engines..... | 1423-01015 | 12/11 | 102.5 | 103.1 | 103.1 | - | 0.0 |
| Aircraft engine parts and accessories..... | 1423-01017 | 12/11 | 102.0 | 101.9 | 102.7 | - | 0.8 |
| Parts and accessories for military aircraft engines..... | 1423-010175 | 12/11 | 105.1 | 100.2 | 105.2 | - | 5.0 |
| Parts and accessories for civilian aircraft engines..... | 1423-010177 | 12/11 | 101.3 | 102.2 | 102.2 | - | 0.0 |
| Other aircraft parts and equipment..... | 1425 | 06/85 | 170.6 | 171.0 | 171.3 | 0.0 | 0.2 |
| Other aircraft parts and equipment..... | 1425-01 | 06/85 | 170.6 | 171.0 | 171.3 | 0.0 | 0.2 |
| Aircraft propellers and helicopter rotors..... | 1425-0102 | 06/08 | 119.6 | 119.9 | 121.6 | - | 1.4 |
| Aircraft parts and auxiliary equipment..... | 1425-0103 | 06/08 | 103.3 | 103.7 | 103.6 | - | -0.1 |
| Aircraft mechanical power transmission equipment for civilian and military aircraft..... | 1425-01031 | 06/08 | 101.3 | 101.3 | 101.3 | - | 0.0 |
| Aircraft landing gear for civilian and military aircraft..... | 1425-01032 | 06/08 | 112.1 | 113.6 | 113.5 | - | -0.1 |
| Other aircraft subassemblies and parts for military aircraft..... | 1425-01033 | 06/08 | 109.7 | 110.0 | 109.9 | - | -0.1 |
| Other aircraft subassemblies and parts for civilian aircraft..... | 1425-01034 | 06/08 | 99.9 | 100.2 | 100.2 | - | 0.0 |
| Ships and boats..... | 143 | | 240.1 | 240.4 | 240.2 | 0.9 | -0.1 |
| Ships..... | 1431 | 12/85 | 221.3 | 221.0 | 220.6 | -0.2 | -0.2 |
| Military self-propelled ships, new construction..... | 1431-02 | 06/96 | 145.8 | 145.5 | 145.1 | -0.4 | -0.3 |
| Military self-propelled ships, new construction..... | 1431-0201 | 06/96 | 145.8 | 145.5 | 145.1 | -0.4 | -0.3 |
| Nonmilitary self-propelled ships, new construction..... | 1431-03 | 06/96 | 207.4 | 207.4 | 207.4 | 0.2 | 0.0 |
| Nonmilitary self-propelled ships, new construction..... | 1431-0301 | 12/85 | 316.6 | 316.6 | 316.6 | 0.2 | 0.0 |
| Nonpropelled ships, new construction..... | 1431-04 | 06/96 | 149.6 | 149.3 | 149.4 | 0.0 | 0.1 |
| Nonpropelled ships, new construction..... | 1431-0401 | 06/96 | 149.6 | 149.3 | 149.4 | 0.0 | 0.1 |

See footnotes at end of table.

Table 6. Producer price indexes and percent changes for commodity and service groupings and individual items, not seasonally adjusted — Continued
 [1982=100 unless otherwise indicated]

| Commodity | Commodity code | Other index base | Index | | | Percent change to June 2012 from: | |
|--|----------------|------------------|------------------------|-----------------------|------------------------|-----------------------------------|------------|
| | | | Feb. 2012 ¹ | May 2012 ¹ | June 2012 ¹ | June 2011 | May 2012 |
| Boats..... | 1432 | | 226.8 | 227.7 | 227.8 | 2.1 | 0.0 |
| Outboard motorboats, including commercial and military (except sailboats and lifeboats)..... | 1432-01 | | 240.8 | 242.3 | 242.9 | 3.8 | 0.2 |
| Outboard motorboats, wood or metal, incl. comm. and military (exc. sailboats and lifeboats)..... | 1432-0107 | 06/11 | 103.3 | 104.2 | 104.5 | 4.5 | 0.3 |
| Outboard motorboats, plastics/fiberglass, incl. comm. and mil. (exc. sailboats and lifeboats)..... | 1432-0108 | 06/11 | 102.7 | 103.1 | 103.3 | 3.3 | 0.2 |
| Inboard motorboats, including commercial and military (except sailboats and lifeboats)..... | 1432-02 | | 240.6 | 242.2 | 241.9 | 2.8 | -0.1 |
| Inboard cabin cruisers, including commercial and military (except sailboats and lifeboats)..... | 1432-0206 | 12/03 | 125.8 | 127.5 | 127.1 | 2.9 | -0.3 |
| Other inboard motorboats, including commercial and military (except sailboats and lifeboats)..... | 1432-0207 | 06/11 | 102.3 | 102.3 | 102.3 | 2.3 | 0.0 |
| Inboard-outdrive boats, including commercial and military (except sailboats and lifeboats)..... | 1432-03 | | 199.8 | 199.9 | 199.7 | -1.7 | -0.1 |
| Inboard-outdrive boats, cabin cruisers, incl. comm. and military (exc. sailboats and lifeboats)..... | 1432-0309 | 06/11 | 102.0 | 102.1 | 102.1 | 2.1 | 0.0 |
| All other inboard-outdrive boats, incl. comm. and military (except sailboats and lifeboats)..... | 1432-0310 | 12/03 | 114.7 | 114.7 | 114.5 | -2.7 | -0.2 |
| All other boats (excluding military and commercial)..... | 1432-04 | | 205.3 | 203.4 | 203.4 | 0.3 | 0.0 |
| All other boats (excluding military and commercial)..... | 1432-0406 | 12/03 | 116.3 | 115.2 | 115.2 | 0.3 | 0.0 |
| Railroad equipment..... | 144 | | 190.1 | 191.7 | 191.1 | 2.3 | -0.3 |
| Locomotives, new and rebuilt, including parts..... | 1441 | | 163.9 | 166.9 | 167.3 | 2.0 | 0.2 |
| Locomotives, new and rebuilt, including parts..... | 1441-04 | 12/01 | 126.6 | 128.9 | 129.2 | 2.0 | 0.2 |
| Locomotives, new and rebuilt, including parts..... | 1441-0402 | 12/01 | 126.6 | 128.9 | 129.2 | 2.0 | 0.2 |
| Railroad cars and car parts..... | 1442 | | 208.7 | 208.9 | 207.4 | 2.2 | -0.7 |
| Railway maintenance of way equipment & parts, railcar parts, & other railway vehicles..... | 1442-03 | | 167.9 | 171.2 | 170.9 | 4.1 | -0.2 |
| Air brake and other brake equipment..... | 1442-0303 | 12/03 | 99.9 | - | - | - | - |
| All other railroad and streetcar equipment, parts and accessories, incl. truck assemblies..... | 1442-0304 | 12/03 | 123.9 | 126.9 | 126.7 | 4.5 | -0.2 |
| Railroad cars..... | 1442-04 | | 163.4 | 162.5 | - | - | - |
| Railroad cars..... | 1442-0402 | 12/01 | 163.4 | 162.5 | - | - | - |
| Passenger and freight train cars, new (excluding parts)..... | 1442-040201 | 06/09 | 106.2 | 105.6 | - | - | - |
| Street, subway, trolley, and rapid transit cars, new and rebuilt..... | 1442-040202 | 06/09 | 112.7 | - | - | - | - |
| Transportation equipment, n.e.c..... | 149 | | 156.8 | 157.1 | 157.7 | 0.8 | 0.4 |
| Transportation equipment, n.e.c..... | 1491 | | 156.8 | 157.1 | 157.7 | 0.8 | 0.4 |
| Transportation equipment, n.e.c..... | 1491-11 | | 156.8 | 157.1 | 157.7 | 0.8 | 0.4 |
| Automobile and light truck trailers..... | 1491-1104 | 12/92 | 163.6 | 164.3 | 165.1 | 1.4 | 0.5 |
| All other miscellaneous transportation equipment, including all-terrain vehicles..... | 1491-1105 | 06/85 | 138.1 | - | - | - | - |
| All-terrain vehicles and parts..... | 1491-11051 | 06/08 | 98.2 | 98.2 | 98.3 | - | 0.1 |
| All other miscellaneous transportation equipment and parts..... | 1491-11052 | 06/08 | 104.0 | 104.2 | 105.6 | - | 1.3 |
| Miscellaneous products..... | 15 | | 234.4 | 234.6 | 234.6 | 2.9 | 0.0 |
| Toys, sporting goods, small arms, etc..... | 151 | | 152.2 | 152.9 | 152.2 | 0.9 | -0.5 |
| Toys, games, and children's vehicles..... | 1511 | | 148.2 | 148.5 | 148.1 | 3.3 | -0.3 |
| Toys, games, and children's vehicles..... | 1511-01 | | 148.2 | 148.5 | 148.1 | 3.3 | -0.3 |
| Nonelectronic games and puzzles (excl. toys), and electronic toys (incl. parts)..... | 1511-0152 | 06/85 | 141.1 | 141.1 | 140.4 | 1.9 | -0.5 |
| Nonelectronic games and puzzles, including parts..... | 1511-01521 | 12/07 | 112.6 | 112.6 | 112.6 | - | 0.0 |
| Electronic toys and games, incl. home video games (excl. disks)..... | 1511-01522 | 12/07 | 105.2 | 105.1 | 104.4 | - | -0.7 |
| Baby carriages and children's vehicles, excl. bicycles w/pneumatic tires..... | 1511-0153 | 06/85 | 113.2 | 117.3 | 117.3 | 3.6 | 0.0 |
| Other nonelectronic toys, including parts..... | 1511-0154 | 06/85 | 141.5 | 141.5 | 141.6 | 6.1 | 0.1 |
| Models, science & craft kits/supply, & collectors' miniatures..... | 1511-0155 | 06/85 | 181.2 | 181.7 | 181.7 | 0.4 | 0.0 |
| Dolls, toy animals, action figures and stuffed toys, incl. parts..... | 1511-0156 | 12/85 | 143.3 | 143.3 | 143.3 | 3.2 | 0.0 |
| Sporting and athletic goods..... | 1512 | | 134.2 | 134.6 | 133.8 | 0.8 | -0.6 |
| Sporting and athletic goods..... | 1512-01 | | 134.2 | 134.6 | 133.8 | 0.8 | -0.6 |
| Fishing tackle and equipment..... | 1512-0103 | 12/85 | 200.3 | 200.3 | 200.3 | 1.8 | 0.0 |
| Golf equipment, excluding apparel and shoes..... | 1512-0127 | 12/85 | 99.4 | 99.1 | 96.2 | -5.9 | -2.9 |
| Bicycles, adult tricycles, unicycles and parts..... | 1512-0182 | 12/84 | 127.8 | 128.8 | 128.6 | 2.5 | -0.2 |
| Bicycles, adult tricycles, and unicycles..... | 1512-01822 | 12/11 | 100.0 | 100.9 | 100.8 | - | -0.1 |
| Parts for bicycles, adult tricycles, and unicycles..... | 1512-01825 | 12/11 | 100.0 | 100.0 | 100.0 | - | 0.0 |
| Playground equipment..... | 1512-0185 | 12/98 | 190.0 | - | - | - | - |
| Gymnasium and exercise equipment..... | 1512-0192 | 12/98 | 114.0 | 114.7 | 114.9 | 0.4 | 0.2 |
| Other sporting and athletic goods..... | 1512-0193 | 12/85 | 134.9 | 135.6 | 135.3 | 4.1 | -0.2 |
| Small arms and ammunition..... | 1513 | | 255.6 | 258.9 | 258.6 | -1.0 | -0.1 |
| Small arms..... | 1513-01 | | 231.5 | 232.9 | 232.9 | -0.6 | 0.0 |

See footnotes at end of table.

Table 6. Producer price indexes and percent changes for commodity and service groupings and individual items, not seasonally adjusted — Continued
 [1982=100 unless otherwise indicated]

| Commodity | Commodity code | Other index base | Index | | | Percent change to June 2012 from: | |
|---|----------------|------------------|------------------------|-----------------------|------------------------|-----------------------------------|----------|
| | | | Feb. 2012 ¹ | May 2012 ¹ | June 2012 ¹ | June 2011 | May 2012 |
| Other small arms, 30mm & under or 1.18 in & under..... | 1513-0126 | 12/11 | 99.8 | 100.5 | 100.5 | — | 0.0 |
| Small arms ammunition..... | 1513-02 | | 298.2 | 302.5 | 304.6 | -1.2 | 0.7 |
| Small arms ammunition..... | 1513-0281 | 06/02 | 207.0 | 209.9 | 211.4 | -1.2 | 0.7 |
| Other small arms ammunition products..... | 1513-03 | 06/85 | 207.0 | 215.6 | 208.0 | -2.7 | -3.5 |
| Small arms ammunition primers..... | 1513-0301 | 06/85 | 203.7 | — | 206.4 | -10.8 | — |
| All other small arms ammunition products..... | 1513-0308 | 06/02 | 146.3 | 148.8 | 146.6 | 0.3 | -1.5 |
| Tobacco products, incl. stemmed & redried..... | 152 | | 626.0 | 626.2 | 627.6 | 5.4 | 0.2 |
| Cigarettes, including nontobacco..... | 1521 | | 760.5 | 760.5 | 760.5 | 5.3 | 0.0 |
| Cigarettes, including nontobacco..... | 1521-01 | | 760.5 | 760.5 | 760.5 | 5.3 | 0.0 |
| Cigarettes, including nontobacco..... | 1521-0105 | 12/04 | 146.2 | 146.2 | 146.2 | 5.4 | 0.0 |
| Stemmed and redried tobacco..... | 1524 | 06/84 | 101.9 | 101.6 | 101.6 | -0.5 | 0.0 |
| Stemmed and redried tobacco..... | 1524-02 | 06/84 | 100.5 | 100.3 | 100.3 | -0.5 | 0.0 |
| Stemmed and redried tobacco..... | 1524-0208 | 06/99 | 110.2 | 109.9 | 109.9 | -0.5 | 0.0 |
| Tobacco, unstemmed leaf, redried before packing..... | 1524-02081 | 12/11 | 100.0 | 100.0 | 100.0 | — | 0.0 |
| Tobacco, stemmed..... | 1524-02084 | 12/11 | 100.0 | 99.2 | — | — | — |
| Other tobacco products..... | 1525 | 12/05 | 126.2 | 126.7 | 129.3 | 6.4 | 2.1 |
| Other tobacco products..... | 1525-01 | 12/05 | 126.2 | 126.7 | 129.3 | 6.4 | 2.1 |
| Other tobacco products..... | 1525-0101 | 12/05 | 126.2 | 126.7 | 129.3 | 6.4 | 2.1 |
| Cigars..... | 1525-01011 | 12/11 | 100.0 | 101.0 | 101.0 | — | 0.0 |
| Chewing and smoking tobacco..... | 1525-01014 | 12/11 | 100.1 | 100.5 | 103.2 | — | 2.7 |
| Notions..... | 153 | | 193.3 | 192.2 | 192.9 | 0.0 | 0.4 |
| Needles, pins, and fasteners..... | 1532 | | 195.3 | 194.3 | 194.9 | 0.5 | 0.3 |
| Needles, pins, and fasteners..... | 1532-01 | | 195.3 | 194.3 | 194.9 | 0.5 | 0.3 |
| Buckles, non-slide fasteners, needles, and pins..... | 1532-0103 | 12/85 | 163.6 | 162.8 | 163.1 | 0.6 | 0.2 |
| Photographic equipment and supplies..... | 154 | | 124.5 | 128.5 | 128.6 | 15.9 | 0.1 |
| Photographic and photocopying equipment..... | 1541 | | 81.2 | 81.2 | 81.8 | 1.0 | 0.7 |
| Photographic and photocopying equipment..... | 1541-07 | 12/83 | 99.4 | 99.4 | 100.2 | 1.0 | 0.8 |
| Photographic and photocopying equipment..... | 1541-0701 | 12/83 | 99.4 | 99.4 | 100.2 | 1.0 | 0.8 |
| Motion picture equipment..... | 1541-07017 | 12/11 | 100.8 | 100.8 | 100.8 | — | 0.0 |
| All types of photographic & photocopying equipment, excluding motion picture equipment..... | 1541-0701A | 12/11 | 100.0 | 100.0 | 101.0 | — | 1.0 |
| Photographic supplies..... | 1542 | | 143.4 | 148.9 | 148.9 | 19.7 | 0.0 |
| Photographic supplies..... | 1542-06 | 12/83 | 140.8 | 146.3 | 146.3 | 19.8 | 0.0 |
| Photographic supplies..... | 1542-0601 | 12/83 | 140.8 | 146.3 | 146.3 | 19.8 | 0.0 |
| Mobile homes..... | 155 | | 241.2 | 242.9 | 246.7 | 4.9 | 1.6 |
| Manufactured homes (mobile homes), all sizes (incl. multisection)..... | 1553 | | 247.2 | 248.7 | 252.9 | 4.9 | 1.7 |
| Manufactured homes (mobile homes), all sizes (incl. multisection)..... | 1553-03 | 12/86 | 231.6 | 233.0 | 236.9 | 4.9 | 1.7 |
| Manufactured homes (mobile homes), all sizes (incl. multisection)..... | 1553-0301 | 12/86 | 231.6 | 233.0 | 236.9 | 4.9 | 1.7 |
| Medical, surgical & personal aid devices..... | 156 | | 172.9 | 172.0 | 172.5 | 0.4 | 0.3 |
| Surgical and medical instruments..... | 1562 | 06/82 | 137.0 | 136.7 | 137.0 | 0.1 | 0.2 |
| Surgical and medical instruments..... | 1562-01 | 06/82 | 137.0 | 136.7 | 137.0 | 0.1 | 0.2 |
| Surgical and medical instruments..... | 1562-0103 | 06/05 | 101.5 | 101.2 | 101.5 | 0.2 | 0.3 |
| Surgical and medical catheters..... | 1562-01031 | 12/11 | 99.2 | 98.9 | 98.7 | — | -0.2 |
| All other surgical and medical instruments and apparatus, incl. parts..... | 1562-01032 | 12/11 | 101.1 | 100.9 | 101.2 | — | 0.3 |
| Medical and surgical appliances and supplies..... | 1563 | 06/83 | 200.8 | 199.4 | 200.1 | 0.5 | 0.4 |
| Medical and surgical appliances and supplies..... | 1563-01 | 06/83 | 200.8 | 199.4 | 200.1 | 0.5 | 0.4 |
| Medical and surgical appliances and supplies..... | 1563-0104 | 12/03 | 111.0 | 110.2 | 110.6 | — | 0.4 |
| Artificial joints and limbs..... | 1563-01041 | 12/11 | 101.2 | 99.7 | 101.1 | — | 1.4 |
| Other orthopedic and prosthetic appliances..... | 1563-01042 | 12/11 | 99.5 | 98.9 | — | — | — |
| All other surgical and medical items..... | 1563-01044 | 12/11 | 100.3 | 99.8 | 99.8 | — | 0.0 |
| Ophthalmic goods..... | 1564 | 12/83 | 140.8 | 141.1 | 141.2 | 1.8 | 0.1 |
| Ophthalmic goods..... | 1564-01 | 12/83 | 140.8 | 141.1 | 141.2 | 1.8 | 0.1 |
| Ophthalmic fronts, temples, and focal and contact lenses..... | 1564-0107 | 12/11 | 102.5 | 102.9 | 102.9 | — | 0.0 |
| Other ophthalmic goods and prescription ground eyeglass lenses..... | 1564-0108 | 12/11 | 100.1 | 100.1 | 100.3 | — | 0.2 |
| Dental equipment and supplies..... | 1565 | 06/85 | 277.5 | 273.3 | 273.9 | -0.9 | 0.2 |
| Dental equipment and supplies..... | 1565-01 | 06/85 | 277.5 | 273.3 | 273.9 | -0.9 | 0.2 |
| Dental equipment and supplies..... | 1565-0107 | 12/05 | 141.9 | 139.8 | 140.0 | -0.9 | 0.1 |
| Professional dental equipment and supplies..... | 1565-01071 | 12/07 | 119.7 | 117.9 | 117.9 | — | 0.0 |
| Professional dental equipment..... | 1565-010711 | 12/07 | 111.9 | 111.9 | 111.9 | — | 0.0 |
| Professional dental supplies..... | 1565-010712 | 12/07 | 124.0 | 120.8 | 120.8 | — | 0.0 |
| Dental laboratory equipment and supplies..... | 1565-01072 | 12/07 | 149.6 | 147.2 | 148.4 | — | 0.8 |

See footnotes at end of table.

Table 6. Producer price indexes and percent changes for commodity and service groupings and individual items, not seasonally adjusted — Continued
 [1982=100 unless otherwise indicated]

| Commodity | Commodity code | Other index base | Index | | | Percent change to June 2012 from: | |
|--|----------------|------------------|------------------------|-----------------------|------------------------|-----------------------------------|----------|
| | | | Feb. 2012 ¹ | May 2012 ¹ | June 2012 ¹ | June 2011 | May 2012 |
| Other industrial safety equipment..... | 157 | | 237.3 | 241.4 | 239.8 | 0.8 | -0.7 |
| Personal safety equipment and clothing..... | 1571 | | 237.3 | 241.4 | 239.8 | 0.8 | -0.7 |
| Personal safety equipment and clothing..... | 1571-08 | 06/04 | 111.2 | 113.1 | 112.3 | 0.8 | -0.7 |
| Personal safety equipment and clothing..... | 1571-0802 | 06/04 | 111.2 | 113.1 | 112.3 | 0.8 | -0.7 |
| Other miscellaneous products..... | 159 | | 176.8 | 176.3 | 175.4 | 1.4 | -0.5 |
| Burial caskets..... | 1591 | | 314.0 | 314.0 | 314.0 | 4.6 | 0.0 |
| Burial caskets..... | 1591-01 | | 314.0 | 314.0 | 314.0 | 4.6 | 0.0 |
| Burial caskets..... | 1591-0109 | 12/04 | 143.9 | 143.9 | 143.9 | 4.6 | 0.0 |
| Metal burial caskets & coffins, completely lined & trimmed, adult sizes..... | 1591-01091 | 12/11 | 100.0 | 100.0 | 100.0 | - | 0.0 |
| Wood burial caskets & coffins, completely lined & trimmed, adult sizes..... | 1591-01093 | 12/11 | 100.0 | 100.0 | 100.0 | - | 0.0 |
| Other burial caskets & coffins, including burial boxes and vaults (except concrete and stone)..... | 1591-01095 | 12/11 | 100.0 | 100.0 | 100.0 | - | 0.0 |
| Musical instruments..... | 1593 | | 207.1 | 208.4 | 209.0 | 2.0 | 0.3 |
| Musical instruments..... | 1593-01 | | 207.1 | 208.4 | 209.0 | 2.0 | 0.3 |
| Nonelectronic pianos, organs, and nonelectronic piano and organ parts, excluding benches..... | 1593-0113 | 12/09 | 109.6 | 110.3 | 111.4 | 3.5 | 1.0 |
| Other musical instruments and parts..... | 1593-0117 | 06/85 | 196.7 | 197.9 | 198.2 | 1.8 | 0.2 |
| Other electronic musical instruments, excluding electronic organs..... | 1593-01171 | 12/09 | 101.3 | - | - | - | - |
| Other nonelectronic musical instruments..... | 1593-01172 | 12/09 | 104.5 | 105.1 | 105.1 | 2.3 | 0.0 |
| Other musical instrument parts & accessories, sold separately, excl. benches & instrument cases..... | 1593-01173 | 12/09 | 100.7 | 100.8 | 101.2 | 0.9 | 0.4 |
| Jewelry and jewelry products..... | 1594 | | 217.1 | 215.1 | 215.8 | 6.5 | 0.3 |
| Jewelry, gold and platinum..... | 1594-02 | | 238.6 | 237.5 | 238.6 | 8.3 | 0.5 |
| Jewelry, gold and platinum..... | 1594-0222 | 12/11 | 100.8 | 100.3 | 100.8 | - | 0.5 |
| Costume jewelry and novelties..... | 1594-04 | | 164.0 | 163.7 | 164.3 | 2.4 | 0.4 |
| Costume jewelry and novelties..... | 1594-0415 | 12/03 | 112.8 | 112.6 | 113.0 | 2.4 | 0.4 |
| Other jewelry and personal goods (excluding costume)..... | 1594-07 | 06/07 | 135.8 | 132.7 | 129.3 | 3.6 | -2.6 |
| Other jewelry and personal goods (excluding costume)..... | 1594-0714 | 06/07 | 135.8 | 132.7 | 129.3 | 3.6 | -2.6 |
| Jewelers' material and lapidary work..... | 1594-08 | 12/08 | 145.8 | 143.0 | 146.3 | 5.0 | 2.3 |
| Pens, pencils, and marking devices..... | 1595 | | 171.4 | 171.8 | 171.9 | 0.6 | 0.1 |
| Pens, markers, mechanical pencils, and associated parts..... | 1595-02 | 12/85 | 175.4 | 176.7 | 176.9 | 2.2 | 0.1 |
| Pens, markers, mechanical pencils, and associated parts..... | 1595-0210 | 12/85 | 175.4 | 176.7 | 176.9 | 2.2 | 0.1 |
| Lead pencils, art goods, office supplies and small office equipment, excluding paper..... | 1595-03 | 12/85 | 150.6 | 150.6 | 150.6 | -0.2 | 0.0 |
| Lead pencils, art goods, office supplies and small office equipment, excluding paper..... | 1595-0307 | 12/85 | 150.6 | 150.6 | 150.6 | -0.2 | 0.0 |
| Marking devices..... | 1595-04 | 12/85 | 158.4 | 158.4 | 158.4 | 0.6 | 0.0 |
| Marking devices..... | 1595-0406 | 12/05 | 111.1 | 111.1 | 111.1 | 0.6 | 0.0 |
| Watches, clocks, watchcases, and parts..... | 1596 | | 144.3 | 146.3 | 146.0 | 1.5 | -0.2 |
| Watches, clocks, watchcases, and parts..... | 1596-03 | 06/01 | 118.4 | 120.1 | 119.8 | 1.4 | -0.2 |
| Watches, clocks, watchcases, and parts..... | 1596-0313 | 06/04 | 111.0 | 112.6 | 112.4 | 1.5 | -0.2 |
| Brooms and brushes..... | 1597 | | 184.5 | 184.6 | 184.7 | 0.4 | 0.1 |
| Brooms and brushes..... | 1597-05 | 12/85 | 176.6 | 176.8 | 176.8 | 0.3 | 0.0 |
| Brooms, mops, and dusters..... | 1597-0501 | 12/85 | 187.1 | 187.2 | 187.2 | 0.0 | 0.0 |
| Brooms..... | 1597-05011 | 12/11 | 100.4 | 100.5 | 100.5 | - | 0.0 |
| Mops and dusters..... | 1597-05012 | 12/11 | 99.5 | - | - | - | - |
| Paint and varnish brushes and rollers..... | 1597-0502 | 12/85 | 157.5 | 157.5 | 157.7 | 0.1 | 0.1 |
| Other brushes, excl. paint and varnish brushes..... | 1597-0503 | 12/85 | 185.6 | 186.0 | 186.1 | 0.9 | 0.1 |
| Personal brushes..... | 1597-05031 | 12/11 | 100.0 | 100.0 | 100.0 | - | 0.0 |
| Brushes, other than personal..... | 1597-05032 | 12/11 | 100.3 | 100.7 | 100.7 | - | 0.0 |
| Miscellaneous products, n.e.c..... | 159A | 12/85 | 164.0 | 163.8 | 161.7 | -0.8 | -1.3 |
| Candles..... | 159A-01 | 12/85 | 178.4 | 178.4 | 178.6 | 2.4 | 0.1 |
| Candles..... | 159A-0101 | 12/85 | 178.4 | 178.4 | 178.6 | 2.4 | 0.1 |
| Signs and advertising displays..... | 159A-04 | 12/85 | 159.0 | 159.1 | 158.9 | 1.1 | -0.1 |
| Non-electric signs and displays..... | 159A-0402 | 12/85 | 176.6 | 176.8 | 176.0 | 1.6 | -0.5 |
| Electric signs and displays..... | 159A-0404 | 12/85 | 152.4 | 152.4 | 152.8 | 0.1 | 0.3 |
| Other miscellaneous fabricated products and recyclable materials, n.e.c..... | 159A-09 | 12/85 | 169.5 | 168.9 | 164.3 | -2.8 | -2.7 |
| Other miscellaneous fabricated products..... | 159A-0901 | 12/85 | 157.3 | 157.5 | 157.5 | 1.0 | 0.0 |
| Recyclable materials, n.e.c..... | 159A-0902 | 12/86 | 212.7 | 209.7 | 190.8 | -9.9 | -9.0 |
| Recyclable plastics..... | 159A-09022 | 12/11 | 121.1 | 121.5 | 103.3 | - | -15.0 |
| Other recyclable materials..... | 159A-09024 | 12/11 | 96.1 | 93.3 | 92.6 | - | -0.8 |
| Prerecorded audio and video media reproduction..... | 159C | 12/03 | 92.1 | 91.9 | 91.9 | 0.2 | 0.0 |
| Prerecorded audio and video media reproduction..... | 159C-01 | 12/03 | 92.1 | 91.9 | 91.9 | 0.2 | 0.0 |
| Reproduction of audio discs and video media..... | 159C-0101 | 12/03 | 92.9 | 92.7 | 92.7 | 0.2 | 0.0 |

See footnotes at end of table.

Table 6. Producer price indexes and percent changes for commodity and service groupings and individual items, not seasonally adjusted — Continued
 [1982=100 unless otherwise indicated]

| Commodity | Commodity code | Other index base | Index | | | Percent change to June 2012 from: | |
|--|----------------|------------------|------------------------|-----------------------|------------------------|-----------------------------------|-------------|
| | | | Feb. 2012 ¹ | May 2012 ¹ | June 2012 ¹ | June 2011 | May 2012 |
| Audio discs, full-length (including CDs and vinyl records) . . . | 159C-01011 | 12/10 | 102.8 | 102.3 | 102.3 | 2.5 | 0.0 |
| Reproduction of video recording media | 159C-01012 | 12/10 | 98.7 | 98.7 | 98.7 | -1.3 | 0.0 |
| All other reproduction of audio recording media, including cassettes | 159C-0106 | 12/03 | 90.5 | 90.5 | 90.5 | 0.0 | 0.0 |
| Services² | | | | | | | |
| Transportation services | 30 | 06/09 | 116.5 | 118.1 | 118.0 | 3.6 | -0.1 |
| Transportation of freight and mail | 301 | 06/09 | 114.9 | 116.5 | 116.0 | 2.9 | -0.4 |
| Rail transportation of freight and mail | 3011 | 12/08 | 113.6 | 116.6 | 116.4 | 3.1 | -0.2 |
| Rail transportation of freight and mail | 3011-01 | 12/08 | 113.6 | 116.6 | 116.4 | 3.1 | -0.2 |
| Rail transportation of freight and mail | 3011-0101 | 12/08 | 113.6 | 116.6 | 116.4 | 3.1 | -0.2 |
| Truck transportation of freight | 3012 | 06/09 | 110.4 | 112.1 | 111.0 | 2.4 | -1.0 |
| Local motor carrying | 3012-01 | 06/09 | 105.2 | 105.7 | 105.1 | 0.5 | -0.6 |
| Local motor carrying | 3012-0101 | 06/09 | 105.2 | 105.7 | 105.1 | 0.5 | -0.6 |
| Long-distance motor carrying | 3012-02 | 06/09 | 112.6 | 114.8 | 113.5 | 3.1 | -1.1 |
| Long-distance motor carrying | 3012-0201 | 06/09 | 112.6 | 114.8 | 113.5 | 3.1 | -1.1 |
| Water transportation of freight | 3013 | 06/09 | 120.2 | 125.6 | 125.6 | 1.4 | 0.0 |
| Deep sea water transportation of freight | 3013-01 | 12/08 | 93.6 | 98.0 | 97.5 | -6.0 | -0.5 |
| Deep sea water transportation of freight | 3013-0101 | 12/08 | 93.6 | 98.0 | 97.5 | -6.0 | -0.5 |
| Coastal and intercoastal water transportation of freight | 3013-02 | 12/08 | 112.6 | 118.7 | 118.9 | 6.6 | 0.2 |
| Coastal and intercoastal water transportation of freight | 3013-0201 | 12/08 | 112.6 | 118.7 | 118.9 | 6.6 | 0.2 |
| Great Lakes-St Lawrence Seaway water transportation of freight | 3013-03 | 12/08 | 131.1 | 125.3 | 122.2 | 6.5 | -2.5 |
| Great Lakes-St Lawrence Seaway water transportation of freight | 3013-0301 | 12/08 | 131.1 | 125.3 | 122.2 | 6.5 | -2.5 |
| Inland waterways transportation of freight | 3013-04 | 12/08 | 110.8 | 115.6 | 116.6 | 7.5 | 0.9 |
| Inland waterways transportation of freight | 3013-0401 | 12/08 | 110.8 | 115.6 | 116.6 | 7.5 | 0.9 |
| Air transportation of freight | 3014 | 12/08 | 115.6 | 115.8 | 115.8 | 1.8 | 0.0 |
| Air transportation of freight | 3014-01 | 12/08 | 115.6 | 115.8 | 115.8 | 1.8 | 0.0 |
| Air transportation of freight | 3014-0101 | 12/08 | 115.6 | 115.8 | 115.8 | 1.8 | 0.0 |
| Pipeline transportation (partial) | 3015 | 06/09 | 128.1 | 127.4 | 127.4 | 3.9 | 0.0 |
| Pipeline transportation of petroleum products | 3015-01 | 12/08 | 124.5 | 123.7 | 123.7 | 3.9 | 0.0 |
| Pipeline transportation of crude petroleum | 3015-0101 | 12/08 | 134.9 | 133.4 | 133.4 | 2.6 | 0.0 |
| Pipeline transportation of refined petroleum products | 3015-0102 | 12/08 | 113.3 | 113.1 | 113.1 | 5.5 | 0.0 |
| U.S. Postal Service, and courier and messenger services | 3016 | 06/09 | 117.3 | 118.0 | 118.3 | 4.3 | 0.3 |
| U.S. Postal Service | 3016-01 | 06/89 | 196.0 | 196.0 | 196.0 | 2.3 | 0.0 |
| First class mail | 3016-0101 | 06/89 | 179.8 | 179.8 | 179.8 | 2.3 | 0.0 |
| Periodicals (second class mail) | 3016-0102 | 06/89 | 232.9 | 232.9 | 232.9 | 1.9 | 0.0 |
| Standard class A (third class mail) | 3016-0103 | 06/89 | 227.3 | 227.3 | 227.3 | 2.2 | 0.0 |
| Standard class B (fourth class mail) | 3016-0104 | 06/89 | 229.4 | 229.4 | 229.4 | 2.1 | 0.0 |
| International mail | 3016-0105 | 06/89 | 170.5 | 170.5 | 170.5 | 5.5 | 0.0 |
| Special services and fees | 3016-0106 | 06/89 | 225.1 | 225.1 | 225.1 | 2.0 | 0.0 |
| Courier and messenger services, except air | 3016-02 | 04/09 | 123.9 | 124.6 | 125.4 | 6.5 | 0.6 |
| Courier and messenger services, except air | 3016-0201 | 04/09 | 123.9 | 124.6 | 125.4 | 6.5 | 0.6 |
| Air mail and package delivery services, excluding by USPS | 3016-03 | 04/09 | 136.7 | 139.5 | 139.7 | 5.0 | 0.1 |
| Air mail and package delivery services, excluding by USPS | 3016-0301 | 04/09 | 136.7 | 139.5 | 139.7 | 5.0 | 0.1 |
| Transportation of passengers (partial) | 302 | 06/09 | 124.7 | 125.9 | 127.4 | 6.3 | 1.2 |
| Rail transportation of passengers | 3021 | 12/08 | 108.6 | 108.6 | 108.7 | 3.6 | 0.1 |
| Rail transportation of passengers | 3021-01 | 12/08 | 108.6 | 108.6 | 108.7 | 3.6 | 0.1 |
| Rail transportation of passengers | 3021-0101 | 12/08 | 108.6 | 108.6 | 108.7 | 3.6 | 0.1 |
| Airline passenger services | 3022 | 12/08 | 115.1 | 116.2 | 117.6 | 6.3 | 1.2 |
| Airline passenger services | 3022-01 | 12/08 | 115.1 | 116.2 | 117.6 | 6.3 | 1.2 |
| Airline passenger services, domestic | 3022-0101 | 12/08 | 117.3 | 118.5 | 119.0 | 6.0 | 0.4 |
| Airline passenger services, international | 3022-0102 | 12/08 | 107.1 | 108.0 | 112.6 | 7.6 | 4.3 |
| Services related to transportation activities | 31 | 06/09 | 106.0 | 108.0 | 107.5 | 1.7 | -0.5 |
| Services related to water transportation | 311 | 06/09 | 108.7 | 109.5 | 109.0 | 2.1 | -0.5 |
| Towing, tugging, docking, and related services | 3111 | 03/09 | 108.9 | 109.8 | 108.9 | -0.1 | -0.8 |
| Towing, tugging, docking, and related services | 3111-01 | 03/09 | 108.9 | 109.8 | 108.9 | -0.1 | -0.8 |
| Towing, tugging, docking, and related services | 3111-0101 | 03/09 | 108.9 | 109.8 | 108.9 | -0.1 | -0.8 |
| Operation of port waterfront terminals | 3112 | 12/08 | 120.7 | 121.4 | 121.4 | 6.3 | 0.0 |
| Operation of port waterfront terminals | 3112-01 | 12/08 | 120.7 | 121.4 | 121.4 | 6.3 | 0.0 |
| Operation of port waterfront terminals | 3112-0101 | 12/08 | 120.7 | 121.4 | 121.4 | 6.3 | 0.0 |
| Marine cargo handling | 3113 | 12/08 | 104.7 | 105.4 | 105.2 | 2.5 | -0.2 |
| Marine cargo handling | 3113-01 | 12/08 | 104.7 | 105.4 | 105.2 | 2.5 | -0.2 |
| Marine cargo handling | 3113-0101 | 12/08 | 104.7 | 105.4 | 105.2 | 2.5 | -0.2 |

See footnotes at end of table.

Table 6. Producer price indexes and percent changes for commodity and service groupings and individual items, not seasonally adjusted — Continued
 [1982=100 unless otherwise indicated]

| Commodity | Commodity code | Other index base | Index | | | Percent change to June 2012 from: | |
|---|----------------|------------------|------------------------|-----------------------|------------------------|-----------------------------------|-------------|
| | | | Feb. 2012 ¹ | May 2012 ¹ | June 2012 ¹ | June 2011 | May 2012 |
| Services related to air transportation..... | 312 | 04/09 | 108.4 | 110.3 | 109.3 | 2.9 | -0.9 |
| Other airport operations, excluding aircraft maintenance and repair..... | 3121 | 04/09 | 108.4 | 110.3 | 109.3 | 2.9 | -0.9 |
| Other airport operations, excluding aircraft maintenance and repair..... | 3121-01 | 04/09 | 108.4 | 110.3 | 109.3 | 2.9 | -0.9 |
| Other airport operations, excluding aircraft maintenance and repair..... | 3121-0101 | 04/09 | 108.4 | 110.3 | 109.3 | 2.9 | -0.9 |
| Other services related to transportation activities (partial)..... | 313 | 06/09 | 104.0 | 106.4 | 106.0 | 1.1 | -0.4 |
| Arrangement of freight and cargo..... | 3131 | 12/08 | 103.3 | 106.6 | 105.9 | 0.9 | -0.7 |
| Arrangement of freight and cargo..... | 3131-01 | 12/08 | 103.3 | 106.6 | 105.9 | 0.9 | -0.7 |
| Arrangement of freight and cargo..... | 3131-0101 | 12/08 | 103.3 | 106.6 | 105.9 | 0.9 | -0.7 |
| Freight forwarding..... | 3132 | 12/08 | 93.8 | 94.5 | 94.5 | 1.5 | 0.0 |
| Freight forwarding..... | 3132-01 | 12/08 | 93.8 | 94.5 | 94.5 | 1.5 | 0.0 |
| Freight forwarding..... | 3132-0101 | 12/08 | 93.8 | 94.5 | 94.5 | 1.5 | 0.0 |
| Warehousing, storage, and related services..... | 32 | 12/08 | 98.7 | 98.5 | 98.2 | -3.0 | -0.3 |
| Warehousing, storage, and related services..... | 321 | 12/08 | 98.7 | 98.5 | 98.2 | -3.0 | -0.3 |
| Warehousing, storage, and related services..... | 3211 | 12/08 | 98.7 | 98.5 | 98.2 | -3.0 | -0.3 |
| Warehousing, storage, and related services..... | 3211-01 | 12/08 | 98.7 | 98.5 | 98.2 | -3.0 | -0.3 |
| Warehousing, storage, and related services..... | 3211-0101 | 12/08 | 98.7 | 98.5 | 98.2 | -3.0 | -0.3 |
| Publishing sales, excluding software..... | 33 | 06/09 | 105.1 | 106.0 | 106.2 | 2.6 | 0.2 |
| Book, periodical, and newspaper publishing sales and subscriptions.. | 331 | 06/09 | 105.7 | 106.8 | 107.1 | 3.1 | 0.3 |
| Sales of books..... | 3311 | | 330.5 | 336.3 | 336.4 | 4.0 | 0.0 |
| Sales of textbooks..... | 3311-01 | | 567.3 | 591.0 | 590.6 | 8.0 | -0.1 |
| Sales of textbooks..... | 3311-0101 | 06/88 | 362.3 | 377.4 | 377.2 | 8.0 | -0.1 |
| Sales of technical, scientific, and professional books..... | 3311-02 | | 377.0 | 383.3 | 385.1 | 4.1 | 0.5 |
| Sales of technical, scientific, and professional books..... | 3311-0201 | 06/88 | 294.5 | 299.4 | 300.8 | 4.1 | 0.5 |
| Sales of religious books..... | 3311-03 | | 193.5 | 193.5 | 194.2 | 0.3 | 0.4 |
| Sales of religious books..... | 3311-0301 | 06/88 | 146.9 | 146.9 | 147.4 | 0.3 | 0.3 |
| Sales of general adult and juvenile books..... | 3311-04 | | 199.4 | 198.3 | 198.1 | -0.4 | -0.1 |
| Sales of general adult and juvenile books..... | 3311-0402 | | 199.4 | 198.3 | 198.1 | -0.4 | -0.1 |
| Sales of general reference books..... | 3311-05 | | 164.7 | 169.6 | 168.6 | 2.2 | -0.6 |
| Sales of general reference books..... | 3311-0501 | 06/88 | 140.2 | 144.4 | 143.5 | 2.1 | -0.6 |
| Sales and subscriptions of periodicals and newspapers..... | 3312 | 06/09 | 103.9 | 104.3 | 104.7 | 2.1 | 0.4 |
| Sales and subscriptions of periodicals..... | 3312-01 | 06/07 | 104.3 | 104.8 | 105.1 | 0.7 | 0.3 |
| Sales and subscriptions of periodicals..... | 3312-0101 | 06/07 | 104.3 | 104.8 | 105.1 | 0.7 | 0.3 |
| Sales and subscriptions of newspapers..... | 3312-02 | | 297.5 | 298.4 | 300.5 | 4.9 | 0.7 |
| Sales and subscriptions of newspapers, daily and Sunday papers..... | 3312-0201 | 06/99 | 144.7 | 145.2 | 146.3 | 3.4 | 0.8 |
| Sales and subscriptions of newspapers, weekly and other papers..... | 3312-0202 | 06/99 | 138.1 | 138.1 | 138.1 | 14.1 | 0.0 |
| Directory, mailing list, and related compilations publishing sales..... | 332 | 12/08 | 98.6 | 98.6 | 98.6 | 0.4 | 0.0 |
| Directory, mailing list, and related compilations publishing sales..... | 3321 | 12/08 | 98.6 | 98.6 | 98.6 | 0.4 | 0.0 |
| Directory, mailing list, and related compilations publishing sales..... | 3321-01 | 12/08 | 98.6 | 98.6 | 98.6 | 0.4 | 0.0 |
| Directory, mailing list, and related compilations publishing sales..... | 3321-0101 | 12/08 | 98.6 | 98.6 | 98.6 | 0.4 | 0.0 |
| Greeting card publishing sales..... | 333 | 12/85 | 214.3 | 214.3 | 214.3 | 0.0 | 0.0 |
| Greeting card publishing sales..... | 3331 | 12/85 | 214.3 | 214.3 | 214.3 | 0.0 | 0.0 |
| Greeting card publishing sales..... | 3331-01 | 12/85 | 214.3 | 214.3 | 214.3 | 0.0 | 0.0 |
| Greeting card publishing sales..... | 3331-0101 | 12/85 | 214.3 | 214.3 | 214.3 | 0.0 | 0.0 |
| Calendars, yearbooks, and other miscellaneous publishing sales..... | 334 | 12/89 | 222.8 | 222.8 | 224.3 | 1.3 | 0.7 |
| Calendars, yearbooks, and other miscellaneous publishing sales..... | 3341 | 12/89 | 222.8 | 222.8 | 224.3 | 1.3 | 0.7 |
| Calendars, yearbooks, and other miscellaneous publishing sales..... | 3341-01 | 12/89 | 222.8 | 222.8 | 224.3 | 1.3 | 0.7 |
| Calendars, yearbooks, and other miscellaneous publishing sales..... | 3341-0101 | 12/89 | 222.8 | 222.8 | 224.3 | 1.3 | 0.7 |
| Internet publishing and broadcasting subscription, content access, and licensing sales..... | 335 | 12/09 | 102.1 | 103.0 | 102.8 | 1.8 | -0.2 |
| Internet publishing and broadcasting subscription, content access, and licensing sales..... | 3351 | 12/09 | 102.1 | 103.0 | 102.8 | 1.8 | -0.2 |
| Internet publishing and broadcasting subscription, content access, and licensing sales..... | 3351-01 | 12/09 | 102.1 | 103.0 | 102.8 | 1.8 | -0.2 |
| Internet publishing and broadcasting subscription, content access, and licensing sales..... | 3351-0101 | 12/09 | 102.1 | 103.0 | 102.8 | 1.8 | -0.2 |
| Software publishing..... | 34 | 06/09 | 93.5 | 93.7 | 93.7 | 0.4 | 0.0 |
| Application software publishing..... | 342 | 06/09 | 97.7 | 98.1 | 98.1 | 0.7 | 0.0 |

See footnotes at end of table.

Table 6. Producer price indexes and percent changes for commodity and service groupings and individual items, not seasonally adjusted — Continued
 [1982=100 unless otherwise indicated]

| Commodity | Commodity code | Other index base | Index | | | Percent change to June 2012 from: | |
|---|----------------|------------------|------------------------|-----------------------|------------------------|-----------------------------------|----------|
| | | | Feb. 2012 ¹ | May 2012 ¹ | June 2012 ¹ | June 2011 | May 2012 |
| Application software publishing..... | 3421 | 06/09 | 97.7 | 98.1 | 98.1 | 0.7 | 0.0 |
| Desktop and portable device application software publishing. | 3421-01 | 12/08 | 98.3 | 99.7 | 99.7 | -0.4 | 0.0 |
| Desktop and portable device application software publishing. .. | 3421-0101 | 12/08 | 98.3 | 99.7 | 99.7 | -0.4 | 0.0 |
| Application software publishing, cross-industry, vertical market, utilities, and other..... | 3421-03 | 12/08 | 101.0 | 101.9 | 101.9 | 2.5 | 0.0 |
| Application software publishing, cross-industry, vertical market, utilities, and other..... | 3421-0301 | 12/08 | 101.0 | 101.9 | 101.9 | 2.5 | 0.0 |
| Network compensation from broadcast and cable television and radio..... | 35 | 06/09 | 105.8 | 106.6 | 105.8 | 1.3 | -0.8 |
| Advertising space and time sales..... | 36 | 06/09 | 103.3 | 105.4 | 107.2 | 3.3 | 1.7 |
| Advertising space sales in periodicals, newspapers, directories, and mailing lists..... | 361 | 06/09 | 102.3 | 102.6 | 102.9 | 1.5 | 0.3 |
| Advertising space sales in periodicals and newspapers..... | 3611 | 06/09 | 101.6 | 101.9 | 102.3 | 1.4 | 0.4 |
| Advertising space sales in periodicals..... | 3611-01 | | 404.6 | 406.0 | 406.4 | 2.0 | 0.1 |
| Advertising space sales in specialized, business, and professional periodicals..... | 3611-0101 | 06/99 | 152.4 | 152.4 | 152.4 | 0.5 | 0.0 |
| Advertising space sales in general and consumer periodicals... | 3611-0102 | 06/99 | 162.1 | 162.7 | 163.0 | 2.3 | 0.2 |
| Advertising space sales in other periodicals..... | 3611-0103 | 06/07 | 102.4 | 102.4 | 102.4 | 0.5 | 0.0 |
| Advertising space sales in newspapers..... | 3611-02 | | 395.5 | 396.8 | 398.9 | 0.9 | 0.5 |
| Advertising space sales in newspapers, daily and Sunday papers..... | 3611-0201 | 06/99 | 142.6 | 143.2 | 144.0 | 1.0 | 0.6 |
| Advertising space sales in newspapers, weekly and other papers..... | 3611-0202 | 06/99 | 134.1 | 134.1 | 134.1 | 0.0 | 0.0 |
| Advertising space sales in directories and mailing lists..... | 3612 | 12/08 | 106.2 | 106.5 | 106.6 | 2.2 | 0.1 |
| Advertising space sales in directories and mailing lists..... | 3612-01 | 12/08 | 106.2 | 106.5 | 106.6 | 2.2 | 0.1 |
| Advertising space sales in directories and mailing lists..... | 3612-0101 | 12/08 | 106.2 | 106.5 | 106.6 | 2.2 | 0.1 |
| Television advertising time sales..... | 362 | 06/09 | 109.9 | 114.8 | 118.5 | 7.8 | 3.2 |
| Television advertising time sales..... | 3621 | 06/09 | 109.9 | 114.8 | 118.5 | 7.8 | 3.2 |
| Broadcast and network television advertising time sales..... | 3621-01 | 12/08 | 97.2 | 105.8 | 112.1 | 15.9 | 6.0 |
| Broadcast and network television advertising time sales..... | 3621-0101 | 12/08 | 97.2 | 105.8 | 112.1 | 15.9 | 6.0 |
| Cable network advertising time sales..... | 3621-02 | 12/08 | 109.1 | 109.2 | 109.4 | -1.1 | 0.2 |
| Cable network advertising time sales..... | 3621-0201 | 12/08 | 109.1 | 109.2 | 109.4 | -1.1 | 0.2 |
| Local cable system advertising time sales..... | 3621-03 | 12/08 | 101.7 | 101.7 | 101.7 | 0.5 | 0.0 |
| Local cable system advertising time sales..... | 3621-0301 | 12/08 | 101.7 | 101.7 | 101.7 | 0.5 | 0.0 |
| Radio advertising time sales..... | 363 | 03/09 | 94.8 | 100.0 | 101.4 | -0.9 | 1.4 |
| Radio advertising time sales..... | 3631 | 03/09 | 94.8 | 100.0 | 101.4 | -0.9 | 1.4 |
| Radio advertising time sales..... | 3631-01 | 03/09 | 94.8 | 100.0 | 101.4 | -0.9 | 1.4 |
| Radio advertising time sales..... | 3631-0101 | 03/09 | 94.8 | 100.0 | 101.4 | -0.9 | 1.4 |
| Internet advertising sales, excluding Internet advertising sold by print publishers..... | 365 | 12/09 | 92.1 | 92.0 | 94.6 | -5.7 | 2.8 |
| Internet advertising sales, excluding Internet advertising sold by print publishers..... | 3651 | 12/09 | 92.1 | 92.0 | 94.6 | -5.7 | 2.8 |
| Internet advertising sales, excluding Internet advertising sold by print publishers..... | 3651-01 | 12/09 | 92.1 | 92.0 | 94.6 | -5.7 | 2.8 |
| Internet advertising sales, excluding Internet advertising sold by print publishers..... | 3651-0101 | 12/09 | 92.1 | 92.0 | 94.6 | -5.7 | 2.8 |
| Telecommunication, cable, and internet user services..... | 37 | 06/09 | 100.8 | 100.8 | 100.8 | 0.5 | 0.0 |
| Wired telecommunication services..... | 371 | 06/09 | 102.7 | 102.6 | 102.8 | 1.3 | 0.2 |
| Residential wired telecommunication services..... | 3711 | 06/09 | 108.7 | 108.6 | 109.4 | 3.7 | 0.7 |
| Local residential wired telephone service..... | 3711-01 | 12/08 | 105.8 | 106.7 | 107.8 | 4.4 | 1.0 |
| Local residential wired telephone service..... | 3711-0101 | 12/08 | 105.8 | 106.7 | 107.8 | 4.4 | 1.0 |
| Long distance residential wired telephone service..... | 3711-02 | 03/09 | 117.3 | 115.0 | 115.2 | 1.8 | 0.2 |
| Long distance residential wired telephone service..... | 3711-0201 | 03/09 | 117.3 | 115.0 | 115.2 | 1.8 | 0.2 |
| All-distance residential wired telephone service..... | 3711-03 | 12/11 | 101.2 | 102.0 | 102.0 | - | 0.0 |
| All-distance residential wired telephone service..... | 3711-0301 | 12/11 | 101.2 | 102.0 | 102.0 | - | 0.0 |
| Business wired telecommunication services..... | 3712 | 06/09 | 96.0 | 96.0 | 95.8 | -0.9 | -0.2 |
| Local business wired telephone service..... | 3712-01 | 12/08 | 100.2 | 100.5 | 100.2 | 0.1 | -0.3 |
| Local business wired telephone service..... | 3712-0101 | 12/08 | 100.2 | 100.5 | 100.2 | 0.1 | -0.3 |
| Long distance business wired telephone service..... | 3712-02 | 04/09 | 92.1 | 91.6 | 90.9 | -3.5 | -0.8 |
| Private line wired telephone service..... | 3712-04 | 12/11 | 100.0 | 100.0 | 100.0 | - | 0.0 |
| Private line wired telephone service..... | 3712-0401 | 12/11 | 100.0 | 100.0 | 100.0 | - | 0.0 |
| Other wired telecommunication services..... | 3713 | 12/08 | 99.3 | 99.0 | 99.0 | -0.2 | 0.0 |
| Other wired telecommunication services..... | 3713-01 | 12/08 | 99.3 | 99.0 | 99.0 | -0.2 | 0.0 |
| Wireless telecommunication services..... | 372 | 06/09 | 90.8 | 90.6 | 90.3 | -2.6 | -0.3 |
| Cellular phone and other wireless telecommunication services, except paging..... | 3721 | 03/09 | 88.7 | 88.5 | 88.2 | -2.8 | -0.3 |

See footnotes at end of table.

Table 6. Producer price indexes and percent changes for commodity and service groupings and individual items, not seasonally adjusted — Continued
 [1982=100 unless otherwise indicated]

| Commodity | Commodity code | Other index base | Index | | | Percent change to June 2012 from: | |
|--|----------------|------------------|------------------------|-----------------------|------------------------|-----------------------------------|-------------|
| | | | Feb. 2012 ¹ | May 2012 ¹ | June 2012 ¹ | June 2011 | May 2012 |
| Cellular phone and other wireless telecommunication services, except paging..... | 3721-01 | 03/09 | 88.7 | 88.5 | 88.2 | -2.8 | -0.3 |
| Cellular phone and other wireless telecommunication services, except paging..... | 3721-0101 | 03/09 | 88.7 | 88.5 | 88.2 | -2.8 | -0.3 |
| Paging services..... | 3722 | 12/08 | 100.5 | 100.3 | 100.4 | -0.1 | 0.1 |
| Paging services..... | 3722-01 | 12/08 | 100.5 | 100.3 | 100.4 | -0.1 | 0.1 |
| Paging services..... | 3722-0101 | 12/08 | 100.5 | 100.3 | 100.4 | -0.1 | 0.1 |
| Cable and satellite subscriber services..... | 373 | 12/08 | 108.3 | 108.7 | 108.6 | 1.7 | -0.1 |
| Cable and satellite subscriber services..... | 3731 | 12/08 | 108.3 | 108.7 | 108.6 | 1.7 | -0.1 |
| Cable and satellite subscriber services..... | 3731-01 | 12/08 | 108.3 | 108.7 | 108.6 | 1.7 | -0.1 |
| Cable and satellite subscriber services..... | 3731-0101 | 12/08 | 108.3 | 108.7 | 108.6 | 1.7 | -0.1 |
| Internet access services..... | 374 | 03/09 | 98.0 | 98.1 | 98.1 | 0.5 | 0.0 |
| Internet access services..... | 3741 | 03/09 | 98.0 | 98.1 | 98.1 | 0.5 | 0.0 |
| Residential Internet access services..... | 3741-02 | 12/11 | 100.7 | 100.9 | 100.8 | - | -0.1 |
| Residential Internet access services..... | 3741-0201 | 12/11 | 100.7 | 100.9 | 100.8 | - | -0.1 |
| Business Internet access services..... | 3741-03 | 12/11 | 100.0 | 100.0 | 100.0 | - | 0.0 |
| Business Internet access services..... | 3741-0301 | 12/11 | 100.0 | 100.0 | 100.0 | - | 0.0 |
| Bundled wired telecommunications access services..... | 375 | 12/11 | 100.2 | 100.4 | 100.6 | - | 0.2 |
| Bundled wired telecommunications access services..... | 3751 | 12/11 | 100.2 | 100.4 | 100.6 | - | 0.2 |
| Bundled wired telecommunications access services..... | 3751-01 | 12/11 | 100.2 | 100.4 | 100.6 | - | 0.2 |
| Bundled wired telecommunications access services..... | 3751-0101 | 12/11 | 100.2 | 100.4 | 100.6 | - | 0.2 |
| Data processing and related services..... | 38 | 06/09 | 100.2 | 100.3 | 100.4 | 0.4 | 0.1 |
| Data processing and related services..... | 381 | 06/09 | 100.2 | 100.3 | 100.4 | 0.4 | 0.1 |
| Data processing and related services..... | 3811 | 06/09 | 100.2 | 100.3 | 100.4 | 0.4 | 0.1 |
| Hosting, ASP and other IT infrastructure provisioning services. . . | 3811-01 | 12/08 | 98.6 | 98.6 | 98.6 | 0.0 | 0.0 |
| Hosting, ASP and other IT infrastructure provisioning services..... | 3811-0101 | 12/08 | 98.6 | 98.6 | 98.6 | 0.0 | 0.0 |
| Business process management services..... | 3811-02 | 12/08 | 101.4 | 101.4 | 101.7 | 0.5 | 0.3 |
| Business process management services..... | 3811-0201 | 12/08 | 101.4 | 101.4 | 101.7 | 0.5 | 0.3 |
| Data management and storage, information transformation and other services..... | 3811-03 | 12/08 | 99.2 | 99.4 | 99.4 | 0.6 | 0.0 |
| Data management and storage, information transformation and other services..... | 3811-0301 | 12/08 | 99.2 | 99.4 | 99.4 | 0.6 | 0.0 |
| Credit intermediation services (partial)..... | 39 | 06/09 | 94.8 | 91.4 | 92.3 | -3.8 | 1.0 |
| Loan services (partial)..... | 391 | 06/09 | 153.6 | 148.7 | 146.4 | -3.8 | -1.5 |
| Business loans (partial)..... | 3911 | 04/09 | 226.5 | 218.5 | 219.2 | -0.1 | 0.3 |
| Business loans (partial)..... | 3911-01 | 04/09 | 226.5 | 218.5 | 219.2 | -0.1 | 0.3 |
| Business loans (partial)..... | 3911-0101 | 04/09 | 226.5 | 218.5 | 219.2 | -0.1 | 0.3 |
| Consumer loans (partial)..... | 3912 | 06/09 | 130.7 | 128.6 | 123.5 | -6.4 | -4.0 |
| Residential real estate loans (partial)..... | 3912-01 | 04/09 | 154.4 | 153.6 | 146.6 | -5.8 | -4.6 |
| Residential real estate loans, except home equity (partial). . . . | 3912-0101 | 04/09 | 144.5 | 144.0 | 135.6 | -8.2 | -5.8 |
| Home equity loans (partial)..... | 3912-0102 | 04/09 | 264.8 | 261.5 | 263.6 | 6.2 | 0.8 |
| Vehicle loans (partial)..... | 3912-02 | 04/09 | 110.5 | 99.4 | 99.2 | -11.0 | -0.2 |
| Vehicle loans (partial)..... | 3912-0201 | 04/09 | 110.5 | 99.4 | 99.2 | -11.0 | -0.2 |
| Credit cards, overdraft credit, and related plans (partial)..... | 3912-03 | 04/09 | 150.4 | 149.8 | 147.2 | -1.3 | -1.7 |
| Credit cards, overdraft credit, and related plans (partial)..... | 3912-0301 | 04/09 | 150.4 | 149.8 | 147.2 | -1.3 | -1.7 |
| Other loans and loan services (partial)..... | 3913 | 04/09 | 113.3 | 102.6 | 102.1 | -11.1 | -0.5 |
| Other loans and loan services (partial)..... | 3913-01 | 04/09 | 113.3 | 102.6 | 102.1 | -11.1 | -0.5 |
| Other loans and loan services (partial)..... | 3913-0101 | 04/09 | 113.3 | 102.6 | 102.1 | -11.1 | -0.5 |
| Deposit services (partial)..... | 392 | 04/09 | 57.0 | 53.9 | 58.7 | -1.8 | 8.9 |
| Deposit services (partial)..... | 3921 | 04/09 | 57.0 | 53.9 | 58.7 | -1.8 | 8.9 |
| Deposit services (partial)..... | 3921-01 | 04/09 | 57.0 | 53.9 | 58.7 | -1.8 | 8.9 |
| Deposit services (partial)..... | 3921-0101 | 04/09 | 57.0 | 53.9 | 58.7 | -1.8 | 8.9 |
| Other credit intermediation services, including trust services (partial)..... | 393 | 04/09 | 100.7 | 100.7 | 100.4 | -1.1 | -0.3 |
| Other credit intermediation services, including trust services (partial)..... | 3931 | 04/09 | 100.7 | 100.7 | 100.4 | -1.1 | -0.3 |
| Other credit intermediation services, including trust services (partial)..... | 3931-01 | 04/09 | 100.7 | 100.7 | 100.4 | -1.1 | -0.3 |
| Other credit intermediation services, including trust services (partial)..... | 3931-0101 | 04/09 | 100.7 | 100.7 | 100.4 | -1.1 | -0.3 |
| Investment services..... | 40 | 06/09 | 113.1 | 114.5 | 112.6 | -0.7 | -1.7 |
| Securities brokerage, dealing, investment advice, and related services..... | 401 | 06/09 | 104.3 | 103.7 | 102.3 | -2.7 | -1.4 |

See footnotes at end of table.

Table 6. Producer price indexes and percent changes for commodity and service groupings and individual items, not seasonally adjusted — Continued
 [1982=100 unless otherwise indicated]

| Commodity | Commodity code | Other index base | Index | | | Percent change to June 2012 from: | |
|--|----------------|------------------|------------------------|-----------------------|------------------------|-----------------------------------|------------|
| | | | Feb. 2012 ¹ | May 2012 ¹ | June 2012 ¹ | June 2011 | May 2012 |
| Securities brokerage, dealing, investment advice, and related services..... | 4011 | 06/09 | 104.3 | 103.7 | 102.3 | -2.7 | -1.4 |
| Securities brokerage, dealing, and investment advice..... | 4011-01 | 12/08 | 99.0 | 97.3 | 95.6 | -4.4 | -1.7 |
| Securities brokerage, dealing, and investment advice..... | 4011-0101 | 12/08 | 99.0 | 97.3 | 95.6 | -4.4 | -1.7 |
| Securities brokerage and dealing related services..... | 4011-02 | 12/08 | 112.3 | 114.0 | 113.5 | 2.5 | -0.4 |
| Securities brokerage and dealing related services..... | 4011-0201 | 12/08 | 112.3 | 114.0 | 113.5 | 2.5 | -0.4 |
| Portfolio management..... | 402 | 12/08 | 124.2 | 131.2 | 127.9 | 0.6 | -2.5 |
| Portfolio management..... | 4021 | 12/08 | 124.2 | 131.2 | 127.9 | 0.6 | -2.5 |
| Portfolio management..... | 4021-01 | 12/08 | 124.2 | 131.2 | 127.9 | 0.6 | -2.5 |
| Portfolio management..... | 4021-0101 | 12/08 | 124.2 | 131.2 | 127.9 | 0.6 | -2.5 |
| Investment banking..... | 403 | 12/08 | 125.1 | 125.4 | 123.0 | 3.5 | -1.9 |
| Investment banking..... | 4031 | 12/08 | 125.1 | 125.4 | 123.0 | 3.5 | -1.9 |
| Investment banking..... | 4031-01 | 12/08 | 125.1 | 125.4 | 123.0 | 3.5 | -1.9 |
| Investment banking..... | 4031-0101 | 12/08 | 125.1 | 125.4 | 123.0 | 3.5 | -1.9 |
| Insurance and annuities..... | 41 | 06/09 | 107.2 | 107.6 | 107.8 | 1.6 | 0.2 |
| Insurance..... | 411 | 06/09 | 107.8 | 108.1 | 108.2 | 2.3 | 0.1 |
| Insurance..... | 4111 | 06/09 | 107.8 | 108.1 | 108.2 | 2.3 | 0.1 |
| Life insurance..... | 4111-01 | 03/09 | 102.6 | 103.1 | 103.4 | 1.8 | 0.3 |
| Life insurance..... | 4111-0101 | 03/09 | 102.6 | 103.1 | 103.4 | 1.8 | 0.3 |
| Disability insurance, including accidental death..... | 4111-02 | 03/09 | 103.1 | 103.3 | 103.3 | 1.5 | 0.0 |
| Disability insurance, including accidental death..... | 4111-0201 | 03/09 | 103.1 | 103.3 | 103.3 | 1.5 | 0.0 |
| Health and medical insurance..... | 4111-03 | 03/09 | 112.7 | 113.0 | 113.0 | 2.5 | 0.0 |
| Health and medical insurance..... | 4111-0301 | 03/09 | 112.7 | 113.0 | 113.0 | 2.5 | 0.0 |
| Property and casualty insurance..... | 4111-04 | 03/09 | 106.8 | 107.0 | 107.2 | 2.4 | 0.2 |
| Property and casualty insurance..... | 4111-0401 | 03/09 | 106.8 | 107.0 | 107.2 | 2.4 | 0.2 |
| Annuities..... | 412 | 03/09 | 106.4 | 107.6 | 108.3 | -1.1 | 0.7 |
| Annuities..... | 4121 | 03/09 | 106.4 | 107.6 | 108.3 | -1.1 | 0.7 |
| Annuities..... | 4121-01 | 03/09 | 106.4 | 107.6 | 108.3 | -1.1 | 0.7 |
| Annuities..... | 4121-0101 | 03/09 | 106.4 | 107.6 | 108.3 | -1.1 | 0.7 |
| Commissions and fees from sales and administration of insurance policies (partial)..... | 42 | 06/09 | 100.5 | 100.7 | 100.7 | 0.4 | 0.0 |
| Commissions from sales of insurance..... | 421 | 06/09 | 100.5 | 100.7 | 100.7 | 0.4 | 0.0 |
| Commissions from sales of insurance..... | 4211 | 06/09 | 100.5 | 100.7 | 100.7 | 0.4 | 0.0 |
| Commissions from sales of life insurance and annuities..... | 4211-01 | 06/09 | 100.7 | 100.7 | 100.7 | 0.1 | 0.0 |
| Commissions from sales of life insurance and annuities..... | 4211-0101 | 06/09 | 100.7 | 100.7 | 100.7 | 0.1 | 0.0 |
| Commissions from sales of health and medical insurance..... | 4211-02 | 06/09 | 101.9 | 102.3 | 102.3 | 0.7 | 0.0 |
| Commissions from sales of health and medical insurance..... | 4211-0201 | 06/09 | 101.9 | 102.3 | 102.3 | 0.7 | 0.0 |
| Commissions from sales of property and casualty insurance..... | 4211-03 | 06/09 | 100.4 | 100.6 | 100.6 | 0.6 | 0.0 |
| Commissions from sales of property and casualty insurance..... | 4211-0301 | 06/09 | 100.4 | 100.6 | 100.6 | 0.6 | 0.0 |
| Commissions from sales of other insurance..... | 4211-04 | 06/09 | 98.8 | 98.8 | 98.8 | -0.3 | 0.0 |
| Commissions from sales of other insurance..... | 4211-0401 | 06/09 | 98.8 | 98.8 | 98.8 | -0.3 | 0.0 |
| Real estate services (partial)..... | 43 | 06/09 | 98.7 | 99.0 | 100.1 | 1.5 | 1.1 |
| Nonresidential real estate services..... | 431 | 06/09 | 99.9 | 100.3 | 102.2 | 2.7 | 1.9 |
| Nonresidential real estate rents..... | 4311 | 06/09 | 99.7 | 99.6 | 102.1 | 1.9 | 2.5 |
| Office buildings, gross rents..... | 4311-01 | 12/08 | 101.4 | 101.8 | 101.8 | 0.8 | 0.0 |
| Office buildings, gross rents..... | 4311-0101 | 12/08 | 101.4 | 101.8 | 101.8 | 0.8 | 0.0 |
| Retail properties, gross rents..... | 4311-02 | 04/09 | 100.2 | 100.1 | 101.3 | 0.4 | 1.2 |
| Retail properties, gross rents..... | 4311-0201 | 04/09 | 100.2 | 100.1 | 101.3 | 0.4 | 1.2 |
| Industrial buildings, gross rents..... | 4311-03 | 04/09 | 88.2 | 88.4 | 88.5 | 1.6 | 0.1 |
| Industrial buildings, gross rents..... | 4311-0301 | 04/09 | 88.2 | 88.4 | 88.5 | 1.6 | 0.1 |
| Self-service storage and miniwarehouses, gross rents..... | 4311-04 | 12/08 | 99.2 | 100.1 | 100.6 | 1.7 | 0.5 |
| Self-service storage and miniwarehouses, gross rents..... | 4311-0401 | 12/08 | 99.2 | 100.1 | 100.6 | 1.7 | 0.5 |
| Other nonresidential buildings, gross rents..... | 4311-05 | 12/08 | 90.0 | 85.4 | 112.0 | 18.9 | 31.1 |
| Other nonresidential buildings, gross rents..... | 4311-0501 | 12/08 | 90.0 | 85.4 | 112.0 | 18.9 | 31.1 |
| Nonresidential property sales and leases including land, brokerage fees and commissions..... | 4312 | 12/08 | 99.4 | 102.6 | 102.5 | 6.2 | -0.1 |
| Nonresidential property sales and leases including land, brokerage fees and commissions..... | 4312-01 | 12/08 | 99.4 | 102.6 | 102.5 | 6.2 | -0.1 |
| Nonresidential property sales and leases including land, brokerage fees and commissions..... | 4312-0101 | 12/08 | 99.4 | 102.6 | 102.5 | 6.2 | -0.1 |
| Nonresidential property management fees..... | 4313 | 12/08 | 93.1 | 92.5 | 93.0 | 1.4 | 0.5 |
| Nonresidential property management fees..... | 4313-01 | 12/08 | 93.1 | 92.5 | 93.0 | 1.4 | 0.5 |
| Nonresidential property management fees..... | 4313-0101 | 12/08 | 93.1 | 92.5 | 93.0 | 1.4 | 0.5 |
| Residential real estate services (partial)..... | 432 | 06/09 | 96.0 | 96.0 | 96.2 | -0.2 | 0.2 |

See footnotes at end of table.

Table 6. Producer price indexes and percent changes for commodity and service groupings and individual items, not seasonally adjusted — Continued
 [1982=100 unless otherwise indicated]

| Commodity | Commodity code | Other index base | Index | | | Percent change to June 2012 from: | |
|--|----------------|------------------|------------------------|-----------------------|------------------------|-----------------------------------|------------|
| | | | Feb. 2012 ¹ | May 2012 ¹ | June 2012 ¹ | June 2011 | May 2012 |
| Residential property sales and rental, brokerage fees and commissions..... | 4321 | 12/08 | 94.0 | 93.5 | 93.6 | -1.1 | 0.1 |
| Residential property sales and rental, brokerage fees and commissions..... | 4321-01 | 12/08 | 94.0 | 93.5 | 93.6 | -1.1 | 0.1 |
| Residential property sales and rental, brokerage fees and commissions..... | 4321-0101 | 12/08 | 94.0 | 93.5 | 93.6 | -1.1 | 0.1 |
| Residential property management fees..... | 4322 | 12/08 | 101.1 | 102.2 | 102.8 | 2.2 | 0.6 |
| Residential property management fees..... | 4322-01 | 12/08 | 101.1 | 102.2 | 102.8 | 2.2 | 0.6 |
| Residential property management fees..... | 4322-0101 | 12/08 | 101.1 | 102.2 | 102.8 | 2.2 | 0.6 |
| Real estate appraisal fees..... | 433 | 12/08 | 103.5 | 103.7 | 103.6 | 1.0 | -0.1 |
| Real estate appraisal fees..... | 4331 | 12/08 | 103.5 | 103.7 | 103.6 | 1.0 | -0.1 |
| Real estate appraisal fees..... | 4331-01 | 12/08 | 103.5 | 103.7 | 103.6 | 1.0 | -0.1 |
| Real estate appraisal fees..... | 4331-0101 | 12/08 | 103.5 | 103.7 | 103.6 | 1.0 | -0.1 |
| Rental and leasing of goods (partial)..... | 44 | 06/09 | 95.5 | 94.9 | 95.1 | -2.0 | 0.2 |
| Passenger car rental..... | 441 | 03/09 | 86.7 | 83.9 | 85.6 | -9.4 | 2.0 |
| Passenger car rental..... | 4411 | 03/09 | 86.7 | 83.9 | 85.6 | -9.4 | 2.0 |
| Passenger car rental..... | 4411-01 | 03/09 | 86.7 | 83.9 | 85.6 | -9.4 | 2.0 |
| Passenger car rental..... | 4411-0101 | 03/09 | 86.7 | 83.9 | 85.6 | -9.4 | 2.0 |
| Truck, utility trailer, and RV rental and leasing..... | 442 | 06/09 | 106.6 | 107.4 | 109.1 | 5.6 | 1.6 |
| Truck rental and leasing..... | 4421 | 06/09 | 104.4 | 105.3 | 107.0 | 2.1 | 1.6 |
| Truck rental..... | 4421-01 | 12/08 | 120.3 | 122.5 | 125.2 | 2.1 | 2.2 |
| Truck rental..... | 4421-0101 | 12/08 | 120.3 | 122.5 | 125.2 | 2.1 | 2.2 |
| Truck leasing..... | 4421-02 | 12/08 | 101.1 | 101.1 | 102.3 | 2.0 | 1.2 |
| Truck leasing..... | 4421-0201 | 12/08 | 101.1 | 101.1 | 102.3 | 2.0 | 1.2 |
| Truck tractor rental and leasing..... | 4422 | 03/09 | 100.7 | 103.8 | 103.8 | 4.0 | 0.0 |
| Truck tractor rental and leasing..... | 4422-01 | 03/09 | 100.7 | 103.8 | 103.8 | 4.0 | 0.0 |
| Truck tractor rental and leasing..... | 4422-0101 | 03/09 | 100.7 | 103.8 | 103.8 | 4.0 | 0.0 |
| Truck trailer, utility trailer, and RV rental and leasing..... | 4423 | 12/08 | 97.1 | 86.7 | 87.2 | 10.2 | 0.6 |
| Truck trailer, utility trailer, and RV rental and leasing..... | 4423-01 | 12/08 | 97.1 | 86.7 | 87.2 | 10.2 | 0.6 |
| Truck trailer, utility trailer, and RV rental and leasing..... | 4423-0101 | 12/08 | 97.1 | 86.7 | 87.2 | 10.2 | 0.6 |
| Construction, mining, and forestry machinery and equipment rental and leasing..... | 443 | 03/09 | 101.8 | 103.4 | 99.8 | 2.0 | -3.5 |
| Construction, mining, and forestry machinery and equipment rental and leasing..... | 4431 | 03/09 | 101.8 | 103.4 | 99.8 | 2.0 | -3.5 |
| Construction, mining, and forestry machinery and equipment rental and leasing..... | 4431-01 | 03/09 | 101.8 | 103.4 | 99.8 | 2.0 | -3.5 |
| Construction, mining, and forestry machinery and equipment rental and leasing..... | 4431-0101 | 03/09 | 101.8 | 103.4 | 99.8 | 2.0 | -3.5 |
| Professional services (partial)..... | 45 | 06/09 | 104.6 | 104.7 | 104.8 | 1.5 | 0.1 |
| Legal services..... | 451 | 03/09 | 109.7 | 110.2 | 110.2 | 2.8 | 0.0 |
| Legal services..... | 4511 | 03/09 | 109.7 | 110.2 | 110.2 | 2.8 | 0.0 |
| Legal services..... | 4511-01 | 03/09 | 109.7 | 110.2 | 110.2 | 2.8 | 0.0 |
| Legal services..... | 4511-0101 | 03/09 | 109.7 | 110.2 | 110.2 | 2.8 | 0.0 |
| Accounting services (partial)..... | 452 | 06/09 | 98.2 | 97.1 | 97.3 | -0.6 | 0.2 |
| Accounting services, excluding payroll..... | 4521 | 06/09 | 98.2 | 97.1 | 97.3 | -0.6 | 0.2 |
| Financial auditing..... | 4521-01 | 12/08 | 94.6 | 94.5 | 95.0 | 0.7 | 0.5 |
| Financial auditing..... | 4521-0101 | 12/08 | 94.6 | 94.5 | 95.0 | 0.7 | 0.5 |
| Tax preparation and planning..... | 4521-02 | 04/09 | 101.4 | 99.7 | 99.6 | -1.1 | -0.1 |
| Tax preparation and planning..... | 4521-0201 | 04/09 | 101.4 | 99.7 | 99.6 | -1.1 | -0.1 |
| Bookkeeping and compilation..... | 4521-03 | 12/08 | 96.5 | 96.5 | 96.7 | 1.4 | 0.2 |
| Bookkeeping and compilation..... | 4521-0301 | 12/08 | 96.5 | 96.5 | 96.7 | 1.4 | 0.2 |
| Other accounting services, including billing and review..... | 4521-04 | 12/08 | 92.8 | 90.8 | 91.5 | -2.6 | 0.8 |
| Other accounting services, including billing and review..... | 4521-0401 | 12/08 | 92.8 | 90.8 | 91.5 | -2.6 | 0.8 |
| Architectural and engineering services..... | 453 | 06/09 | 101.8 | 102.2 | 102.2 | 1.3 | 0.0 |
| Architectural services..... | 4531 | 03/09 | 99.4 | 99.4 | 99.4 | 0.6 | 0.0 |
| Architectural services..... | 4531-01 | 03/09 | 99.4 | 99.4 | 99.4 | 0.6 | 0.0 |
| Architectural services..... | 4531-0101 | 03/09 | 99.4 | 99.4 | 99.4 | 0.6 | 0.0 |
| Engineering services..... | 4532 | 03/09 | 102.5 | 102.9 | 103.0 | 1.5 | 0.1 |
| Engineering services..... | 4532-01 | 03/09 | 102.5 | 102.9 | 103.0 | 1.5 | 0.1 |
| Engineering services..... | 4532-0101 | 03/09 | 102.5 | 102.9 | 103.0 | 1.5 | 0.1 |
| Management, scientific, and technical consulting services..... | 454 | 06/09 | 103.0 | 102.3 | 102.6 | 0.3 | 0.3 |
| Management consulting services..... | 4541 | 06/09 | 103.0 | 102.3 | 102.6 | 0.3 | 0.3 |
| Administrative and general management consulting services..... | 4541-01 | 12/08 | 106.2 | 104.9 | 105.2 | 2.1 | 0.3 |

See footnotes at end of table.

Table 6. Producer price indexes and percent changes for commodity and service groupings and individual items, not seasonally adjusted — Continued
 [1982=100 unless otherwise indicated]

| Commodity | Commodity code | Other index base | Index | | | Percent change to June 2012 from: | |
|--|----------------|------------------|------------------------|-----------------------|------------------------|-----------------------------------|----------|
| | | | Feb. 2012 ¹ | May 2012 ¹ | June 2012 ¹ | June 2011 | May 2012 |
| Administrative and general management consulting services. . . | 4541-0101 | 12/08 | 106.2 | 104.9 | 105.2 | 2.1 | 0.3 |
| Human resources consulting services. | 4541-02 | 12/08 | 99.6 | 99.9 | 99.9 | -1.7 | 0.0 |
| Human resources consulting services. | 4541-0201 | 12/08 | 99.6 | 99.9 | 99.9 | -1.7 | 0.0 |
| Marketing consulting services. | 4541-03 | 12/08 | 97.4 | 97.4 | 97.4 | -5.0 | 0.0 |
| Marketing consulting services. | 4541-0301 | 12/08 | 97.4 | 97.4 | 97.4 | -5.0 | 0.0 |
| Process, physical distribution, and logistics consulting services. . . | 4541-04 | 12/08 | 106.8 | 105.6 | 107.0 | 2.0 | 1.3 |
| Process, physical distribution, and logistics consulting services. | 4541-0401 | 12/08 | 106.8 | 105.6 | 107.0 | 2.0 | 1.3 |
| Other management consulting services. | 4541-05 | 12/08 | 106.4 | 106.4 | 106.4 | 2.5 | 0.0 |
| Other management consulting services. | 4541-0501 | 12/08 | 106.4 | 106.4 | 106.4 | 2.5 | 0.0 |
| Advertising and related services (partial). | 455 | 12/08 | 100.5 | 100.7 | 100.9 | 1.7 | 0.2 |
| Advertising agency services. | 4551 | 12/08 | 100.5 | 100.7 | 100.9 | 1.7 | 0.2 |
| Advertising agency services. | 4551-01 | 12/08 | 100.5 | 100.7 | 100.9 | 1.7 | 0.2 |
| Advertising agency services. | 4551-0101 | 12/08 | 100.5 | 100.7 | 100.9 | 1.7 | 0.2 |
| Information technology (IT) technical support and consulting services (partial). | 456 | 12/08 | 103.8 | 103.8 | 103.8 | -0.2 | 0.0 |
| Information technology (IT) technical support and consulting services (partial). | 4561 | 12/08 | 103.8 | 103.8 | 103.8 | -0.2 | 0.0 |
| Information technology (IT) technical support and consulting services (partial). | 4561-01 | 12/08 | 103.8 | 103.8 | 103.8 | -0.2 | 0.0 |
| Information technology (IT) technical support and consulting services (partial). | 4561-0101 | 12/08 | 103.8 | 103.8 | 103.8 | -0.2 | 0.0 |
| Employment services. | 46 | 06/09 | 102.1 | 102.1 | 101.8 | 0.3 | -0.3 |
| Permanent placement services. | 461 | 03/09 | 96.9 | 98.6 | 98.9 | -1.3 | 0.3 |
| Permanent placement services. | 4611 | 03/09 | 96.9 | 98.6 | 98.9 | -1.3 | 0.3 |
| Permanent placement services. | 4611-01 | 03/09 | 96.9 | 98.6 | 98.9 | -1.3 | 0.3 |
| Permanent placement services. | 4611-0101 | 03/09 | 96.9 | 98.6 | 98.9 | -1.3 | 0.3 |
| Executive search services. | 462 | 12/08 | 99.0 | 99.0 | 99.0 | -0.1 | 0.0 |
| Executive search services. | 4621 | 12/08 | 99.0 | 99.0 | 99.0 | -0.1 | 0.0 |
| Executive search services. | 4621-01 | 12/08 | 99.0 | 99.0 | 99.0 | -0.1 | 0.0 |
| Executive search services. | 4621-0101 | 12/08 | 99.0 | 99.0 | 99.0 | -0.1 | 0.0 |
| Staffing services. | 463 | 06/09 | 102.4 | 102.2 | 101.9 | 0.4 | -0.3 |
| Temporary help services. | 4631 | 03/09 | 101.0 | 100.5 | 101.1 | 0.3 | 0.6 |
| Temporary help services. | 4631-01 | 03/09 | 101.0 | 100.5 | 101.1 | 0.3 | 0.6 |
| Temporary help services. | 4631-0101 | 03/09 | 101.0 | 100.5 | 101.1 | 0.3 | 0.6 |
| Co-employment staffing services. | 4632 | 12/08 | 104.4 | 104.7 | 103.3 | 0.5 | -1.3 |
| Co-employment staffing services. | 4632-01 | 12/08 | 104.4 | 104.7 | 103.3 | 0.5 | -1.3 |
| Co-employment staffing services. | 4632-0101 | 12/08 | 104.4 | 104.7 | 103.3 | 0.5 | -1.3 |
| Travel arrangement services (partial). | 47 | 06/09 | 101.2 | 101.1 | 100.9 | -1.1 | -0.2 |
| Arrangement of flights (partial). | 471 | 06/09 | 103.3 | 102.7 | 102.3 | -1.3 | -0.4 |
| Arrangement of international flights. | 4711 | 12/08 | 103.9 | 104.3 | 103.9 | 0.6 | -0.4 |
| Arrangement of international flights. | 4711-01 | 12/08 | 103.9 | 104.3 | 103.9 | 0.6 | -0.4 |
| Arrangement of international flights. | 4711-0101 | 12/08 | 103.9 | 104.3 | 103.9 | 0.6 | -0.4 |
| Arrangement of domestic flights. | 4712 | 12/08 | 91.4 | 90.5 | 90.1 | -2.3 | -0.4 |
| Arrangement of domestic flights. | 4712-01 | 12/08 | 91.4 | 90.5 | 90.1 | -2.3 | -0.4 |
| Arrangement of domestic flights. | 4712-0101 | 12/08 | 91.4 | 90.5 | 90.1 | -2.3 | -0.4 |
| Arrangement of vehicle rentals and lodging. | 472 | 12/08 | 85.7 | 86.0 | 84.4 | -6.4 | -1.9 |
| Arrangement of vehicle rentals and lodging. | 4721 | 12/08 | 85.7 | 86.0 | 84.4 | -6.4 | -1.9 |
| Arrangement of vehicle rentals and lodging. | 4721-01 | 12/08 | 85.7 | 86.0 | 84.4 | -6.4 | -1.9 |
| Arrangement of vehicle rentals and lodging. | 4721-0101 | 12/08 | 85.7 | 86.0 | 84.4 | -6.4 | -1.9 |
| Arrangement of cruises and tours. | 473 | 12/08 | 102.7 | 102.6 | 104.1 | 3.2 | 1.5 |
| Arrangement of cruises and tours. | 4731 | 12/08 | 102.7 | 102.6 | 104.1 | 3.2 | 1.5 |
| Arrangement of cruises and tours. | 4731-01 | 12/08 | 102.7 | 102.6 | 104.1 | 3.2 | 1.5 |
| Arrangement of cruises and tours. | 4731-0101 | 12/08 | 102.7 | 102.6 | 104.1 | 3.2 | 1.5 |
| Other travel arrangements (partial). | 474 | 12/08 | 108.0 | 108.0 | 108.0 | 0.2 | 0.0 |
| Other travel arrangements (partial). | 4741 | 12/08 | 108.0 | 108.0 | 108.0 | 0.2 | 0.0 |
| Other travel arrangements (partial). | 4741-01 | 12/08 | 108.0 | 108.0 | 108.0 | 0.2 | 0.0 |
| Other travel arrangements (partial). | 4741-0101 | 12/08 | 108.0 | 108.0 | 108.0 | 0.2 | 0.0 |
| Selected security services (partial). | 48 | 03/09 | 101.1 | 101.0 | 101.0 | 0.4 | 0.0 |
| Security guard services. | 481 | 03/09 | 101.1 | 101.0 | 101.0 | 0.4 | 0.0 |
| Security guard services. | 4811 | 03/09 | 101.1 | 101.0 | 101.0 | 0.4 | 0.0 |

See footnotes at end of table.

Table 6. Producer price indexes and percent changes for commodity and service groupings and individual items, not seasonally adjusted — Continued
 [1982=100 unless otherwise indicated]

| Commodity | Commodity code | Other index base | Index | | | Percent change to June 2012 from: | |
|--|----------------|------------------|------------------------|-----------------------|------------------------|-----------------------------------|-------------|
| | | | Feb. 2012 ¹ | May 2012 ¹ | June 2012 ¹ | June 2011 | May 2012 |
| Security guard services..... | 4811-01 | 03/09 | 101.1 | 101.0 | 101.0 | 0.4 | 0.0 |
| Security guard services..... | 4811-0101 | 03/09 | 101.1 | 101.0 | 101.0 | 0.4 | 0.0 |
| Cleaning and building maintenance services (partial)..... | 49 | 03/09 | 103.3 | 103.5 | 103.5 | 1.7 | 0.0 |
| Janitorial services..... | 491 | 03/09 | 103.3 | 103.5 | 103.5 | 1.7 | 0.0 |
| Janitorial services..... | 4911 | 03/09 | 103.3 | 103.5 | 103.5 | 1.7 | 0.0 |
| Janitorial services..... | 4911-01 | 03/09 | 103.3 | 103.5 | 103.5 | 1.7 | 0.0 |
| Janitorial services..... | 4911-0101 | 03/09 | 103.3 | 103.5 | 103.5 | 1.7 | 0.0 |
| Waste collection and remediation services (partial)..... | 50 | 12/08 | 109.8 | 110.2 | 109.7 | 1.0 | -0.5 |
| Waste collection..... | 501 | 12/08 | 109.8 | 110.2 | 109.7 | 1.0 | -0.5 |
| Solid waste collection..... | 5011 | 12/08 | 109.8 | 110.2 | 109.7 | 1.0 | -0.5 |
| Solid waste collection..... | 5011-01 | 12/08 | 109.8 | 110.2 | 109.7 | 1.0 | -0.5 |
| Solid waste collection..... | 5011-0101 | 12/08 | 109.8 | 110.2 | 109.7 | 1.0 | -0.5 |
| Health care services..... | 51 | 06/09 | 107.8 | 108.0 | 108.0 | 2.1 | 0.0 |
| Outpatient care (partial)..... | 511 | 06/09 | 106.3 | 106.6 | 106.5 | 1.6 | -0.1 |
| Outpatient care (partial)..... | 5111 | 06/09 | 106.3 | 106.6 | 106.5 | 1.6 | -0.1 |
| Physician care..... | 5111-01 | 03/09 | 106.1 | 106.2 | 106.1 | 1.1 | -0.1 |
| Physician care..... | 5111-0101 | 03/09 | 106.1 | 106.2 | 106.1 | 1.1 | -0.1 |
| Medical laboratory and diagnostic imaging center care..... | 5111-02 | 03/09 | 100.0 | 99.8 | 99.7 | 0.0 | -0.1 |
| Medical laboratory care..... | 5111-0201 | 03/09 | 99.5 | 99.2 | 99.0 | 0.1 | -0.2 |
| Diagnostic imaging center care..... | 5111-0202 | 03/09 | 100.7 | 100.7 | 100.7 | 0.0 | 0.0 |
| Home health and hospice care..... | 5111-03 | 12/08 | 102.4 | 102.4 | 102.4 | 0.7 | 0.0 |
| Home health and hospice care..... | 5111-0301 | 12/08 | 102.4 | 102.4 | 102.4 | 0.7 | 0.0 |
| Hospital outpatient care..... | 5111-04 | 12/08 | 111.1 | 111.5 | 111.6 | 2.7 | 0.1 |
| Hospital outpatient care..... | 5111-0401 | 12/08 | 111.1 | 111.5 | 111.6 | 2.7 | 0.1 |
| Dental care..... | 5111-05 | 06/10 | 103.4 | 103.9 | 103.8 | 2.0 | -0.1 |
| Dental care..... | 5111-0501 | 06/10 | 103.4 | 103.9 | 103.8 | 2.0 | -0.1 |
| Inpatient care..... | 512 | 06/09 | 109.5 | 109.6 | 109.7 | 2.5 | 0.1 |
| Inpatient care..... | 5121 | 06/09 | 109.5 | 109.6 | 109.7 | 2.5 | 0.1 |
| Hospital inpatient care..... | 5121-01 | 12/08 | 111.7 | 111.9 | 111.9 | 2.8 | 0.0 |
| Hospital inpatient care..... | 5121-0101 | 12/08 | 111.7 | 111.9 | 111.9 | 2.8 | 0.0 |
| Nursing home care..... | 5121-02 | 12/08 | 108.3 | 107.7 | 108.2 | 1.4 | 0.5 |
| Nursing home care..... | 5121-0201 | 12/08 | 108.3 | 107.7 | 108.2 | 1.4 | 0.5 |
| Intellectual and developmental disability center care..... | 5121-03 | 12/08 | 116.0 | 116.6 | 116.6 | 2.3 | 0.0 |
| Intellectual and developmental disability center care..... | 5121-0301 | 12/08 | 116.0 | 116.6 | 116.6 | 2.3 | 0.0 |
| Sales of blood and blood products, organs, and tissues..... | 513 | 03/09 | 103.9 | 103.7 | 103.8 | 1.6 | 0.1 |
| Sales of blood and blood products, organs, and tissues..... | 5131 | 03/09 | 103.9 | 103.7 | 103.8 | 1.6 | 0.1 |
| Sales of blood and blood products, organs, and tissues..... | 5131-01 | 03/09 | 103.9 | 103.7 | 103.8 | 1.6 | 0.1 |
| Sales of blood and blood products, organs, and tissues..... | 5131-0101 | 03/09 | 103.9 | 103.7 | 103.8 | 1.6 | 0.1 |
| Educational services (partial)..... | 52 | 12/08 | 101.4 | 101.4 | 101.4 | 0.5 | 0.0 |
| Computer training school services..... | 521 | 12/08 | 101.4 | 101.4 | 101.4 | 0.5 | 0.0 |
| Computer training school services..... | 5211 | 12/08 | 101.4 | 101.4 | 101.4 | 0.5 | 0.0 |
| Computer training school services..... | 5211-01 | 12/08 | 101.4 | 101.4 | 101.4 | 0.5 | 0.0 |
| Computer training school services..... | 5211-0101 | 12/08 | 101.4 | 101.4 | 101.4 | 0.5 | 0.0 |
| Accommodation services..... | 53 | 06/09 | 100.1 | 102.2 | 103.9 | 5.9 | 1.7 |
| Traveler accommodation services..... | 531 | 06/09 | 100.1 | 102.2 | 103.9 | 5.9 | 1.7 |
| Traveler accommodation services..... | 5311 | 06/09 | 100.1 | 102.2 | 103.9 | 5.9 | 1.7 |
| Guestroom or unit rental..... | 5311-01 | 03/09 | 103.6 | 106.0 | 107.9 | 6.4 | 1.8 |
| Guestroom or unit rental..... | 5311-0101 | 03/09 | 103.6 | 106.0 | 107.9 | 6.4 | 1.8 |
| Other traveler accommodation services..... | 5311-02 | 03/09 | 98.4 | 99.0 | 99.2 | 2.1 | 0.2 |
| Other traveler accommodation services..... | 5311-0201 | 03/09 | 98.4 | 99.0 | 99.2 | 2.1 | 0.2 |
| Food and beverage for immediate consumption services (partial)... | 54 | 06/09 | 105.7 | 106.2 | 105.8 | 3.6 | -0.4 |
| Food and beverage for immediate consumption services (partial).... | 541 | 06/09 | 105.7 | 106.2 | 105.8 | 3.6 | -0.4 |
| Food and nonalcoholic beverages for immediate consumption (partial)..... | 5411 | 04/09 | 105.5 | 105.7 | 105.2 | 3.4 | -0.5 |
| Food and nonalcoholic beverages for immediate consumption (partial)..... | 5411-01 | 04/09 | 105.5 | 105.7 | 105.2 | 3.4 | -0.5 |
| Food and nonalcoholic beverages for immediate consumption (partial)..... | 5411-0101 | 04/09 | 105.5 | 105.7 | 105.2 | 3.4 | -0.5 |
| Alcoholic beverages for immediate consumption (partial)..... | 5412 | 12/08 | 105.0 | 108.1 | 108.1 | 5.1 | 0.0 |
| Alcoholic beverages for immediate consumption (partial)..... | 5412-01 | 12/08 | 105.0 | 108.1 | 108.1 | 5.1 | 0.0 |
| Alcoholic beverages for immediate consumption (partial)..... | 5412-0101 | 12/08 | 105.0 | 108.1 | 108.1 | 5.1 | 0.0 |

See footnotes at end of table.

Table 6. Producer price indexes and percent changes for commodity and service groupings and individual items, not seasonally adjusted — Continued
 [1982=100 unless otherwise indicated]

| Commodity | Commodity code | Other index base | Index | | | Percent change to June 2012 from: | |
|---|----------------|------------------|------------------------|-----------------------|------------------------|-----------------------------------|----------|
| | | | Feb. 2012 ¹ | May 2012 ¹ | June 2012 ¹ | June 2011 | May 2012 |
| Repair and maintenance services (partial) | 55 | 06/09 | 109.8 | 110.6 | 111.3 | 3.5 | 0.6 |
| Commercial and industrial machinery and equipment repair and maintenance..... | 551 | 03/09 | 109.1 | 109.4 | 109.5 | 1.5 | 0.1 |
| Commercial and industrial machinery and equipment repair and maintenance..... | 5511 | 03/09 | 109.1 | 109.4 | 109.5 | 1.5 | 0.1 |
| Commercial and industrial machinery and equipment repair and maintenance..... | 5511-01 | 03/09 | 109.1 | 109.4 | 109.5 | 1.5 | 0.1 |
| Commercial and industrial machinery and equipment repair and maintenance..... | 5511-0101 | 03/09 | 109.1 | 109.4 | 109.5 | 1.5 | 0.1 |
| Motor vehicle repair and maintenance (partial)..... | 552 | 12/08 | 113.6 | 114.9 | 116.1 | 5.4 | 1.0 |
| Motor vehicle repair and maintenance (partial)..... | 5521 | 12/08 | 113.6 | 114.9 | 116.1 | 5.4 | 1.0 |
| Motor vehicle repair and maintenance (partial)..... | 5521-01 | 12/08 | 113.6 | 114.9 | 116.1 | 5.4 | 1.0 |
| Motor vehicle repair and maintenance (partial)..... | 5521-0101 | 12/08 | 113.6 | 114.9 | 116.1 | 5.4 | 1.0 |
| Ship repair and maintenance..... | 553 | 06/09 | 104.2 | 105.3 | 105.8 | 3.2 | 0.5 |
| Ship repair and maintenance..... | 5531 | 06/09 | 104.2 | 105.3 | 105.8 | 3.2 | 0.5 |
| Ship repair, military..... | 5531-01 | 12/08 | 104.7 | 105.7 | 105.9 | 3.1 | 0.2 |
| Ship repair, military..... | 5531-0101 | 12/08 | 104.7 | 105.7 | 105.9 | 3.1 | 0.2 |
| Ship repair, nonmilitary..... | 5531-02 | 12/08 | 100.2 | 101.3 | 102.5 | 2.5 | 1.2 |
| Ship repair, nonmilitary..... | 5531-0201 | 12/08 | 100.2 | 101.3 | 102.5 | 2.5 | 1.2 |
| Aircraft repair and maintenance..... | 554 | 04/09 | 107.8 | 107.2 | 107.2 | 0.8 | 0.0 |
| Aircraft repair and maintenance..... | 5541 | 04/09 | 107.8 | 107.2 | 107.2 | 0.8 | 0.0 |
| Aircraft repair and maintenance..... | 5541-01 | 04/09 | 107.8 | 107.2 | 107.2 | 0.8 | 0.0 |
| Aircraft repair and maintenance..... | 5541-0101 | 04/09 | 107.8 | 107.2 | 107.2 | 0.8 | 0.0 |
| Entertainment services (partial) | 56 | 06/09 | 104.0 | 104.3 | 105.1 | 1.4 | 0.8 |
| Membership dues and admissions and recreation facility use fees (partial)..... | 561 | 06/09 | 105.5 | 105.7 | 106.6 | 2.0 | 0.9 |
| Membership dues and admissions and recreation facility use fees (partial)..... | 5611 | 06/09 | 105.5 | 105.7 | 106.6 | 2.0 | 0.9 |
| Membership dues..... | 5611-01 | 04/09 | 103.0 | 103.6 | 103.7 | 1.4 | 0.1 |
| Membership dues, golf courses and country clubs..... | 5611-0101 | 04/09 | 105.4 | 106.7 | 107.0 | 3.0 | 0.3 |
| Membership dues, fitness and recreational sports centers..... | 5611-0102 | 04/09 | 101.2 | 101.2 | 101.2 | 0.4 | 0.0 |
| Admissions and recreational facilities use fees (partial)..... | 5611-02 | 12/08 | 108.6 | 108.3 | 110.6 | 3.2 | 2.1 |
| Admissions and recreational facilities use fees, golf courses and country clubs..... | 5611-0201 | 12/08 | 99.9 | 96.9 | 96.8 | -3.1 | -0.1 |
| Admissions and recreational facilities use fees, fitness and recreational sports centers..... | 5611-0202 | 12/08 | 110.4 | 110.2 | 110.2 | 2.3 | 0.0 |
| Admissions and recreational facilities use fees, amusement and theme parks..... | 5611-0203 | 12/08 | 116.8 | 118.4 | 123.3 | 7.6 | 4.1 |
| Recreational activity instruction fees (partial)..... | 562 | 12/08 | 107.4 | 107.4 | 107.4 | 3.2 | 0.0 |
| Recreational activity instruction fees (partial)..... | 5621 | 12/08 | 107.4 | 107.4 | 107.4 | 3.2 | 0.0 |
| Recreational activity instruction fees (partial)..... | 5621-01 | 12/08 | 107.4 | 107.4 | 107.4 | 3.2 | 0.0 |
| Recreational activity instruction fees (partial)..... | 5621-0101 | 12/08 | 107.4 | 107.4 | 107.4 | 3.2 | 0.0 |
| Gaming receipts (partial)..... | 563 | 12/08 | 103.8 | 104.3 | 104.9 | 0.7 | 0.6 |
| Gaming receipts (partial)..... | 5631 | 12/08 | 103.8 | 104.3 | 104.9 | 0.7 | 0.6 |
| Gaming receipts (partial)..... | 5631-01 | 12/08 | 103.8 | 104.3 | 104.9 | 0.7 | 0.6 |
| Gaming receipts (partial)..... | 5631-0101 | 12/08 | 103.8 | 104.3 | 104.9 | 0.7 | 0.6 |
| Amusement machine receipts (partial)..... | 564 | 12/08 | 83.1 | 83.1 | 83.1 | -0.1 | 0.0 |
| Amusement machine receipts (partial)..... | 5641 | 12/08 | 83.1 | 83.1 | 83.1 | -0.1 | 0.0 |
| Amusement machine receipts (partial)..... | 5641-01 | 12/08 | 83.1 | 83.1 | 83.1 | -0.1 | 0.0 |
| Amusement machine receipts (partial)..... | 5641-0101 | 12/08 | 83.1 | 83.1 | 83.1 | -0.1 | 0.0 |
| Wholesale trade services | 57 | 06/09 | 104.6 | 105.1 | 105.2 | 2.4 | 0.1 |
| Machinery and equipment and parts and supplies wholesaling..... | 571 | 06/09 | 105.4 | 107.1 | 107.1 | 3.8 | 0.0 |
| Machinery and equipment and parts and supplies wholesaling..... | 5711 | 06/09 | 105.4 | 107.1 | 107.1 | 3.8 | 0.0 |
| Machinery and equipment wholesaling..... | 5711-01 | 03/09 | 105.6 | 108.5 | 108.0 | 3.9 | -0.5 |
| Machinery and equipment wholesaling..... | 5711-0101 | 03/09 | 105.6 | 108.5 | 108.0 | 3.9 | -0.5 |
| Parts and supplies for machinery and equipment wholesaling..... | 5711-02 | 03/09 | 104.0 | 103.7 | 104.7 | 3.6 | 1.0 |
| Parts and supplies for machinery and equipment wholesaling..... | 5711-0201 | 03/09 | 104.0 | 103.7 | 104.7 | 3.6 | 1.0 |
| Furnishings wholesaling..... | 572 | 03/09 | 83.3 | 80.6 | 81.9 | 5.3 | 1.6 |
| Furnishings wholesaling..... | 5721 | 03/09 | 83.3 | 80.6 | 81.9 | 5.3 | 1.6 |
| Furnishings wholesaling..... | 5721-01 | 03/09 | 83.3 | 80.6 | 81.9 | 5.3 | 1.6 |
| Furnishings wholesaling..... | 5721-0101 | 03/09 | 83.3 | 80.6 | 81.9 | 5.3 | 1.6 |
| Building materials, paint, and hardware wholesaling..... | 573 | 03/09 | 97.2 | 97.2 | 95.4 | -3.6 | -1.9 |
| Building materials, paint, and hardware wholesaling..... | 5731 | 03/09 | 97.2 | 97.2 | 95.4 | -3.6 | -1.9 |

See footnotes at end of table.

Table 6. Producer price indexes and percent changes for commodity and service groupings and individual items, not seasonally adjusted — Continued
 [1982=100 unless otherwise indicated]

| Commodity | Commodity code | Other index base | Index | | | Percent change to June 2012 from: | |
|---|----------------|------------------|------------------------|-----------------------|------------------------|-----------------------------------|------------|
| | | | Feb. 2012 ¹ | May 2012 ¹ | June 2012 ¹ | June 2011 | May 2012 |
| Building materials, paint, and hardware wholesaling..... | 5731-01 | 03/09 | 97.2 | 97.2 | 95.4 | -3.6 | -1.9 |
| Building materials, paint, and hardware wholesaling..... | 5731-0101 | 03/09 | 97.2 | 97.2 | 95.4 | -3.6 | -1.9 |
| Metals, minerals, and ores wholesaling..... | 574 | 03/09 | 126.4 | 112.8 | 110.3 | 2.5 | -2.2 |
| Metals, minerals, and ores wholesaling..... | 5741 | 03/09 | 126.4 | 112.8 | 110.3 | 2.5 | -2.2 |
| Metals, minerals, and ores wholesaling..... | 5741-01 | 03/09 | 126.4 | 112.8 | 110.3 | 2.5 | -2.2 |
| Metals, minerals, and ores wholesaling..... | 5741-0101 | 03/09 | 126.4 | 112.8 | 110.3 | 2.5 | -2.2 |
| Chemicals and allied products wholesaling..... | 575 | 03/09 | 102.2 | 102.4 | 101.2 | -1.1 | -1.2 |
| Chemicals and allied products wholesaling..... | 5751 | 03/09 | 102.2 | 102.4 | 101.2 | -1.1 | -1.2 |
| Chemicals and allied products wholesaling..... | 5751-01 | 03/09 | 102.2 | 102.4 | 101.2 | -1.1 | -1.2 |
| Chemicals and allied products wholesaling..... | 5751-0101 | 03/09 | 102.2 | 102.4 | 101.2 | -1.1 | -1.2 |
| Paper and plastics products wholesaling..... | 576 | 03/09 | 93.6 | 101.0 | 94.9 | 1.1 | -6.0 |
| Paper and plastics products wholesaling..... | 5761 | 03/09 | 93.6 | 101.0 | 94.9 | 1.1 | -6.0 |
| Paper and plastics products wholesaling..... | 5761-01 | 03/09 | 93.6 | 101.0 | 94.9 | 1.1 | -6.0 |
| Paper and plastics products wholesaling..... | 5761-0101 | 03/09 | 93.6 | 101.0 | 94.9 | 1.1 | -6.0 |
| Apparel wholesaling..... | 577 | 03/09 | 86.0 | 88.7 | 88.7 | 13.1 | 0.0 |
| Apparel wholesaling..... | 5771 | 03/09 | 86.0 | 88.7 | 88.7 | 13.1 | 0.0 |
| Apparel wholesaling..... | 5771-01 | 03/09 | 86.0 | 88.7 | 88.7 | 13.1 | 0.0 |
| Apparel wholesaling..... | 5771-0101 | 03/09 | 86.0 | 88.7 | 88.7 | 13.1 | 0.0 |
| Food and alcohol wholesaling..... | 578 | 06/09 | 111.4 | 108.9 | 106.3 | -4.1 | -2.4 |
| Food and alcohol wholesaling..... | 5781 | 06/09 | 111.4 | 108.9 | 106.3 | -4.1 | -2.4 |
| Food wholesaling..... | 5781-01 | 03/09 | 109.8 | 106.9 | 104.3 | -7.0 | -2.4 |
| Food wholesaling..... | 5781-0101 | 03/09 | 109.8 | 106.9 | 104.3 | -7.0 | -2.4 |
| Alcohol wholesaling..... | 5781-02 | 02/09 | 109.8 | 113.7 | 110.6 | 7.0 | -2.7 |
| Alcohol wholesaling..... | 5781-0201 | 02/09 | 109.8 | 113.7 | 110.6 | 7.0 | -2.7 |
| Other commodities wholesaling..... | 579 | 03/09 | 106.6 | 107.6 | 114.5 | 8.1 | 6.4 |
| Other commodities wholesaling..... | 5791 | 03/09 | 106.6 | 107.6 | 114.5 | 8.1 | 6.4 |
| Other commodities wholesaling..... | 5791-01 | 03/09 | 106.6 | 107.6 | 114.5 | 8.1 | 6.4 |
| Other commodities wholesaling..... | 5791-0101 | 03/09 | 106.6 | 107.6 | 114.5 | 8.1 | 6.4 |
| Retail trade services..... | 58 | 06/09 | 106.8 | 109.3 | 109.3 | 3.5 | 0.0 |
| Food and alcohol retailing..... | 581 | 03/09 | 111.6 | 111.4 | 113.8 | 4.9 | 2.2 |
| Food and alcohol retailing..... | 5811 | 03/09 | 111.6 | 111.4 | 113.8 | 4.9 | 2.2 |
| Food and alcohol retailing..... | 5811-01 | 03/09 | 111.6 | 111.4 | 113.8 | 4.9 | 2.2 |
| Food and alcohol retailing..... | 5811-0101 | 03/09 | 111.6 | 111.4 | 113.8 | 4.9 | 2.2 |
| Health and beauty care retailing, including optical goods..... | 582 | 03/09 | 117.2 | 118.2 | 115.6 | 5.3 | -2.2 |
| Health and beauty care retailing, including optical goods..... | 5821 | 03/09 | 117.2 | 118.2 | 115.6 | 5.3 | -2.2 |
| Health and beauty care retailing, including optical goods..... | 5821-01 | 03/09 | 117.2 | 118.2 | 115.6 | 5.3 | -2.2 |
| Health and beauty care retailing, including optical goods..... | 5821-0101 | 03/09 | 117.2 | 118.2 | 115.6 | 5.3 | -2.2 |
| Apparel and jewelry retailing..... | 583 | 06/09 | 111.6 | 115.5 | 112.9 | 9.5 | -2.3 |
| Apparel and jewelry retailing..... | 5831 | 06/09 | 111.6 | 115.5 | 112.9 | 9.5 | -2.3 |
| Apparel retailing..... | 5831-01 | 03/09 | 110.3 | 113.6 | 111.3 | 11.1 | -2.0 |
| Apparel retailing..... | 5831-0101 | 03/09 | 110.3 | 113.6 | 111.3 | 11.1 | -2.0 |
| Jewelry retailing..... | 5831-02 | 03/09 | 107.4 | 113.8 | 109.9 | 3.2 | -3.4 |
| Jewelry retailing..... | 5831-0201 | 03/09 | 107.4 | 113.8 | 109.9 | 3.2 | -3.4 |
| Computer hardware, software, and supplies retailing..... | 584 | 03/09 | 90.9 | 82.9 | 85.1 | 6.6 | 2.7 |
| Computer hardware, software, and supplies retailing..... | 5841 | 03/09 | 90.9 | 82.9 | 85.1 | 6.6 | 2.7 |
| Computer hardware, software, and supplies retailing..... | 5841-01 | 03/09 | 90.9 | 82.9 | 85.1 | 6.6 | 2.7 |
| Computer hardware, software, and supplies retailing..... | 5841-0101 | 03/09 | 90.9 | 82.9 | 85.1 | 6.6 | 2.7 |
| TV, video, and photographic equipment and supplies retailing..... | 585 | 03/09 | 75.4 | 72.6 | 74.6 | -7.6 | 2.8 |
| TV, video, and photographic equipment and supplies retailing..... | 5851 | 03/09 | 75.4 | 72.6 | 74.6 | -7.6 | 2.8 |
| TV, video, and photographic equipment and supplies retailing..... | 5851-01 | 03/09 | 75.4 | 72.6 | 74.6 | -7.6 | 2.8 |
| TV, video, and photographic equipment and supplies retailing..... | 5851-0101 | 03/09 | 75.4 | 72.6 | 74.6 | -7.6 | 2.8 |
| Automobiles and automobile parts retailing..... | 586 | 06/09 | 106.5 | 110.4 | 111.5 | -0.8 | 1.0 |
| Automobiles and automobile parts retailing..... | 5861 | 06/09 | 106.5 | 110.4 | 111.5 | -0.8 | 1.0 |
| Automobile retailing..... | 5861-01 | 03/09 | 108.7 | 112.7 | 113.5 | -1.8 | 0.7 |
| Automobile retailing..... | 5861-0101 | 03/09 | 108.7 | 112.7 | 113.5 | -1.8 | 0.7 |
| Automotive parts, including tires, retailing..... | 5861-02 | 03/09 | 99.6 | 102.9 | 104.8 | 1.8 | 1.8 |
| Automotive parts, including tires, retailing..... | 5861-0201 | 03/09 | 99.6 | 102.9 | 104.8 | 1.8 | 1.8 |
| Manufactured (mobile) homes retailing..... | 587 | 03/09 | 100.7 | 102.8 | 100.5 | -0.9 | -2.2 |
| Manufactured (mobile) homes retailing..... | 5871 | 03/09 | 100.7 | 102.8 | 100.5 | -0.9 | -2.2 |

See footnotes at end of table.

Table 6. Producer price indexes and percent changes for commodity and service groupings and individual items, not seasonally adjusted — Continued
 [1982=100 unless otherwise indicated]

| Commodity | Commodity code | Other index base | Index | | | Percent change to June 2012 from: | |
|--|----------------|------------------|------------------------|-----------------------|------------------------|-----------------------------------|-------------|
| | | | Feb. 2012 ¹ | May 2012 ¹ | June 2012 ¹ | June 2011 | May 2012 |
| Manufactured (mobile) homes retailing..... | 5871-01 | 03/09 | 100.7 | 102.8 | 100.5 | -0.9 | -2.2 |
| Manufactured (mobile) homes retailing..... | 5871-0101 | 03/09 | 100.7 | 102.8 | 100.5 | -0.9 | -2.2 |
| RVs, trailers, and campers retailing..... | 588 | 03/09 | 106.4 | 103.5 | 105.0 | -4.0 | 1.4 |
| RVs, trailers, and campers retailing..... | 5881 | 03/09 | 106.4 | 103.5 | 105.0 | -4.0 | 1.4 |
| RVs, trailers, and campers retailing..... | 5881-01 | 03/09 | 106.4 | 103.5 | 105.0 | -4.0 | 1.4 |
| RVs, trailers, and campers retailing..... | 5881-0101 | 03/09 | 106.4 | 103.5 | 105.0 | -4.0 | 1.4 |
| Sporting goods, including boats, retailing..... | 589 | 03/09 | 100.8 | 102.1 | 101.7 | 5.4 | -0.4 |
| Sporting goods, including boats, retailing..... | 5891 | 03/09 | 100.8 | 102.1 | 101.7 | 5.4 | -0.4 |
| Sporting goods, including boats, retailing..... | 5891-01 | 03/09 | 100.8 | 102.1 | 101.7 | 5.4 | -0.4 |
| Sporting goods, including boats, retailing..... | 5891-0101 | 03/09 | 100.8 | 102.1 | 101.7 | 5.4 | -0.4 |
| Lawn, garden, and farm equipment and supplies retailing..... | 58A | 03/09 | 106.7 | 104.7 | 103.3 | 8.6 | -1.3 |
| Lawn, garden, and farm equipment and supplies retailing..... | 58A1 | 03/09 | 106.7 | 104.7 | 103.3 | 8.6 | -1.3 |
| Lawn, garden, and farm equipment and supplies retailing..... | 58A1-01 | 03/09 | 106.7 | 104.7 | 103.3 | 8.6 | -1.3 |
| Lawn, garden, and farm equipment and supplies retailing..... | 58A1-0101 | 03/09 | 106.7 | 104.7 | 103.3 | 8.6 | -1.3 |
| Furniture retailing..... | 58B | 03/09 | 99.6 | 95.3 | 101.3 | 2.5 | 6.3 |
| Furniture retailing..... | 58B1 | 03/09 | 99.6 | 95.3 | 101.3 | 2.5 | 6.3 |
| Furniture retailing..... | 58B1-01 | 03/09 | 99.6 | 95.3 | 101.3 | 2.5 | 6.3 |
| Furniture retailing..... | 58B1-0101 | 03/09 | 99.6 | 95.3 | 101.3 | 2.5 | 6.3 |
| Flooring and floor coverings retailing..... | 58C | 03/09 | 115.8 | 95.2 | 88.8 | -26.3 | -6.7 |
| Flooring and floor coverings retailing..... | 58C1 | 03/09 | 115.8 | 95.2 | 88.8 | -26.3 | -6.7 |
| Flooring and floor coverings retailing..... | 58C1-01 | 03/09 | 115.8 | 95.2 | 88.8 | -26.3 | -6.7 |
| Flooring and floor coverings retailing..... | 58C1-0101 | 03/09 | 115.8 | 95.2 | 88.8 | -26.3 | -6.7 |
| Hardware and building materials and supplies retailing..... | 58D | 03/09 | 103.6 | 104.9 | 106.2 | 5.5 | 1.2 |
| Hardware and building materials and supplies retailing..... | 58D1 | 03/09 | 103.6 | 104.9 | 106.2 | 5.5 | 1.2 |
| Hardware and building materials and supplies retailing..... | 58D1-01 | 03/09 | 103.6 | 104.9 | 106.2 | 5.5 | 1.2 |
| Hardware and building materials and supplies retailing..... | 58D1-0101 | 03/09 | 103.6 | 104.9 | 106.2 | 5.5 | 1.2 |
| Major household appliance retailing..... | 58E | 03/09 | 98.5 | 101.8 | 102.6 | 25.3 | 0.8 |
| Major household appliance retailing..... | 58E1 | 03/09 | 98.5 | 101.8 | 102.6 | 25.3 | 0.8 |
| Major household appliance retailing..... | 58E1-01 | 03/09 | 98.5 | 101.8 | 102.6 | 25.3 | 0.8 |
| Major household appliance retailing..... | 58E1-0101 | 03/09 | 98.5 | 101.8 | 102.6 | 25.3 | 0.8 |
| Fuels and lubricants retailing..... | 58F | 06/09 | 99.2 | 125.7 | 123.2 | 1.0 | -2.0 |
| Fuels and lubricants retailing..... | 58F1 | 06/09 | 99.2 | 125.7 | 123.2 | 1.0 | -2.0 |
| Automotive fuels and lubricants retailing..... | 58F1-01 | 03/09 | 118.0 | 152.7 | 149.1 | -3.9 | -2.4 |
| Automotive fuels and lubricants retailing..... | 58F1-0101 | 03/09 | 118.0 | 152.7 | 149.1 | -3.9 | -2.4 |
| Household fuels retailing..... | 58F1-02 | 03/09 | 93.5 | 105.0 | 105.3 | 20.9 | 0.3 |
| Household fuels retailing..... | 58F1-0201 | 03/09 | 93.5 | 105.0 | 105.3 | 20.9 | 0.3 |
| Cleaning supplies and paper products retailing..... | 58G | 03/09 | 126.9 | 127.1 | 127.6 | 3.0 | 0.4 |
| Cleaning supplies and paper products retailing..... | 58G1 | 03/09 | 126.9 | 127.1 | 127.6 | 3.0 | 0.4 |
| Cleaning supplies and paper products retailing..... | 58G1-01 | 03/09 | 126.9 | 127.1 | 127.6 | 3.0 | 0.4 |
| Cleaning supplies and paper products retailing..... | 58G1-0101 | 03/09 | 126.9 | 127.1 | 127.6 | 3.0 | 0.4 |
| Book retailing..... | 58H | 03/09 | 112.5 | 117.6 | 119.1 | 8.4 | 1.3 |
| Book retailing..... | 58H1 | 03/09 | 112.5 | 117.6 | 119.1 | 8.4 | 1.3 |
| Book retailing..... | 58H1-01 | 03/09 | 112.5 | 117.6 | 119.1 | 8.4 | 1.3 |
| Book retailing..... | 58H1-0101 | 03/09 | 112.5 | 117.6 | 119.1 | 8.4 | 1.3 |
| Other merchandise retailing (partial)..... | 58I | 03/09 | 96.8 | 98.8 | 99.7 | 1.6 | 0.9 |
| Other merchandise retailing (partial)..... | 58I1 | 03/09 | 96.8 | 98.8 | 99.7 | 1.6 | 0.9 |
| Other merchandise retailing (partial)..... | 58I1-01 | 03/09 | 96.8 | 98.8 | 99.7 | 1.6 | 0.9 |
| Other merchandise retailing (partial)..... | 58I1-0101 | 03/09 | 96.8 | 98.8 | 99.7 | 1.6 | 0.9 |
| Metal treatment services..... | 59 | 12/84 | 176.6 | 176.5 | 176.4 | -0.2 | -0.1 |
| Metal treatment services..... | 591 | 12/84 | 176.6 | 176.5 | 176.4 | -0.2 | -0.1 |
| Metal treatment services..... | 5911 | 12/84 | 176.6 | 176.5 | 176.4 | -0.2 | -0.1 |
| Metal plating and polishing..... | 5911-01 | 12/84 | 189.6 | 190.0 | 190.1 | 0.0 | 0.1 |
| Metal plating and polishing..... | 5911-0111 | 12/84 | 189.6 | 190.0 | 190.1 | 0.0 | 0.1 |
| Metal coating and allied services..... | 5911-02 | 12/84 | 168.6 | 168.8 | 169.3 | 1.0 | 0.3 |
| Metal coating and allied services..... | 5911-0222 | 12/84 | 168.6 | 168.8 | 169.3 | 1.0 | 0.3 |
| Metal heat treating..... | 5911-03 | 06/85 | 155.1 | 153.5 | 152.0 | -3.6 | -1.0 |
| Metal heat treating..... | 5911-0349 | 06/06 | 122.7 | 121.4 | 120.2 | -3.5 | -1.0 |
| Mining services..... | 60 | 06/85 | 240.9 | 243.6 | 243.8 | 5.0 | 0.1 |
| Mining services..... | 601 | 06/85 | 240.9 | 243.6 | 243.8 | 5.0 | 0.1 |

See footnotes at end of table.

Table 6. Producer price indexes and percent changes for commodity and service groupings and individual items, not seasonally adjusted — Continued
 [1982=100 unless otherwise indicated]

| Commodity | Commodity code | Other index base | Index | | | Percent change to June 2012 from: | |
|---|----------------|------------------|------------------------|-----------------------|------------------------|-----------------------------------|-------------|
| | | | Feb. 2012 ¹ | May 2012 ¹ | June 2012 ¹ | June 2011 | May 2012 |
| Mining services..... | 6011 | 06/85 | 240.9 | 243.6 | 243.8 | 5.0 | 0.1 |
| Metal mining services..... | 6011-01 | 12/85 | 166.3 | 170.7 | 170.7 | 9.6 | 0.0 |
| Metal mining services..... | 6011-0101 | 12/85 | 166.3 | 170.7 | 170.7 | 9.6 | 0.0 |
| Support activities for coal mining..... | 6011-02 | 06/85 | 193.8 | 197.0 | 198.1 | 3.9 | 0.6 |
| Support activities for coal mining..... | 6011-0201 | 06/85 | 193.8 | 197.0 | 198.1 | 3.9 | 0.6 |
| Drilling oil and gas wells services..... | 6011-03 | 12/85 | 387.6 | 397.7 | 399.0 | 8.8 | 0.3 |
| Drilling oil and gas wells services..... | 6011-0301 | 12/85 | 387.6 | 397.7 | 399.0 | 8.8 | 0.3 |
| Support activities for oil and gas operation..... | 6011-04 | 12/85 | 195.6 | 196.0 | 195.9 | 2.5 | -0.1 |
| Support activities for oil and gas operation..... | 6011-0401 | 12/85 | 195.6 | 196.0 | 195.9 | 2.5 | -0.1 |
| Nonmetallic minerals mining services..... | 6011-05 | 06/85 | 145.6 | 145.6 | 145.6 | 0.0 | 0.0 |
| Nonmetallic minerals mining services..... | 6011-0501 | 06/85 | 145.6 | 145.6 | 145.6 | 0.0 | 0.0 |
| Contract work on textile products, apparel, and leather..... | 61 | 06/10 | 103.5 | 103.8 | 103.7 | 1.5 | -0.1 |
| Contract work on textile products and apparel..... | 611 | 06/10 | 103.5 | 103.8 | 103.7 | 1.5 | -0.1 |
| Contract work on textile products and apparel..... | 6111 | 06/10 | 103.5 | 103.8 | 103.7 | 1.5 | -0.1 |
| Commission throwing, texturing, or winding filament yarns..... | 6111-01 | 12/88 | 113.5 | - | - | - | - |
| Commission throwing, texturing, or winding filament yarns..... | 6111-0101 | 12/88 | 113.5 | - | - | - | - |
| Contract work on textile products..... | 6111-02 | 06/87 | 145.6 | 147.2 | 147.1 | 2.4 | -0.1 |
| Commission finishing of broadwoven fabrics..... | 6111-0201 | 06/87 | 159.9 | 162.0 | 161.9 | 2.7 | -0.1 |
| Commission finishing of cotton broadwoven fabrics..... | 6111-02011 | 06/08 | 107.5 | 107.9 | 107.9 | 1.6 | 0.0 |
| Commission finishing of other broadwoven fabrics (excl. cotton & wool)..... | 6111-02012 | 06/08 | 126.5 | 129.1 | 129.0 | 3.6 | -0.1 |
| Commission knit or knit & finishing of circular & warp fabric.... | 6111-0204 | 12/94 | 98.4 | 96.7 | 96.7 | -0.6 | 0.0 |
| Contract work on apparel..... | 6111-03 | 06/87 | 125.3 | 125.3 | 125.3 | 0.9 | 0.0 |
| Contract work on women's, girls' and infants' apparel..... | 6111-031 | 12/11 | 101.3 | 101.3 | 101.3 | - | 0.0 |
| Contract work, women's/girls'/infants' shirts..... | 6111-0311 | 06/07 | 99.9 | 99.9 | 99.9 | 0.0 | 0.0 |
| Contract work, women's/girls'/infants' dresses..... | 6111-0312 | 06/07 | 100.4 | 100.4 | - | - | - |
| Contract work, women's/girls'/infants' outerwear..... | 6111-0313 | 06/07 | 99.6 | 99.6 | 99.6 | 3.4 | 0.0 |
| Contract work, women's/girls'/infants' other apparel..... | 6111-0314 | 06/07 | 95.3 | 95.3 | 95.3 | 0.6 | 0.0 |
| Contract work on men's and boys' apparel..... | 6111-032 | 12/11 | 100.2 | 100.2 | 100.2 | - | 0.0 |
| Contract work, men's/boys' pants and other outerwear..... | 6111-0321 | 06/07 | 102.1 | 102.1 | 102.1 | 1.0 | 0.0 |
| Contract work, men's/boys' other apparel..... | 6111-0323 | 06/07 | 103.5 | 103.5 | 103.5 | 0.0 | 0.0 |
| Contract work, men's and boys' team uniforms, costumes and other apparel/apparel accessories..... | 6111-0324 | 12/11 | 100.0 | 97.3 | 97.3 | - | 0.0 |
| Contract & commission receipts for tanning or finishing leather owned by others..... | 612 | 06/11 | 100.6 | 100.6 | 100.6 | 0.6 | 0.0 |
| Contract & commission receipts for tanning or finishing leather owned by others..... | 6121 | 06/11 | 100.6 | 100.6 | 100.6 | 0.6 | 0.0 |
| Contract & commission receipts for tanning or finishing leather owned by others..... | 6121-01 | 12/97 | 132.6 | 132.6 | 132.6 | 0.5 | 0.0 |
| Contract & commission receipts for tanning or finishing leather owned by others..... | 6121-0101 | 12/97 | 132.6 | 132.6 | 132.6 | 0.5 | 0.0 |
| Construction (partial)..... | 80 | 06/09 | 102.2 | 102.6 | 102.6 | 3.3 | 0.0 |
| New nonresidential building construction..... | 801 | 06/09 | 102.7 | 103.2 | 103.2 | 3.8 | 0.0 |
| New nonresidential building construction..... | 8011 | 06/09 | 102.7 | 103.2 | 103.2 | 3.8 | 0.0 |
| New warehouse building construction..... | 8011-01 | 12/04 | 129.6 | 130.7 | 130.7 | 4.2 | 0.0 |
| New warehouse building construction..... | 8011-0101 | 12/04 | 129.6 | 130.7 | 130.7 | 4.2 | 0.0 |
| New school building construction..... | 8011-02 | 12/05 | 138.8 | 139.8 | 139.9 | 4.4 | 0.1 |
| New school building construction..... | 8011-0201 | 12/05 | 138.8 | 139.8 | 139.9 | 4.4 | 0.1 |
| New office building construction..... | 8011-03 | 06/06 | 117.6 | 117.9 | 118.0 | 3.5 | 0.1 |
| New office building construction..... | 8011-0301 | 06/06 | 117.6 | 117.9 | 118.0 | 3.5 | 0.1 |
| New industrial building construction..... | 8011-04 | 06/07 | 109.7 | 109.9 | 109.9 | 3.3 | 0.0 |
| New industrial building construction..... | 8011-0401 | 06/07 | 109.7 | 109.9 | 109.9 | 3.3 | 0.0 |
| Maintenance and repair of non-residential buildings (partial)..... | 802 | 04/09 | 104.8 | 105.1 | 105.0 | 1.4 | -0.1 |
| Maintenance and repair of non-residential buildings (partial)..... | 8021 | 04/09 | 104.8 | 105.1 | 105.0 | 1.4 | -0.1 |
| Maintenance and repair of non-residential buildings (partial)..... | 8021-01 | 04/09 | 104.8 | 105.1 | 105.0 | 1.4 | -0.1 |
| Maintenance and repair of non-residential buildings (partial)..... | 8021-0101 | 04/09 | 104.8 | 105.1 | 105.0 | 1.4 | -0.1 |

1 The indexes for February 2012 have been recalculated to incorporate late reports and corrections by respondents. All indexes are subject to revision 4 months after original publication.
 2 Due to incomplete coverage of the services sector, some services indexes in this table reflect only a portion of their wherever-provided output. These indexes are flagged using the term "partial" at the end of their titles. For more information regarding wherever-provided services indexes, go to www.bls.gov/ppi/wepnotice.htm. This webpage includes methodology documentation, a table identifying missing coverage areas for those indexes with incomplete coverage, and a concordance table between wherever-provided services indexes and Census product codes.

"-" Data not available.

n.e.c. = Not elsewhere classified.

Table 7. Producer price indexes by durability of product, not seasonally adjusted
 [1982=100]

| Grouping | Annual average 2011 | June 2011 | Feb. 2012 ¹ | May 2012 ¹ | June 2012 ¹ |
|--|------------------------|-----------|------------------------|-----------------------|------------------------|
| Total durable goods..... | 168.9 | 169.4 | 170.5 | 170.2 | 169.6 |
| Total non-durable goods..... | 223.3 | 227.8 | 223.1 | 224.5 | 221.7 |
| Total manufactures..... | 195.6 | 197.9 | 197.8 | 199.7 | 198.1 |
| Durable..... | 162.7 | 163.0 | 164.4 | 164.4 | 164.3 |
| Nondurable..... | 229.1 | 233.4 | 231.7 | 235.8 | 232.6 |
| Total raw or slightly processed goods..... | 217.6 | 222.6 | 211.7 | 206.6 | 203.7 |
| Durable..... | 444.0 | 451.8 | 439.9 | 430.3 | 407.5 |
| Nondurable..... | 206.4 | 211.2 | 200.3 | 195.4 | 193.6 |

¹ The indexes for February 2012 have been recalculated to incorporate late reports and corrections by respondents. All indexes are subject to revision 4 months after original publication.

Table 8. Producer price indexes for special commodity groupings, not seasonally adjusted
 [1982=100, unless otherwise indicated]

| Commodity grouping | Annual average 2011 | June 2011 | Feb. 2012 ¹ | May 2012 ¹ | June 2012 ¹ |
|--|------------------------|-----------|------------------------|-----------------------|------------------------|
| All commodities except farm products..... | 202.0 | 204.6 | 202.7 | 203.4 | 201.5 |
| All foods..... | 195.6 | 194.4 | 197.3 | 197.8 | 198.6 |
| Apples (June 2008=100)..... | 98.1 | 91.1 | 102.7 | 100.1 | 106.0 |
| Berries (June 2008=100)..... | 146.1 | 100.1 | 156.0 | 122.5 | 99.7 |
| Processed foods..... | 198.5 | 198.1 | 202.6 | 203.0 | 203.3 |
| Industrial commodities less fuels..... | 192.8 | 193.9 | 194.7 | 195.6 | 194.4 |
| Selected textile mill products..... | 150.8 | 151.5 | 153.5 | 153.6 | 153.7 |
| Hosiery..... | 164.5 | 165.0 | 165.8 | 165.8 | 165.8 |
| Underwear and nightwear..... | 145.6 | 145.6 | 145.9 | 147.0 | 147.1 |
| Chemicals and allied products, including synthetic rubber and synthetic fibers and yarns..... | 267.0 | 271.5 | 270.2 | 275.4 | 270.3 |
| Pharmaceutical preparations for human and veterinary use..... | 484.8 | 477.4 | 507.2 | 510.1 | 508.8 |
| Pharmaceuticals for human use, prescription (June 2001=100)..... | 175.6 | 173.2 | 186.5 | 188.4 | 188.0 |
| Pharmaceuticals for human use, non-prescription (June 2001=100)..... | 110.1 | 110.0 | 112.7 | 112.7 | 112.6 |
| Lumber and plywood..... | 167.9 | 165.9 | 169.8 | 178.4 | 178.2 |
| Steel mill products, including fabricated wire products..... | 216.8 | 219.9 | 218.8 | 216.4 | 213.7 |
| Finished steel mill products, excluding fabricated wire products..... | 212.8 | 215.9 | 214.6 | 211.4 | 208.8 |
| Finished steel mill products, including fabricated wire products..... | 213.7 | 216.7 | 215.8 | 212.9 | 210.5 |
| Special metals and metal products..... | 185.9 | 186.9 | 186.7 | 185.4 | 183.7 |
| Fabricated metal products..... | 185.1 | 185.7 | 187.2 | 187.8 | 188.0 |
| Copper and copper products..... | 498.5 | 509.1 | 478.1 | 460.4 | 440.1 |
| Machinery and motive products..... | 147.0 | 146.9 | 148.9 | 149.1 | 149.2 |
| Machinery and equipment, except electrical..... | 151.2 | 151.3 | 153.4 | 153.9 | 153.9 |
| Agricultural machinery, including tractors..... | 218.4 | 217.9 | 221.5 | 222.1 | 222.4 |
| Metalworking machinery..... | 180.0 | 180.2 | 182.9 | 183.6 | 183.7 |
| Total tractors..... | 197.8 | 196.4 | 203.7 | 204.1 | 205.1 |
| Construction materials..... | 201.1 | 201.9 | 205.1 | 206.6 | 206.7 |
| Agriculture machinery and equipment, less parts..... | 215.4 | 214.9 | 218.4 | 219.0 | 219.3 |
| Farm and garden tractors, less parts..... | 202.9 | 201.6 | 205.3 | 205.3 | 205.3 |
| Agricultural machinery, excluding tractors..... | 225.6 | 225.4 | 229.4 | 230.7 | 230.9 |

¹ The indexes for February 2012 have been recalculated to incorporate late reports and corrections by respondents. All indexes are subject to revision 4 months after original publication.
 NOTE: See next page for content of indexes on this table.

Table 8 commodity groupings include the following items:

All commodities except farm products: 02 through 15
All foods: 011, 017, and 02 less 0261, 0262, and 029
Apples: 01110208, 01110209, 01110211, 01110215, 01110216
Berries: 01110222, 01110224, 01110225, 01110226, 01110227
Processed foods: 02 less 0261, 0262, and 029
Industrial commodities less fuels: 03, 04, and 06 through 15
Selected textile mill products: 0327, 03370104, 034, 03810811, 03810821, 03810822, 03820312, 03830324, 03830325, and 1231
Hosiery: 03810821, 03810822, 03810823, 03810824, 03810825, 03810826
Underwear and nightwear: 03810641, 03810642, 03810643, 03810645, 03810653, 03810761, 03810811, 03810812
Chemicals and allied products, including synthetic rubber and synthetic fibers: 031, 06 less 064, and 071102
Pharmaceutical preparations for human and veterinary use: 0634 and 0638
Pharmaceuticals for human use, prescription: prescription pharmaceutical price quotes from 0638
Pharmaceuticals for human use, non-prescription: non-prescription pharmaceutical price quotes from 0638
Lumber and plywood: 081 and 083
Steel mill products, including fabricated wire products: 1017 and 1088
Finished steel mill products, excluding fabricated wire products: 1017 less 101702
Finished steel mill products, including fabricated wire products: 1017 and 1088 less 101702
Special metals and metal products: 10, 111, and 141
Fabricated metal products: 103 through 108
Copper and copper products: 10210201, 10220131, 102301, 102403, 102502, 10260314, and 102807013
Machinery and motive products: 11 and 14
Machinery and equipment except electrical: 111, 112, 113, 114, 115, 116, 118, and 119
Agriculture machinery, including tractors: 1114 less 111409
Metalworking machinery: 113A, 1132, 113304, 1137, and 1138
Total tractors: 111403 and 112A less 112A03
Construction materials: 062101, 0721, 081105, 081106, 081107, 081203, 081204, 082, 0831, 0835, 086, 092, 101502, 101703, 101704, 10250163, 104101, 105, 106, 1071, 107301, 1074051, 107411, 10830225, 1142, 1147, 11490205, 11710143, 11710144, 11710147, 11710216, 11710217, 123101, 1232, 131105, 1321, 1322, 133, 134, 1361, 1362, 137, 1392, 1394, and 139501
Agricultural machinery and equipment, less parts (old commodity code 111): 111 less 111409
Farm and garden tractors, less parts (old commodity code 1111): 111403
Agricultural machinery, excluding tractors (old commodity code 1112): 1114 less 111403

Note: Weights for the above components are those used for the comprehensive All commodities index.

Table 9. Producer price indexes for material and supply inputs to construction industries, not seasonally adjusted¹
 [June 1986=100, unless otherwise indicated]

| Grouping | Relative Importance December 2012 | Unadjusted index ² | | | Percent change to June 2012 from: | |
|---|---|-------------------------------|----------|-----------|--------------------------------------|----------|
| | | Feb. 2012 | May 2012 | June 2012 | June 2011 | May 2012 |
| Inputs to construction industries..... | 100.000 | 213.3 | 215.7 | 214.4 | 0.5 | -0.6 |
| New construction..... | 87.770 | 212.2 | 214.5 | 213.3 | 0.8 | -0.6 |
| Residential construction..... | 45.284 | 206.1 | 208.1 | 207.3 | 1.4 | -0.4 |
| Non-residential construction (June 2010=100)..... | 42.486 | 109.0 | 110.3 | 109.6 | 0.2 | -0.6 |
| Commercial structures (June 2010=100)..... | 12.873 | 107.6 | 108.7 | 108.2 | 0.7 | -0.5 |
| Industrial structures (June 2010=100)..... | 1.865 | 108.2 | 109.2 | 108.4 | 0.6 | -0.7 |
| Other non-residential construction (June 2010=100)..... | 27.748 | 109.7 | 111.2 | 110.3 | -0.1 | -0.8 |
| Maintenance and repair construction..... | 12.230 | 225.5 | 227.8 | 225.7 | -1.4 | -0.9 |
| Residential..... | 2.011 | 210.6 | 213.0 | 211.7 | 1.0 | -0.6 |
| Non-residential..... | 10.218 | 229.1 | 231.4 | 229.1 | -1.9 | -1.0 |

1 Indexes in this table are derived from the primary product indexes in table 5 that are weighted using 2002 input/output relationships. These indexes only include inputs to construction which are produced by the mining and manufacturing sectors of the economy excluding capital equipment. Since they do not include labor and capital costs, these indexes should not be regarded as comprehensive measures of construction costs. See note on page 190 of the July 1986 issue of Producer Price Indexes.

2 The indexes for February 2012 have been recalculated to incorporate late reports and corrections by respondents. All data are subject to revision 4 months after original publication.

Table 10. Experimental producer price indexes and percent changes for final demand¹
 [Nov 2009=100, unless otherwise indicated]

| Grouping | Other index base | Relative Importance Dec. 2011 ² | Unadjusted index | | | Unadjusted percent change to June 2012 from: | | Unadjusted percent change from: | | |
|--|------------------|--|------------------------|-----------------------|------------------------|--|----------|---------------------------------|-------------|-------------|
| | | | Feb. 2012 ³ | May 2012 ³ | June 2012 ³ | June 2011 | May 2012 | Mar. to Apr. | Apr. to May | May to June |
| Final demand..... | | 100.000 | 107.1 | 107.8 | 107.6 | 1.5 | -0.2 | 0.3 | -0.2 | -0.2 |
| Final demand goods..... | | 34.721 | 111.1 | 111.7 | 110.9 | 0.2 | -0.7 | 0.2 | -0.6 | -0.7 |
| Final demand foods..... | | 5.482 | 113.6 | 114.3 | 114.8 | 2.1 | 0.4 | 0.3 | -0.3 | 0.4 |
| Finished consumer foods ⁴ | 00/82 | 4.504 | 196.7 | 197.3 | 197.9 | 2.9 | 0.3 | 0.3 | -0.3 | 0.3 |
| Finished consumer foods, crude..... | 00/82 | 0.336 | 159.2 | 158.4 | 165.4 | -3.2 | 4.4 | -1.0 | -4.5 | 4.4 |
| Finished consumer foods, processed..... | 00/82 | 4.167 | 200.2 | 200.9 | 201.0 | 3.2 | 0.0 | 0.4 | 0.0 | 0.0 |
| Government purchased foods..... | | 0.225 | 116.1 | 115.9 | 116.0 | -0.1 | 0.1 | 0.3 | -0.4 | 0.1 |
| Foods for export..... | | 0.753 | 128.4 | 131.4 | 132.8 | -0.9 | 1.1 | 0.5 | -0.9 | 1.1 |
| Final demand energy..... | | 6.784 | 125.8 | 127.7 | 123.3 | -5.6 | -3.4 | 0.8 | -2.7 | -3.4 |
| Finished consumer energy goods ⁵ | 00/82 | 5.513 | 190.9 | 194.0 | 188.9 | -5.3 | -2.6 | 0.9 | -2.4 | -2.6 |
| Government purchased energy..... | | 0.867 | 143.9 | 146.0 | 137.3 | -6.0 | -6.0 | 0.5 | -3.5 | -6.0 |
| Energy for export..... | | 0.404 | 153.8 | 152.9 | 141.5 | -7.7 | -7.5 | -0.2 | -4.6 | -7.5 |
| Final demand goods less foods and energy..... | | 22.455 | 106.5 | 106.8 | 106.6 | 1.6 | -0.2 | 0.0 | 0.0 | -0.2 |
| Finished goods less foods and energy ⁴ | 00/82 | 13.935 | 181.5 | 181.7 | 181.8 | 2.6 | 0.1 | 0.1 | 0.0 | 0.1 |
| Finished consumer goods less foods and energy..... | 00/82 | 7.539 | 195.5 | 195.9 | 196.0 | 3.2 | 0.1 | 0.1 | 0.1 | 0.1 |
| Nondurable consumer goods less foods and energy..... | 00/82 | 4.269 | 236.4 | 237.6 | 237.6 | 3.9 | 0.0 | 0.1 | 0.3 | 0.0 |
| Durable consumer goods..... | 00/82 | 3.270 | 150.3 | 150.0 | 150.2 | 2.2 | 0.1 | 0.1 | -0.3 | 0.1 |
| Private capital equipment..... | 00/82 | 6.396 | 162.3 | 162.5 | 162.5 | 1.9 | 0.0 | 0.1 | 0.1 | 0.0 |
| Private capital equipment for manufacturing industries..... | 00/82 | 1.461 | 164.8 | 165.2 | 165.1 | 1.6 | -0.1 | -0.1 | 0.2 | -0.1 |
| Private capital equipment for nonmanufacturing industries..... | 00/82 | 4.935 | 161.4 | 161.4 | 161.5 | 2.0 | 0.1 | 0.1 | 0.0 | 0.1 |
| Government purchased goods, excluding foods and energy..... | | 2.346 | 106.5 | 107.2 | 107.2 | 1.6 | 0.0 | 0.0 | 0.3 | 0.0 |
| Government purchased goods excluding foods, energy, and capital equipment..... | | 1.602 | 107.9 | 108.9 | 108.8 | 1.6 | -0.1 | 0.0 | 0.4 | -0.1 |
| Government purchased capital equipment..... | | 0.744 | 103.4 | 103.5 | 103.5 | 1.5 | 0.0 | 0.1 | 0.1 | 0.0 |
| Goods for export, excluding foods and energy..... | | 6.173 | 109.9 | 110.6 | 109.6 | -0.5 | -0.9 | -0.2 | 0.0 | -0.9 |
| Final demand services..... | | 63.520 | 104.8 | 105.6 | 105.6 | 2.0 | 0.0 | 0.2 | 0.1 | 0.0 |
| Final demand traditional services..... | | 38.542 | 103.5 | 103.6 | 103.6 | 1.3 | 0.0 | 0.2 | -0.1 | 0.0 |
| Finished traditional services ⁴ | | 34.208 | 103.7 | 103.7 | 103.7 | 1.3 | 0.0 | 0.1 | -0.1 | 0.0 |
| Finished consumer traditional services..... | | 32.188 | 103.6 | 103.6 | 103.6 | 1.3 | 0.0 | 0.2 | -0.2 | 0.0 |
| Private capital investment traditional services..... | | 2.020 | 105.1 | 105.8 | 105.9 | 2.2 | 0.1 | 0.2 | 0.3 | 0.1 |
| Government purchased traditional services..... | | 2.890 | 101.5 | 101.6 | 101.9 | 0.9 | 0.3 | -0.2 | 0.1 | 0.3 |
| Government purchased traditional services, excluding capital investment..... | | 2.797 | 101.5 | 101.7 | 101.9 | 0.9 | 0.2 | -0.1 | 0.1 | 0.2 |
| Government purchased traditional capital investment services..... | | 0.093 | 99.9 | 100.3 | 100.3 | 0.5 | 0.0 | 0.6 | -0.1 | 0.0 |
| Traditional services for export..... | | 1.444 | 103.7 | 103.1 | 102.7 | -0.5 | -0.4 | 1.0 | -0.7 | -0.4 |
| Final demand transportation services..... | | 4.791 | 113.2 | 114.8 | 114.7 | 3.5 | -0.1 | 0.7 | -0.4 | -0.1 |
| Transportation of passengers for final demand..... | | 1.329 | 117.0 | 118.1 | 119.5 | 6.3 | 1.2 | 1.0 | -2.1 | 1.2 |
| Transportation of private passengers..... | | 1.115 | 117.0 | 118.1 | 119.5 | 6.3 | 1.2 | 1.0 | -2.1 | 1.2 |
| Transportation of government passengers..... | | 0.182 | 117.0 | 118.1 | 119.5 | 6.3 | 1.2 | 1.0 | -2.0 | 1.2 |
| Transportation of passengers for export..... | | 0.033 | 117.1 | 118.2 | 119.7 | 6.4 | 1.3 | 1.0 | -2.1 | 1.3 |
| Transportation of goods for final demand..... | | 3.462 | 111.6 | 113.5 | 112.8 | 2.5 | -0.6 | 0.5 | 0.3 | -0.6 |
| Transportation of finished goods ⁴ | | 2.221 | 111.2 | 113.0 | 112.1 | 2.5 | -0.8 | 0.5 | 0.2 | -0.8 |
| Transportation of personal consumption goods..... | | 1.762 | 111.4 | 113.1 | 112.3 | 2.5 | -0.7 | 0.5 | 0.1 | -0.7 |
| Transportation of private capital equipment..... | | 0.458 | 110.4 | 112.3 | 111.3 | 2.5 | -0.9 | 0.3 | 0.4 | -0.9 |
| Transportation of government purchased goods..... | | 0.400 | 110.4 | 112.0 | 111.5 | 2.1 | -0.4 | 0.4 | 0.3 | -0.4 |
| Transportation of exports..... | | 0.842 | 113.5 | 115.8 | 115.3 | 2.6 | -0.4 | 0.8 | 0.6 | -0.4 |
| Final demand trade services ⁵ | | 20.187 | 105.8 | 107.6 | 107.8 | 3.5 | 0.2 | 0.3 | 0.4 | 0.2 |
| Trade of finished goods ⁴ | | 17.975 | 105.9 | 107.8 | 108.0 | 3.4 | 0.2 | 0.4 | 0.4 | 0.2 |
| Trade of personal consumption goods..... | | 15.561 | 105.9 | 108.0 | 108.3 | 3.6 | 0.3 | 0.6 | 0.5 | 0.3 |
| Trade of private capital equipment..... | | 2.414 | 105.4 | 106.5 | 106.3 | 2.9 | -0.2 | -0.6 | 0.0 | -0.2 |
| Trade of government purchased goods..... | | 0.700 | 103.8 | 105.4 | 105.5 | 2.6 | 0.1 | -0.7 | 0.9 | 0.1 |
| Trade of government purchased goods, excluding capital equipment..... | | 0.491 | 103.6 | 105.0 | 105.1 | 2.1 | 0.1 | -0.9 | 1.3 | 0.1 |
| Trade of government purchased capital equipment..... | | 0.209 | 104.3 | 106.4 | 106.5 | 3.9 | 0.1 | -0.2 | 0.1 | 0.1 |
| Trade of exports..... | | 1.512 | 105.1 | 106.1 | 106.0 | 2.7 | -0.1 | -0.7 | 0.6 | -0.1 |
| Final demand construction..... | | 1.759 | 105.0 | 105.5 | 105.5 | 3.6 | 0.0 | 0.4 | 0.1 | 0.0 |
| Construction for private capital investment..... | | 1.157 | 104.7 | 105.2 | 105.2 | 3.7 | 0.0 | 0.4 | 0.1 | 0.0 |
| Construction for government..... | | 0.602 | 105.5 | 106.1 | 106.1 | 3.5 | 0.0 | 0.4 | 0.1 | 0.0 |
| Special Groupings | | | | | | | | | | |
| Final demand less exports..... | 04/10 | 88.839 | 105.1 | 105.8 | 105.6 | 1.6 | -0.2 | 0.3 | -0.2 | -0.2 |
| Final demand less government..... | 04/10 | 91.788 | 105.3 | 106.0 | 105.8 | 1.4 | -0.2 | 0.3 | -0.2 | -0.2 |

See footnotes at end of table.

Table 10. Experimental producer price indexes and percent changes for final demand¹ — Continued
 [Nov 2009=100, unless otherwise indicated]

| Grouping | Other index base | Relative Importance Dec. 2011 ² | Unadjusted index | | | Unadjusted percent change to June 2012 from: | | Unadjusted percent change from: | | |
|---|------------------|--|------------------------|-----------------------|------------------------|--|----------|---------------------------------|-------------|-------------|
| | | | Feb. 2012 ³ | May 2012 ³ | June 2012 ³ | June 2011 | May 2012 | Mar. to Apr. | Apr. to May | May to June |
| Final demand less foods, food and nonalcoholic beverage for immediate consumption, and energy ⁶ ... | 04/10 | 87.226 | 104.2 | 104.8 | 104.8 | 2.0 | 0.0 | 0.2 | 0.0 | 0.0 |
| Final demand less foods and energy ⁶ | 04/10 | 87.734 | 104.2 | 104.8 | 104.8 | 2.0 | 0.0 | 0.2 | 0.0 | 0.0 |
| Final demand less foods and food and nonalcoholic beverage for immediate consumption ⁶ | 04/10 | 94.978 | 105.2 | 105.9 | 105.6 | 1.3 | -0.3 | 0.2 | -0.2 | -0.3 |
| Final demand less foods ⁶ | 04/10 | 94.518 | 105.2 | 105.9 | 105.6 | 1.4 | -0.3 | 0.2 | -0.1 | -0.3 |
| Final demand less energy | 04/10 | 93.216 | 104.5 | 105.1 | 105.1 | 2.0 | 0.0 | 0.2 | 0.0 | 0.0 |
| Final demand less trade services | 01/10 | 79.813 | 106.3 | 106.7 | 106.3 | 0.9 | -0.4 | 0.2 | -0.3 | -0.4 |
| Final demand less distributive services ⁷ | 01/10 | 76.351 | 106.1 | 106.4 | 106.1 | 0.9 | -0.3 | 0.2 | -0.4 | -0.3 |
| Final demand goods less energy | 01/10 | 27.937 | 106.9 | 107.3 | 107.2 | 1.7 | -0.1 | 0.1 | -0.1 | -0.1 |
| Final demand goods less foods | 04/10 | 29.239 | 108.0 | 108.7 | 107.6 | -0.2 | -1.0 | 0.2 | -0.5 | -1.0 |
| Final demand services less trade services | 04/10 | 43.333 | 103.7 | 103.9 | 103.9 | 1.5 | 0.0 | 0.3 | -0.2 | 0.0 |
| Final demand distributive services ⁷ | 04/10 | 23.649 | 104.6 | 106.4 | 106.5 | 3.3 | 0.1 | 0.3 | 0.4 | 0.1 |
| Final demand goods plus final demand distributive services ⁷ | 04/10 | 58.370 | 106.9 | 108.0 | 107.6 | 1.4 | -0.4 | 0.3 | -0.2 | -0.4 |
| Total finished goods, services, and construction ⁴ | 01/10 | 80.628 | 105.5 | 106.2 | 106.0 | 1.7 | -0.2 | 0.3 | -0.1 | -0.2 |
| Total finished less foods, food and nonalcoholic beverage for immediate consumption, and energy ^{4, 6} | 12/10 | 70.127 | 103.5 | 104.1 | 104.2 | 2.4 | 0.1 | 0.3 | 0.0 | 0.1 |
| Total finished less foods and energy ^{4, 6} | 01/10 | 70.611 | 104.3 | 104.9 | 105.0 | 2.3 | 0.1 | 0.3 | 0.0 | 0.1 |
| Total finished less foods and food and nonalcoholic beverage for immediate consumption ^{4, 6} | 12/10 | 75.640 | 104.0 | 104.7 | 104.6 | 1.7 | -0.1 | 0.3 | -0.2 | -0.1 |
| Total finished less foods ^{4, 6} | 01/10 | 76.124 | 105.2 | 105.9 | 105.8 | 1.6 | -0.1 | 0.3 | -0.2 | -0.1 |
| Total finished less energy ⁴ | 01/10 | 75.115 | 104.6 | 105.2 | 105.3 | 2.3 | 0.1 | 0.3 | 0.0 | 0.1 |
| Finished goods ⁴ | 00/82 | 23.952 | 193.0 | 194.0 | 192.9 | 0.7 | -0.6 | 0.4 | -0.6 | -0.6 |
| Finished goods less energy ⁴ | 00/82 | 18.439 | 184.9 | 185.2 | 185.4 | 2.7 | 0.1 | 0.2 | -0.1 | 0.1 |
| Finished goods, excluding foods ^{4, 6} | 00/82 | 19.448 | 191.2 | 192.3 | 190.9 | 0.2 | -0.7 | 0.3 | -0.7 | -0.7 |
| Finished services ⁴ | 01/10 | 55.519 | 104.1 | 104.8 | 104.9 | 2.1 | 0.1 | 0.3 | 0.0 | 0.1 |
| Private capital investment services | 04/10 | 4.892 | 104.4 | 105.4 | 105.2 | 2.5 | -0.2 | -0.2 | 0.2 | -0.2 |
| Finished distributive services ^{4, 7} | 04/10 | 20.196 | 104.4 | 106.3 | 106.4 | 3.4 | 0.1 | 0.4 | 0.4 | 0.1 |
| Finished services less trade services ⁴ | 04/10 | 37.544 | 103.6 | 103.8 | 103.8 | 1.5 | 0.0 | 0.2 | -0.2 | 0.0 |
| Finished services less distributive services ^{4, 7} | 04/10 | 35.323 | 103.3 | 103.4 | 103.5 | 1.5 | 0.1 | 0.2 | -0.2 | 0.1 |
| Total private capital investment (goods, services, and construction) | 04/10 | 12.445 | 103.8 | 104.2 | 104.2 | 2.3 | 0.0 | 0.0 | 0.1 | 0.0 |
| Finished goods plus finished distributive services ⁴ | 04/10 | 44.148 | 106.2 | 107.4 | 107.1 | 1.9 | -0.3 | 0.4 | -0.2 | -0.3 |
| Total exports | 04/10 | 11.161 | 108.2 | 108.9 | 108.1 | -0.3 | -0.7 | 0.1 | -0.3 | -0.7 |
| Goods for export | 00/82 | 7.330 | 190.4 | 191.7 | 189.7 | -1.1 | -1.0 | -0.1 | -0.4 | -1.0 |
| Services for export | 04/10 | 3.831 | 105.4 | 106.1 | 105.9 | 1.5 | -0.2 | 0.3 | 0.1 | -0.2 |
| Total government purchases | 04/10 | 8.212 | 106.3 | 107.0 | 106.4 | 0.8 | -0.6 | 0.0 | -0.3 | -0.6 |
| Government purchased goods | 00/82 | 3.438 | 190.9 | 192.5 | 189.4 | -0.6 | -1.6 | 0.2 | -0.8 | -1.6 |
| Government purchased services | 04/10 | 4.172 | 102.6 | 103.1 | 103.3 | 1.6 | 0.2 | -0.1 | 0.1 | 0.2 |
| Personal consumption | 01/10 | 68.182 | 105.8 | 106.5 | 106.4 | 1.6 | -0.1 | 0.3 | -0.2 | -0.1 |
| Personal consumption goods (finished consumer goods) | 00/82 | 17.556 | 205.7 | 207.1 | 205.6 | 0.3 | -0.7 | 0.4 | -0.9 | -0.7 |
| Personal consumption goods less energy | 00/82 | 12.043 | 195.6 | 196.1 | 196.4 | 3.0 | 0.2 | 0.2 | -0.1 | 0.2 |
| Personal consumption goods less foods | 00/82 | 13.052 | 207.8 | 209.4 | 207.1 | -0.5 | -1.1 | 0.4 | -1.0 | -1.1 |
| Personal consumption services | 04/10 | 50.626 | 103.6 | 104.4 | 104.5 | 2.2 | 0.1 | 0.4 | 0.0 | 0.1 |
| Personal consumption less trade services | 04/10 | 52.621 | 105.5 | 105.8 | 105.6 | 1.1 | -0.2 | 0.3 | -0.4 | -0.2 |
| Personal consumption less distributive services ⁷ | 04/10 | 50.859 | 105.4 | 105.7 | 105.4 | 1.0 | -0.3 | 0.3 | -0.4 | -0.3 |

1 Further information about these experimental producer price indexes is available online at <http://www.bls.gov/ppi/experimentalaggregation.htm>

2 Comprehensive relative importance figures are initially computed after the publication of December indexes and are recalculated after final December indexes are available. Individual items and subtotals may not add exactly to totals because of rounding differences.

3 The indexes for February 2012 have been recalculated to incorporate late reports and corrections by respondents. All indexes are subject to revision 4 months after original publication.

4 PPI defines finished goods, services, and construction indexes as including only the personal consumption and private capital investment portions of final demand.

5 Trade indexes measure changes in margins received by wholesalers and retailers.

6 The PPI definition of foods does not include food and beverage for immediate consumption. PPI defines food and beverage for immediate consumption as the service of preparing meals, snacks, and beverages to customer order for immediate on-premises and off-premises consumption.

7 Distributive services include transportation and trade of finished goods.

"-" Data not available.

Table 11. Experimental producer price indexes and percent changes for intermediate demand by commodity type¹
 [Nov. 2009=100, unless otherwise indicated]

| Grouping | Other index base | Relative Importance Dec. 2011 ² | Unadjusted index | | | Unadjusted percent change to June 2012 from: | | Unadjusted percent change from: | | |
|---|------------------|--|------------------------|-----------------------|------------------------|--|----------|---------------------------------|-------------|-------------|
| | | | Feb. 2012 ³ | May 2012 ³ | June 2012 ³ | June 2011 | May 2012 | Mar. to Apr. | Apr. to May | May to June |
| Processed goods for intermediate demand..... | 00/82 | 100.000 | 200.0 | 201.9 | 200.6 | -1.3 | -0.6 | 0.0 | -0.6 | -0.6 |
| Materials and components for manufacturing..... | 00/82 | 44.546 | 190.4 | 191.8 | 189.3 | -1.6 | -1.3 | 0.1 | -0.6 | -1.3 |
| Materials for manufacturing..... | | 28.629 | 121.0 | 122.2 | 119.7 | -3.0 | -2.0 | 0.1 | -0.9 | -2.0 |
| Materials for food manufacturing..... | 00/82 | 3.263 | 195.2 | 195.3 | 195.8 | 1.0 | 0.3 | 0.2 | -0.5 | 0.3 |
| Materials for nondurable manufacturing..... | 00/82 | 16.023 | 249.3 | 254.2 | 246.8 | -3.7 | -2.9 | 0.4 | -1.1 | -2.9 |
| Materials for durable manufacturing..... | 00/82 | 9.343 | 203.2 | 202.3 | 200.0 | -3.3 | -1.1 | -0.3 | -0.6 | -1.1 |
| Components for manufacturing..... | 00/82 | 15.917 | 147.3 | 147.8 | 147.8 | 1.2 | 0.0 | 0.1 | 0.1 | 0.0 |
| Components for nondurable manufacturing..... | | 0.471 | 106.8 | 107.8 | 107.4 | -0.2 | -0.4 | -0.2 | 0.2 | -0.4 |
| Components for durable manufacturing..... | | 15.445 | 104.3 | 104.6 | 104.6 | 1.2 | 0.0 | 0.1 | 0.1 | 0.0 |
| Materials and components for construction..... | 00/82 | 9.169 | 216.9 | 218.6 | 218.5 | 2.2 | 0.0 | 0.4 | 0.1 | 0.0 |
| Materials for construction..... | | 5.118 | 106.7 | 107.8 | 107.9 | 2.4 | 0.1 | 0.0 | 0.3 | 0.1 |
| Components for construction..... | | 4.051 | 108.5 | 109.0 | 108.9 | 2.2 | -0.1 | 0.7 | -0.1 | -0.1 |
| Processed fuels and lubricants for intermediate demand..... | 00/82 | 21.621 | 210.2 | 212.7 | 212.1 | -5.4 | -0.3 | -1.0 | -2.2 | -0.3 |
| Processed fuels and lubricants to manufacturing industries..... | 00/82 | 5.477 | 204.6 | 208.4 | 213.4 | -3.9 | 2.4 | -1.4 | -2.1 | 2.4 |
| Processed fuels and lubricants to nonmanufacturing industries..... | 00/82 | 16.144 | 212.7 | 214.7 | 212.3 | -5.9 | -1.1 | -0.9 | -2.2 | -1.1 |
| Containers for intermediate demand..... | 00/82 | 2.478 | 206.7 | 207.1 | 206.8 | 0.0 | -0.1 | 0.1 | 0.1 | -0.1 |
| Supplies for intermediate demand..... | 00/82 | 22.186 | 186.0 | 188.3 | 188.6 | 1.8 | 0.2 | 0.4 | 0.3 | 0.2 |
| Supplies to manufacturing industries..... | 00/82 | 2.832 | 182.1 | 183.9 | 183.5 | 0.6 | -0.2 | 0.5 | 0.1 | -0.2 |
| Supplies to nonmanufacturing industries..... | 00/82 | 19.354 | 185.1 | 187.5 | 187.9 | 2.1 | 0.2 | 0.4 | 0.4 | 0.2 |
| Supplies to nonmanufacturing industries, feeds... than feeds..... | 00/82 | 1.557 | 197.9 | 216.5 | 222.7 | 5.2 | 2.9 | 2.6 | 3.9 | 2.9 |
| Supplies to nonmanufacturing industries, other than feeds..... | 00/82 | 17.797 | 185.7 | 186.8 | 186.6 | 1.7 | -0.1 | 0.2 | 0.1 | -0.1 |
| Unprocessed goods for intermediate demand..... | 00/82 | 100.000 | 245.2 | 235.8 | 227.5 | -11.4 | -3.5 | -2.6 | -2.6 | -3.5 |
| Unprocessed foodstuffs and feedstuffs..... | 00/82 | 35.618 | 190.9 | 190.2 | 188.6 | -3.4 | -0.8 | -2.7 | -0.4 | -0.8 |
| Unprocessed nonfood materials..... | 00/82 | 64.382 | 274.4 | 258.4 | 245.1 | -15.9 | -5.1 | -2.5 | -3.9 | -5.1 |
| Unprocessed nonfood materials except fuel..... | 00/82 | 49.947 | 351.4 | 336.3 | 311.2 | -10.4 | -7.5 | -1.8 | -4.4 | -7.5 |
| Unprocessed nonfood materials except fuel to manufacturing industries..... | 00/82 | 48.089 | 333.6 | 318.6 | 293.9 | -10.9 | -7.8 | -2.0 | -4.6 | -7.8 |
| Unprocessed nonfood materials except fuel to nonmanufacturing industries..... | 00/82 | 1.858 | 210.5 | 213.1 | 213.1 | 2.8 | 0.0 | 1.1 | -0.3 | 0.0 |
| Unprocessed fuel..... | 00/82 | 14.435 | 142.4 | 125.4 | 131.8 | -31.0 | 5.1 | -5.4 | -1.2 | 5.1 |
| Unprocessed fuel to manufacturing industries.... | 00/82 | 0.546 | 183.6 | 175.4 | 175.1 | -17.3 | -0.2 | -1.4 | 0.6 | -0.2 |
| Unprocessed fuel to nonmanufacturing industries..... | 00/82 | 13.889 | 143.8 | 126.2 | 132.9 | -31.5 | 5.3 | -5.5 | -1.3 | 5.3 |
| Services for intermediate demand..... | | 100.000 | 104.6 | 104.8 | 104.9 | 1.3 | 0.1 | 0.0 | 0.1 | 0.1 |
| Traditional services for intermediate demand..... | | 67.182 | 103.0 | 103.0 | 103.2 | 0.8 | 0.2 | 0.4 | -0.2 | 0.2 |
| Traditional services for manufacturing industries.... | | 1.999 | 101.2 | 101.2 | 101.4 | -0.2 | 0.2 | -1.1 | -0.4 | 0.2 |
| Traditional services for nonmanufacturing industries..... | | 65.183 | 103.1 | 103.1 | 103.3 | 0.8 | 0.2 | 0.5 | -0.2 | 0.2 |
| Transportation services for intermediate demand.... | | 13.391 | 112.4 | 113.8 | 113.6 | 3.0 | -0.2 | 0.4 | 0.4 | -0.2 |
| Intermediate transportation of passengers..... | | 0.984 | 116.9 | 118.0 | 119.4 | 6.3 | 1.2 | 0.9 | -2.0 | 1.2 |
| Intermediate transportation of passengers to manufacturing industries..... | | 0.192 | 117.1 | 118.2 | 119.6 | 6.3 | 1.2 | 1.0 | -2.1 | 1.2 |
| Intermediate transportation of passengers to nonmanufacturing industries..... | | 0.792 | 116.9 | 117.9 | 119.3 | 6.2 | 1.2 | 0.9 | -2.0 | 1.2 |
| Intermediate transportation of goods..... | | 12.407 | 112.1 | 113.5 | 113.2 | 2.7 | -0.3 | 0.4 | 0.6 | -0.3 |
| Trade services for intermediate demand ⁴ | | 19.427 | 105.1 | 105.4 | 105.0 | 1.8 | -0.4 | -1.4 | 0.9 | -0.4 |
| Construction for intermediate demand..... | | 100.000 | 103.7 | 104.0 | 103.9 | 1.5 | -0.1 | 0.2 | 0.1 | -0.1 |
| Special Groupings | | | | | | | | | | |
| Processed materials less foods and feeds..... | 00/82 | 92.397 | 200.7 | 202.5 | 201.0 | -1.6 | -0.7 | -0.1 | -0.7 | -0.7 |
| Processed foods and feeds..... | 00/82 | 7.603 | 193.3 | 197.3 | 198.8 | 2.5 | 0.8 | 0.8 | 0.6 | 0.8 |
| Processed energy goods..... | 00/82 | 22.996 | 216.0 | 218.3 | 216.9 | -5.3 | -0.6 | -1.1 | -2.4 | -0.6 |
| Processed materials less energy..... | 00/82 | 77.004 | 189.9 | 191.7 | 190.5 | -1.9 | -0.6 | 0.5 | -0.1 | -0.6 |
| Processed materials less foods and energy..... | 00/82 | 69.401 | 193.2 | 194.7 | 193.3 | -0.3 | -0.7 | 0.2 | -0.2 | -0.7 |
| Intermediate distributive services ⁵ | 04/10 | 31.834 | 105.6 | 106.3 | 105.9 | 2.1 | -0.4 | -0.8 | 0.8 | -0.4 |
| Processed goods plus intermediate distributive services..... | 04/10 | - | 108.4 | 109.4 | 108.8 | -0.5 | -0.5 | -0.2 | -0.3 | -0.5 |
| Unprocessed materials less agricultural products..... | 00/82 | 61.245 | 275.1 | 258.2 | 245.0 | -16.3 | -5.1 | -2.5 | -4.0 | -5.1 |
| Unprocessed energy materials ⁶ | 00/82 | 39.793 | 227.9 | 208.2 | 197.2 | -20.1 | -5.3 | -3.4 | -5.2 | -5.3 |

See footnotes at end of table.

Table 11. Experimental producer price indexes and percent changes for intermediate demand by commodity type¹ — Continued
 [Nov. 2009=100, unless otherwise indicated]

| Grouping | Other index base | Relative Importance Dec. 2011 ² | Unadjusted index | | | Unadjusted percent change to June 2012 from: | | Unadjusted percent change from: | | |
|--|------------------|--|------------------------|-----------------------|------------------------|--|----------|---------------------------------|-------------|-------------|
| | | | Feb. 2012 ³ | May 2012 ³ | June 2012 ³ | June 2011 | May 2012 | Mar. to Apr. | Apr. to May | May to June |
| Unprocessed materials less energy..... | 00/82 | 60.207 | 240.5 | 238.4 | 233.2 | -5.9 | -2.2 | -2.1 | -0.8 | -2.2 |
| Unprocessed nonfood materials less energy ⁷ | 00/82 | 24.589 | 383.4 | 377.0 | 361.3 | -9.6 | -4.2 | -1.2 | -1.6 | -4.2 |

1 Further information about these experimental producer price indexes is available online at <http://www.bls.gov/ppi/experimentalaggregation.htm>

2 Comprehensive relative importance figures are initially computed after the publication of December indexes and are recalculated after final December indexes are available. Individual items and subtotals may not add exactly to totals because of rounding differences.

3 The indexes for February 2012 have been recalculated to incorporate late reports and corrections by respondents. All indexes are subject to revision 4 months after original publication.

4 Trade indexes measure changes in margins received by wholesalers and retailers.

5 Includes intermediate trade and transportation services.

6 Includes crude petroleum.

7 Excludes crude petroleum.

"-" Data not available

Table 12. Experimental producer price indexes and percent changes for intermediate demand by production flow¹

[Nov. 2009=100, unless otherwise indicated]

| Grouping | Other index base | Relative Importance Dec. 2011 ² | Unadjusted index | | | Unadjusted percent change to June 2012 from: | | Unadjusted percent change from: | | |
|---|------------------|--|------------------------|-----------------------|------------------------|--|----------|---------------------------------|-------------|-------------|
| | | | Feb. 2012 ³ | May 2012 ³ | June 2012 ³ | June 2011 | May 2012 | Mar. to Apr. | Apr. to May | May to June |
| Stage 4 intermediate demand..... | | 100.000 | 107.9 | 108.4 | 108.3 | 0.5 | -0.1 | 0.1 | -0.2 | -0.1 |
| Inputs to stage 4 goods producers..... | | 26.021 | 108.0 | 108.4 | 108.2 | 0.2 | -0.2 | -0.3 | 0.0 | -0.2 |
| Inputs to stage 4 goods producers, goods..... | | 19.453 | 108.8 | 109.4 | 109.2 | -0.2 | -0.2 | 0.1 | -0.1 | -0.2 |
| Inputs to stage 4 goods producers, food..... | | 1.808 | 126.7 | 126.0 | 125.6 | -4.4 | -0.3 | -1.1 | -1.3 | -0.3 |
| Inputs to stage 4 goods producers, energy..... | | 0.230 | 139.3 | 142.4 | 138.0 | -1.8 | -3.1 | 0.8 | -3.0 | -3.1 |
| Inputs to stage 4 goods producers, goods excluding foods and energy..... | | 17.416 | 106.8 | 107.4 | 107.3 | 0.4 | -0.1 | 0.2 | 0.1 | -0.1 |
| Inputs to stage 4 goods producers, services..... | | 6.567 | 104.9 | 104.9 | 104.7 | 1.7 | -0.2 | -1.3 | 0.5 | -0.2 |
| Inputs to stage 4 goods producers, traditional services..... | | 1.299 | 101.1 | 101.3 | 101.4 | 0.4 | 0.1 | -0.5 | 0.0 | 0.1 |
| Inputs to stage 4 goods producers, transportation services..... | | 0.179 | 112.4 | 114.2 | 113.8 | 3.4 | -0.4 | 0.4 | -0.1 | -0.4 |
| Inputs to stage 4 goods producers, transportation of passengers..... | | 0.041 | 117.1 | 118.2 | 119.6 | 6.3 | 1.2 | 1.0 | -2.1 | 1.2 |
| Inputs to stage 4 goods producers, transportation of goods..... | | 0.138 | 110.9 | 112.8 | 111.9 | 2.5 | -0.8 | 0.3 | 0.5 | -0.8 |
| Inputs to stage 4 goods producers, trade services..... | | 5.088 | 105.8 | 105.6 | 105.4 | 1.9 | -0.2 | -1.7 | 0.7 | -0.2 |
| Inputs to stage 4 services producers..... | | 53.370 | 107.3 | 107.7 | 107.8 | 0.5 | 0.1 | 0.1 | -0.3 | 0.1 |
| Inputs to stage 4 services producers, goods..... | | 18.565 | 113.0 | 113.8 | 113.6 | -0.8 | -0.2 | -0.3 | -0.5 | -0.2 |
| Inputs to stage 4 services producers, food..... | | 2.962 | 117.5 | 117.5 | 117.7 | 1.8 | 0.2 | 0.3 | -0.4 | 0.2 |
| Inputs to stage 4 services producers, energy..... | | 6.679 | 121.1 | 121.9 | 121.1 | -4.9 | -0.7 | -1.1 | -1.5 | -0.7 |
| Inputs to stage 4 services producers, goods excluding foods and energy..... | | 8.924 | 106.7 | 107.7 | 107.7 | 1.6 | 0.0 | 0.3 | 0.2 | 0.0 |
| Inputs to stage 4 services producers, services..... | | 34.462 | 104.4 | 104.6 | 104.8 | 1.3 | 0.2 | 0.3 | 0.0 | 0.2 |
| Inputs to stage 4 services producers, traditional services..... | | 26.589 | 103.4 | 103.3 | 103.4 | 0.7 | 0.1 | 0.5 | -0.4 | 0.1 |
| Inputs to stage 4 services producers, transportation services..... | | 4.358 | 109.7 | 110.9 | 110.6 | 2.5 | -0.3 | 0.3 | 0.4 | -0.3 |
| Inputs to stage 4 services producers, transportation of passengers..... | | 0.153 | 116.8 | 117.8 | 119.2 | 6.2 | 1.2 | 0.9 | -2.0 | 1.2 |
| Inputs to stage 4 services producers, transportation of goods..... | | 4.205 | 109.5 | 110.7 | 110.3 | 2.3 | -0.4 | 0.3 | 0.5 | -0.4 |
| Inputs to stage 4 services producers, trade services..... | | 3.516 | 106.2 | 107.1 | 108.9 | 3.5 | 1.7 | -1.2 | 2.0 | 1.7 |
| Inputs to stage 4 services producers, construction..... | | 0.343 | 103.7 | 104.0 | 103.9 | 1.5 | -0.1 | 0.2 | 0.1 | -0.1 |
| Inputs to stage 4 construction producers..... | | 20.609 | 108.9 | 110.0 | 109.7 | 1.0 | -0.3 | 0.2 | -0.3 | -0.3 |
| Inputs to stage 4 construction producers, goods..... | | 13.557 | 111.2 | 112.8 | 112.5 | 1.1 | -0.3 | 0.4 | -0.6 | -0.3 |
| Inputs to stage 4 construction producers, energy..... | | 2.186 | 141.5 | 147.6 | 145.4 | -5.6 | -1.5 | 0.6 | -4.3 | -1.5 |
| Inputs to stage 4 construction producers, goods excluding foods and energy..... | | 11.370 | 107.4 | 108.4 | 108.3 | 2.4 | -0.1 | 0.4 | 0.2 | -0.1 |
| Inputs to stage 4 construction producers, services..... | | 7.053 | 103.6 | 103.8 | 103.5 | 1.2 | -0.3 | -0.2 | 0.4 | -0.3 |
| Inputs to stage 4 construction producers, traditional services..... | | 4.409 | 101.9 | 101.9 | 102.0 | 1.0 | 0.1 | 0.3 | 0.2 | 0.1 |
| Inputs to stage 4 construction producers, transportation services..... | | 1.019 | 110.4 | 112.2 | 111.2 | 2.6 | -0.9 | 0.2 | 0.3 | -0.9 |
| Inputs to stage 4 construction producers, transportation of passengers..... | | 0.033 | 115.6 | 116.5 | 117.7 | 5.9 | 1.0 | 0.8 | -1.7 | 1.0 |
| Inputs to stage 4 construction producers, transportation of goods..... | | 0.987 | 110.2 | 112.0 | 111.0 | 2.5 | -0.9 | 0.3 | 0.3 | -0.9 |
| Inputs to stage 4 construction producers, trade services..... | | 1.624 | 104.1 | 104.2 | 103.1 | 1.1 | -1.1 | -1.6 | 1.1 | -1.1 |
| Stage 3 intermediate demand..... | | 100.000 | 112.3 | 112.5 | 112.3 | -0.9 | -0.2 | -0.4 | -0.3 | -0.2 |
| Inputs to stage 3 goods producers..... | | 44.371 | 118.0 | 117.9 | 117.1 | -2.1 | -0.7 | -1.3 | -0.1 | -0.7 |
| Inputs to stage 3 goods producers, goods..... | | 42.287 | 118.6 | 118.4 | 117.6 | -2.2 | -0.7 | -1.2 | -0.2 | -0.7 |
| Inputs to stage 3 goods producers, food..... | | 11.169 | 135.9 | 133.3 | 132.2 | -4.3 | -0.8 | -4.0 | 0.3 | -0.8 |
| Inputs to stage 3 goods producers, energy..... | | 4.783 | 111.9 | 111.1 | 111.7 | -6.7 | 0.5 | -1.6 | -1.2 | 0.5 |
| Inputs to stage 3 goods producers, goods excluding foods and energy..... | | 26.334 | 112.7 | 113.5 | 112.6 | -0.4 | -0.8 | -0.1 | -0.1 | -0.8 |
| Inputs to stage 3 goods producers, services..... | | 1.995 | 105.2 | 106.5 | 106.7 | 1.4 | 0.2 | -0.4 | 0.5 | 0.2 |
| Inputs to stage 3 goods producers, traditional services..... | | 0.783 | 103.5 | 103.3 | 103.5 | -0.5 | 0.2 | -1.5 | -0.6 | 0.2 |
| Inputs to stage 3 goods producers, transportation services..... | | 0.584 | 113.1 | 115.2 | 115.3 | 3.4 | 0.1 | 0.7 | 0.7 | 0.1 |
| Inputs to stage 3 goods producers, transportation of passengers..... | | 0.125 | 117.1 | 118.2 | 119.6 | 6.3 | 1.2 | 1.0 | -2.1 | 1.2 |
| Inputs to stage 3 goods producers, transportation of goods..... | | 0.459 | 112.0 | 114.4 | 114.1 | 2.5 | -0.3 | 0.7 | 1.4 | -0.3 |
| Inputs to stage 3 goods producers, trade services..... | | 0.627 | 100.5 | 102.9 | 103.3 | 2.0 | 0.4 | 0.0 | 1.5 | 0.4 |
| Inputs to stage 3 goods producers, construction..... | | 0.089 | 103.7 | 104.0 | 103.9 | 1.5 | -0.1 | 0.2 | 0.1 | -0.1 |
| Inputs to stage 3 services producers..... | | 55.157 | 107.3 | 107.8 | 108.0 | 0.2 | 0.2 | 0.3 | -0.4 | 0.2 |

See footnotes at end of table.

Table 12. Experimental producer price indexes and percent changes for intermediate demand by production flow¹ — Continued
 [Nov. 2009=100, unless otherwise indicated]

| Grouping | Other index base | Relative Importance Dec. 2011 ² | Unadjusted index | | | Unadjusted percent change to June 2012 from: | | Unadjusted percent change from: | | |
|---|------------------|--|------------------------|-----------------------|------------------------|--|----------|---------------------------------|-------------|-------------|
| | | | Feb. 2012 ³ | May 2012 ³ | June 2012 ³ | June 2011 | May 2012 | Mar. to Apr. | Apr. to May | May to June |
| Inputs to stage 3 services producers, goods..... | | 12.367 | 115.8 | 118.0 | 117.8 | -2.7 | -0.2 | -0.1 | -1.8 | -0.2 |
| Inputs to stage 3 services producers, food..... | | 0.045 | 121.6 | 124.7 | 122.1 | 0.9 | -2.1 | -5.6 | 1.8 | -2.1 |
| Inputs to stage 3 services producers, energy..... | | 7.073 | 128.0 | 131.9 | 131.8 | -5.5 | -0.1 | -0.1 | -3.2 | -0.1 |
| Inputs to stage 3 services producers, goods excluding foods and energy..... | | 5.249 | 105.0 | 105.3 | 105.2 | 0.5 | -0.1 | 0.1 | 0.0 | -0.1 |
| Inputs to stage 3 services producers, services..... | | 42.383 | 104.9 | 104.9 | 105.2 | 1.2 | 0.3 | 0.4 | 0.0 | 0.3 |
| Inputs to stage 3 services producers, traditional services..... | | 33.045 | 102.5 | 102.0 | 102.3 | 0.5 | 0.3 | 0.4 | -0.2 | 0.3 |
| Inputs to stage 3 services producers, transportation services..... | | 8.874 | 114.3 | 115.5 | 115.7 | 3.4 | 0.2 | 0.5 | 0.5 | 0.2 |
| Inputs to stage 3 services producers, transportation of passengers..... | | 0.405 | 116.4 | 117.4 | 118.8 | 6.2 | 1.2 | 0.9 | -1.9 | 1.2 |
| Inputs to stage 3 services producers, transportation of goods..... | | 8.469 | 114.2 | 115.4 | 115.5 | 3.2 | 0.1 | 0.5 | 0.6 | 0.1 |
| Inputs to stage 3 services producers, trade services..... | | 0.464 | 99.3 | 110.3 | 109.6 | 4.6 | -0.6 | 2.8 | 6.2 | -0.6 |
| Inputs to stage 3 services producers, construction..... | | 0.406 | 103.7 | 104.0 | 103.9 | 1.5 | -0.1 | 0.2 | 0.1 | -0.1 |
| Inputs to stage 3 construction producers..... | | 0.472 | 119.1 | 122.4 | 120.4 | 0.2 | -1.6 | 1.9 | -2.2 | -1.6 |
| Inputs to stage 3 construction producers, goods..... | | 0.267 | 128.3 | 133.5 | 129.4 | -1.7 | -3.1 | 2.6 | -3.2 | -3.1 |
| Inputs to stage 3 construction producers, energy..... | | 0.174 | 142.6 | 150.6 | 143.6 | -4.8 | -4.6 | 3.7 | -4.7 | -4.6 |
| Inputs to stage 3 construction producers, goods excluding foods and energy..... | | 0.092 | 107.9 | 108.8 | 109.0 | 5.1 | 0.2 | 0.6 | 0.1 | 0.2 |
| Inputs to stage 3 construction producers, services..... | | 0.206 | 107.7 | 108.7 | 109.3 | 4.1 | 0.6 | 0.8 | -1.0 | 0.6 |
| Inputs to stage 3 construction producers, traditional services..... | | 0.021 | 102.2 | 103.2 | 101.6 | 1.8 | -1.6 | 0.4 | 0.4 | -1.6 |
| Inputs to stage 3 construction producers, transportation services..... | | 0.001 | 117.1 | 118.2 | 119.7 | 6.4 | 1.3 | 1.0 | -2.1 | 1.3 |
| Inputs to stage 3 construction producers, transportation of passengers..... | | 0.001 | 117.1 | 118.2 | 119.7 | 6.4 | 1.3 | 1.0 | -2.1 | 1.3 |
| Inputs to stage 3 construction producers, trade services..... | | 0.184 | 108.2 | 109.2 | 110.1 | 4.4 | 0.8 | 0.9 | -1.2 | 0.8 |
| Stage 2 intermediate demand..... | | 100.000 | 111.4 | 109.3 | 107.1 | -6.8 | -2.0 | -1.2 | -1.6 | -2.0 |
| Inputs to stage 2 goods producers..... | | 67.066 | 115.2 | 111.8 | 108.3 | -10.3 | -3.1 | -1.9 | -2.4 | -3.1 |
| Inputs to stage 2 goods producers, goods..... | | 54.662 | 117.3 | 113.2 | 109.1 | -12.3 | -3.6 | -1.9 | -3.1 | -3.6 |
| Inputs to stage 2 goods producers, food..... | | 3.105 | 160.1 | 160.0 | 158.2 | -9.0 | -1.1 | -1.5 | -1.7 | -1.1 |
| Inputs to stage 2 goods producers, energy..... | | 24.323 | 110.3 | 99.9 | 93.2 | -22.7 | -6.7 | -4.3 | -6.7 | -6.7 |
| Inputs to stage 2 goods producers, goods excluding foods and energy..... | | 27.234 | 119.8 | 121.3 | 119.4 | -3.1 | -1.6 | -0.1 | -0.2 | -1.6 |
| Inputs to stage 2 goods producers, services..... | | 11.996 | 104.2 | 103.3 | 102.2 | 0.9 | -1.1 | -1.7 | 0.5 | -1.1 |
| Inputs to stage 2 goods producers, traditional services..... | | 2.516 | 98.8 | 97.5 | 98.4 | 0.5 | 0.9 | 0.7 | -0.5 | 0.9 |
| Inputs to stage 2 goods producers, transportation services..... | | 1.312 | 117.6 | 117.8 | 117.5 | 3.8 | -0.3 | -0.2 | 0.1 | -0.3 |
| Inputs to stage 2 goods producers, transportation of passengers..... | | 0.001 | 117.1 | 118.2 | 119.7 | 6.4 | 1.3 | 1.0 | -2.1 | 1.3 |
| Inputs to stage 2 goods producers, transportation of goods..... | | 1.310 | 117.6 | 117.8 | 117.5 | 3.8 | -0.3 | -0.2 | 0.1 | -0.3 |
| Inputs to stage 2 goods producers, trade services..... | | 8.168 | 103.6 | 102.6 | 100.8 | 0.5 | -1.8 | -2.6 | 0.7 | -1.8 |
| Inputs to stage 2 goods producers, construction..... | | 0.408 | 103.7 | 104.0 | 103.9 | 1.5 | -0.1 | 0.2 | 0.1 | -0.1 |
| Inputs to stage 2 services producers..... | | 32.934 | 104.0 | 104.2 | 104.5 | 0.9 | 0.3 | 0.2 | 0.0 | 0.3 |
| Inputs to stage 2 services producers, goods..... | | 3.556 | 111.8 | 112.2 | 111.5 | -1.0 | -0.6 | -0.3 | -1.0 | -0.6 |
| Inputs to stage 2 services producers, food..... | | - | - | - | - | - | - | - | - | - |
| Inputs to stage 2 services producers, energy..... | | 0.925 | 143.5 | 144.6 | 140.7 | -6.6 | -2.7 | -1.4 | -3.4 | -2.7 |
| Inputs to stage 2 services producers, goods excluding foods and energy..... | | 2.631 | 104.4 | 104.7 | 104.7 | 1.0 | 0.0 | 0.1 | 0.1 | 0.0 |
| Inputs to stage 2 services producers, services..... | | 29.159 | 103.0 | 103.2 | 103.6 | 1.2 | 0.4 | 0.3 | 0.1 | 0.4 |
| Inputs to stage 2 services producers, traditional services..... | | 25.966 | 102.7 | 102.8 | 103.3 | 1.0 | 0.5 | 0.4 | 0.0 | 0.5 |
| Inputs to stage 2 services producers, transportation services..... | | 1.544 | 106.1 | 106.7 | 106.5 | 2.4 | -0.2 | 0.2 | 0.2 | -0.2 |
| Inputs to stage 2 services producers, transportation of passengers..... | | 0.012 | 117.1 | 118.2 | 119.7 | 6.4 | 1.3 | 1.0 | -2.1 | 1.3 |
| Inputs to stage 2 services producers, transportation of goods..... | | 1.532 | 106.0 | 106.6 | 106.4 | 2.3 | -0.2 | 0.1 | 0.2 | -0.2 |
| Inputs to stage 2 services producers, trade services..... | | 1.650 | 103.5 | 105.7 | 104.6 | 1.9 | -1.0 | -1.5 | 1.6 | -1.0 |
| Inputs to stage 2 services producers, construction..... | | 0.219 | 103.7 | 104.0 | 103.9 | 1.5 | -0.1 | 0.2 | 0.1 | -0.1 |
| Stage 1 intermediate demand..... | | 100.000 | 114.6 | 115.9 | 114.4 | -3.1 | -1.3 | 0.0 | -0.6 | -1.3 |
| Inputs to stage 1 goods producers..... | | 48.412 | 122.9 | 123.7 | 119.5 | -6.7 | -3.4 | 0.0 | -1.0 | -3.4 |
| Inputs to stage 1 goods producers, goods..... | | 39.025 | 127.5 | 128.2 | 123.3 | -8.0 | -3.8 | 0.0 | -1.4 | -3.8 |
| Inputs to stage 1 goods producers, food..... | | 0.689 | 134.0 | 134.9 | 136.9 | -0.4 | 1.5 | 0.3 | -1.0 | 1.5 |

See footnotes at end of table.

Table 12. Experimental producer price indexes and percent changes for intermediate demand by production flow¹ — Continued
 [Nov. 2009=100, unless otherwise indicated]

| Grouping | Other index base | Relative Importance Dec. 2011 ² | Unadjusted index | | | Unadjusted percent change to June 2012 from: | | Unadjusted percent change from: | | |
|---|------------------|--|------------------------|-----------------------|------------------------|--|----------|---------------------------------|-------------|-------------|
| | | | Feb. 2012 ³ | May 2012 ³ | June 2012 ³ | June 2011 | May 2012 | Mar. to Apr. | Apr. to May | May to June |
| Inputs to stage 1 goods producers, energy..... | | 11.808 | 114.2 | 114.1 | 113.2 | -3.7 | -0.8 | -0.4 | -1.0 | -0.8 |
| Inputs to stage 1 goods producers, goods excluding foods and energy..... | | 26.529 | 134.3 | 135.5 | 128.4 | -10.2 | -5.2 | 0.2 | -1.7 | -5.2 |
| Inputs to stage 1 goods producers, services..... | | 9.368 | 103.8 | 105.1 | 103.6 | 1.0 | -1.4 | -0.4 | 0.9 | -1.4 |
| Inputs to stage 1 goods producers, traditional services..... | | 1.788 | 100.5 | 100.8 | 100.8 | 0.0 | 0.0 | -0.6 | 0.1 | 0.0 |
| Inputs to stage 1 goods producers, transportation services..... | | 1.689 | 114.2 | 116.8 | 116.4 | 2.9 | -0.3 | 0.4 | 1.7 | -0.3 |
| Inputs to stage 1 goods producers, transportation of passengers..... | | 0.050 | 117.1 | 118.2 | 119.6 | 6.3 | 1.2 | 1.0 | -2.0 | 1.2 |
| Inputs to stage 1 goods producers, transportation of goods..... | | 1.639 | 114.1 | 116.8 | 116.3 | 2.8 | -0.4 | 0.4 | 1.8 | -0.4 |
| Inputs to stage 1 goods producers, trade services..... | | 5.890 | 101.7 | 102.9 | 100.7 | 0.8 | -2.1 | -0.6 | 0.9 | -2.1 |
| Inputs to stage 1 goods producers, construction.... | | 0.019 | 103.7 | 104.0 | 103.9 | 1.5 | -0.1 | 0.2 | 0.1 | -0.1 |
| Inputs to stage 1 services producers..... | | 44.125 | 107.1 | 108.8 | 109.7 | 0.3 | 0.8 | 0.1 | -0.3 | 0.8 |
| Inputs to stage 1 services producers, goods..... | | 15.579 | 109.9 | 113.2 | 116.9 | -0.8 | 3.3 | -0.5 | 0.0 | 3.3 |
| Inputs to stage 1 services producers, food..... | | 0.058 | 107.0 | 106.9 | 107.4 | 3.1 | 0.5 | 1.3 | -2.1 | 0.5 |
| Inputs to stage 1 services producers, energy..... | | 12.342 | 111.3 | 115.0 | 119.8 | -1.9 | 4.2 | -0.8 | -0.2 | 4.2 |
| Inputs to stage 1 services producers, goods excluding foods and energy..... | | 3.178 | 105.7 | 107.1 | 107.1 | 3.2 | 0.0 | 0.2 | 0.4 | 0.0 |
| Inputs to stage 1 services producers, services..... | | 28.519 | 105.6 | 106.5 | 106.0 | 1.0 | -0.5 | 0.4 | -0.4 | -0.5 |
| Inputs to stage 1 services producers, traditional services..... | | 25.433 | 104.8 | 105.6 | 105.1 | 0.9 | -0.5 | 0.4 | -0.5 | -0.5 |
| Inputs to stage 1 services producers, transportation services..... | | 1.824 | 119.1 | 120.8 | 121.3 | 4.5 | 0.4 | 0.8 | 0.3 | 0.4 |
| Inputs to stage 1 services producers, transportation of passengers..... | | 0.385 | 116.9 | 118.0 | 119.4 | 6.3 | 1.2 | 1.0 | -2.0 | 1.2 |
| Inputs to stage 1 services producers, transportation of goods..... | | 1.439 | 119.7 | 121.6 | 121.7 | 4.0 | 0.1 | 0.8 | 1.1 | 0.1 |
| Inputs to stage 1 services producers, trade services..... | | 1.262 | 103.8 | 105.6 | 104.5 | 1.9 | -1.0 | -0.9 | 1.1 | -1.0 |
| Inputs to stage 1 services producers, construction.. | | 0.028 | 103.7 | 104.0 | 103.9 | 1.5 | -0.1 | 0.2 | 0.1 | -0.1 |
| Inputs to stage 1 construction producers..... | | 7.463 | 110.9 | 112.4 | 112.1 | 0.7 | -0.3 | 0.3 | -0.5 | -0.3 |
| Inputs to stage 1 construction producers, goods.... | | 4.996 | 113.1 | 115.0 | 114.7 | 0.1 | -0.3 | 0.4 | -0.9 | -0.3 |
| Inputs to stage 1 construction producers, energy..... | | 1.068 | 141.9 | 147.8 | 147.3 | -5.5 | -0.3 | -0.1 | -4.3 | -0.3 |
| Inputs to stage 1 construction producers, goods excluding foods and energy..... | | 3.929 | 108.2 | 109.3 | 109.0 | 1.7 | -0.3 | 0.6 | 0.1 | -0.3 |
| Inputs to stage 1 construction producers, services.. | | 2.466 | 105.8 | 106.6 | 106.2 | 2.3 | -0.4 | 0.1 | 0.2 | -0.4 |
| Inputs to stage 1 construction producers, traditional services..... | | 0.802 | 103.6 | 104.1 | 103.7 | 1.4 | -0.4 | 0.0 | 0.5 | -0.4 |
| Inputs to stage 1 construction producers, transportation services..... | | 0.484 | 110.0 | 111.7 | 110.7 | 2.6 | -0.9 | 0.2 | 0.1 | -0.9 |
| Inputs to stage 1 construction producers, transportation of passengers..... | | 0.016 | 117.1 | 118.2 | 119.7 | 6.4 | 1.3 | 1.0 | -2.1 | 1.3 |
| Inputs to stage 1 construction producers, transportation of goods..... | | 0.468 | 109.7 | 111.5 | 110.4 | 2.4 | -1.0 | 0.2 | 0.2 | -1.0 |
| Inputs to stage 1 construction producers, trade services..... | | 1.180 | 105.6 | 106.2 | 106.1 | 2.8 | -0.1 | 0.2 | -0.1 | -0.1 |
| Special Groupings | | | | | | | | | | |
| Total goods inputs to stage 4 intermediate demand.... | 04/10 | 51.575 | 108.0 | 108.9 | 108.7 | 0.0 | -0.2 | 0.0 | -0.4 | -0.2 |
| Total services inputs to stage 4 intermediate demand.... | 04/10 | 48.082 | 103.9 | 104.0 | 104.1 | 1.3 | 0.1 | 0.0 | 0.0 | 0.1 |
| Total construction inputs to stage 4 intermediate demand..... | 04/10 | 0.343 | 102.8 | 103.1 | 103.0 | 1.4 | -0.1 | 0.1 | 0.1 | -0.1 |
| Total foods inputs to stage 4 intermediate demand..... | 04/10 | 4.770 | 117.0 | 116.7 | 116.7 | -0.8 | 0.0 | -0.3 | -0.8 | 0.0 |
| Total energy goods inputs to stage 4 intermediate demand..... | 04/10 | 9.095 | 117.4 | 119.2 | 118.2 | -4.9 | -0.8 | -0.7 | -2.3 | -0.8 |
| Total goods less food and energy inputs to stage 4 intermediate demand..... | 04/10 | 37.710 | 105.1 | 105.9 | 105.8 | 1.2 | -0.1 | 0.2 | 0.2 | -0.1 |
| Total goods inputs to stage 3 intermediate demand.... | 04/10 | 54.921 | 111.1 | 111.5 | 110.9 | -2.3 | -0.5 | -1.0 | -0.5 | -0.5 |
| Total services inputs to stage 3 intermediate demand.... | 04/10 | 44.584 | 104.0 | 104.0 | 104.3 | 1.2 | 0.3 | 0.4 | 0.0 | 0.3 |
| Total construction inputs to stage 3 intermediate demand..... | 04/10 | 0.495 | 102.8 | 103.1 | 103.0 | 1.4 | -0.1 | 0.1 | 0.1 | -0.1 |
| Total foods inputs to stage 3 intermediate demand..... | 04/10 | 11.214 | 121.0 | 118.7 | 117.7 | -4.3 | -0.8 | -4.1 | 0.3 | -0.8 |
| Total energy goods inputs to stage 3 intermediate demand..... | 04/10 | 12.030 | 114.5 | 116.4 | 116.4 | -5.9 | 0.0 | -0.6 | -2.5 | 0.0 |
| Total goods less food and energy inputs to stage 3 intermediate demand..... | 04/10 | 31.675 | 106.7 | 107.4 | 106.6 | -0.3 | -0.7 | 0.0 | -0.1 | -0.7 |
| Total goods inputs to stage 2 intermediate demand.... | 04/10 | 58.218 | 111.7 | 108.1 | 104.3 | -11.7 | -3.5 | -1.9 | -2.9 | -3.5 |
| Total services inputs to stage 2 intermediate demand.... | 04/10 | 41.155 | 102.9 | 102.8 | 102.7 | 1.0 | -0.1 | -0.3 | 0.2 | -0.1 |
| Total construction inputs to stage 2 intermediate demand..... | 04/10 | 0.627 | 102.8 | 103.1 | 103.0 | 1.4 | -0.1 | 0.1 | 0.1 | -0.1 |
| Total foods inputs to stage 2 intermediate demand..... | 04/10 | 3.105 | 160.7 | 160.6 | 158.8 | -9.0 | -1.1 | -1.4 | -1.7 | -1.1 |

See footnotes at end of table.

Table 12. Experimental producer price indexes and percent changes for intermediate demand by production flow¹ — Continued
 [Nov. 2009=100, unless otherwise indicated]

| Grouping | Other index base | Relative Importance Dec. 2011 ² | Unadjusted index | | | Unadjusted percent change to June 2012 from: | | Unadjusted percent change from: | | |
|---|------------------|--|------------------------|-----------------------|------------------------|--|----------|---------------------------------|-------------|-------------|
| | | | Feb. 2012 ³ | May 2012 ³ | June 2012 ³ | June 2011 | May 2012 | Mar. to Apr. | Apr. to May | May to June |
| Total energy goods inputs to stage 2 intermediate demand..... | 04/10 | 25.248 | 108.1 | 98.3 | 91.9 | -22.1 | -6.5 | -4.2 | -6.6 | -6.5 |
| Total goods less food and energy inputs to stage 2 intermediate demand..... | 04/10 | 29.865 | 110.8 | 112.1 | 110.5 | -2.7 | -1.4 | 0.0 | -0.2 | -1.4 |
| Total goods inputs to stage 1 intermediate demand..... | 04/10 | 59.600 | 109.0 | 110.4 | 108.5 | -5.5 | -1.7 | -0.1 | -1.0 | -1.7 |
| Total services inputs to stage 1 intermediate demand..... | 04/10 | 40.353 | 104.3 | 105.3 | 104.6 | 1.2 | -0.7 | 0.2 | 0.0 | -0.7 |
| Total construction inputs to stage 1 intermediate demand..... | 04/10 | 0.047 | 102.3 | 104.0 | 103.0 | 1.9 | -1.0 | -0.9 | 1.0 | -1.0 |
| Total foods inputs to stage 1 intermediate demand..... | 04/10 | 0.747 | 123.9 | 124.7 | 126.4 | -0.2 | 1.4 | 0.3 | -1.0 | 1.4 |
| Total energy goods inputs to stage 1 intermediate demand..... | 04/10 | 25.218 | 109.2 | 111.2 | 113.0 | -2.8 | 1.6 | -0.6 | -0.6 | 1.6 |
| Total goods less food and energy inputs to stage 1 intermediate demand..... | 04/10 | 33.636 | 108.0 | 109.0 | 104.4 | -7.5 | -4.2 | 0.3 | -1.3 | -4.2 |

1 Further information about these experimental producer price indexes is available online at <http://www.bls.gov/ppi/experimentalaggregation.htm>

2 Comprehensive relative importance figures are initially computed after the publication of December indexes and are recalculated after final December indexes are available. Individual items and subtotals may not add exactly to totals because of rounding differences.

3 The indexes for February 2012 have been recalculated to incorporate late reports and corrections by respondents. All indexes are subject to revision 4 months after original publication.

"-" Data not available.

Table 13. Experimental producer price indexes and percent changes for selected commodity groupings by final demand category¹
 [1982=100, unless otherwise indicated]

| Grouping | Commodity code | Other index base | Unadjusted index | | | Unadjusted percent change to June 2012 from: | | Unadjusted percent change from: | | |
|---|----------------|------------------|------------------------|-----------------------|------------------------|--|----------|---------------------------------|-------------|-------------|
| | | | Feb. 2012 ² | May 2012 ² | June 2012 ² | June 2011 | May 2012 | Mar. to Apr. | Apr. to May | May to June |
| Final demand. | | 11/09 | 107.1 | 107.8 | 107.6 | 1.5 | -0.2 | 0.3 | -0.2 | -0.2 |
| Final demand goods. | | 11/09 | 111.1 | 111.7 | 110.9 | 0.2 | -0.7 | 0.2 | -0.6 | -0.7 |
| Final demand foods. | | 11/09 | 113.6 | 114.3 | 114.8 | 2.1 | 0.4 | 0.3 | -0.3 | 0.4 |
| Fresh fruits and melons. | 01-11 | | 116.1 | 111.2 | 114.7 | -2.6 | 3.1 | 3.7 | -7.1 | 3.1 |
| Fresh and dry vegetables. | 01-13 | | 148.6 | 161.9 | 165.3 | -11.1 | 2.1 | -5.7 | 2.6 | 2.1 |
| Eggs for fresh use. | 01-71-07 | 12/91 | 123.2 | 108.1 | 126.1 | 2.9 | 16.7 | 4.9 | -18.5 | 16.7 |
| Bakery products. | 02-11 | | 260.7 | 260.2 | 261.1 | 3.5 | 0.3 | -0.4 | -0.1 | 0.3 |
| Milled rice. | 02-13 | | 202.8 | 200.7 | 200.2 | 4.8 | -0.2 | 0.8 | 2.1 | -0.2 |
| Pasta products. | 02-14-02 | 06/85 | 207.3 | 211.7 | 204.7 | 11.4 | -3.3 | 2.2 | 0.0 | -3.3 |
| Beef and veal. | 02-21-01 | | 189.9 | 200.7 | 206.1 | 18.6 | 2.7 | 7.3 | -1.5 | 2.7 |
| Pork. | 02-21-04 | | 153.8 | 145.9 | 148.3 | -6.6 | 1.6 | -8.5 | 0.2 | 1.6 |
| Processed young chickens. | 02-22-03 | | 162.8 | 168.3 | 167.1 | 17.0 | -0.7 | 0.1 | 3.1 | -0.7 |
| Processed turkeys. | 02-22-06 | | 146.7 | 147.0 | 144.9 | -2.2 | -1.4 | 1.1 | -0.5 | -1.4 |
| Finfish and shellfish. | 02-23 | | 294.0 | 288.7 | 283.1 | 0.7 | -1.9 | 0.9 | -4.1 | -1.9 |
| Dairy products. | 02-3 | | 189.4 | 185.1 | 183.8 | -8.4 | -0.7 | -0.2 | -0.5 | -0.7 |
| Processed fruits and vegetables. | 02-4 | | 191.1 | 192.0 | 191.9 | 6.1 | -0.1 | 0.4 | 0.1 | -0.1 |
| Confectionery end products. | 02-55 | | 257.8 | 260.5 | 260.8 | 4.1 | 0.1 | 0.3 | 0.4 | 0.1 |
| Soft drinks. | 02-62 | | 192.9 | 192.6 | 190.7 | 2.4 | -1.0 | 1.8 | -1.0 | -1.0 |
| Roasted coffee. | 02-63-01 | | 227.4 | 218.1 | 218.1 | -6.2 | 0.0 | -1.8 | -2.2 | 0.0 |
| Shortening and cooking oils. | 02-78 | | 295.2 | 297.5 | 295.3 | -3.9 | -0.7 | 1.3 | -0.9 | -0.7 |
| Frozen specialties. | 02-85 | | 183.8 | 183.5 | 183.7 | 1.7 | 0.1 | -0.3 | 0.2 | 0.1 |
| Final demand energy. | | 11/09 | 125.8 | 127.7 | 123.3 | -5.6 | -3.4 | 0.8 | -2.7 | -3.4 |
| Liquefied petroleum gas. | 05-32 | | 336.4 | 311.2 | 234.2 | -37.9 | -24.7 | -7.2 | -9.8 | -24.7 |
| Residential electric power. | 05-41 | 12/90 | 157.8 | 159.0 | 159.8 | -1.2 | 0.5 | 0.3 | 0.8 | 0.5 |
| Residential gas. | 05-51 | 12/90 | 181.6 | 167.0 | 174.0 | -13.5 | 4.2 | -3.9 | -3.7 | 4.2 |
| Gasoline. | 05-71 | | 296.6 | 313.6 | 298.4 | -4.8 | -4.8 | 3.4 | -4.4 | -4.8 |
| Home heating oil and distillates. | 05-73-02 | | 286.4 | 297.5 | 268.9 | -5.2 | -9.6 | 0.5 | -1.1 | -9.6 |
| Final demand goods less foods and energy. | | 11/09 | 106.5 | 106.8 | 106.6 | 1.6 | -0.2 | 0.0 | 0.0 | -0.2 |
| Alcoholic beverages. | 02-61 | | 184.5 | 185.4 | 185.2 | 3.1 | -0.1 | 0.2 | 0.0 | -0.1 |
| Pet food. | 02-94-02 | | 237.1 | 238.2 | 241.6 | 3.2 | 1.4 | -0.2 | 0.0 | 1.4 |
| Women's, girls', and infants' apparel. | 03-81-06 | 12/03 | 103.7 | 103.6 | 103.7 | 0.5 | 0.1 | 0.4 | -0.1 | 0.1 |
| Men's and boys' apparel. | 03-81-07 | 12/03 | 111.9 | 113.0 | 112.1 | 5.2 | -0.8 | 0.7 | -0.1 | -0.8 |
| Textile housefurnishings. | 03-82 | | 141.7 | 142.1 | 142.4 | 1.7 | 0.2 | 0.0 | 0.1 | 0.2 |
| Footwear. | 04-3 | | 172.7 | 176.4 | 176.1 | 5.5 | -0.2 | 0.2 | 0.2 | -0.2 |
| Pharmaceutical preparations. | 06-38 | 06/01 | 169.4 | 170.4 | 170.0 | 6.7 | -0.2 | 0.1 | 0.5 | -0.2 |
| Soaps and synthetic detergents. | 06-71 | | 174.0 | 174.4 | 174.5 | 6.3 | 0.1 | -0.1 | 0.4 | 0.1 |
| Cleaning and polishing products. | 06-72 | 06/83 | 167.3 | 168.0 | 168.4 | 2.9 | 0.2 | -0.1 | 0.1 | 0.2 |
| Cosmetics and other toiletries. | 06-75 | | 153.7 | 153.9 | 154.3 | 1.7 | 0.3 | 0.6 | 0.2 | 0.3 |
| Tires, tubes, tread, etc. | 07-12 | | 159.7 | 159.5 | 159.6 | 3.6 | 0.1 | -0.1 | -0.2 | 0.1 |
| Sanitary paper products. | 09-15-01 | | 186.1 | 185.5 | 186.1 | 1.4 | 0.3 | 0.1 | -0.4 | 0.3 |
| Agricultural machinery and equipment. | 11-1 | | 212.8 | 213.7 | 213.9 | 2.3 | 0.1 | 0.2 | 0.0 | 0.1 |
| Construction machinery and equipment. | 11-2 | | 203.3 | 204.9 | 205.6 | 4.4 | 0.3 | 0.3 | 0.2 | 0.3 |
| Metal cutting machine tools. | 11-37 | | 184.4 | 185.0 | 184.7 | 2.9 | -0.2 | 0.2 | 0.1 | -0.2 |
| Metal forming machine tools. | 11-38 | | 206.4 | 208.5 | 209.3 | 3.3 | 0.4 | -0.6 | 1.0 | 0.4 |
| Metalworking tools, dies, jigs, fixtures, and ind. molds. | 11-39 | | 147.1 | 148.0 | 147.9 | 0.7 | -0.1 | 0.0 | 0.0 | -0.1 |
| Pumps, compressors, and equipment. | 11-41 | | 229.0 | 230.3 | 230.4 | 3.2 | 0.0 | 0.3 | 0.2 | 0.0 |
| Industrial material handling equipment. | 11-44 | | 192.7 | 193.7 | 194.7 | 3.7 | 0.5 | 0.7 | 0.3 | 0.5 |
| Electronic computers. | 11-51 | 12/04 | 25.8 | 25.3 | 25.0 | -6.0 | -1.2 | 0.4 | -1.2 | -1.2 |
| Textile machinery. | 11-62 | | 168.2 | 168.4 | 168.3 | 0.7 | -0.1 | 0.0 | 0.0 | -0.1 |
| Paper industries machinery. | 11-64 | 06/82 | 203.0 | 204.6 | 204.6 | 2.1 | 0.0 | 0.3 | -0.1 | 0.0 |
| Printing trades machinery. | 11-65 | | 157.6 | 159.1 | 159.0 | 1.7 | -0.1 | 0.0 | 1.0 | -0.1 |
| Transformers and power regulators. | 11-74 | | 232.4 | 234.7 | 234.7 | 1.6 | 0.0 | 0.4 | 0.3 | 0.0 |
| Communication and related equipment. | 11-76 | 12/85 | 106.8 | 106.7 | 106.7 | 0.7 | 0.0 | -0.1 | -0.1 | 0.0 |
| X-ray and electromedical equipment. | 11-79-05 | | 88.8 | 88.5 | 88.4 | 0.1 | -0.1 | 0.0 | 0.1 | -0.1 |
| Oil field and gas field machinery. | 11-91 | | 208.1 | 209.2 | 209.1 | 1.9 | 0.0 | 0.1 | 0.4 | 0.0 |
| Mining machinery and equipment. | 11-92 | | 242.6 | 243.9 | 244.1 | 4.0 | 0.1 | 0.5 | -0.3 | 0.1 |
| Office and store machines and equipment. | 11-93 | | 123.2 | 123.2 | 123.2 | 1.1 | 0.0 | 0.0 | -0.1 | 0.0 |
| Household furniture. | 12-1 | | 195.0 | 196.1 | 196.6 | 2.9 | 0.3 | 0.5 | 0.3 | 0.3 |
| Commercial furniture. | 12-2 | | 205.0 | 207.3 | 207.0 | 2.8 | -0.1 | 0.4 | 1.8 | -0.1 |
| Floor coverings. | 12-3 | | 181.4 | 181.2 | 181.0 | 3.5 | -0.1 | -0.2 | 0.8 | -0.1 |
| Household appliances. | 12-4 | | 116.0 | 116.4 | 117.4 | 5.0 | 0.9 | -0.3 | 0.4 | 0.9 |
| Home electronic equipment. | 12-5 | | 52.7 | 52.8 | 52.4 | 0.8 | -0.8 | 0.0 | 0.2 | -0.8 |
| Silverware and hollowware. | 12-6A | 12/11 | 99.9 | 100.3 | 99.5 | - | -0.8 | 0.0 | 0.4 | -0.8 |
| Lawn/garden equipment ex. garden tractors. | 12-66 | | 143.5 | 141.9 | 142.2 | 1.1 | 0.2 | -0.1 | 0.2 | 0.2 |
| Passenger cars. | 14-11-01 | | 131.0 | 131.0 | 130.7 | 0.6 | -0.2 | 0.2 | -0.1 | -0.2 |
| Light motor trucks. | 14-11-05 | | 159.0 | 157.2 | 157.3 | 2.7 | 0.1 | 0.0 | -1.1 | 0.1 |

See footnotes at end of table.

Table 13. Experimental producer price indexes and percent changes for selected commodity groupings by final demand category¹ — Continued
 [1982=100, unless otherwise indicated]

| Grouping | Commodity code | Other index base | Unadjusted index | | | Unadjusted percent change to June 2012 from: | | Unadjusted percent change from: | | |
|--|----------------|------------------|------------------------|-----------------------|------------------------|--|----------|---------------------------------|-------------|-------------|
| | | | Feb. 2012 ² | May 2012 ² | June 2012 ² | June 2011 | May 2012 | Mar. to Apr. | Apr. to May | May to June |
| Heavy motor trucks..... | 14-11-06 | | 204.4 | 204.4 | 204.7 | 2.8 | 0.1 | 0.3 | 0.0 | 0.1 |
| Truck trailers..... | 14-14 | | 195.5 | 197.4 | 197.2 | 2.8 | -0.1 | 0.7 | 0.0 | -0.1 |
| Travel trailers and campers..... | 14-16 | 06/84 | 175.5 | 175.7 | 179.2 | 4.6 | 2.0 | 0.0 | 0.0 | 2.0 |
| Civilian aircraft..... | 14-21-02 | 12/85 | 250.4 | 251.1 | 251.7 | 3.5 | 0.2 | 0.1 | 0.1 | 0.2 |
| Ships..... | 14-31 | 12/85 | 221.3 | 221.0 | 220.6 | -0.2 | -0.2 | -0.1 | 0.0 | -0.2 |
| Railroad equipment..... | 14-4 | | 190.1 | 191.7 | 191.1 | 2.3 | -0.3 | 0.1 | 0.7 | -0.3 |
| Toys, games, and children's vehicles..... | 15-11 | | 148.2 | 148.5 | 148.1 | 3.3 | -0.3 | 0.3 | -0.6 | -0.3 |
| Sporting and athletic goods..... | 15-12 | | 134.2 | 134.6 | 133.8 | 0.8 | -0.6 | 1.0 | 0.1 | -0.6 |
| Cigarettes..... | 15-21 | | 760.5 | 760.5 | 760.5 | 5.3 | 0.0 | 0.0 | 0.0 | 0.0 |
| Mobile homes..... | 15-5 | | 241.2 | 242.9 | 246.7 | 4.9 | 1.6 | -0.5 | 0.8 | 1.6 |
| Jewelry, platinum and karat gold..... | 15-94-02 | | 238.6 | 237.5 | 238.6 | 8.3 | 0.5 | 0.3 | -1.0 | 0.5 |
| Costume jewelry and novelties..... | 15-94-04 | | 164.0 | 163.7 | 164.3 | 2.4 | 0.4 | -0.5 | 0.1 | 0.4 |
| Final demand services..... | | 11/09 | 104.8 | 105.6 | 105.6 | 2.0 | 0.0 | 0.2 | 0.1 | 0.0 |
| Final demand traditional services..... | | 11/09 | 103.5 | 103.6 | 103.6 | 1.3 | 0.0 | 0.2 | -0.1 | 0.0 |
| Sales of books..... | 33-11 | | 330.5 | 336.3 | 336.4 | 4.0 | 0.0 | 0.3 | 0.9 | 0.0 |
| Sales and subscriptions of periodical and newspapers..... | 33-12 | 06/09 | 103.9 | 104.3 | 104.7 | 2.1 | 0.4 | -0.6 | 0.9 | 0.4 |
| Application software publishing..... | 34-2 | 06/09 | 97.7 | 98.1 | 98.1 | 0.7 | 0.0 | 1.6 | -1.1 | 0.0 |
| Residential wired telecommunication services..... | 37-11 | 06/09 | 108.7 | 108.6 | 109.4 | 3.7 | 0.7 | 0.0 | 0.7 | 0.7 |
| Cell phone and other wireless services, ex. paging..... | 37-21 | 03/09 | 88.7 | 88.5 | 88.2 | -2.8 | -0.3 | -1.1 | 0.9 | -0.3 |
| Internet access services..... | 37-4 | 03/09 | 98.0 | 98.1 | 98.1 | 0.5 | 0.0 | -0.1 | 0.1 | 0.0 |
| Consumer loans (partial)..... | 39-12 | 06/09 | 130.7 | 128.6 | 123.5 | -6.4 | -4.0 | 1.5 | -2.4 | -4.0 |
| Deposit services (partial)..... | 39-2 | 04/09 | 57.0 | 53.9 | 58.7 | -1.8 | 8.9 | -1.9 | 3.3 | 8.9 |
| Other credit intermediation services, including trust services..... | 39-3 | 04/09 | 100.7 | 100.7 | 100.4 | -1.1 | -0.3 | -0.5 | 0.4 | -0.3 |
| Securities brokerage, dealing, investment advice, and related services..... | 40-11 | 06/09 | 104.3 | 103.7 | 102.3 | -2.7 | -1.4 | -0.2 | -1.2 | -1.4 |
| Portfolio management..... | 40-2 | 12/08 | 124.2 | 131.2 | 127.9 | 0.6 | -2.5 | 2.7 | -0.4 | -2.5 |
| Life insurance..... | 41-11-01 | 03/09 | 102.6 | 103.1 | 103.4 | 1.8 | 0.3 | 0.6 | 0.0 | 0.3 |
| Disability insurance, including accidental death..... | 41-11-02 | 03/09 | 103.1 | 103.3 | 103.3 | 1.5 | 0.0 | 0.2 | 0.0 | 0.0 |
| Health and medical insurance..... | 41-11-03 | 03/09 | 112.7 | 113.0 | 113.0 | 2.5 | 0.0 | 0.0 | 0.4 | 0.0 |
| Property and casualty insurance..... | 41-11-04 | 03/09 | 106.8 | 107.0 | 107.2 | 2.4 | 0.2 | 0.0 | 0.1 | 0.2 |
| Annuities..... | 41-2 | 03/09 | 106.4 | 107.6 | 108.3 | -1.1 | 0.7 | 0.2 | 0.3 | 0.7 |
| Residential properties sales and leases..... | 43-21 | 12/08 | 94.0 | 93.5 | 93.6 | -1.1 | 0.1 | -0.1 | -0.3 | 0.1 |
| Passenger car rental..... | 44-1 | 03/09 | 86.7 | 83.9 | 85.6 | -9.4 | 2.0 | -17.7 | -7.1 | 2.0 |
| Legal services..... | 45-1 | 03/09 | 109.7 | 110.2 | 110.2 | 2.8 | 0.0 | 0.1 | 0.4 | 0.0 |
| Tax preparation and planning..... | 45-21-02 | 04/09 | 101.4 | 99.7 | 99.6 | -1.1 | -0.1 | -0.1 | -1.0 | -0.1 |
| Architectural and engineering services..... | 45-3 | 06/09 | 101.8 | 102.2 | 102.2 | 1.3 | 0.0 | -0.1 | 0.7 | 0.0 |
| Arrangement of flights..... | 47-1 | 06/09 | 103.3 | 102.7 | 102.3 | -1.3 | -0.4 | -0.1 | -0.9 | -0.4 |
| Arrangement of vehicle rentals and lodging..... | 47-2 | 12/08 | 85.7 | 86.0 | 84.4 | -6.4 | -1.9 | 6.2 | -4.1 | -1.9 |
| Arrangement of cruises and tours (partial)..... | 47-3 | 12/08 | 102.7 | 102.6 | 104.1 | 3.2 | 1.5 | 1.6 | 0.7 | 1.5 |
| Physician care..... | 51-11-01 | 03/09 | 106.1 | 106.2 | 106.1 | 1.1 | -0.1 | -0.1 | 0.0 | -0.1 |
| Medical labs and diagnostic imaging..... | 51-11-02 | 03/09 | 100.0 | 99.8 | 99.7 | 0.0 | -0.1 | -0.4 | 0.0 | -0.1 |
| Home health and hospice care..... | 51-11-03 | 12/08 | 102.4 | 102.4 | 102.4 | 0.7 | 0.0 | 0.3 | 0.2 | 0.0 |
| Hospital outpatient care..... | 51-11-04 | 12/08 | 111.1 | 111.5 | 111.6 | 2.7 | 0.1 | 0.2 | 0.3 | 0.1 |
| Hospital inpatient care..... | 51-21-01 | 12/08 | 111.7 | 111.9 | 111.9 | 2.8 | 0.0 | 0.3 | 0.2 | 0.0 |
| Nursing home care..... | 51-21-02 | 12/08 | 108.3 | 107.7 | 108.2 | 1.4 | 0.5 | 0.2 | 0.4 | 0.5 |
| Computer training school services..... | 52-1 | 12/08 | 101.4 | 101.4 | 101.4 | 0.5 | 0.0 | 0.0 | -0.1 | 0.0 |
| Traveler accommodation services..... | 53-11 | 06/09 | 100.1 | 102.2 | 103.9 | 5.9 | 1.7 | 1.2 | -2.9 | 1.7 |
| Food and beverage for immediate consumption services (partial)..... | 54-1 | 06/09 | 105.7 | 106.2 | 105.8 | 3.6 | -0.4 | 0.6 | -0.1 | -0.4 |
| Motor vehicle repair and maintenance (partial)..... | 55-2 | 12/08 | 113.6 | 114.9 | 116.1 | 5.4 | 1.0 | 0.3 | 1.1 | 1.0 |
| Membership dues and admissions and recreation facility use fees (partial)..... | 56-1 | 06/09 | 105.5 | 105.7 | 106.6 | 2.0 | 0.9 | 0.1 | 0.1 | 0.9 |
| Recreational activity instruction fees (partial)..... | 56-2 | 12/08 | 107.4 | 107.4 | 107.4 | 3.2 | 0.0 | -0.3 | 0.0 | 0.0 |
| Gaming receipts (partial)..... | 56-3 | 12/08 | 103.8 | 104.3 | 104.9 | 0.7 | 0.6 | 0.3 | -1.6 | 0.6 |
| Final demand transportation services..... | | 11/09 | 113.2 | 114.8 | 114.7 | 3.5 | -0.1 | 0.7 | -0.4 | -0.1 |
| Rail transportation of freight and mail..... | 30-11 | 12/08 | 113.6 | 116.6 | 116.4 | 3.1 | -0.2 | 0.5 | 2.5 | -0.2 |
| Truck transportation of freight..... | 30-12 | 06/09 | 110.4 | 112.1 | 111.0 | 2.4 | -1.0 | 0.2 | 0.1 | -1.0 |
| Air transportation of freight..... | 30-14 | 12/08 | 115.6 | 115.8 | 115.8 | 1.8 | 0.0 | 6.1 | -3.5 | 0.0 |
| Rail transportation of passengers..... | 30-21 | 12/08 | 108.6 | 108.6 | 108.7 | 3.6 | 0.1 | 0.0 | 0.0 | 0.1 |
| Airline passengers services..... | 30-22 | 12/08 | 115.1 | 116.2 | 117.6 | 6.3 | 1.2 | 0.9 | -2.0 | 1.2 |
| Final demand trade services ³ | | 11/09 | 105.8 | 107.6 | 107.8 | 3.5 | 0.2 | 0.3 | 0.4 | 0.2 |
| Machinery and equipment wholesaling..... | 57-1 | 06/09 | 105.4 | 107.1 | 107.1 | 3.8 | 0.0 | 0.2 | 0.1 | 0.0 |
| Furnishings wholesaling..... | 57-2 | 03/09 | 83.3 | 80.6 | 81.9 | 5.3 | 1.6 | -2.0 | -5.0 | 1.6 |
| Chemicals and allied products wholesaling..... | 57-5 | 03/09 | 102.2 | 102.4 | 101.2 | -1.1 | -1.2 | 0.3 | -0.6 | -1.2 |
| Paper and plastics products wholesaling..... | 57-6 | 03/09 | 93.6 | 101.0 | 94.9 | 1.1 | -6.0 | 2.8 | 1.4 | -6.0 |
| Apparel wholesaling..... | 57-7 | 03/09 | 86.0 | 88.7 | 88.7 | 13.1 | 0.0 | 3.1 | 0.0 | 0.0 |

See footnotes at end of table.

Table 13. Experimental producer price indexes and percent changes for selected commodity groupings by final demand category¹ — Continued
 [1982=100, unless otherwise indicated]

| Grouping | Commodity code | Other index base | Unadjusted index | | | Unadjusted percent change to June 2012 from: | | Unadjusted percent change from: | | |
|---|----------------|------------------|------------------------|-----------------------|------------------------|--|----------|---------------------------------|-------------|-------------|
| | | | Feb. 2012 ² | May 2012 ² | June 2012 ² | June 2011 | May 2012 | Mar. to Apr. | Apr. to May | May to June |
| Food and alcohol wholesaling..... | 57-8 | 06/09 | 111.4 | 108.9 | 106.3 | -4.1 | -2.4 | -13.9 | 5.9 | -2.4 |
| Food and alcohol retailing..... | 58-1 | 03/09 | 111.6 | 111.4 | 113.8 | 4.9 | 2.2 | 0.4 | -1.6 | 2.2 |
| Health and beauty goods retailing, incl. optical. ... | 58-2 | 03/09 | 117.2 | 118.2 | 115.6 | 5.3 | -2.2 | -0.3 | 0.8 | -2.2 |
| Apparel and jewelry retailing..... | 58-3 | 06/09 | 111.6 | 115.5 | 112.9 | 9.5 | -2.3 | 10.5 | -7.5 | -2.3 |
| Computer hardware, software, and supplies retailing..... | 58-4 | 03/09 | 90.9 | 82.9 | 85.1 | 6.6 | 2.7 | -4.4 | -3.8 | 2.7 |
| TV, video, and photographic equipment and supplies retailing..... | 58-5 | 03/09 | 75.4 | 72.6 | 74.6 | -7.6 | 2.8 | -5.1 | 0.1 | 2.8 |
| Automobiles and automobile parts retailing. | 58-6 | 06/09 | 106.5 | 110.4 | 111.5 | -0.8 | 1.0 | -0.6 | 3.0 | 1.0 |
| Manufactured (mobile) homes retailing..... | 58-7 | 03/09 | 100.7 | 102.8 | 100.5 | -0.9 | -2.2 | 0.0 | 0.8 | -2.2 |
| RVs, trailers, and campers retailing..... | 58-8 | 03/09 | 106.4 | 103.5 | 105.0 | -4.0 | 1.4 | -2.0 | 1.5 | 1.4 |
| Sporting goods, including boats retailing..... | 58-9 | 03/09 | 100.8 | 102.1 | 101.7 | 5.4 | -0.4 | -1.5 | 2.4 | -0.4 |
| Lawn, garden, and farm equipment and supplies retailing..... | 58-A | 03/09 | 106.7 | 104.7 | 103.3 | 8.6 | -1.3 | 5.0 | -0.5 | -1.3 |
| Furniture retailing..... | 58-B | 03/09 | 99.6 | 95.3 | 101.3 | 2.5 | 6.3 | -3.3 | -2.0 | 6.3 |
| Flooring and floor coverings retailing..... | 58-C | 03/09 | 115.8 | 95.2 | 88.8 | -26.3 | -6.7 | -23.0 | -7.9 | -6.7 |
| Hardware, building materials, and supplies retailing..... | 58-D | 03/09 | 103.6 | 104.9 | 106.2 | 5.5 | 1.2 | 1.5 | -1.9 | 1.2 |
| Major household appliances retailing..... | 58-E | 03/09 | 98.5 | 101.8 | 102.6 | 25.3 | 0.8 | 30.3 | -2.1 | 0.8 |
| Fuels and lubricants retailing..... | 58-F | 06/09 | 99.2 | 125.7 | 123.2 | 1.0 | -2.0 | 8.8 | 13.9 | -2.0 |
| Cleaning supplies and paper products retailing. ... | 58-G | 03/09 | 126.9 | 127.1 | 127.6 | 3.0 | 0.4 | 2.2 | -0.7 | 0.4 |
| Book retailing..... | 58-H | 03/09 | 112.5 | 117.6 | 119.1 | 8.4 | 1.3 | -0.2 | 0.4 | 1.3 |
| Final demand construction..... | | 11/09 | 105.0 | 105.5 | 105.5 | 3.6 | 0.0 | 0.4 | 0.1 | 0.0 |
| New warehouse building construction..... | 80-11-01 | 12/04 | 129.6 | 130.7 | 130.7 | 4.2 | 0.0 | 0.4 | 0.3 | 0.0 |
| New school building construction..... | 80-11-02 | 12/05 | 138.8 | 139.8 | 139.9 | 4.4 | 0.1 | 0.5 | 0.1 | 0.1 |
| New office building construction..... | 80-11-03 | 06/06 | 117.6 | 117.9 | 118.0 | 3.5 | 0.1 | 0.2 | 0.1 | 0.1 |
| New industrial building construction..... | 80-11-04 | 06/07 | 109.7 | 109.9 | 109.9 | 3.3 | 0.0 | 0.6 | -0.1 | 0.0 |

1 Further information about these experimental producer price indexes is available online at <http://www.bls.gov/ppi/experimentalaggregation.htm>

2 The indexes for February 2012 have been recalculated to incorporate late reports and corrections by respondents. All indexes are subject to revision 4 months after original publication.

3 Trade indexes measure changes in margins received by wholesalers and retailers.

"-" Data not available.

Table 14. Experimental producer price indexes and percent changes for selected commodity groupings of intermediate demand by commodity type category¹
 [1982=100, unless otherwise indicated]

| Grouping | Commodity code | Other index base | Unadjusted index | | | Unadjusted percent change to June 2012 from: | | Unadjusted percent change from: | | |
|---|----------------|------------------|------------------------|-----------------------|------------------------|--|----------|---------------------------------|-------------|-------------|
| | | | Feb. 2012 ² | May 2012 ² | June 2012 ² | June 2011 | May 2012 | Mar. to Apr. | Apr. to May | May to June |
| Processed goods for intermediate demand..... | | | 200.0 | 201.9 | 200.6 | -1.3 | -0.6 | 0.0 | -0.6 | -0.6 |
| Processed foods and feeds..... | | | 193.3 | 197.3 | 198.8 | 2.5 | 0.8 | 0.8 | 0.6 | 0.8 |
| Flour..... | 02-12-03 | | 221.6 | 219.3 | 219.4 | -2.4 | 0.0 | 0.0 | -2.6 | 0.0 |
| Meats..... | 02-21 | | 174.1 | 176.6 | 179.4 | 7.4 | 1.6 | 1.1 | -0.6 | 1.6 |
| Processed poultry..... | 02-22 | | 153.7 | 157.8 | 158.4 | 13.1 | 0.4 | 0.0 | 2.5 | 0.4 |
| Dairy products..... | 02-3 | | 189.4 | 185.1 | 183.8 | -8.4 | -0.7 | -0.2 | -0.5 | -0.7 |
| Processed fruits and vegetables..... | 02-4 | | 191.1 | 192.0 | 191.9 | 6.1 | -0.1 | 0.4 | 0.1 | -0.1 |
| Refined sugar and byproducts..... | 02-53 | | 211.8 | 209.1 | 207.5 | -3.4 | -0.8 | 0.4 | -0.5 | -0.8 |
| Confectionary materials..... | 02-54 | | 176.8 | 176.3 | 175.5 | -5.2 | -0.5 | -9.4 | -0.2 | -0.5 |
| Other beverage materials..... | 02-64-01 | | 212.5 | 211.8 | 212.5 | 5.1 | 0.3 | 0.0 | 0.0 | 0.3 |
| Fats and oils..... | 02-7 | | 299.0 | 301.3 | 299.5 | -3.1 | -0.6 | 1.5 | -0.3 | -0.6 |
| Processed eggs..... | 02-83 | | 139.8 | 136.9 | 140.8 | -7.6 | 2.8 | 3.2 | -12.9 | 2.8 |
| Prepared animal feeds..... | 02-9 | | 198.4 | 213.3 | 219.3 | 4.9 | 2.8 | 2.1 | 3.1 | 2.8 |
| Processed materials less foods and feeds..... | | | 200.7 | 202.5 | 201.0 | -1.6 | -0.7 | -0.1 | -0.7 | -0.7 |
| Synthetic fibers..... | 03-1 | | 122.4 | 123.6 | 124.7 | 3.9 | 0.9 | 0.9 | -1.0 | 0.9 |
| Processed yarns and threads..... | 03-2 | | 144.9 | 143.0 | 142.3 | -13.0 | -0.5 | -0.5 | -0.8 | -0.5 |
| Gray fabrics..... | 03-3 | | 143.5 | 142.8 | 142.9 | -4.1 | 0.1 | -1.9 | 0.2 | 0.1 |
| Finished fabrics..... | 03-4 | | 150.9 | 151.3 | 151.2 | 1.5 | -0.1 | 0.1 | 0.5 | -0.1 |
| Industrial textile products..... | 03-83-03 | | 155.9 | 157.0 | 159.0 | 3.2 | 1.3 | 0.4 | 0.0 | 1.3 |
| Leather..... | 04-2 | | 248.4 | 259.0 | 258.5 | -3.1 | -0.2 | 2.7 | -1.4 | -0.2 |
| Liquefied petroleum gas..... | 05-32 | | 336.4 | 311.2 | 234.2 | -37.9 | -24.7 | -7.2 | -9.8 | -24.7 |
| Commercial electric power..... | 05-42 | | 179.4 | 183.9 | 188.3 | -0.1 | 2.4 | 0.3 | 2.7 | 2.4 |
| Industrial electric power..... | 05-43 | | 200.3 | 201.8 | 206.3 | 0.3 | 2.2 | -0.7 | 1.7 | 2.2 |
| Commercial natural gas..... | 05-52 | 12/90 | 184.8 | 165.0 | 170.3 | -15.0 | 3.2 | -2.2 | -6.1 | 3.2 |
| Industrial natural gas..... | 05-53 | 12/90 | 177.1 | 153.6 | 157.5 | -18.8 | 2.5 | -3.6 | -7.7 | 2.5 |
| Natural gas to electric utilities..... | 05-54 | 12/90 | 158.9 | 147.4 | 152.0 | -10.2 | 3.1 | -5.6 | -1.5 | 3.1 |
| Gasoline..... | 05-71 | | 296.6 | 313.6 | 298.4 | -4.8 | -4.8 | 3.4 | -4.4 | -4.8 |
| Jet fuel..... | 05-72-03 | | 325.9 | 312.8 | 286.1 | -10.2 | -8.5 | -1.1 | -5.4 | -8.5 |
| No 2 diesel fuel..... | 05-73-03 | | 329.2 | 327.7 | 298.1 | -10.7 | -9.0 | -0.9 | -3.6 | -9.0 |
| Residual fuels..... | 05-74 | | 297.5 | 300.8 | 276.6 | -5.4 | -8.0 | 0.7 | -7.5 | -8.0 |
| Basic inorganic chemicals..... | 06-13 | | 296.9 | 303.3 | 302.4 | -0.7 | -0.3 | -8.0 | 1.5 | -0.3 |
| Basic organic chemicals..... | 06-14 | | 319.5 | 329.6 | 315.7 | -9.6 | -4.2 | 1.6 | -2.1 | -4.2 |
| Prepared paint..... | 06-21 | | 267.3 | 271.8 | 270.0 | 8.9 | -0.7 | 0.4 | 0.6 | -0.7 |
| Paint materials..... | 06-22 | | 282.7 | 304.8 | 302.1 | 19.3 | -0.9 | -0.7 | 3.4 | -0.9 |
| Medicinal and botanical chemicals..... | 06-31 | | 176.8 | 177.3 | 177.4 | 0.8 | 0.1 | -0.6 | -0.2 | 0.1 |
| Fats and oils, inedible..... | 06-4 | | 338.7 | 354.5 | 341.0 | -4.7 | -3.8 | 1.7 | 0.7 | -3.8 |
| Mixed fertilizers..... | 06-51 | | 206.7 | 207.5 | 209.5 | 7.2 | 1.0 | 0.3 | -0.1 | 1.0 |
| Nitrogenates..... | 06-52-01 | | 349.0 | 367.5 | 380.3 | 8.8 | 3.5 | 4.4 | 2.8 | 3.5 |
| Phosphates..... | 06-52-02 | | 288.8 | 274.9 | 263.2 | -7.6 | -4.3 | -2.9 | -0.7 | -4.3 |
| Other agricultural chemicals..... | 06-53 | | 182.6 | 183.4 | 185.8 | 6.8 | 1.3 | -1.0 | 1.9 | 1.3 |
| Plastic resins and materials..... | 06-6 | | 234.9 | 241.2 | 234.9 | -1.5 | -2.6 | 0.1 | 0.6 | -2.6 |
| Synthetic rubber..... | 07-11-02 | | 269.7 | 291.5 | 267.5 | -5.7 | -8.2 | 1.5 | -0.7 | -8.2 |
| Plastic construction products..... | 07-21 | | 206.4 | 206.7 | 205.8 | 1.9 | -0.4 | 1.9 | -0.7 | -0.4 |
| Unsupported plastic film/sheet/other shapes..... | 07-22 | | 211.0 | 213.8 | 212.5 | -0.6 | -0.6 | -0.3 | 0.2 | -0.6 |
| Parts for manufacturing from plastics..... | 07-26 | | 139.6 | 140.6 | 140.4 | 0.9 | -0.1 | 0.4 | 0.3 | -0.1 |
| Softwood lumber..... | 08-11 | | 161.6 | 176.1 | 175.6 | 11.0 | -0.3 | 1.4 | 4.8 | -0.3 |
| Hardwood lumber..... | 08-12 | | 183.0 | 183.1 | 181.7 | -2.5 | -0.8 | 0.1 | -0.5 | -0.8 |
| Millwork..... | 08-2 | | 213.5 | 215.7 | 216.6 | 3.4 | 0.4 | 0.4 | 0.1 | 0.4 |
| Plywood..... | 08-3 | | 180.7 | 189.3 | 191.1 | 14.3 | 1.0 | 1.2 | 1.3 | 1.0 |
| Treated wood..... | 08-71-01 | 06/85 | 171.9 | 188.8 | 184.2 | 14.2 | -2.4 | 0.7 | 5.4 | -2.4 |
| Woodpulp..... | 09-11 | | 187.3 | 188.0 | 187.3 | -5.7 | -0.4 | 0.0 | 1.7 | -0.4 |
| Paper..... | 09-13 | | 190.9 | 191.3 | 192.1 | 0.2 | 0.4 | -0.3 | 0.3 | 0.4 |
| Paperboard..... | 09-14 | | 226.3 | 226.1 | 226.0 | -2.6 | 0.0 | 0.2 | -0.1 | 0.0 |
| Paper boxes and containers..... | 09-15-03 | | 226.4 | 226.0 | 225.9 | -0.7 | 0.0 | 0.0 | -0.2 | 0.0 |
| Building paper and board..... | 09-2 | | 169.7 | 177.9 | 179.5 | 10.8 | 0.9 | 1.3 | 1.7 | 0.9 |
| Commercial printing..... | 09-47 | 06/82 | 169.5 | 170.2 | 170.0 | 0.1 | -0.1 | 0.0 | 0.0 | -0.1 |
| Foundry and forge shop products..... | 10-15 | | 206.6 | 206.9 | 207.0 | 2.6 | 0.0 | 0.2 | -0.1 | 0.0 |
| Steel mill products..... | 10-17 | | 217.9 | 215.3 | 212.4 | -3.2 | -1.3 | 0.2 | -0.9 | -1.3 |
| Primary nonferrous metals..... | 10-22 | | 225.3 | 212.9 | 206.3 | -16.1 | -3.1 | -2.6 | -3.0 | -3.1 |
| Aluminum mill shapes..... | 10-25-01 | | 182.4 | 178.9 | 178.0 | -9.2 | -0.5 | -0.9 | -1.9 | -0.5 |
| Copper and brass mill shapes..... | 10-25-02 | | 447.1 | 432.9 | 415.3 | -12.6 | -4.1 | -2.7 | -1.6 | -4.1 |
| Titanium mill shapes..... | 10-25-05 | | 202.4 | 200.9 | 202.0 | 1.1 | 0.5 | 1.5 | 0.5 | 0.5 |
| Nonferrous wire and cable..... | 10-26 | | 273.4 | 269.7 | 264.0 | -7.3 | -2.1 | 0.7 | -1.9 | -2.1 |
| Metal containers..... | 10-3 | | 151.7 | 152.1 | 152.0 | -0.5 | -0.1 | 0.1 | -0.1 | -0.1 |
| Hardware..... | 10-4 | | 201.9 | 202.4 | 202.8 | 1.7 | 0.2 | 0.2 | 0.1 | 0.2 |
| Plumbing fixtures and brass fittings..... | 10-5 | | 240.2 | 241.2 | 241.2 | 1.5 | 0.0 | -0.5 | 0.0 | 0.0 |
| Heating equipment..... | 10-6 | | 233.0 | 232.9 | 235.5 | 3.8 | 1.1 | 0.0 | 0.0 | 1.1 |

See footnotes at end of table.

Table 14. Experimental producer price indexes and percent changes for selected commodity groupings of intermediate demand by commodity type category¹ — Continued
 [1982=100, unless otherwise indicated]

| Grouping | Commodity code | Other index base | Unadjusted index | | | Unadjusted percent change to June 2012 from: | | Unadjusted percent change from: | | |
|--|----------------|------------------|------------------------|-----------------------|------------------------|--|----------|---------------------------------|-------------|-------------|
| | | | Feb. 2012 ² | May 2012 ² | June 2012 ² | June 2011 | May 2012 | Mar. to Apr. | Apr. to May | May to June |
| Fabricated structural metal products..... | 10-7 | | 213.5 | 215.2 | 215.5 | 1.5 | 0.1 | 0.6 | -0.1 | 0.1 |
| Fabricated ferrous wire products..... | 10-88 | 06/82 | 220.2 | 220.5 | 220.6 | 1.5 | 0.0 | 0.0 | 0.9 | 0.0 |
| Other miscellaneous metal products..... | 10-89 | | 160.3 | 159.9 | 160.0 | 0.6 | 0.1 | -0.2 | -0.1 | 0.1 |
| Mechanical power transmission equipment..... | 11-45 | | 246.2 | 247.2 | 248.3 | 3.3 | 0.4 | 0.5 | 0.0 | 0.4 |
| Air conditioning and refrigeration equipment..... | 11-48 | | 172.5 | 171.3 | 170.3 | 1.6 | -0.6 | -0.3 | -0.2 | -0.6 |
| Metal valves, except fluid power..... | 11-49-02 | 12/82 | 272.3 | 275.8 | 277.1 | 5.4 | 0.5 | 0.5 | -0.1 | 0.5 |
| Ball and roller bearings..... | 11-49-05 | | 239.7 | 240.3 | 245.8 | 3.6 | 2.3 | 0.0 | 0.2 | 2.3 |
| Wiring devices..... | 11-71 | | 223.6 | 224.8 | 224.8 | 3.2 | 0.0 | 0.2 | 0.5 | 0.0 |
| Motors, generators, motor generator sets..... | 11-73 | | 207.2 | 206.8 | 206.8 | 1.7 | 0.0 | -0.2 | 0.0 | 0.0 |
| Switchgear, switchboard, etc. equipment..... | 11-75 | | 212.8 | 212.6 | 212.4 | 0.6 | -0.1 | 0.4 | 0.0 | -0.1 |
| Electronic components and accessories..... | 11-78 | | 69.5 | 69.4 | 69.3 | -3.1 | -0.1 | -1.1 | 0.3 | -0.1 |
| Internal combustion engines..... | 11-94 | | 165.2 | 166.5 | 165.8 | 0.9 | -0.4 | 0.1 | -0.1 | -0.4 |
| Machine shop products..... | 11-95 | | 181.8 | 182.3 | 182.0 | 1.2 | -0.2 | 0.8 | -0.1 | -0.2 |
| Flat glass..... | 13-11 | | 113.7 | 113.5 | 113.6 | 1.4 | 0.1 | -0.1 | 0.0 | 0.1 |
| Cement..... | 13-22 | | 189.0 | 191.1 | 192.0 | 2.1 | 0.5 | 0.4 | -0.3 | 0.5 |
| Concrete products..... | 13-3 | | 214.0 | 213.3 | 214.0 | 1.5 | 0.3 | -0.1 | -0.4 | 0.3 |
| Asphalt felts and coatings..... | 13-6 | | 220.8 | 227.8 | 229.1 | -3.7 | 0.6 | -2.3 | 1.5 | 0.6 |
| Gypsum products..... | 13-7 | | 229.1 | 229.0 | 231.5 | 13.2 | 1.1 | -1.9 | 1.2 | 1.1 |
| Glass containers..... | 13-8 | | 187.6 | 188.1 | 188.1 | 2.4 | 0.0 | 0.0 | 0.6 | 0.0 |
| Motor vehicle parts..... | 14-12 | | 124.5 | 125.2 | 125.1 | 1.1 | -0.1 | 0.2 | 0.4 | -0.1 |
| Aircraft engines and parts..... | 14-23 | 12/85 | 210.0 | 210.2 | 211.3 | 3.7 | 0.5 | -0.1 | 0.1 | 0.5 |
| Aircraft parts and auxiliary equipment, n.e.c..... | 14-25 | 06/85 | 170.6 | 171.0 | 171.3 | 0.0 | 0.2 | 0.1 | 0.1 | 0.2 |
| Photographic supplies..... | 15-42 | | 143.4 | 148.9 | 148.9 | 19.7 | 0.0 | 0.0 | 0.9 | 0.0 |
| Medical/surgical/personal aid devices..... | 15-6 | | 172.9 | 172.0 | 172.5 | 0.4 | 0.3 | -0.3 | -0.3 | 0.3 |
| Unprocessed goods for intermediate demand..... | | | 245.2 | 235.8 | 227.5 | -11.4 | -3.5 | -2.6 | -2.6 | -3.5 |
| Unprocessed foodstuffs and feedstuffs..... | | | 190.9 | 190.2 | 188.6 | -3.4 | -0.8 | -2.7 | -0.4 | -0.8 |
| Wheat..... | 01-21 | | 193.3 | 183.7 | 186.4 | -20.8 | 1.5 | -3.5 | -3.2 | 1.5 |
| Corn..... | 01-22-02 | | 256.8 | 249.7 | 247.6 | -17.9 | -0.8 | -3.5 | -3.5 | -0.8 |
| Slaughter cattle..... | 01-31 | | 192.3 | 188.7 | 181.7 | 10.0 | -3.7 | -2.0 | 1.0 | -3.7 |
| Slaughter hogs..... | 01-32 | | 107.7 | 103.2 | 117.3 | 4.8 | 13.7 | -6.9 | 1.4 | 13.7 |
| Slaughter broilers/fryers..... | 01-41-02 | | 232.9 | 245.3 | 235.8 | 0.5 | -3.9 | -13.1 | 8.1 | -3.9 |
| Slaughter turkeys..... | 01-42 | | 197.4 | 216.0 | 207.9 | 0.8 | -3.8 | 4.0 | 1.6 | -3.8 |
| Fluid milk..... | 01-6 | | 132.3 | 122.6 | 120.4 | -24.0 | -1.8 | -2.9 | -2.9 | -1.8 |
| Oilseeds..... | 01-83-01 | | 237.2 | 263.7 | 268.8 | 7.0 | 1.9 | 5.4 | -1.3 | 1.9 |
| Raw cane sugar and byproducts..... | 02-52-01 | | 191.7 | 180.2 | 181.7 | -5.1 | 0.8 | 1.8 | -8.2 | 0.8 |
| Unprocessed nonfood materials..... | | | 274.4 | 258.4 | 245.1 | -15.9 | -5.1 | -2.5 | -3.9 | -5.1 |
| Raw cotton..... | 01-51 | | 153.9 | 158.4 | 138.4 | 2.1 | -12.6 | -2.1 | 3.8 | -12.6 |
| Hides and skins..... | 04-1 | | 243.5 | 281.6 | 278.1 | -2.0 | -1.2 | 0.4 | 2.1 | -1.2 |
| Coal..... | 05-1 | | 212.2 | 214.2 | 208.8 | 0.9 | -2.5 | 1.2 | 1.7 | -2.5 |
| Natural gas..... | 05-31 | | 115.3 | 88.4 | 101.7 | -44.7 | 15.0 | -11.7 | -4.3 | 15.0 |
| Crude petroleum..... | 05-61 | | 295.3 | 274.2 | 243.0 | -12.5 | -11.4 | -2.5 | -7.6 | -11.4 |
| Logs, bolts, timber, and pulpwood..... | 08-5 | | 235.0 | 234.0 | 229.8 | 2.4 | -1.8 | -0.3 | -0.1 | -1.8 |
| Wastepaper..... | 09-12 | | 404.8 | 395.4 | 395.7 | -21.6 | 0.1 | 0.7 | -4.0 | 0.1 |
| Iron ore..... | 10-11 | | 189.6 | 194.6 | 197.7 | 24.7 | 1.6 | - | - | 1.6 |
| Iron and steel scrap..... | 10-12 | | 627.3 | 613.1 | 537.3 | -18.3 | -12.4 | -2.2 | -1.0 | -12.4 |
| Nonferrous metal ores..... | 10-21 | 12/83 | 377.7 | 348.4 | 350.8 | -7.2 | 0.7 | -2.4 | -4.7 | 0.7 |
| Copper base scrap..... | 10-23-01 | | 639.6 | 632.4 | 599.3 | -10.6 | -5.2 | -1.2 | -0.7 | -5.2 |
| Aluminum base scrap..... | 10-23-02 | | 241.1 | 239.4 | 233.7 | -16.7 | -2.4 | -3.7 | -2.2 | -2.4 |
| Construction sand, gravel, and crushed stone..... | 13-21 | | 270.2 | 273.7 | 273.7 | 2.3 | 0.0 | 1.2 | -0.3 | 0.0 |
| Industrial sand..... | 13-99-01 | 06/82 | 274.8 | 276.4 | 276.4 | 11.9 | 0.0 | -0.2 | -0.1 | 0.0 |
| Services for intermediate demand..... | | | 104.6 | 104.8 | 104.9 | 1.3 | 0.1 | 0.0 | 0.1 | 0.1 |
| Traditional services for intermediate demand..... | | 11/09 | 103.0 | 103.0 | 103.2 | 0.8 | 0.2 | 0.4 | -0.2 | 0.2 |
| Network compensation from broadcast and cable television..... | 35 | 06/09 | 105.8 | 106.6 | 105.8 | 1.3 | -0.8 | 0.0 | 3.0 | -0.8 |
| Advertising space sales in periodicals and newspapers..... | 36-11 | 06/09 | 101.6 | 101.9 | 102.3 | 1.4 | 0.4 | -0.1 | 0.1 | 0.4 |
| Advertising space sales in directories and mailing lists..... | 36-12 | 12/08 | 106.2 | 106.5 | 106.6 | 2.2 | 0.1 | 0.1 | 0.2 | 0.1 |
| Television advertising time sales..... | 36-2 | 06/09 | 109.9 | 114.8 | 118.5 | 7.8 | 3.2 | 0.7 | 2.7 | 3.2 |
| Radio advertising time sales..... | 36-3 | 03/09 | 94.8 | 100.0 | 101.4 | -0.9 | 1.4 | 2.8 | 0.9 | 1.4 |
| Internet advertising space sales, ex. internet ads sold by print publishers..... | 36-5 | 12/09 | 92.1 | 92.0 | 94.6 | -5.7 | 2.8 | -3.8 | 4.2 | 2.8 |
| Business wired telecommunication services..... | 37-12 | 06/09 | 96.0 | 96.0 | 95.8 | -0.9 | -0.2 | 0.0 | 0.1 | -0.2 |
| Cell phone and other wireless services, ex. paging..... | 37-21 | 03/09 | 88.7 | 88.5 | 88.2 | -2.8 | -0.3 | -1.1 | 0.9 | -0.3 |
| Cable and satellite subscriber services..... | 37-3 | 12/08 | 108.3 | 108.7 | 108.6 | 1.7 | -0.1 | 0.2 | 0.1 | -0.1 |
| Data processing and related services..... | 38-1 | 06/09 | 100.2 | 100.3 | 100.4 | 0.4 | 0.1 | 0.1 | 0.0 | 0.1 |
| Business loans (partial)..... | 39-11 | 04/09 | 226.5 | 218.5 | 219.2 | -0.1 | 0.3 | 4.1 | -2.5 | 0.3 |

See footnotes at end of table.

Table 14. Experimental producer price indexes and percent changes for selected commodity groupings of intermediate demand by commodity type category¹ — Continued
 [1982=100, unless otherwise indicated]

| Grouping | Commodity code | Other index base | Unadjusted index | | | Unadjusted percent change to June 2012 from: | | Unadjusted percent change from: | | |
|--|----------------|------------------|------------------------|-----------------------|------------------------|--|----------|---------------------------------|-------------|-------------|
| | | | Feb. 2012 ² | May 2012 ² | June 2012 ² | June 2011 | May 2012 | Mar. to Apr. | Apr. to May | May to June |
| Deposit services (partial)..... | 39-2 | 04/09 | 57.0 | 53.9 | 58.7 | -1.8 | 8.9 | -1.9 | 3.3 | 8.9 |
| Other credit intermediation services, including trust services..... | 39-3 | 04/09 | 100.7 | 100.7 | 100.4 | -1.1 | -0.3 | -0.5 | 0.4 | -0.3 |
| Securities, brokerage, dealing, investment advice, and related services..... | 40-11 | 06/09 | 104.3 | 103.7 | 102.3 | -2.7 | -1.4 | -0.2 | -1.2 | -1.4 |
| Portfolio management..... | 40-2 | 12/08 | 124.2 | 131.2 | 127.9 | 0.6 | -2.5 | 2.7 | -0.4 | -2.5 |
| Investment banking..... | 40-3 | 12/08 | 125.1 | 125.4 | 123.0 | 3.5 | -1.9 | 4.3 | 0.4 | -1.9 |
| Life insurance..... | 41-11-01 | 03/09 | 102.6 | 103.1 | 103.4 | 1.8 | 0.3 | 0.6 | 0.0 | 0.3 |
| Disability insurance, including accidental death..... | 41-11-02 | 03/09 | 103.1 | 103.3 | 103.3 | 1.5 | 0.0 | 0.2 | 0.0 | 0.0 |
| Health and medical insurance..... | 41-11-03 | 03/09 | 112.7 | 113.0 | 113.0 | 2.5 | 0.0 | 0.0 | 0.4 | 0.0 |
| Property and casualty insurance..... | 41-11-04 | 03/09 | 106.8 | 107.0 | 107.2 | 2.4 | 0.2 | 0.0 | 0.1 | 0.2 |
| Annuities..... | 41-2 | 03/09 | 106.4 | 107.6 | 108.3 | -1.1 | 0.7 | 0.2 | 0.3 | 0.7 |
| Commissions from sales of insurance..... | 42-1 | 06/09 | 100.5 | 100.7 | 100.7 | 0.4 | 0.0 | 0.1 | 0.1 | 0.0 |
| Nonresidential real estate rents..... | 43-11 | 06/09 | 99.7 | 99.6 | 102.1 | 1.9 | 2.5 | 0.2 | 0.0 | 2.5 |
| Nonresidential property sales and leases..... | 43-12 | 12/08 | 99.4 | 102.6 | 102.5 | 6.2 | -0.1 | 1.7 | 1.5 | -0.1 |
| Residential property management fees..... | 43-22 | 12/08 | 101.1 | 102.2 | 102.8 | 2.2 | 0.6 | 1.4 | -0.5 | 0.6 |
| Passenger car rental..... | 44-1 | 03/09 | 86.7 | 83.9 | 85.6 | -9.4 | 2.0 | -17.7 | -7.1 | 2.0 |
| Truck, utility trailer, and RV rental and leasing..... | 44-2 | 06/09 | 106.6 | 107.4 | 109.1 | 5.6 | 1.6 | 0.8 | -0.3 | 1.6 |
| Construction, mining, and forestry machinery and equipment rental and leasing..... | 44-3 | 03/09 | 101.8 | 103.4 | 99.8 | 2.0 | -3.5 | 1.1 | -0.1 | -3.5 |
| Legal services..... | 45-1 | 03/09 | 109.7 | 110.2 | 110.2 | 2.8 | 0.0 | 0.1 | 0.4 | 0.0 |
| Accounting services (partial)..... | 45-2 | 06/09 | 98.2 | 97.1 | 97.3 | -0.6 | 0.2 | -0.4 | 0.1 | 0.2 |
| Architectural and engineering services..... | 45-3 | 06/09 | 101.8 | 102.2 | 102.2 | 1.3 | 0.0 | -0.1 | 0.7 | 0.0 |
| Management, scientific, and technical consulting..... | 45-4 | 06/09 | 103.0 | 102.3 | 102.6 | 0.3 | 0.3 | -0.9 | 0.0 | 0.3 |
| Advertising and related services (partial)..... | 45-5 | 12/08 | 100.5 | 100.7 | 100.9 | 1.7 | 0.2 | 0.2 | 0.6 | 0.2 |
| Permanent placement services..... | 46-1 | 03/09 | 96.9 | 98.6 | 98.9 | -1.3 | 0.3 | 0.8 | 0.6 | 0.3 |
| Executive search services..... | 46-2 | 12/08 | 99.0 | 99.0 | 99.0 | -0.1 | 0.0 | 0.0 | 0.0 | 0.0 |
| Staffing services..... | 46-3 | 06/09 | 102.4 | 102.2 | 101.9 | 0.4 | -0.3 | 0.7 | -0.7 | -0.3 |
| Guard services..... | 48-1 | 03/09 | 101.1 | 101.0 | 101.0 | 0.4 | 0.0 | 0.0 | 0.0 | 0.0 |
| Janitorial services..... | 49-1 | 03/09 | 103.3 | 103.5 | 103.5 | 1.7 | 0.0 | 0.0 | 0.1 | 0.0 |
| Waste collection..... | 50-1 | 12/08 | 109.8 | 110.2 | 109.7 | 1.0 | -0.5 | 0.1 | -0.3 | -0.5 |
| Traveler accommodation services..... | 53-11 | 06/09 | 100.1 | 102.2 | 103.9 | 5.9 | 1.7 | 1.2 | -2.9 | 1.7 |
| Commercial and industrial machinery and equipment repair and maintenance..... | 55-1 | 03/09 | 109.1 | 109.4 | 109.5 | 1.5 | 0.1 | -0.5 | 0.0 | 0.1 |
| Ship repair and maintenance..... | 55-3 | 06/09 | 104.2 | 105.3 | 105.8 | 3.2 | 0.5 | 0.5 | 0.4 | 0.5 |
| Aircraft repair and maintenance..... | 55-4 | 04/09 | 107.8 | 107.2 | 107.2 | 0.8 | 0.0 | -0.6 | 0.0 | 0.0 |
| Transportation services for intermediate demand..... | | 11/09 | 112.4 | 113.8 | 113.6 | 3.0 | -0.2 | 0.4 | 0.4 | -0.2 |
| Rail transportation of freight and mail..... | 30-11 | 12/08 | 113.6 | 116.6 | 116.4 | 3.1 | -0.2 | 0.5 | 2.5 | -0.2 |
| Truck transportation of freight..... | 30-12 | 06/09 | 110.4 | 112.1 | 111.0 | 2.4 | -1.0 | 0.2 | 0.1 | -1.0 |
| Water transportation of freight..... | 30-13 | 06/09 | 120.2 | 125.6 | 125.6 | 1.4 | 0.0 | 5.7 | -10.3 | -0.5 |
| Air transportation of freight..... | 30-14 | 12/08 | 115.6 | 115.8 | 115.8 | 1.8 | 0.0 | 6.1 | -3.5 | 0.0 |
| Pipeline transportation of petroleum..... | 30-15-01 | 06/09 | 124.5 | 123.7 | 123.7 | 3.9 | 0.0 | -0.6 | 0.0 | 0.0 |
| US Postal services..... | 30-16-01 | 06/89 | 196.0 | 196.0 | 196.0 | 2.3 | 0.0 | 0.0 | 0.0 | 0.0 |
| Courier and messenger services, ex. air..... | 30-16-02 | 04/09 | 123.9 | 124.6 | 125.4 | 6.5 | 0.6 | 0.2 | 0.6 | 0.6 |
| Transportation of passengers (partial)..... | 30-2 | 06/09 | 124.7 | 125.9 | 127.4 | 6.3 | 1.2 | 1.0 | -2.0 | 1.2 |
| Services related to water transportation..... | 31-1 | 06/09 | 108.7 | 109.5 | 109.0 | 2.1 | -0.5 | 0.6 | 0.0 | -0.5 |
| Services related to air transportation..... | 31-2 | 04/09 | 108.4 | 110.3 | 109.3 | 2.9 | -0.9 | 1.2 | 1.4 | -0.9 |
| Arrangement of freight and cargo..... | 31-31 | 12/08 | 103.3 | 106.6 | 105.9 | 0.9 | -0.7 | 1.2 | 2.8 | -0.7 |
| Warehousing, storage, and related services..... | 32-1 | 12/08 | 98.7 | 98.5 | 98.2 | -3.0 | -0.3 | -0.3 | -0.4 | -0.3 |
| Trade services for intermediate demand ³ | | 11/09 | 105.1 | 105.4 | 105.0 | 1.8 | -0.4 | -1.4 | 0.9 | -0.4 |
| Parts and supplies for machinery and equipment wholesaling..... | 57-11-02 | 03/09 | 104.0 | 103.7 | 104.7 | 3.6 | 1.0 | 0.4 | -0.3 | 1.0 |
| Building materials, paint, and hardware wholesaling..... | 57-3 | 03/09 | 97.2 | 97.2 | 95.4 | -3.6 | -1.9 | -2.8 | 3.5 | -1.9 |
| Metals, minerals, and ores wholesaling..... | 57-4 | 03/09 | 126.4 | 112.8 | 110.3 | 2.5 | -2.2 | -8.5 | -1.6 | -2.2 |
| Chemicals and allied products wholesaling..... | 57-5 | 03/09 | 102.2 | 102.4 | 101.2 | -1.1 | -1.2 | 0.3 | -0.6 | -1.2 |
| Paper and plastics products wholesaling..... | 57-6 | 03/09 | 93.6 | 101.0 | 94.9 | 1.1 | -6.0 | 2.8 | 1.4 | -6.0 |
| Food wholesaling..... | 57-81-01 | 03/09 | 109.8 | 106.9 | 104.3 | -7.0 | -2.4 | -14.6 | 5.8 | -2.4 |
| Automotive parts, including tires, retailing..... | 58-61-02 | 03/09 | 99.6 | 102.9 | 104.8 | 1.8 | 1.8 | -1.2 | 1.2 | 1.8 |
| Hardware, building materials, and supplies retailing..... | 58-D | 03/09 | 103.6 | 104.9 | 106.2 | 5.5 | 1.2 | 1.5 | -1.9 | 1.2 |
| Construction for intermediate demand..... | | 11/09 | 103.7 | 104.0 | 103.9 | 1.5 | -0.1 | 0.2 | 0.1 | -0.1 |
| Nonresidential building maintenance and repair construction..... | 80-2 | 12/10 | 104.8 | 105.1 | 105.0 | 1.4 | -0.1 | 0.1 | 0.1 | -0.1 |

¹ Further information about these experimental producer price indexes is available online at <http://www.bls.gov/ppi/experimentalaggregation.htm>

² The indexes for February 2012 have been recalculated to incorporate late reports and corrections by respondents. All indexes are subject to revision 4 months after original publication.

³ Trade indexes measure changes in margins received by wholesalers and retailers.

"-" Data not available.

Table 15. Experimental producer price indexes and percent changes for selected commodity groupings of intermediate demand by production flow category¹
 [1982=100, unless otherwise indicated]

| Grouping | Commodity code | Other index base | Unadjusted index | | | Unadjusted percent change to June 2012 from: | | Unadjusted percent change from: | | |
|--|----------------|------------------|------------------------|-----------------------|------------------------|--|----------|---------------------------------|-------------|-------------|
| | | | Feb. 2012 ² | May 2012 ² | June 2012 ² | June 2011 | May 2012 | Mar. to Apr. | Apr. to May | May to June |
| Stage 4 intermediate demand..... | | 11/09 | 107.9 | 108.4 | 108.3 | 0.5 | -0.1 | 0.1 | -0.2 | -0.1 |
| Stage 4 intermediate demand goods..... | | 04/10 | 108.0 | 108.9 | 108.7 | 0.0 | -0.2 | 0.0 | -0.4 | -0.2 |
| Meats..... | 02-21 | | 174.1 | 176.6 | 179.4 | 7.4 | 1.6 | 1.1 | -0.6 | 1.6 |
| Dairy products..... | 02-3 | | 189.4 | 185.1 | 183.8 | -8.4 | -0.7 | -0.2 | -0.5 | -0.7 |
| Commercial electric power..... | 05-42 | | 179.4 | 183.9 | 188.3 | -0.1 | 2.4 | 0.3 | 2.7 | 2.4 |
| Commercial natural gas..... | 05-52 | 12/90 | 184.8 | 165.0 | 170.3 | -15.0 | 3.2 | -2.2 | -6.1 | 3.2 |
| Gasoline..... | 05-71 | | 296.6 | 313.6 | 298.4 | -4.8 | -4.8 | 3.4 | -4.4 | -4.8 |
| Jet fuel..... | 05-72-03 | | 325.9 | 312.8 | 286.1 | -10.2 | -8.5 | -1.1 | -5.4 | -8.5 |
| No. 2 diesel fuel..... | 05-73-03 | | 329.2 | 327.7 | 298.1 | -10.7 | -9.0 | -0.9 | -3.6 | -9.0 |
| Basic organic chemicals..... | 06-14 | | 319.5 | 329.6 | 315.7 | -9.6 | -4.2 | 1.6 | -2.1 | -4.2 |
| Prepared paint..... | 06-21 | | 267.3 | 271.8 | 270.0 | 8.9 | -0.7 | 0.4 | 0.6 | -0.7 |
| Medicinal and botanical chemicals..... | 06-31 | | 176.8 | 177.3 | 177.4 | 0.8 | 0.1 | -0.6 | -0.2 | 0.1 |
| Biologics for human use..... | 06-37-19 | 06/09 | 113.6 | 113.8 | 113.7 | 1.4 | -0.1 | 0.4 | 0.4 | -0.1 |
| Plastic construction products..... | 07-21 | | 206.4 | 206.7 | 205.8 | 1.9 | -0.4 | 1.9 | -0.7 | -0.4 |
| Unsupported plastic film/sheet/other shapes..... | 07-22 | | 211.0 | 213.8 | 212.5 | -0.6 | -0.6 | -0.3 | 0.2 | -0.6 |
| Parts for manufacturing from plastics..... | 07-26 | | 139.6 | 140.6 | 140.4 | 0.9 | -0.1 | 0.4 | 0.3 | -0.1 |
| Packaging products from plastics..... | 07-2A | 12/06 | 112.2 | 116.4 | 115.9 | 1.7 | -0.4 | 2.1 | 0.8 | -0.4 |
| Millwork..... | 08-2 | | 213.5 | 215.7 | 216.6 | 3.4 | 0.4 | 0.4 | 0.1 | 0.4 |
| Sanitary paper products..... | 09-15-01 | | 186.1 | 185.5 | 186.1 | 1.4 | 0.3 | 0.1 | -0.4 | 0.3 |
| Paper boxes and containers..... | 09-15-03 | | 226.4 | 226.0 | 225.9 | -0.7 | 0.0 | 0.0 | -0.2 | 0.0 |
| Nonferrous wire and cable..... | 10-26 | | 273.4 | 269.7 | 264.0 | -7.3 | -2.1 | 0.7 | -1.9 | -2.1 |
| Fabricated structural metal products..... | 10-7 | | 213.5 | 215.2 | 215.5 | 1.5 | 0.1 | 0.6 | -0.1 | 0.1 |
| Other miscellaneous metal products..... | 10-89 | | 160.3 | 159.9 | 160.0 | 0.6 | 0.1 | -0.2 | -0.1 | 0.1 |
| Air conditioning and refrigeration equipment..... | 11-48 | | 172.5 | 171.3 | 170.3 | 1.6 | -0.6 | -0.3 | -0.2 | -0.6 |
| Electronic components and accessories..... | 11-78 | | 69.5 | 69.4 | 69.3 | -3.1 | -0.1 | -1.1 | 0.3 | -0.1 |
| Misc. electrical machinery and equipment..... | 11-79 | | 118.8 | 119.2 | 119.3 | 1.9 | 0.1 | 0.1 | 0.3 | 0.1 |
| Machine shop products..... | 11-95 | | 181.8 | 182.3 | 182.0 | 1.2 | -0.2 | 0.8 | -0.1 | -0.2 |
| Concrete ingredients and related products..... | 13-2 | | 236.1 | 239.0 | 239.3 | 2.2 | 0.1 | 1.0 | -0.3 | 0.1 |
| Concrete products..... | 13-3 | | 214.0 | 213.3 | 214.0 | 1.5 | 0.3 | -0.1 | -0.4 | 0.3 |
| Prepared asphalt, tar roofing and siding products..... | 13-61 | | 206.3 | 214.7 | 216.2 | -6.4 | 0.7 | -2.6 | 1.8 | 0.7 |
| Paving mixtures and blocks..... | 13-94 | | 313.6 | 318.4 | 322.2 | 6.6 | 1.2 | 1.2 | 0.0 | 1.2 |
| Motor vehicle parts..... | 14-12 | | 124.5 | 125.2 | 125.1 | 1.1 | -0.1 | 0.2 | 0.4 | -0.1 |
| Aircraft engines and parts..... | 14-23 | 12/85 | 210.0 | 210.2 | 211.3 | 3.7 | 0.5 | -0.1 | 0.1 | 0.5 |
| Aircraft parts and auxiliary equipment, n.e.c..... | 14-25 | 06/85 | 170.6 | 171.0 | 171.3 | 0.0 | 0.2 | 0.1 | 0.1 | 0.2 |
| Surgical appliances and supplies..... | 15-63 | 06/83 | 200.8 | 199.4 | 200.1 | 0.5 | 0.4 | -0.8 | -0.8 | 0.4 |
| Stage 4 intermediate demand services..... | | 04/10 | 103.9 | 104.0 | 104.1 | 1.3 | 0.1 | 0.0 | 0.0 | 0.1 |
| Truck transportation of freight..... | 30-12 | 06/09 | 110.4 | 112.1 | 111.0 | 2.4 | -1.0 | 0.2 | 0.1 | -1.0 |
| US Postal services, and courier and messenger services..... | 30-16 | 06/09 | 117.3 | 118.0 | 118.3 | 4.3 | 0.3 | 0.4 | 0.3 | 0.3 |
| Warehousing, storage, and related services..... | 32-1 | 12/08 | 98.7 | 98.5 | 98.2 | -3.0 | -0.3 | -0.3 | -0.4 | -0.3 |
| Advertising space sales in periodicals and newspapers..... | 36-11 | 06/09 | 101.6 | 101.9 | 102.3 | 1.4 | 0.4 | -0.1 | 0.1 | 0.4 |
| Business wired telecommunication services..... | 37-12 | 06/09 | 96.0 | 96.0 | 95.8 | -0.9 | -0.2 | 0.0 | 0.1 | -0.2 |
| Wireless telecommunication services..... | 37-2 | 06/09 | 90.8 | 90.6 | 90.3 | -2.6 | -0.3 | -1.2 | 1.0 | -0.3 |
| Business loans (partial)..... | 39-11 | 04/09 | 226.5 | 218.5 | 219.2 | -0.1 | 0.3 | 4.1 | -2.5 | 0.3 |
| Deposit services (partial)..... | 39-2 | 04/09 | 57.0 | 53.9 | 58.7 | -1.8 | 8.9 | -1.9 | 3.3 | 8.9 |
| Other credit intermediation services, including trust services..... | 39-3 | 04/09 | 100.7 | 100.7 | 100.4 | -1.1 | -0.3 | -0.5 | 0.4 | -0.3 |
| Securities brokerage, dealing, investment advice, and related services..... | 40-11 | 06/09 | 104.3 | 103.7 | 102.3 | -2.7 | -1.4 | -0.2 | -1.2 | -1.4 |
| Portfolio management..... | 40-2 | 12/08 | 124.2 | 131.2 | 127.9 | 0.6 | -2.5 | 2.7 | -0.4 | -2.5 |
| Investment banking..... | 40-3 | 12/08 | 125.1 | 125.4 | 123.0 | 3.5 | -1.9 | 4.3 | 0.4 | -1.9 |
| Insurance..... | 41-11 | 06/09 | 107.8 | 108.1 | 108.2 | 2.3 | 0.1 | 0.1 | 0.2 | 0.1 |
| Annuities..... | 41-2 | 03/09 | 106.4 | 107.6 | 108.3 | -1.1 | 0.7 | 0.2 | 0.3 | 0.7 |
| Nonresidential real estate rents..... | 43-11 | 06/09 | 99.7 | 99.6 | 102.1 | 1.9 | 2.5 | 0.2 | 0.0 | 2.5 |
| Nonresidential property sales and leases..... | 43-12 | 12/08 | 99.4 | 102.6 | 102.5 | 6.2 | -0.1 | 1.7 | 1.5 | -0.1 |
| Residential property management fees..... | 43-22 | 12/08 | 101.1 | 102.2 | 102.8 | 2.2 | 0.6 | 1.4 | -0.5 | 0.6 |
| Construction, mining, and forestry machinery and equipment rental and leasing..... | 44-3 | 03/09 | 101.8 | 103.4 | 99.8 | 2.0 | -3.5 | 1.1 | -0.1 | -3.5 |
| Legal services..... | 45-1 | 03/09 | 109.7 | 110.2 | 110.2 | 2.8 | 0.0 | 0.1 | 0.4 | 0.0 |
| Accounting services (partial)..... | 45-2 | 06/09 | 98.2 | 97.1 | 97.3 | -0.6 | 0.2 | -0.4 | 0.1 | 0.2 |
| Architectural and engineering services..... | 45-3 | 06/09 | 101.8 | 102.2 | 102.2 | 1.3 | 0.0 | -0.1 | 0.7 | 0.0 |
| Management, scientific, and technical consulting..... | 45-4 | 06/09 | 103.0 | 102.3 | 102.6 | 0.3 | 0.3 | -0.9 | 0.0 | 0.3 |
| Advertising agency services..... | 45-51 | 12/08 | 100.5 | 100.7 | 100.9 | 1.7 | 0.2 | 0.2 | 0.6 | 0.2 |
| Staffing services..... | 46-3 | 06/09 | 102.4 | 102.2 | 101.9 | 0.4 | -0.3 | 0.7 | -0.7 | -0.3 |
| Janitorial services..... | 49-1 | 03/09 | 103.3 | 103.5 | 103.5 | 1.7 | 0.0 | 0.0 | 0.1 | 0.0 |
| Commercial and industrial machinery and equipment repair and maintenance..... | 55-1 | 03/09 | 109.1 | 109.4 | 109.5 | 1.5 | 0.1 | -0.5 | 0.0 | 0.1 |

See footnotes at end of table.

Table 15. Experimental producer price indexes and percent changes for selected commodity groupings of intermediate demand by production flow category¹ — Continued
 [1982=100, unless otherwise indicated]

| Grouping | Commodity code | Other index base | Unadjusted index | | | Unadjusted percent change to June 2012 from: | | Unadjusted percent change from: | | |
|---|----------------|------------------|------------------------|-----------------------|------------------------|--|----------|---------------------------------|-------------|-------------|
| | | | Feb. 2012 ² | May 2012 ² | June 2012 ² | June 2011 | May 2012 | Mar. to Apr. | Apr. to May | May to June |
| Aircraft repair and maintenance..... | 55-4 | 04/09 | 107.8 | 107.2 | 107.2 | 0.8 | 0.0 | -0.6 | 0.0 | 0.0 |
| Machinery and equipment wholesaling..... | 57-1 | 06/09 | 105.4 | 107.1 | 107.1 | 3.8 | 0.0 | 0.2 | 0.1 | 0.0 |
| Building materials, paint, and hardware wholesaling..... | 57-3 | 03/09 | 97.2 | 97.2 | 95.4 | -3.6 | -1.9 | -2.8 | 3.5 | -1.9 |
| Metals, minerals, and ores wholesaling..... | 57-4 | 03/09 | 126.4 | 112.8 | 110.3 | 2.5 | -2.2 | -8.5 | -1.6 | -2.2 |
| Chemicals and allied products wholesaling..... | 57-5 | 03/09 | 102.2 | 102.4 | 101.2 | -1.1 | -1.2 | 0.3 | -0.6 | -1.2 |
| Paper and plastics products wholesaling..... | 57-6 | 03/09 | 93.6 | 101.0 | 94.9 | 1.1 | -6.0 | 2.8 | 1.4 | -6.0 |
| Food and alcohol wholesaling..... | 57-8 | 06/09 | 111.4 | 108.9 | 106.3 | -4.1 | -2.4 | -13.9 | 5.9 | -2.4 |
| Stage 3 intermediate demand..... | | 11/09 | 112.3 | 112.5 | 112.3 | -0.9 | -0.2 | -0.4 | -0.3 | -0.2 |
| Stage 3 intermediate demand goods..... | | 04/10 | 111.1 | 111.5 | 110.9 | -2.3 | -0.5 | -1.0 | -0.5 | -0.5 |
| Corn..... | 01-22-02 | | 256.8 | 249.7 | 247.6 | -17.9 | -0.8 | -3.5 | -3.5 | -0.8 |
| Slaughter cattle..... | 01-31 | | 192.3 | 188.7 | 181.7 | 10.0 | -3.7 | -2.0 | 1.0 | -3.7 |
| Slaughter poultry..... | 01-4 | | 222.1 | 234.9 | 226.2 | 0.3 | -3.7 | -10.0 | 6.7 | -3.7 |
| Fluid milk..... | 01-6 | | 132.3 | 122.6 | 120.4 | -24.0 | -1.8 | -2.9 | -2.9 | -1.8 |
| Bituminous coal and lignite..... | 05-12 | | 212.1 | 214.1 | 208.6 | 0.8 | -2.6 | 1.1 | 1.7 | -2.6 |
| Natural gas..... | 05-31 | | 115.3 | 88.4 | 101.7 | -44.7 | 15.0 | -11.7 | -4.3 | 15.0 |
| Commercial electric power..... | 05-42 | | 179.4 | 183.9 | 188.3 | -0.1 | 2.4 | 0.3 | 2.7 | 2.4 |
| Industrial electric power..... | 05-43 | | 200.3 | 201.8 | 206.3 | 0.3 | 2.2 | -0.7 | 1.7 | 2.2 |
| Commercial natural gas..... | 05-52 | 12/90 | 184.8 | 165.0 | 170.3 | -15.0 | 3.2 | -2.2 | -6.1 | 3.2 |
| Natural gas to electric utilities..... | 05-54 | 12/90 | 158.9 | 147.4 | 152.0 | -10.2 | 3.1 | -5.6 | -1.5 | 3.1 |
| Gasoline..... | 05-71 | | 296.6 | 313.6 | 298.4 | -4.8 | -4.8 | 3.4 | -4.4 | -4.8 |
| No. 2 diesel fuel..... | 05-73-03 | | 329.2 | 327.7 | 298.1 | -10.7 | -9.0 | -0.9 | -3.6 | -9.0 |
| Inorganic chemicals, other than alkalis and chlorine..... | 06-13-02 | | 305.6 | 313.3 | 311.8 | -0.9 | -0.5 | -9.8 | 2.1 | -0.5 |
| Basic organic chemicals..... | 06-14 | | 319.5 | 329.6 | 315.7 | -9.6 | -4.2 | 1.6 | -2.1 | -4.2 |
| Thermoplastic resins and plastics materials..... | 06-62 | | 237.6 | 244.7 | 237.2 | -2.0 | -3.1 | -0.1 | 0.7 | -3.1 |
| Synthetic rubber..... | 07-11-02 | | 269.7 | 291.5 | 267.5 | -5.7 | -8.2 | 1.5 | -0.7 | -8.2 |
| Unsupported plastic film/sheet/other shapes..... | 07-22 | | 211.0 | 213.8 | 212.5 | -0.6 | -0.6 | -0.3 | 0.2 | -0.6 |
| Converted paper and paperboard products..... | 09-15 | | 218.6 | 218.7 | 218.7 | 0.5 | 0.0 | 0.1 | 0.0 | 0.0 |
| Commercial printing..... | 09-47 | 06/82 | 169.5 | 170.2 | 170.0 | 0.1 | -0.1 | 0.0 | 0.0 | -0.1 |
| Foundry and forge shop products..... | 10-15 | | 206.6 | 206.9 | 207.0 | 2.6 | 0.0 | 0.2 | -0.1 | 0.0 |
| Steel mill products..... | 10-17 | | 217.9 | 215.3 | 212.4 | -3.2 | -1.3 | 0.2 | -0.9 | -1.3 |
| Nonferrous mill shapes..... | 10-25 | | 215.1 | 209.7 | 206.4 | -10.2 | -1.6 | -1.7 | -1.8 | -1.6 |
| Nonferrous foundry shop products..... | 10-28 | | 212.3 | 211.8 | 209.4 | -2.2 | -1.1 | 0.4 | -0.7 | -1.1 |
| Struct., arch., pre-eng. metal products..... | 10-74 | | 210.0 | 213.4 | 213.7 | 2.9 | 0.1 | 1.3 | -0.3 | 0.1 |
| Other miscellaneous metal products..... | 10-89 | | 160.3 | 159.9 | 160.0 | 0.6 | 0.1 | -0.2 | -0.1 | 0.1 |
| Construction sand, gravel, and crushed stone..... | 13-21 | | 270.2 | 273.7 | 273.7 | 2.3 | 0.0 | 1.2 | -0.3 | 0.0 |
| Cement..... | 13-22 | | 189.0 | 191.1 | 192.0 | 2.1 | 0.5 | 0.4 | -0.3 | 0.5 |
| Motor vehicle parts..... | 14-12 | | 124.5 | 125.2 | 125.1 | 1.1 | -0.1 | 0.2 | 0.4 | -0.1 |
| Stage 3 intermediate demand services..... | | 04/10 | 104.0 | 104.0 | 104.3 | 1.2 | 0.3 | 0.4 | 0.0 | 0.3 |
| Rail transportation of freight and mail..... | 30-11 | 12/08 | 113.6 | 116.6 | 116.4 | 3.1 | -0.2 | 0.5 | 2.5 | -0.2 |
| US Postal services, and courier and messenger services..... | 30-16 | 06/09 | 117.3 | 118.0 | 118.3 | 4.3 | 0.3 | 0.4 | 0.3 | 0.3 |
| Airline passenger services..... | 30-22 | 12/08 | 115.1 | 116.2 | 117.6 | 6.3 | 1.2 | 0.9 | -2.0 | 1.2 |
| Arrangement of freight and cargo..... | 31-31 | 12/08 | 103.3 | 106.6 | 105.9 | 0.9 | -0.7 | 1.2 | 2.8 | -0.7 |
| Freight forwarding..... | 31-32-01 | 12/08 | 93.8 | 94.5 | 94.5 | 1.5 | 0.0 | 0.0 | 1.0 | 0.0 |
| Warehousing, storage, and related services..... | 32-1 | 12/08 | 98.7 | 98.5 | 98.2 | -3.0 | -0.3 | -0.3 | -0.4 | -0.3 |
| Advertising space sales in periodicals, newspapers, directories, and mailing lists..... | 36-1 | 06/09 | 102.3 | 102.6 | 102.9 | 1.5 | 0.3 | -0.1 | 0.2 | 0.3 |
| Cable network advertising time sales..... | 36-21-02 | 12/08 | 109.1 | 109.2 | 109.4 | -1.1 | 0.2 | 0.2 | 0.0 | 0.2 |
| Data processing and related services..... | 38-1 | 06/09 | 100.2 | 100.3 | 100.4 | 0.4 | 0.1 | 0.1 | 0.0 | 0.1 |
| Business loans (partial)..... | 39-11 | 04/09 | 226.5 | 218.5 | 219.2 | -0.1 | 0.3 | 4.1 | -2.5 | 0.3 |
| Deposit services (partial)..... | 39-2 | 04/09 | 57.0 | 53.9 | 58.7 | -1.8 | 8.9 | -1.9 | 3.3 | 8.9 |
| Other credit intermediation services, including trust services..... | 39-3 | 04/09 | 100.7 | 100.7 | 100.4 | -1.1 | -0.3 | -0.5 | 0.4 | -0.3 |
| Securities brokerage, dealing, investment advice, and related services..... | 40-11 | 06/09 | 104.3 | 103.7 | 102.3 | -2.7 | -1.4 | -0.2 | -1.2 | -1.4 |
| Insurance..... | 41-11 | 06/09 | 107.8 | 108.1 | 108.2 | 2.3 | 0.1 | 0.1 | 0.2 | 0.1 |
| Commissions from sales of insurance..... | 42-1 | 06/09 | 100.5 | 100.7 | 100.7 | 0.4 | 0.0 | 0.1 | 0.1 | 0.0 |
| Nonresidential real estate rents..... | 43-11 | 06/09 | 99.7 | 99.6 | 102.1 | 1.9 | 2.5 | 0.2 | 0.0 | 2.5 |
| Legal services..... | 45-1 | 03/09 | 109.7 | 110.2 | 110.2 | 2.8 | 0.0 | 0.1 | 0.4 | 0.0 |
| Accounting services (partial)..... | 45-2 | 06/09 | 98.2 | 97.1 | 97.3 | -0.6 | 0.2 | -0.4 | 0.1 | 0.2 |
| Management, scientific, and technical consulting..... | 45-4 | 06/09 | 103.0 | 102.3 | 102.6 | 0.3 | 0.3 | -0.9 | 0.0 | 0.3 |
| Advertising agency services..... | 45-51 | 12/08 | 100.5 | 100.7 | 100.9 | 1.7 | 0.2 | 0.2 | 0.6 | 0.2 |
| Staffing services..... | 46-3 | 06/09 | 102.4 | 102.2 | 101.9 | 0.4 | -0.3 | 0.7 | -0.7 | -0.3 |
| Guard services..... | 48-1 | 03/09 | 101.1 | 101.0 | 101.0 | 0.4 | 0.0 | 0.0 | 0.0 | 0.0 |
| Janitorial services..... | 49-1 | 03/09 | 103.3 | 103.5 | 103.5 | 1.7 | 0.0 | 0.0 | 0.1 | 0.0 |
| Metal treatment services..... | 59-1 | 12/84 | 176.6 | 176.5 | 176.4 | -0.2 | -0.1 | 0.1 | 0.1 | -0.1 |

See footnotes at end of table.

Table 15. Experimental producer price indexes and percent changes for selected commodity groupings of intermediate demand by production flow category¹ — Continued
 [1982=100, unless otherwise indicated]

| Grouping | Commodity code | Other index base | Unadjusted index | | | Unadjusted percent change to June 2012 from: | | Unadjusted percent change from: | | |
|---|----------------|------------------|------------------------|-----------------------|------------------------|--|----------|---------------------------------|-------------|-------------|
| | | | Feb. 2012 ² | May 2012 ² | June 2012 ² | June 2011 | May 2012 | Mar. to Apr. | Apr. to May | May to June |
| Stage 2 intermediate demand. | | 11/09 | 111.4 | 109.3 | 107.1 | -6.8 | -2.0 | -1.2 | -1.6 | -2.0 |
| Stage 2 intermediate demand goods. | | 04/10 | 111.7 | 108.1 | 104.3 | -11.7 | -3.5 | -1.9 | -2.9 | -3.5 |
| Corn. | 01-22-02 | | 256.8 | 249.7 | 247.6 | -17.9 | -0.8 | -3.5 | -3.5 | -0.8 |
| Alfalfa hay. | 01-81 | | 365.3 | 396.6 | 370.8 | 11.7 | -6.5 | 3.0 | 3.8 | -6.5 |
| Prepared animal feeds. | 02-9 | | 198.4 | 213.3 | 219.3 | 4.9 | 2.8 | 2.1 | 3.1 | 2.8 |
| Natural gas. | 05-31 | | 115.3 | 88.4 | 101.7 | -44.7 | 15.0 | -11.7 | -4.3 | 15.0 |
| Liquefied petroleum gas. | 05-32 | | 336.4 | 311.2 | 234.2 | -37.9 | -24.7 | -7.2 | -9.8 | -24.7 |
| Crude petroleum. | 05-61 | | 295.3 | 274.2 | 243.0 | -12.5 | -11.4 | -2.5 | -7.6 | -11.4 |
| No. 2 diesel fuel. | 05-73-03 | | 329.2 | 327.7 | 298.1 | -10.7 | -9.0 | -0.9 | -3.6 | -9.0 |
| Industrial chemicals. | 06-1 | | 314.9 | 324.4 | 312.7 | -7.9 | -3.6 | 0.0 | -1.6 | -3.6 |
| Plastic resins and materials. | 06-6 | | 234.9 | 241.2 | 234.9 | -1.5 | -2.6 | 0.1 | 0.6 | -2.6 |
| Explosives, propellants, and blasting accessories. | 06-79-02 | | 207.8 | 208.8 | 210.7 | 5.1 | 0.9 | -2.1 | -0.3 | 0.9 |
| Logs, bolts, timber, and pulpwood. | 08-5 | | 235.0 | 234.0 | 229.8 | 2.4 | -1.8 | -0.3 | -0.1 | -1.8 |
| Paper. | 09-13 | | 190.9 | 191.3 | 192.1 | 0.2 | 0.4 | -0.3 | 0.3 | 0.4 |
| Paperboard, ex. corrugated paperboard. | 09-14-11 | 12/82 | 241.9 | 241.7 | 241.5 | -3.0 | -0.1 | 0.2 | -0.1 | -0.1 |
| Iron and steel scrap. | 10-12 | | 627.3 | 613.1 | 537.3 | -18.3 | -12.4 | -2.2 | -1.0 | -12.4 |
| Steel mill products. | 10-17 | | 217.9 | 215.3 | 212.4 | -3.2 | -1.3 | 0.2 | -0.9 | -1.3 |
| Primary nonferrous metals. | 10-22 | | 225.3 | 212.9 | 206.3 | -16.1 | -3.1 | -2.6 | -3.0 | -3.1 |
| Nonferrous mill shapes. | 10-25 | | 215.1 | 209.7 | 206.4 | -10.2 | -1.6 | -1.7 | -1.8 | -1.6 |
| Stage 2 intermediate demand services. | | 04/10 | 102.9 | 102.8 | 102.7 | 1.0 | -0.1 | -0.3 | 0.2 | -0.1 |
| Pipeline transportation of petroleum. | 30-15-01 | 12/08 | 124.5 | 123.7 | 123.7 | 3.9 | 0.0 | -0.6 | 0.0 | 0.0 |
| US Postal services. | 30-16-01 | 06/89 | 196.0 | 196.0 | 196.0 | 2.3 | 0.0 | 0.0 | 0.0 | 0.0 |
| Television advertising time sales. | 36-21-01 | 12/08 | 97.2 | 105.8 | 112.1 | 15.9 | 6.0 | 1.0 | 5.4 | 6.0 |
| Business wired telecommunication services. | 37-12 | 06/09 | 96.0 | 96.0 | 95.8 | -0.9 | -0.2 | 0.0 | 0.1 | -0.2 |
| Wireless telecommunication services. | 37-2 | 06/09 | 90.8 | 90.6 | 90.3 | -2.6 | -0.3 | -1.2 | 1.0 | -0.3 |
| Deposit services (partial). | 39-2 | 04/09 | 57.0 | 53.9 | 58.7 | -1.8 | 8.9 | -1.9 | 3.3 | 8.9 |
| Securities brokerage, dealing, investment advice, and related services. | 40-11 | 06/09 | 104.3 | 103.7 | 102.3 | -2.7 | -1.4 | -0.2 | -1.2 | -1.4 |
| Insurance. | 41-11 | 06/09 | 107.8 | 108.1 | 108.2 | 2.3 | 0.1 | 0.1 | 0.2 | 0.1 |
| Legal services. | 45-1 | 03/09 | 109.7 | 110.2 | 110.2 | 2.8 | 0.0 | 0.1 | 0.4 | 0.0 |
| Management, scientific, and technical consulting. | 45-4 | 06/09 | 103.0 | 102.3 | 102.6 | 0.3 | 0.3 | -0.9 | 0.0 | 0.3 |
| Staffing services. | 46-3 | 06/09 | 102.4 | 102.2 | 101.9 | 0.4 | -0.3 | 0.7 | -0.7 | -0.3 |
| Commercial and industrial machinery and equipment repair and maintenance. | 55-1 | 03/09 | 109.1 | 109.4 | 109.5 | 1.5 | 0.1 | -0.5 | 0.0 | 0.1 |
| Machinery and equipment wholesaling. | 57-1 | 06/09 | 105.4 | 107.1 | 107.1 | 3.8 | 0.0 | 0.2 | 0.1 | 0.0 |
| Metals, minerals, and ores wholesaling. | 57-4 | 03/09 | 126.4 | 112.8 | 110.3 | 2.5 | -2.2 | -8.5 | -1.6 | -2.2 |
| Chemicals and allied products wholesaling. | 57-5 | 03/09 | 102.2 | 102.4 | 101.2 | -1.1 | -1.2 | 0.3 | -0.6 | -1.2 |
| Paper and plastics products wholesaling. | 57-6 | 03/09 | 93.6 | 101.0 | 94.9 | 1.1 | -6.0 | 2.8 | 1.4 | -6.0 |
| Food and alcohol wholesaling. | 57-8 | 06/09 | 111.4 | 108.9 | 106.3 | -4.1 | -2.4 | -13.9 | 5.9 | -2.4 |
| Stage 1 intermediate demand. | | 11/09 | 114.6 | 115.9 | 114.4 | -3.1 | -1.3 | 0.0 | -0.6 | -1.3 |
| Stage 1 intermediate demand goods. | | 04/10 | 109.0 | 110.4 | 108.5 | -5.5 | -1.7 | -0.1 | -1.0 | -1.7 |
| Bituminous coal and lignite. | 05-12 | | 212.1 | 214.1 | 208.6 | 0.8 | -2.6 | 1.1 | 1.7 | -2.6 |
| Commercial electric power. | 05-42 | | 179.4 | 183.9 | 188.3 | -0.1 | 2.4 | 0.3 | 2.7 | 2.4 |
| Industrial electric power. | 05-43 | | 200.3 | 201.8 | 206.3 | 0.3 | 2.2 | -0.7 | 1.7 | 2.2 |
| Industrial natural gas. | 05-53 | 12/90 | 177.1 | 153.6 | 157.5 | -18.8 | 2.5 | -3.6 | -7.7 | 2.5 |
| Gasoline. | 05-71 | | 296.6 | 313.6 | 298.4 | -4.8 | -4.8 | 3.4 | -4.4 | -4.8 |
| No. 2 diesel fuel. | 05-73-03 | | 329.2 | 327.7 | 298.1 | -10.7 | -9.0 | -0.9 | -3.6 | -9.0 |
| Lubricating oil base stocks. | 05-78 | 06/09 | 209.3 | 207.5 | 193.1 | -3.5 | -6.9 | -1.3 | -4.6 | -6.9 |
| Industrial chemicals. | 06-1 | | 314.9 | 324.4 | 312.7 | -7.9 | -3.6 | 0.0 | -1.6 | -3.6 |
| Plastic construction products. | 07-21 | | 206.4 | 206.7 | 205.8 | 1.9 | -0.4 | 1.9 | -0.7 | -0.4 |
| Corrugated waste paper. | 09-12-03 | | 366.1 | 379.6 | 368.4 | -20.2 | -3.0 | -0.6 | -5.8 | -3.0 |
| Carbon steel scrap. | 10-12-11 | 12/86 | 569.3 | 558.8 | 487.3 | -18.5 | -12.8 | -2.1 | -0.9 | -12.8 |
| Primary nonferrous metals. | 10-22 | | 225.3 | 212.9 | 206.3 | -16.1 | -3.1 | -2.6 | -3.0 | -3.1 |
| Nonferrous scrap. | 10-23 | | 403.1 | 402.1 | 387.0 | -11.4 | -3.8 | -1.7 | -1.0 | -3.8 |
| Nonferrous wire and cable. | 10-26 | | 273.4 | 269.7 | 264.0 | -7.3 | -2.1 | 0.7 | -1.9 | -2.1 |
| Construction sand, gravel, and crushed stone. | 13-21 | | 270.2 | 273.7 | 273.7 | 2.3 | 0.0 | 1.2 | -0.3 | 0.0 |
| Stage 1 intermediate demand services. | | 04/10 | 104.3 | 105.3 | 104.6 | 1.2 | -0.7 | 0.2 | 0.0 | -0.7 |
| Rail transportation of freight and mail. | 30-11 | 12/08 | 113.6 | 116.6 | 116.4 | 3.1 | -0.2 | 0.5 | 2.5 | -0.2 |
| Courier and messenger services, ex. air. | 30-16-02 | 04/09 | 123.9 | 124.6 | 125.4 | 6.5 | 0.6 | 0.2 | 0.6 | 0.6 |
| Advertising space sales in periodicals, newspapers, directories, and mailing lists. | 36-1 | 06/09 | 102.3 | 102.6 | 102.9 | 1.5 | 0.3 | -0.1 | 0.2 | 0.3 |
| Business wired telecommunication services. | 37-12 | 06/09 | 96.0 | 96.0 | 95.8 | -0.9 | -0.2 | 0.0 | 0.1 | -0.2 |
| Securities brokerage, dealing, investment advice. | 40-11-01 | 12/08 | 99.0 | 97.3 | 95.6 | -4.4 | -1.7 | 0.9 | -3.3 | -1.7 |
| Portfolio management. | 40-2 | 12/08 | 124.2 | 131.2 | 127.9 | 0.6 | -2.5 | 2.7 | -0.4 | -2.5 |
| Investment banking. | 40-3 | 12/08 | 125.1 | 125.4 | 123.0 | 3.5 | -1.9 | 4.3 | 0.4 | -1.9 |
| Insurance. | 41-11 | 06/09 | 107.8 | 108.1 | 108.2 | 2.3 | 0.1 | 0.1 | 0.2 | 0.1 |
| Architectural and engineering services. | 45-3 | 06/09 | 101.8 | 102.2 | 102.2 | 1.3 | 0.0 | -0.1 | 0.7 | 0.0 |
| Janitorial services. | 49-1 | 03/09 | 103.3 | 103.5 | 103.5 | 1.7 | 0.0 | 0.0 | 0.1 | 0.0 |

See footnotes at end of table.

Table 15. Experimental producer price indexes and percent changes for selected commodity groupings of intermediate demand by production flow category¹ — Continued
 [1982=100, unless otherwise indicated]

| Grouping | Commodity code | Other index base | Unadjusted index | | | Unadjusted percent change to June 2012 from: | | Unadjusted percent change from: | | |
|---|----------------|------------------|------------------------|-----------------------|------------------------|--|----------|---------------------------------|-------------|-------------|
| | | | Feb. 2012 ² | May 2012 ² | June 2012 ² | June 2011 | May 2012 | Mar. to Apr. | Apr. to May | May to June |
| Waste collection..... | 50-1 | 12/08 | 109.8 | 110.2 | 109.7 | 1.0 | -0.5 | 0.1 | -0.3 | -0.5 |
| Traveler accommodation services..... | 53-11 | 06/09 | 100.1 | 102.2 | 103.9 | 5.9 | 1.7 | 1.2 | -2.9 | 1.7 |
| Commercial and industrial machinery and equipment repair and maintenance..... | 55-1 | 03/09 | 109.1 | 109.4 | 109.5 | 1.5 | 0.1 | -0.5 | 0.0 | 0.1 |
| Machinery and equipment wholesaling..... | 57-1 | 06/09 | 105.4 | 107.1 | 107.1 | 3.8 | 0.0 | 0.2 | 0.1 | 0.0 |
| Building materials, paint, and hardware wholesaling..... | 57-3 | 03/09 | 97.2 | 97.2 | 95.4 | -3.6 | -1.9 | -2.8 | 3.5 | -1.9 |
| Metals, minerals, and ores wholesaling..... | 57-4 | 03/09 | 126.4 | 112.8 | 110.3 | 2.5 | -2.2 | -8.5 | -1.6 | -2.2 |
| Chemicals and allied products wholesaling..... | 57-5 | 03/09 | 102.2 | 102.4 | 101.2 | -1.1 | -1.2 | 0.3 | -0.6 | -1.2 |

¹ Further information about these experimental producer price indexes is available online at <http://www.bls.gov/ppi/experimentalaggregation.htm>

² The indexes for February 2012 have been recalculated to incorporate late reports and corrections by respondents. All indexes are subject to revision 4 months after original publication.

"-" Data not available.

Technical Note

Brief Explanation of Producer Price Indexes

The Producer Price Index (PPI) of the Bureau of Labor Statistics (BLS) is a family of indexes that measure the average change over time in the prices received by domestic producers of goods and services. PPIs measure price change from the perspective of the seller. This contrasts with other measures, such as the Consumer Price Index (CPI). CPIs measure price change from the purchaser's perspective. Sellers' and purchasers' prices can differ due to government subsidies, sales and excise taxes, and distribution costs.

More than 9,000 PPIs for individual products and groups of products are released each month. PPIs are available for the products of virtually every industry in the mining and manufacturing sectors of the U.S. economy. New PPIs are gradually being introduced for the products of industries in the construction, trade, finance, and services sectors of the economy.

More than 100,000 price quotations per month are organized into three sets of PPIs: (1) Stage-of-processing indexes, (2) commodity indexes, and (3) indexes for the net output of industries and their products. The stage-of-processing structure organizes products by class of buyer and degree of fabrication. The commodity structure organizes products by similarity of end use or material composition. The entire output of various industries is sampled to derive price indexes for the net output of industries and their products.

Stage-of-Processing Indexes

Within the stage-of-processing system, finished goods are commodities that will not undergo further processing and are ready for sale to the final-demand user, either an individual consumer or business firm. Consumer foods include unprocessed foods such as eggs and fresh vegetables, as well as processed foods such as bakery products and meats. Other finished consumer goods include durable goods such as automobiles, household furniture, and appliances, as well as nondurable goods such as apparel and home heating oil. Capital equipment includes durable goods such as heavy motor trucks, tractors, and machine tools.

The stage-of-processing category for intermediate materials, supplies, and components consists partly of commodities that have been processed but require further processing. Examples of such semifinished goods include flour, cotton yarn, steel mill products, and lumber. The intermediate goods category also encompasses nondurable, physically complete items purchased by business firms as inputs for their operations. Examples include diesel fuel, belts and belting, paper boxes, and fertilizers.

Crude materials for further processing are products entering the market for the first time that have not been manufactured or fabricated and that are not sold directly to consumers. Crude foodstuffs and feedstuffs include items such as grains and livestock. Examples of crude nonfood materials include raw cotton, crude petroleum, coal, hides and skins, and iron and steel scrap.

Commodity Indexes

The commodity classification structure of the PPI organizes goods and services by similarity of material composition or end use, disregarding their industry of origin. Table 6 of the *PPI Detailed Report* includes data for commodity indexes, organized in a hierarchal structure, including major commodity groupings (two-digit commodity codes), subgroups (three-digit codes), product classes (four-digit codes), subproduct classes (five- and six-digit codes), item groupings (seven-digit codes) and individual items (eight-, nine-, and ten-digit codes).

Industry Net-Output Price Indexes

PPIs for the net output of industries and their products are grouped according to the North American Industry Classification System (NAICS). Prior to the release of January 2004, industry-based PPIs were published according to the Standard Industrial Classification (SIC) system. Industry price indexes are compatible with other economic time series organized by industry, such as data on employment, wages, and productivity. Table 5 of the *PPI Detailed Report* includes data for NAICS industries and industry groups (3-, 4-, 5-, and 6-digit codes), Census product classes (7- and 8-digit codes), products (9-digit codes), and more detailed subproducts (11-digit codes), and, for some industries, indexes for other sources of revenue.

Indexes may represent one of three kinds of product categories. Every industry has primary product indexes to show changes in prices received by establishments classified in the industry for products made primarily, but not necessarily exclusively, by that industry. The industry classification of an establishment is determined by which products make up a plurality of its total shipment value. In addition, most industries have secondary product indexes that show changes in prices received by establishments classified in the industry for products chiefly made in some other industry. Finally, some industries have miscellaneous receipts indexes to show price changes in other sources of revenue received by establishments within the industry that are not derived from sales of their products—for example, resales of purchased materials, or revenues from parking lots owned by a manufacturing plant.

Data Collection

PPIs are based on selling prices reported by establishments of all sizes selected by probability sampling, with the probability of selection proportionate to size. Individual items and transaction terms from these firms also are chosen by probability proportionate to size. BLS strongly encourages cooperating companies to supply actual transaction prices at the time of shipment to minimize the use of list prices. Prices submitted by survey respondents are effective on the Tuesday of the week containing the 13th day of the month. This survey is conducted via mail, fax, and the Internet.

Price data are provided on a voluntary and confidential basis; only sworn BLS employees are allowed access to individual company price reports. BLS publishes price indexes instead of actual prices. All PPIs are subject to revision 4 months after original publication to reflect the availability of late reports and corrections by respondents.

BLS periodically updates the PPI sample of survey respondents to better reflect current conditions when the structure, membership, technology, or product mix of an industry shifts significantly and to spread reporting burden among smaller firms. Results of these resampling efforts are incorporated into the PPI with the release of data for January and July.

As part of an ongoing effort to expand coverage to sectors of the economy other than mining and manufacturing, an increasing number of service sector industries have been introduced into the PPI. The following list of industries introduced since the mid-1990s includes the month and year in which an article describing the industry's content appeared in the *PPI Detailed Report*.

Service sector industries introduced into the Producer Price Index, by SIC or NAICS code and the *PPI Detailed Report* that announces their introduction

| <i>Title</i> | <i>Code</i> | <i>PPI Detailed Report Issue</i> |
|---|-------------|----------------------------------|
| SIC | | |
| Wireless telecommunications | 4812 | July 1999 |
| Telephone communications, except radio telephone | 4813 | July 1995 |
| Television broadcasting | 4833 | July 2002 |
| Grocery stores | 5411 | July 2000 |
| Meat and fish (seafood) markets | 5421 | July 2000 |
| Fruit and vegetable markets | 5431 | July 2000 |
| Candy, nut, and confectionery stores ... | 5441 | July 2000 |
| Retail bakeries | 5461 | July 2000 |
| Miscellaneous food stores | 5499 | July 2000 |
| New car dealers | 5511 | July 2000 |
| Gasoline service stations | 5541 | January 2002 |
| Boat dealers | 5551 | January 2002 |
| Recreational vehicle dealers | 5561 | January 2002 |
| Miscellaneous retail | 59 | January 2001 |
| Security brokers, dealers, and investment bankers | 6211 | January 2001 |
| Investment advice | 6282 | January 2003 |
| Life insurance carriers | 6311 | January 1999 |
| Property and casualty insurance | 6331 | July 1998 |
| Insurance agencies and brokerages | 6412 | January 2003 |
| Operators and lessors of nonresidential buildings | 6512 | January 1996 |
| Real estate agents and managers | 6531 | January 1996 |
| Prepackaged software | 7372 | January 1998 |
| Data processing services | 7374 | January 2002 |
| Home health care services | 8082 | January 1997 |
| Legal services | 8111 | January 1997 |
| Engineering design, analysis, and consulting services | 8711 | January 1997 |
| Architectural design, analysis, and consulting services | 8712 | January 1997 |
| Premiums for property and casualty insurance | 9331 | July 1998 |

| <i>Title</i> | <i>Code</i> | <i>PPI Detailed Report Issue</i> |
|---|-------------|----------------------------------|
| NAICS | | |
| New Industrial building construction | 236211 | January 2008 |
| New warehouse building construction .. | 236221 | July 2005 |
| New school construction | 236222 | July 2006 |
| New office construction | 236223 | January 2007 |
| Concrete contractors, nonresidential building work | 23811X | July 2008 |
| Roofing contractors, nonresidential building work | 23816X | July 2008 |
| Electrical contractors, nonresidential building work | 23821X | July 2008 |
| Plumbing / HVAC contractors, nonresidential building work | 23822X | July 2008 |
| Merchant wholesalers, durable goods .. | 423 | July 2005 |
| Merchant wholesalers, nondurable goods | 424 | July 2005 |
| Wholesale trade agents and brokers ... | 425120 | July 2005 |
| Furniture and home furnishings stores . | 442 | January 2004 |
| Electronics and appliance stores | 443 | January 2004 |
| Building material and garden equipment and supplies dealers | 444 | January 2004 |
| Clothing and clothing accessories stores | 448 | January 2004 |
| Sporting goods, hobby, book, and music stores | 451 | January 2004 |
| General merchandise stores | 452 | January 2004 |
| Miscellaneous store retailers | 453 | January 2004 |
| Internet service providers | 518111 | July 2005 |
| Internet publishing and web search portals | 519130 | January 2010 |
| Commercial banking | 522110 | January 2005 |
| Savings institutions | 522120 | January 2005 |
| Direct health and medical insurance carriers | 524114 | July 2004 |
| Construction, mining, and forestry machinery and equipment rental and leasing | 532412 | January 2005 |
| Management consulting services | 541610 | January 2007 |
| Security guards and patrol services | 561612 | July 2005 |
| Computer training | 611420 | July 2007 |
| Offices of dentists | 621210 | January 2011 |
| Blood and organ banks | 621991 | January 2007 |
| Amusement and theme parks | 713110 | July 2006 |
| Golf courses and country clubs | 713910 | July 2006 |
| Fitness and recreational sports centers . | 713940 | July 2005 |
| Commercial machinery repair and maintenance..... | 811310 | July 2007 |

Weights

Weights for most traditional commodity groupings of the PPI, as well as weights for commodity-based aggregate indexes calculated using traditional commodity groupings, such as stage-of-processing indexes, currently reflect 2007 values of shipments as reported in the *Census of Manufactures* and other sources. From January 2007 through December 2011, PPI weights were derived from 2002 shipment values. Industry indexes now are calculated under the 2012 NAICS structure utilizing 2007 value of shipment weights and 2002 net output ratios. The periodic update of the value weights

used to calculate the PPI is done to more accurately reflect changes in production and marketing patterns in the economy. Net output values of shipments are used as weights for industry indexes. Net output values refer to the value of shipments from establishments within the industry to buyers outside the industry. However, weights for commodity price indexes are based on gross shipment values, including values of shipments between establishments within the same industry. As a result, broad commodity grouping indexes, such as the PPI for All Commodities (which is comprised of major commodity groupings 01 through 15), are affected by the multiple counting of price change at successive stages of processing, which can lead to exaggerated or misleading signals about inflation. Stage-of-processing indexes partially correct for this defect, but industry indexes consistently correct for this at all levels of aggregation. Therefore, industry and stage-of-processing indexes are more appropriate than broad commodity groupings for economic analysis of general price trends.

Price Index Reference Base

Effective with publication of January 1988 data, many important PPI series (including stage-of-processing groupings and most commodity groups and individual items) were placed on a new reference base, 1982 = 100. From 1971 through 1987, the standard reference base for most PPI series was 1967 = 100. Except for rounding differences, the shift to the new reference base did not alter any previously published percent changes for affected PPI series. (See “Calculating Index Changes,” below.) The 1982 reference base is not used for commodity indexes with a base later than December 1981 or for industry net output indexes and their products.

For further information on the underlying concepts and methodology of the Producer Price Index, see chapter 14, “Producer Prices,” in the *BLS Handbook of Methods* (July 2010). This chapter can be downloaded from the BLS Web site at www.bls.gov/opub/hom/homch14.htm.

Calculating Index Changes

Each PPI measures price changes from a reference period that equals 100.0. An increase of 5.5 percent from the reference period in the Finished Goods Price Index, for example, is shown as 105.5. This change also can be expressed in dollars, as follows: prices received by domestic producers of a sample of finished goods have risen from \$100 in 1982 to \$105.50. Likewise, a current index of 90.0 would indicate that prices received by producers of finished goods are 10 percent lower than they were in 1982.

Movements of price indexes from one month to another are usually expressed as percent changes, rather than as changes in index points. Index point changes are affected by the level of the index in relation to its base period, whereas percent changes are not. The following example shows the computation of index point and percent changes.

Index point change

| | |
|----------------------------|-------|
| Finished Goods Price Index | 107.5 |
| Less previous index | 104.0 |
| Equals index point change | 3.5 |

Index percent change

| | |
|-------------------------------|-------------|
| Index point change | 3.5 |
| Divided by the previous index | 104.0 |
| Equals | 0.034 |
| Result multiplied by 100 | 0.034 x 100 |
| Equals percent change | 3.4 |

Seasonally Adjusted and Unadjusted Data

Because price data are used for different purposes by different groups, BLS publishes seasonally adjusted and unadjusted changes each month. Seasonally adjusted data are preferred for analyzing general price trends in the economy because these data eliminate the effect of changes that normally occur at about the same time, and in about the same magnitude, every year—such as price movements resulting from normal weather patterns, regular production and marketing cycles, model changeovers, seasonal discounts, and holidays. For these reasons, seasonally adjusted data more clearly reveal underlying cyclical trends. Unadjusted data are of primary interest to users who need information that can be related to actual dollar values of transactions. Individuals requiring this information include marketing specialists, purchasing agents, budget and cost analysts, contract specialists, and commodity traders. It is the unadjusted data that are generally cited when escalating long-term contracts such as purchasing agreements or real estate leases. For more information, see *Escalation and Producer Price Indexes: A Guide for Contracting Parties*, BLS Report 807, September 1991, on the Web at www.bls.gov/ppi/ppiescalation.htm.

In 1998, the PPI implemented the X-12-ARIMA Seasonal Adjustment Method; prior to that year, the PPI employed the X-11 method. Each year, the seasonal status of most commodity indexes is reevaluated to reflect more recent price behavior. Industry net output indexes are not seasonally adjusted. For time series that exhibit seasonal pricing patterns, new seasonal factors are estimated and applied to the unadjusted data for the previous 5 years. These updated seasonally adjusted indexes replace the most recent 5 years of seasonal data.

Seasonal factors may be applied to series using either a direct or an aggregative method. Generally, commodity indexes are seasonally adjusted using direct seasonal adjustment, which produces a more complete elimination of seasonal movements than does the aggregative method. However, the direct seasonal adjustment process may not yield figures that possess additive consistency. Thus, a seasonally adjusted index for a broad category that is directly adjusted may not be logically consistent with all seasonally adjusted indexes for its components. Seasonal movements for stage-of-

processing indexes are derived indirectly through an aggregative method that combines movements of a wide variety of subproduct class (six-digit) series.

Seasonally adjusted indexes can become problematic when previously stable and predictable price patterns abruptly change. If the new pattern persists, the seasonal adjustment method will eventually reflect it adequately; if the pattern keeps shifting, however, seasonally adjusted data will become chronically troublesome. This problem occurs relatively infrequently for farm and food-related products, but has more often affected manufactured products such as automobiles and steel.

Since January 1988, the PPI has used Intervention Analysis Seasonal Adjustment methods to enhance the calculation of seasonal factors. With this technique, outlier values that may distort the seasonal pattern are removed from the data prior to applying the standard seasonal factor estimation procedure. For example, a possible economic cause for large price movements for petroleum-based products might have been the Persian Gulf War. In this case, intervention techniques allowed for better estimates of seasonally adjusted data. On the whole, very few series have required intervention. Out of almost 300 seasonally adjusted series, only 27 were subject to intervention in 2009.

For more information relating to seasonal adjustment methods, see (1) “Appendix A: Seasonal Adjustment Methodology at BLS,” in the *BLS Handbook of Methods* (July 2010) and (2) “Summary of Changes to the PPI’s Seasonal Adjustment Methodology” in the January 1995 issue of *Producer Price Indexes*.

Producer Price Index Data on the Internet

In 1995, the BLS began posting PPI series, news releases, and technical information to both a World Wide Web (WWW) site and a file transfer protocol (FTP) site. During the years following the introduction of PPI Internet services, use of these sites eclipsed more traditional methods of data dissemination, such as subscriptions to the *PPI Detailed Report*. There were more than 2.1 million instances of PPI series being downloaded from the Internet during the 12 months ended December 31, 2008.

Retrieving PPI data from the PPI Web site

PPI data can be obtained from the WWW address (www.bls.gov/ppi). Clicking on the “PPI Databases” link reveals the following methods of data retrieval:

- **Top Picks** is a form-based application for both Industry Data and Commodity Data that allows the user to quickly obtain PPI time series data by selecting the most commonly requested time series, including the All Commodities Index and the stage-of-processing indexes (for example, Finished Goods). Within each list, any one—or all—of the time series shown can be selected. A user can modify the

date range and output options after executing the query, using the reformat button above the data output table.

- **One-Screen Data Search and Multi-Screen Data Search** are form-based query applications for both Industry Data and Commodity Data designed for users unfamiliar with the PPI coding structure. These applications guide a user through the PPI classification system by listing index titles and do not require knowledge of commodity or industry codes. Data retrieved are based on a query formulated by selecting data characteristics from lists provided. Two options are available to create customized tables, depending on a user’s browser capability. The one-screen option is a JavaScript application that uses a single screen to guide a user through the available time series data. The second option is a multiple-screen, non-Java-based application. Both methods allow a user to browse the PPI coding structure and select multiple series codes. Users can modify the date range and output options after executing the query using the reformat button above the data output table.

- **Series Report** is a form-based application that uses formatted PPI time series identifiers (commodity or industry codes) as input in extracting data according to a specified set of date ranges and output options. This application provides the most efficient path for users who are familiar with the format of PPI time series identifiers. Up to 300 indexes can be extracted at a time.

There are five alphabetic prefixes used to create unique PPI time series identifiers: WP, WD, PC, PD, and ND. Each provides the user access to a different PPI database. Adding either a “u” (not seasonally adjusted) or an “s” (seasonally adjusted) to the end of these prefixes further specifies the type of data needed.

EXAMPLES

For commodity and stage-of-processing indexes, series identifiers combine a “wpu” prefix (not seasonally adjusted) or a “wps” prefix (seasonally adjusted) with a commodity code.

| <u>Commodity code</u> | <u>Provides data for:</u> |
|-----------------------|---|
| wps141101 | Passenger cars, seasonally adjusted |
| wpu141101 | Passenger cars, not seasonally adjusted |
| wpusop3000 | Finished goods, not seasonally adjusted |

For discontinued commodity indexes, series identifiers combine a “wdu” prefix (not seasonally adjusted) or a “wds” prefix (seasonally adjusted) with a commodity code.

| | |
|-----------------------|---|
| <u>Commodity code</u> | <u>Provides data for:</u> |
| wds019 | Other farm products, seasonally adjusted |
| wdu0635 | Preparations, ethical (prescription), not seasonally adjusted |
| wdusi138011 | Stainless steel mill products, not seasonally adjusted |

Current price indexes grouped by industry according to NAICS have series identifiers that begin with the prefix “pcu.” After the prefix, there are 12 digits (the 6-digit industry code is listed twice) followed by up to 7 alphanumeric characters identifying product detail. Dashes are used as placeholders for higher-level industry group codes.

| | |
|--|---|
| <u>Industry-product code, current NAICS series</u> | <u>Provides data for:</u> |
| pcu325---325--- | Chemical manufacturing, not seasonally adjusted |
| pcu336110336110 | Automobile and light duty motor vehicle manufacturing |
| pcu621111621111411 | Offices of physicians, one- and two-physician practices and single-specialty group practices, general/family practice |
| pcu325412325412A | Pharmaceutical preparation manufacturing, pharmaceuticals acting on the respiratory system |

Discontinued industry-product codes based on SIC combine a “pdu” prefix and “#” between the fourth and fifth characters of the product code. Series identifiers for the discontinued dataset use underscores as placeholders to complete a reference to an SIC industry group code of fewer than four digits. (All PPI industry-based indexes organized by SIC were discontinued with the introduction of NAICS.)

| | |
|---|---|
| <u>Industry-product code, discontinued SIC series</u> | <u>Provides data for:</u> |
| pdu28_# | Chemicals and allied products, not seasonally adjusted |
| pdu331_# | Blast furnaces, steel works, and rolling and finishing mills, not seasonally adjusted |
| pdu3711#111 | Passenger cars |

Price indexes for discontinued series grouped by industry according to NAICS have identifiers that begin with the prefix “ndu.” After the prefix, there are 12 numeric digits (the 6-digit industry code is listed twice), and up to 7 additional alphanumeric characters that identify product detail. Dashes are used as placeholders for higher-level industry group codes.

| | |
|---|------------------------------|
| <u>Industry-product code, discontinued NAICS series</u> | <u>Provides data for</u> |
| ndu212231212231 | Lead ore and zinc ore mining |
| ndu2122312122312 | Lead and zinc concentrates |
| ndu212231212231214 | Lead concentrates |

- **Text Files (FTP)** and the FTP server are best suited for users requiring access to either a large volume of time series data or other PPI-related documentation (such as seasonal factor and relative importance tables). The FTP sites can be accessed at <ftp://ftp.bls.gov> or directly from the links on the “PPI Databases” page or the PPI homepage. Data and documentation available for download include the following:

| | |
|--|---|
| | <u>Directory:</u> |
| Industry Data | /pub/time.series/pc |
| Industry Data - Discontinued (NAICS basis) | /pub/time.series/nd |
| (SIC basis) | /pub/time.series/pd |
| Commodity Data | /pub/time.series/wp |
| Commodity Data - Discontinued Series | /pub/time.series/wd |
| Special requests | /pub/special.requests/ppi |

The FTP site maintains files to help with searches and downloads. These files are centrally located in the [/pub/doc](#) directory. Within this directory, the **overview.txt** file contains an overview relating to all BLS data available through the FTP site. For current commodity-based PPI data, the program help file is **wp.txt**; for discontinued commodity series, **wd.txt**; for current industry-based PPI data based on NAICS, **pc.txt**; for industry-based SIC time series that have been discontinued, **pd.txt**; and for industry-based NAICS series that have been discontinued, **nd.txt**.

Users who prefer downloading PPI datasets as individual ZIP files should go to the directory labeled [/pub/time.series/compressed/tape.format/](#) on the FTP site. This directory includes six PPI-specific ZIP files, one for each of the PPI databases—WP, WD, PC, ND, and PD—and a ZIP file for the annual 5-year revision to historical seasonal PPIs.

Other Sources of PPI Data

PPI data can also be accessed via the BLS homepage (www.bls.gov). Clicking on the “Databases & Tools” tab at the top of the homepage calls up a listing all available BLS programs.

Additional information

The PPI homepage (www.bls.gov/ppi) contains additional information regarding PPI data and methodology. The top section of the homepage provides PPI news releases, both current and archived, as well as general PPI information. The “Tables Created by BLS” section found beneath the

statistics section provides relative importance and seasonal factor tables. The remaining sections offer special notices and publications pertaining to PPI methodology and applications.

For questions or comments regarding PPI data classification, methodology, or data availability on the Internet, call or e-mail the Section of Index Analysis and Public Information at (202) 691-7705 or ppi-info@bls.gov.