

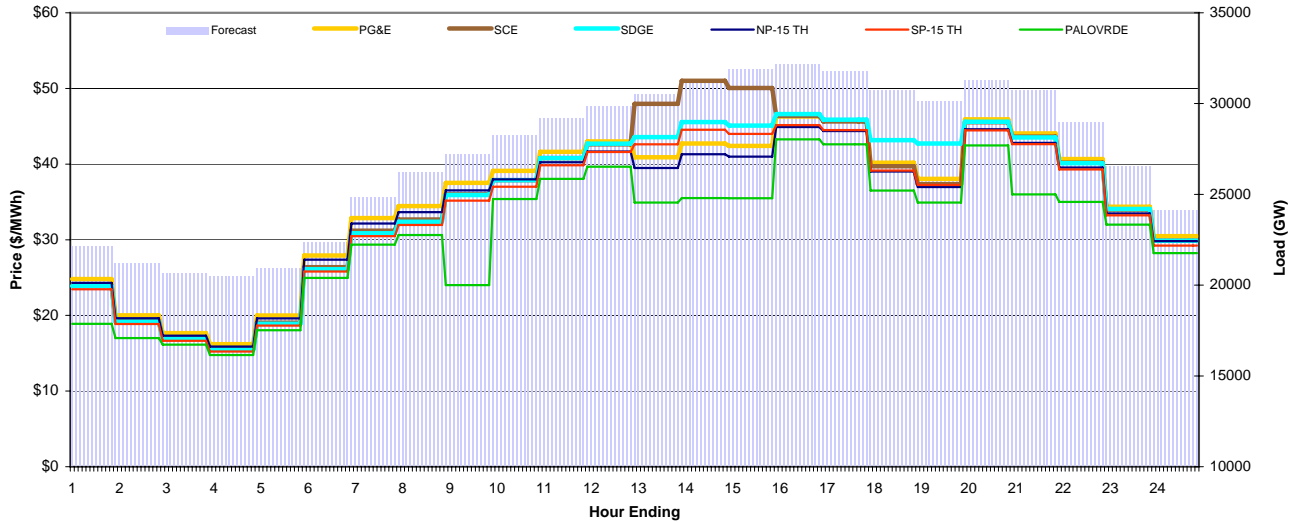
CAISO Daily Report

Thursday October 01, 2009

Price Color Codes: <=0 >=100 >=200

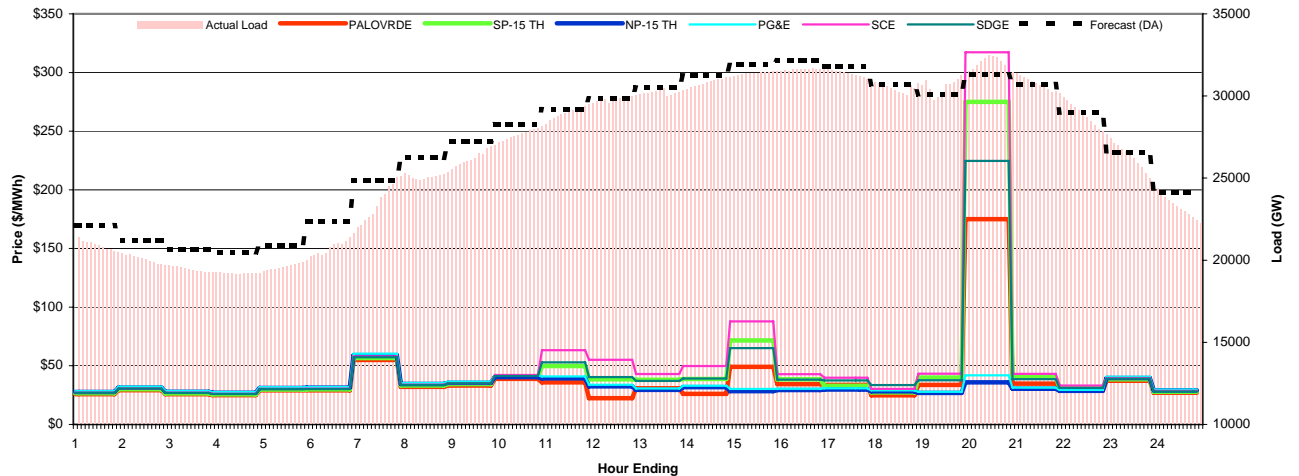
Day-Ahead Prices and Cleared Load

	HE1	HE2	HE3	HE4	HE5	HE6	HE7	HE8	HE9	HE10	HE11	HE12	HE13	HE14	HE15	HE16	HE17	HE18	HE19	HE20	HE21	HE22	HE23	HE24
PG&E	24.80	20.01	17.65	16.19	19.98	27.92	32.86	34.46	37.53	39.10	41.63	42.99	40.90	42.72	42.41	46.29	45.76	40.19	38.06	45.91	44.06	40.67	34.36	30.48
SCE	23.92	19.24	16.97	15.53	19.03	26.38	31.19	32.68	35.99	37.87	40.80	42.61	47.97	51.01	50.05	46.38	45.65	39.71	37.35	45.54	43.62	40.18	33.99	29.88
SDGE	23.87	19.17	16.89	15.44	18.88	26.11	30.86	32.38	35.91	37.87	40.79	42.71	43.57	45.55	45.09	46.61	45.87	43.17	42.73	45.60	43.53	40.11	34.08	29.87
NP-15 TH	24.30	19.62	17.31	15.88	19.60	27.38	32.15	33.64	36.53	37.98	40.24	41.66	39.49	41.29	40.98	44.90	44.38	39.02	36.97	44.60	42.80	39.55	33.49	29.82
SP-15 TH	23.45	18.87	16.64	15.23	18.65	25.80	30.48	31.95	35.18	37.01	39.85	41.60	42.62	44.54	43.99	45.15	44.50	39.15	37.24	44.46	42.64	39.30	33.22	29.24
PALOVNRDE	18.88	17.00	16.14	14.77	18.04	24.95	29.35	30.63	24.00	35.38	38.06	39.65	34.92	35.50	35.49	43.26	42.61	36.50	34.92	42.47	36.00	35.00	31.99	28.23
Forecast	22.1	21.2	20.7	20.5	20.9	22.4	24.9	26.2	27.2	28.3	29.2	29.9	30.5	31.2	31.9	32.2	31.8	30.7	30.1	31.3	30.7	29.0	26.6	24.1



Preliminary Real-Time Prices with Forecasted and Actual System Load

	HE1	HE2	HE3	HE4	HE5	HE6	HE7	HE8	HE9	HE10	HE11	HE12	HE13	HE14	HE15	HE16	HE17	HE18	HE19	HE20	HE21	HE22	HE23	HE24
Palovrde	25.85	29.25	25.79	24.98	28.99	29.09	54.92	32.02	33.16	38.84	35.87	22.32	30.88	26.05	49.15	34.37	33.74	24.77	33.75	174.97	34.77	28.87	37.21	27.01
sp15	26.54	30.04	26.51	25.65	29.76	29.88	56.63	33.11	34.31	40.83	49.85	38.44	38.06	38.70	71.54	38.45	32.88	27.23	39.98	275.01	40.44	31.67	38.48	27.87
np15	27.75	31.43	27.87	26.94	31.05	31.31	59.01	34.54	35.44	40.43	39.23	32.42	29.50	31.72	28.41	29.36	29.70	28.17	26.84	35.93	30.35	28.59	39.61	29.09
pgae	28.40	32.12	28.48	27.53	31.72	31.98	60.36	35.37	36.41	41.68	40.93	33.86	30.67	33.01	30.31	30.45	30.77	29.05	27.76	41.84	31.42	29.46	40.66	29.73
sce	27.16	30.71	27.10	26.23	30.42	30.61	58.01	33.91	35.15	42.16	63.25	55.07	42.98	49.80	87.77	42.77	39.82	30.32	43.20	317.28	43.16	33.15	39.59	28.62
sdge	26.98	30.51	26.85	25.97	30.15	30.21	57.30	33.62	34.99	41.33	52.93	40.39	37.17	39.16	65.10	38.25	37.45	33.51	37.69	224.64	38.55	31.12	39.01	28.13
Forecast-Load	1.3	1.2	1.2	1.3	1.2	1.4	1.0	1.1	0.8	0.5	0.1	0.0	0.3	0.3	0.5	0.5	0.5	0.2	-0.6	-0.7	0.1	0.4	0.6	1.1
Load	20.86	20.01	19.41	19.22	19.70	20.96	23.82	25.14	26.42	27.77	29.07	29.87	30.25	30.90	31.43	31.63	31.28	30.49	30.73	31.97	30.62	28.59	25.93	23.06



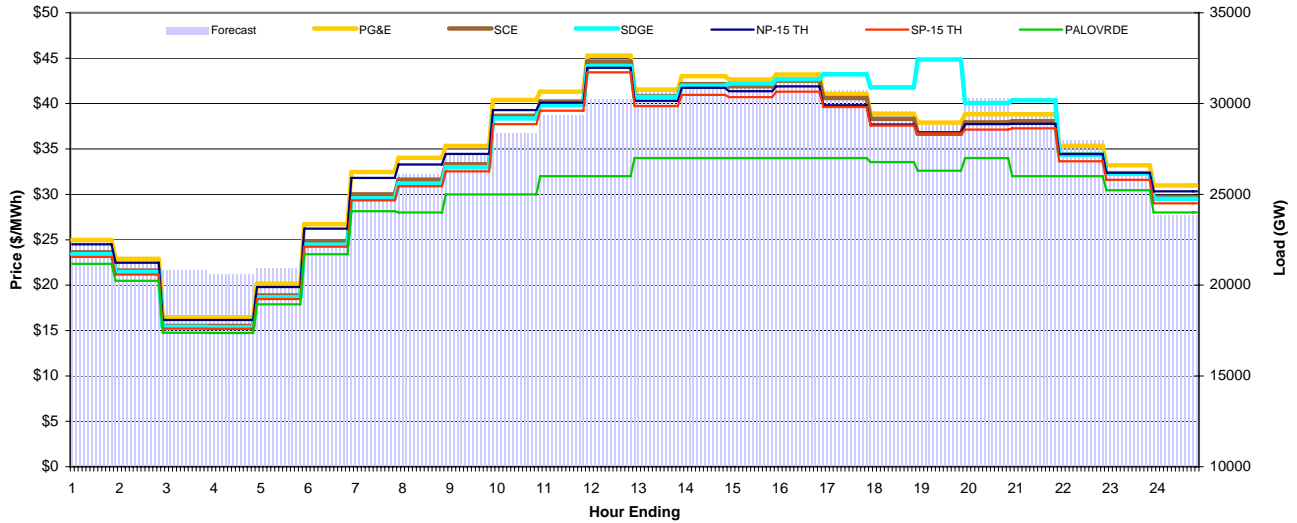
CAISO Daily Report

Friday October 02, 2009

Price Color Codes: <=0 >=100 >=200

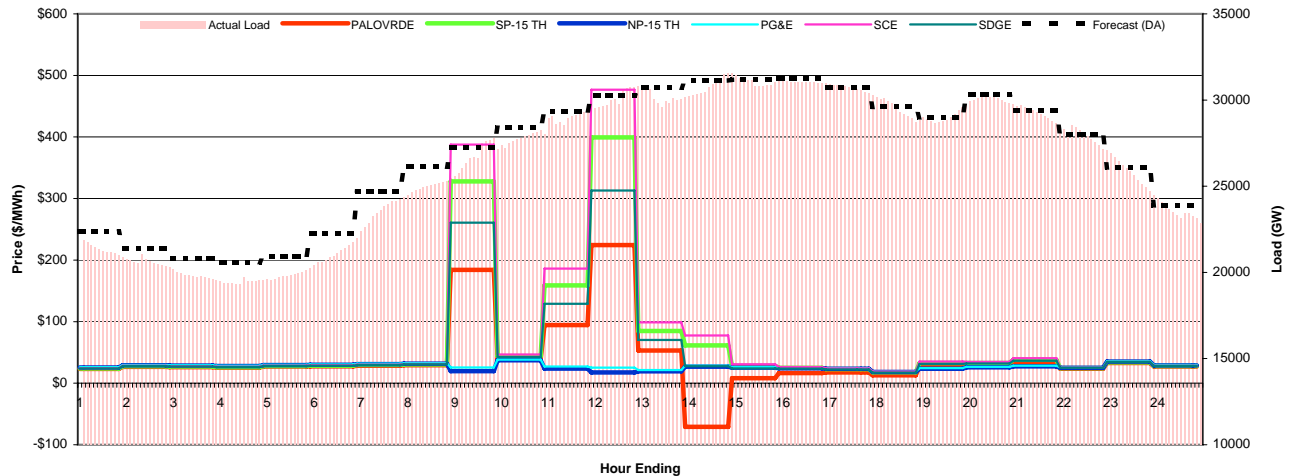
Day-Ahead Prices and Cleared Load

	HE1	HE2	HE3	HE4	HE5	HE6	HE7	HE8	HE9	HE10	HE11	HE12	HE13	HE14	HE15	HE16	HE17	HE18	HE19	HE20	HE21	HE22	HE23	HE24
PG&E	24.97	22.90	16.46	16.46	20.15	26.71	32.46	34.03	35.33	40.39	41.30	45.28	41.54	43.02	42.66	43.20	41.05	38.86	37.91	38.82	38.83	35.33	33.20	30.98
SCE	23.62	21.60	15.52	15.50	18.86	24.80	30.00	31.61	33.30	38.66	40.22	44.63	40.81	42.15	41.91	42.53	40.61	38.32	36.67	37.93	38.05	34.40	32.35	29.70
SDGE	23.41	21.44	15.41	15.36	18.66	24.46	29.55	31.20	32.99	38.36	39.85	44.13	40.73	41.96	42.21	42.69	43.23	41.78	44.86	40.06	40.35	34.36	32.31	29.50
NP-15 TH	24.50	22.48	16.17	16.16	19.79	26.23	31.80	33.30	34.46	39.29	40.10	43.94	40.31	41.74	41.37	41.89	39.82	37.70	36.83	37.73	37.76	34.43	32.37	30.32
SP-15 TH	23.10	21.16	15.21	15.19	18.47	24.24	29.34	30.90	32.53	37.73	39.21	43.45	39.72	40.96	40.72	41.31	39.61	37.58	36.73	37.13	37.28	33.65	31.61	29.01
PALOVORDE	22.35	20.47	14.74	14.73	17.89	23.41	28.14	28.00	29.99	30.00	32.00	32.00	34.00	34.00	34.00	34.00	34.00	33.56	32.61	34.00	32.00	32.00	30.45	28.00
Forecast	22.4	21.4	20.8	20.6	20.9	22.3	24.7	26.1	27.2	28.4	29.4	30.3	30.7	31.1	31.2	31.2	30.7	29.6	29.0	30.3	29.4	28.0	26.1	23.9



Preliminary Real-Time Prices with Forecasted and Actual System Load

	HE1	HE2	HE3	HE4	HE5	HE6	HE7	HE8	HE9	HE10	HE11	HE12	HE13	HE14	HE15	HE16	HE17	HE18	HE19	HE20	HE21	HE22	HE23	HE24
Palovrde	23.19	26.70	26.16	25.36	27.01	27.40	28.38	29.17	184.08	38.78	94.31	224.29	53.10	-70.92	8.20	16.57	17.41	12.93	27.55	28.32	32.14	23.42	32.87	26.99
sp15	23.96	27.63	27.03	26.20	27.91	28.38	29.61	30.52	327.76	43.99	158.83	399.39	84.80	61.39	28.04	24.93	22.85	17.87	32.82	32.79	38.15	24.58	33.91	27.81
np15	25.52	29.15	28.73	27.84	29.48	30.00	30.97	31.84	19.48	37.21	23.80	17.56	19.44	26.97	25.25	24.34	23.39	18.23	23.51	25.80	27.38	24.95	35.11	28.98
pgae	25.99	29.70	29.26	28.34	30.05	30.60	31.66	32.58	25.43	38.35	27.10	25.39	21.36	28.50	26.12	25.15	24.15	18.80	24.38	26.70	28.34	25.62	35.99	29.63
sce	24.62	28.29	27.68	26.80	28.56	29.09	30.34	31.26	387.64	46.69	186.24	476.75	98.92	77.50	30.74	26.39	23.95	18.69	35.16	34.76	40.75	25.22	34.74	28.48
sdge	24.06	27.87	27.18	26.42	28.12	28.52	29.76	30.76	260.87	42.33	129.11	313.12	70.16	27.67	23.96	23.80	22.40	17.34	31.36	31.92	36.52	25.13	34.66	28.26
Forecast-Load	1.1	0.8	1.1	1.1	1.0	1.0	1.0	1.0	0.3	0.5	0.3	0.0	0.6	0.2	0.2	0.2	0.2	0.2	-0.1	0.3	0.3	0.2	0.6	0.5
Load	21.27	20.53	19.74	19.47	19.90	21.26	23.73	25.08	26.91	27.92	29.06	30.26	30.09	30.92	31.00	31.01	30.59	29.38	29.11	29.99	29.07	27.75	25.48	23.36



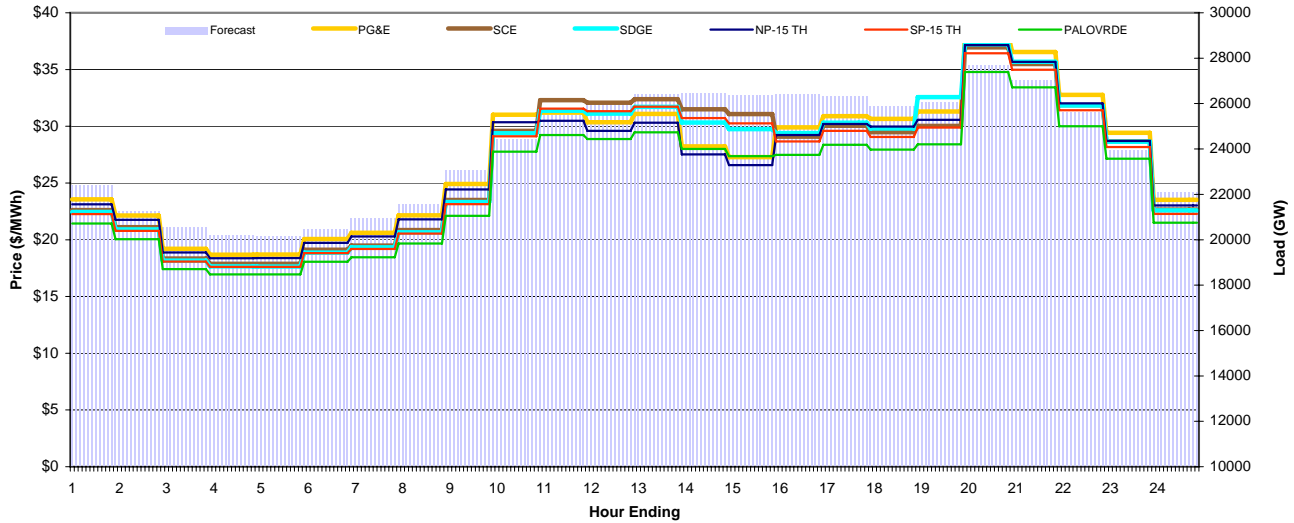
CAISO Daily Report

Saturday October 03, 2009

Price Color Codes: <=0 >=100 >=200

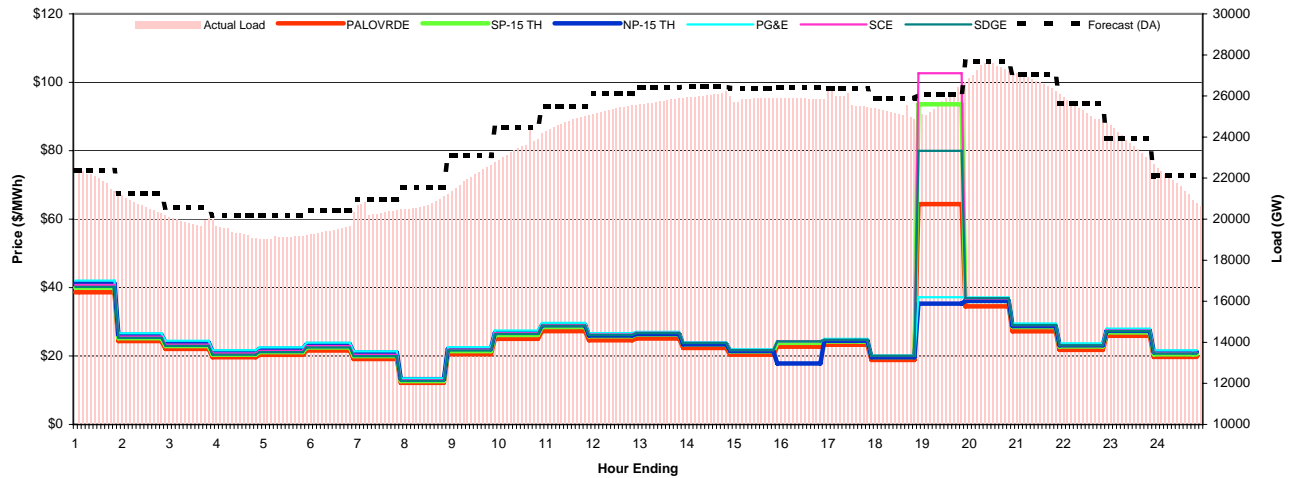
Day-Ahead Prices and Cleared Load

	HE1	HE2	HE3	HE4	HE5	HE6	HE7	HE8	HE9	HE10	HE11	HE12	HE13	HE14	HE15	HE16	HE17	HE18	HE19	HE20	HE21	HE22	HE23	HE24
PG&E	23.56	22.13	19.20	18.68	18.69	20.06	20.61	22.15	24.91	31.02	31.21	30.35	31.08	28.23	27.29	29.91	30.89	30.66	31.30	38.07	36.55	32.76	29.42	23.52
SCE	22.61	21.11	18.34	17.87	17.88	19.12	19.49	20.86	23.50	29.59	32.30	32.08	32.39	31.50	31.08	29.09	30.04	29.49	30.03	36.96	35.50	31.87	28.66	22.65
SDGE	22.45	20.91	18.16	17.65	17.64	18.86	19.33	20.66	23.32	29.39	31.37	31.12	31.70	30.33	29.76	29.39	30.32	29.80	32.57	37.22	35.68	31.83	28.63	22.59
NP-15 TH	23.13	21.76	18.88	18.38	18.39	19.73	20.30	21.80	24.44	30.36	30.48	29.60	30.31	27.52	26.58	29.22	30.20	29.98	30.56	37.15	35.68	32.03	28.70	23.02
SP-15 TH	22.27	20.78	18.07	17.61	17.61	18.83	19.19	20.54	23.13	29.11	31.55	31.33	31.72	30.72	30.25	28.66	29.60	29.05	29.89	36.43	34.98	31.41	28.17	22.27
PALOVPRDE	21.43	20.05	17.42	16.94	16.95	18.06	18.46	19.67	22.11	27.76	29.23	28.88	29.47	28.00	27.36	27.49	28.37	27.94	28.41	34.78	33.44	30.00	27.14	21.50
Forecast	22.4	21.3	20.6	20.2	20.2	20.4	21.0	21.6	23.1	24.4	25.5	26.1	26.4	26.5	26.4	26.4	26.3	25.9	26.1	27.7	27.0	25.6	23.9	22.1



Preliminary Real-Time Prices with Forecasted and Actual System Load

	HE1	HE2	HE3	HE4	HE5	HE6	HE7	HE8	HE9	HE10	HE11	HE12	HE13	HE14	HE15	HE16	HE17	HE18	HE19	HE20	HE21	HE22	HE23	HE24
Palovrde	38.61	24.36	22.09	19.63	20.36	21.63	19.13	12.15	20.53	25.04	27.28	24.62	25.09	22.33	20.40	22.71	23.30	18.83	64.40	34.51	27.24	21.81	25.92	19.75
sp15	39.98	25.21	22.91	20.38	21.12	22.48	19.97	12.67	21.42	26.14	28.48	25.76	26.27	23.39	21.33	23.86	24.23	19.69	93.59	36.08	28.49	22.76	26.89	20.49
np15	41.21	26.17	24.00	21.32	22.14	23.47	21.00	13.21	22.11	26.81	29.02	26.02	26.41	23.42	21.45	17.84	24.45	19.66	35.29	36.12	28.75	23.13	27.35	21.19
pgae	42.04	26.66	24.44	21.70	22.52	23.89	21.36	13.47	22.58	27.43	29.72	26.69	27.10	24.03	22.00	24.30	25.03	20.15	37.20	37.12	29.51	23.69	28.02	21.66
sce	40.76	25.68	23.34	20.76	21.52	22.91	20.36	12.90	21.82	26.65	29.04	26.27	26.80	23.85	21.75	24.33	24.68	20.03	102.66	36.75	29.02	23.18	27.44	20.89
sdge	40.20	25.32	22.98	20.41	21.16	22.51	19.97	12.74	21.58	26.41	28.87	26.16	26.70	23.79	21.72	24.28	24.72	20.06	79.96	36.90	29.03	23.13	27.26	20.70
Forecast-Load	0.5	0.7	0.7	0.9	1.0	0.8	0.5	0.7	0.8	0.8	0.7	0.7	0.6	0.4	0.5	0.5	0.6	0.7	0.1	0.3	0.5	0.5	0.5	0.7
Load	21.85	20.56	19.87	19.29	19.15	19.64	20.42	20.82	22.24	23.66	24.80	25.41	25.78	26.02	25.87	25.90	25.73	25.18	25.97	27.36	26.57	25.15	23.46	21.43



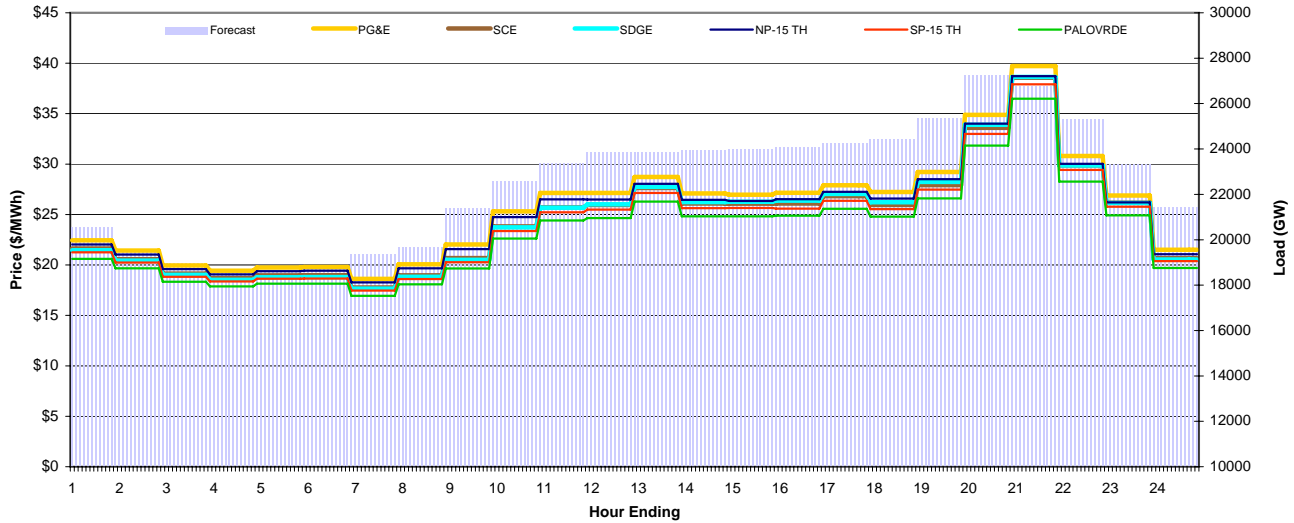
CAISO Daily Report

Sunday October 04, 2009

Price Color Codes: <=0 >=100 >=200

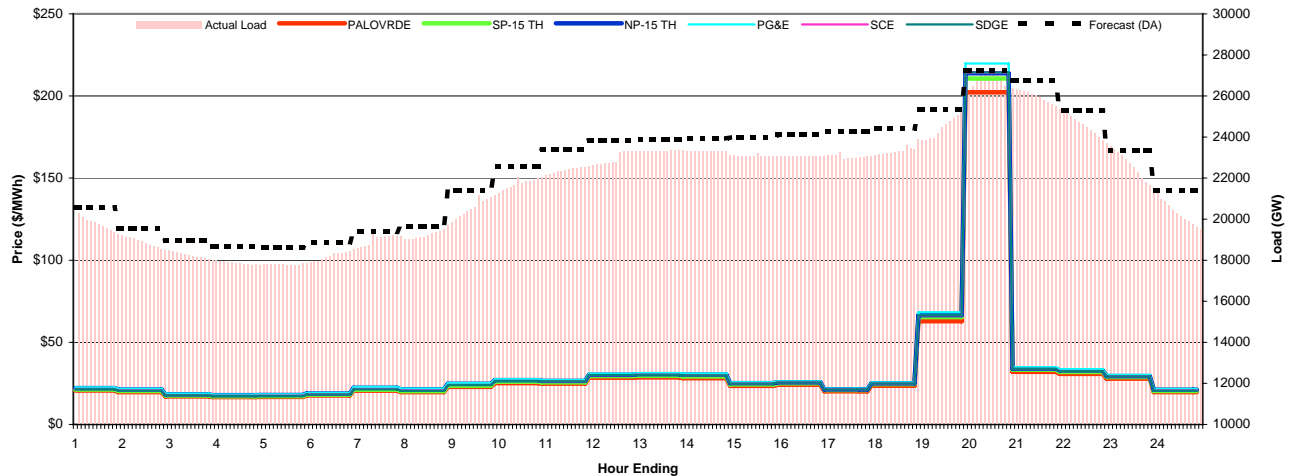
Day-Ahead Prices and Cleared Load

	HE1	HE2	HE3	HE4	HE5	HE6	HE7	HE8	HE9	HE10	HE11	HE12	HE13	HE14	HE15	HE16	HE17	HE18	HE19	HE20	HE21	HE22	HE23	HE24
PG&E	22.45	21.43	19.96	19.43	19.75	19.79	18.62	20.06	22.03	25.31	27.14	27.14	28.73	27.10	26.97	27.15	27.89	27.23	29.22	34.88	39.72	30.80	26.88	21.51
SCE	21.63	20.58	19.15	18.69	18.97	18.98	17.77	18.97	20.68	23.83	25.72	25.96	27.63	26.09	26.08	26.09	26.82	25.95	27.92	33.59	38.56	29.87	26.17	20.66
SDGE	21.46	20.43	19.01	18.53	18.79	18.80	17.66	18.82	20.51	23.73	25.69	26.01	27.75	26.23	26.27	26.38	27.05	26.21	28.24	33.90	38.64	29.87	26.14	20.54
NP-15 TH	22.03	21.03	19.59	19.07	19.39	19.43	18.27	19.68	21.58	24.75	26.51	26.50	28.04	26.46	26.34	26.52	27.25	26.58	28.50	34.01	38.72	30.03	26.21	21.07
SP-15 TH	21.26	20.24	18.84	18.37	18.64	18.65	17.46	18.61	20.26	23.36	25.23	25.49	27.14	25.63	25.64	25.59	26.36	25.54	27.47	32.99	37.90	29.43	25.78	20.38
PALOV RDE	20.61	19.67	18.33	17.88	18.14	18.14	16.94	18.08	19.65	22.62	24.41	24.66	26.28	24.82	24.82	24.88	25.56	24.79	26.60	31.83	36.48	28.27	24.93	19.70
Forecast	20.6	19.6	19.0	18.7	18.6	18.9	19.4	19.7	21.4	22.6	23.4	23.8	23.9	23.9	24.0	24.1	24.3	24.4	25.4	27.2	26.8	25.3	23.3	21.4



Preliminary Real-Time Prices with Forecasted and Actual System Load

	HE1	HE2	HE3	HE4	HE5	HE6	HE7	HE8	HE9	HE10	HE11	HE12	HE13	HE14	HE15	HE16	HE17	HE18	HE19	HE20	HE21	HE22	HE23	HE24
Palovrde	20.61	19.72	17.09	16.71	16.74	17.61	20.51	19.65	22.89	25.16	24.84	28.49	28.60	28.19	23.49	24.16	20.20	23.60	62.82	202.26	32.02	30.75	27.90	19.73
sp15	21.25	20.34	17.60	17.17	17.20	18.10	21.16	20.27	23.60	25.99	25.67	29.42	29.62	29.26	24.39	25.04	20.97	24.51	65.36	210.66	33.28	31.97	28.83	20.41
np15	22.13	21.24	18.36	17.82	17.89	18.81	22.31	21.32	24.75	27.02	26.47	30.17	30.55	30.26	25.13	25.60	21.35	25.03	66.56	213.87	33.97	32.93	29.47	21.12
pgae	22.59	21.70	18.76	18.21	18.28	19.22	22.78	21.78	25.28	27.61	27.08	30.90	31.26	30.95	25.70	26.18	21.84	25.62	68.25	219.78	34.85	33.75	30.21	21.60
sce	21.65	20.71	17.92	17.49	17.53	18.46	21.61	20.71	24.11	26.55	26.22	30.02	30.31	29.95	24.95	25.60	21.39	24.95	66.47	214.29	33.82	32.50	29.28	20.72
sdge	21.45	20.52	17.75	17.32	17.35	18.24	21.35	20.49	23.94	26.49	26.25	30.13	30.22	29.81	24.84	25.53	21.36	24.93	66.52	214.35	33.91	32.44	29.19	20.55
Forecast-Load	0.9	0.8	0.7	0.8	0.8	0.6	0.3	0.4	0.7	0.8	0.9	0.8	0.5	0.6	0.9	1.0	1.2	1.0	0.6	0.5	0.9	0.9	1.0	1.3
Load	19.70	18.81	18.20	17.85	17.82	18.27	19.06	19.31	20.70	21.82	22.44	23.01	23.33	23.29	23.08	23.08	23.06	23.41	24.79	26.76	25.84	24.38	22.37	20.14



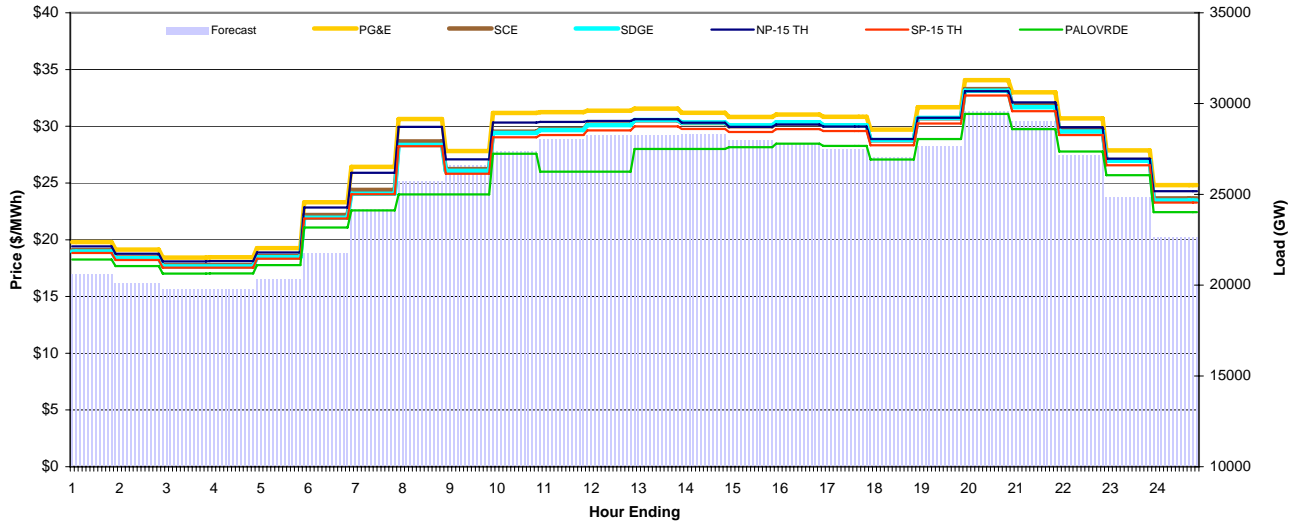
CAISO Daily Report

Monday October 05, 2009

Price Color Codes: <=0 >=100 >=200

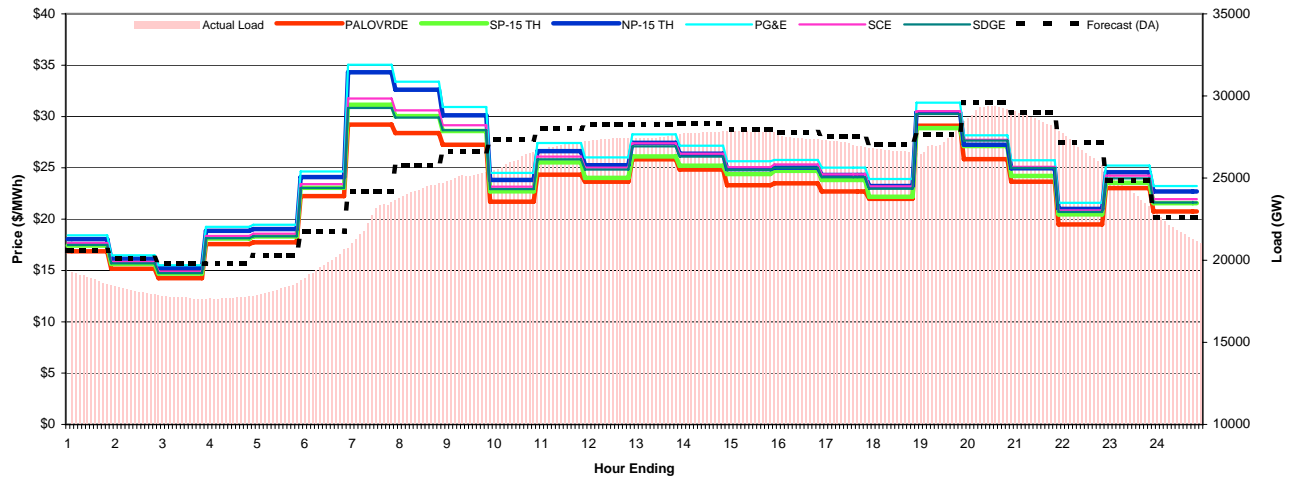
Day-Ahead Prices and Cleared Load

	HE1	HE2	HE3	HE4	HE5	HE6	HE7	HE8	HE9	HE10	HE11	HE12	HE13	HE14	HE15	HE16	HE17	HE18	HE19	HE20	HE21	HE22	HE23	HE24
PG&E	19.80	19.13	18.43	18.46	19.26	23.31	26.42	30.64	27.82	31.17	31.25	31.37	31.56	31.19	30.82	31.04	30.84	29.70	31.68	34.06	32.99	30.69	27.87	24.81
SCE	19.08	18.44	17.76	17.76	18.56	22.18	24.39	28.67	26.23	29.53	29.75	30.16	30.53	30.28	30.00	30.26	30.09	28.76	30.70	33.27	31.87	29.68	27.02	23.64
SDGE	18.96	18.37	17.65	17.65	18.45	21.94	24.05	28.35	26.07	29.41	29.66	30.10	30.56	30.34	30.09	30.35	30.09	28.78	30.74	33.13	31.68	29.53	26.95	23.47
NP-15 TH	19.41	18.77	18.08	18.11	18.88	22.84	25.91	29.95	27.08	30.32	30.38	30.47	30.63	30.32	29.95	30.16	29.98	28.88	30.75	33.10	32.11	29.91	27.15	24.27
SP-15 TH	18.84	18.22	17.54	17.54	18.32	21.87	24.01	28.24	25.82	29.03	29.23	29.64	29.99	29.76	29.49	29.75	29.59	28.32	30.24	32.71	31.34	29.23	26.56	23.28
PALOVPRDE	18.25	17.68	17.02	17.03	17.77	21.07	22.59	24.00	24.00	27.58	26.00	26.00	28.00	28.00	28.15	28.47	28.27	27.07	28.87	31.10	29.75	27.78	25.69	22.43
Forecast	20.6	20.1	19.8	19.8	20.3	21.7	24.2	25.8	26.6	27.4	28.0	28.3	28.3	28.0	27.8	27.5	27.1	27.6	29.6	29.0	27.2	24.9	22.6	



Preliminary Real-Time Prices with Forecasted and Actual System Load

	HE1	HE2	HE3	HE4	HE5	HE6	HE7	HE8	HE9	HE10	HE11	HE12	HE13	HE14	HE15	HE16	HE17	HE18	HE19	HE20	HE21	HE22	HE23	HE24
Palovrde	16.86	15.17	14.25	17.57	17.74	22.24	29.22	28.39	27.26	21.69	24.34	23.65	25.84	24.83	23.31	23.49	22.69	21.97	29.10	25.85	23.65	19.49	23.03	20.75
sp15	17.42	15.63	14.70	18.11	18.31	23.05	31.14	30.04	28.60	22.72	25.53	24.03	26.12	25.21	24.39	24.70	23.82	22.19	28.87	27.13	24.21	20.47	23.54	21.56
np15	18.05	16.14	15.21	18.86	19.04	24.10	34.31	32.61	30.12	23.82	26.62	25.26	27.44	26.37	24.87	25.02	24.31	23.23	30.40	27.25	24.96	21.00	24.56	22.70
pgae	18.43	16.47	15.51	19.25	19.46	24.64	35.04	33.39	30.92	24.50	27.42	26.02	28.26	27.16	25.64	25.77	25.02	23.91	31.34	28.17	25.74	21.60	25.22	23.23
sce	17.67	15.85	14.90	18.37	18.58	23.42	31.75	30.60	29.16	23.17	26.09	25.02	27.38	26.38	25.07	25.34	24.37	23.19	30.52	27.73	25.09	20.85	24.24	21.95
sdge	17.49	15.70	14.75	18.15	18.34	23.04	30.83	29.90	28.67	22.94	25.84	24.83	27.09	26.10	24.81	25.01	24.09	22.96	30.24	27.65	24.99	20.70	23.97	21.63
Forecast-Load	1.8	2.1	2.1	2.0	2.0	1.7	1.4	1.3	1.4	1.2	1.0	0.9	0.8	0.5	0.2	0.4	0.4	0.4	0.1	0.4	0.6	0.7	0.8	1.0
Load	18.85	18.07	17.70	17.74	18.34	20.00	22.83	24.40	25.21	26.21	27.06	27.39	27.53	27.80	27.81	27.41	27.07	26.63	27.51	29.22	28.44	26.46	24.01	21.67



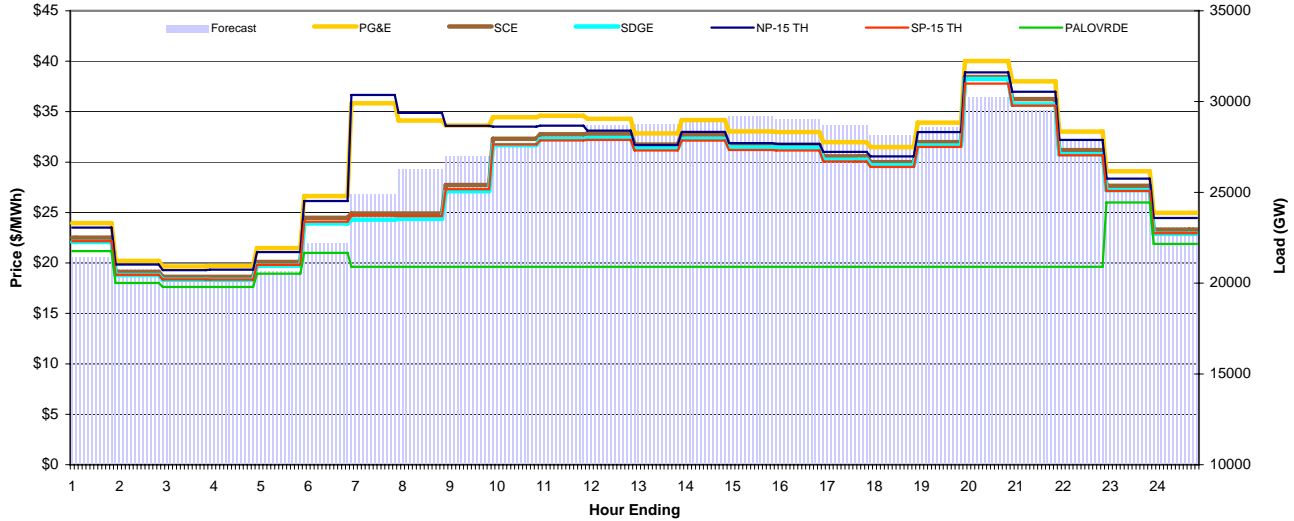
CAISO Daily Report

Tuesday October 06, 2009

Price Color Codes: <=0 >=100 >=200

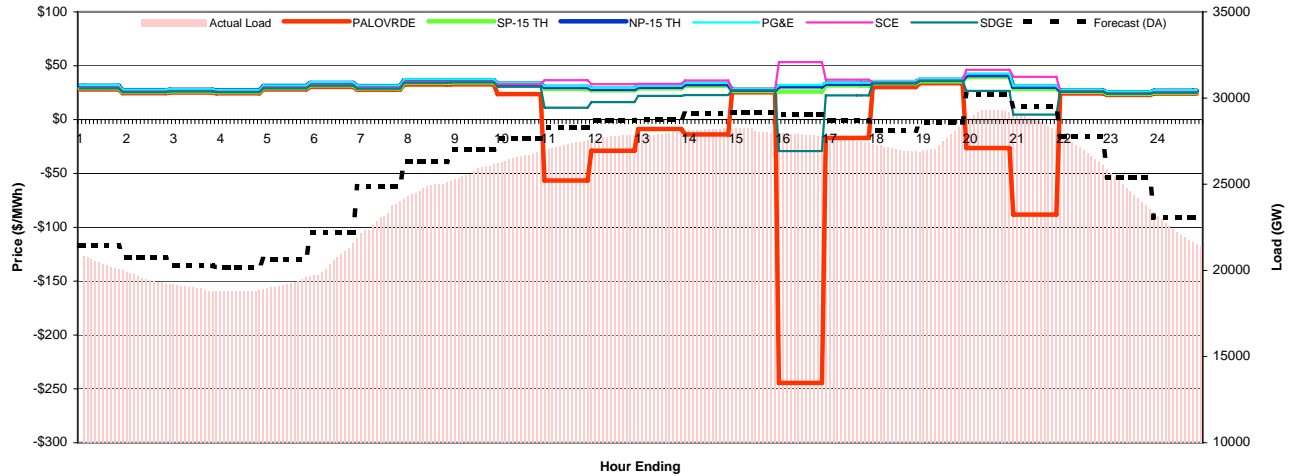
Day-Ahead Prices and Cleared Load

	HE1	HE2	HE3	HE4	HE5	HE6	HE7	HE8	HE9	HE10	HE11	HE12	HE13	HE14	HE15	HE16	HE17	HE18	HE19	HE20	HE21	HE22	HE23	HE24
PG&E	23.95	20.21	19.65	19.70	21.48	26.63	35.82	34.12	33.62	34.45	34.59	34.29	32.85	34.17	33.04	32.98	31.97	31.48	33.91	40.02	38.00	33.02	29.09	24.97
SCE	22.51	19.11	18.63	18.62	20.10	24.48	24.90	24.91	27.73	32.32	32.76	32.82	31.73	32.75	31.76	31.70	30.57	29.99	31.97	38.44	36.25	31.18	27.65	23.30
SDGE	22.08	18.81	18.33	18.32	19.73	23.92	24.29	24.39	27.13	31.69	32.27	32.40	31.37	32.30	31.45	31.41	30.22	29.70	31.64	38.25	35.72	30.78	27.23	22.88
NP-15 TH	23.51	19.84	19.29	19.34	21.09	26.14	36.65	34.88	33.60	33.52	33.61	33.11	31.69	33.00	31.89	31.80	31.01	30.56	32.97	38.89	36.98	32.20	28.36	24.46
SP-15 TH	22.16	18.84	18.36	18.36	19.81	24.09	24.67	24.64	27.32	31.75	32.15	32.20	31.15	32.14	31.20	31.15	30.05	29.51	31.50	37.79	35.59	30.68	27.13	22.95
PALOVORDE	21.18	18.02	17.62	17.62	18.94	21.00	19.62	19.62	19.62	19.62	19.62	19.62	19.62	19.62	19.62	19.62	19.62	19.62	19.62	19.62	19.62	19.62	26.00	21.89
Forecast	21.4	20.7	20.3	20.2	20.7	22.2	24.9	26.3	27.0	27.6	28.3	28.7	28.8	29.1	29.2	29.0	28.7	28.1	28.6	30.2	29.5	27.8	25.4	23.1



Preliminary Real-Time Prices with Forecasted and Actual System Load

	HE1	HE2	HE3	HE4	HE5	HE6	HE7	HE8	HE9	HE10	HE11	HE12	HE13	HE14	HE15	HE16	HE17	HE18	HE19	HE20	HE21	HE22	HE23	HE24
Palovrde	27.99	24.51	25.19	24.46	28.01	30.37	27.61	32.60	32.67	23.64	-56.53	-28.91	-8.66	-13.84	25.21	-244.44	-17.01	30.20	33.80	-26.34	-88.26	24.25	22.88	24.06
sp15	29.28	25.68	26.30	25.56	29.32	31.80	28.97	34.41	34.49	31.69	28.34	27.17	29.06	31.32	26.69	26.00	31.66	33.69	35.59	39.53	28.39	25.82	24.13	25.13
np15	31.40	27.29	27.72	27.08	31.16	34.10	31.15	36.56	36.64	33.30	30.27	28.60	30.53	33.03	27.61	30.86	33.24	34.73	36.84	41.35	30.51	26.94	25.36	26.82
pgae	32.01	27.81	28.22	27.55	31.74	34.74	31.75	37.40	37.53	34.20	31.16	29.46	31.43	34.00	28.44	32.09	34.25	35.76	37.93	42.72	31.47	27.73	26.04	27.44
sce	29.76	26.06	26.67	25.92	29.75	32.36	29.54	35.04	35.14	32.89	36.64	32.92	33.23	36.31	27.31	53.43	37.01	34.51	36.26	46.21	39.66	26.27	24.59	25.54
sdge	29.01	25.50	26.17	25.41	29.07	31.46	28.77	34.21	34.44	30.45	11.01	16.21	22.02	22.74	27.01	-29.19	22.41	33.74	35.99	26.64	4.68	25.99	24.17	25.03
Forecast-Load	1.1	1.3	1.3	1.4	1.3	1.3	1.6	1.4	1.2	1.0	0.9	0.9	0.8	0.9	1.1	1.2	1.2	1.1	0.8	1.0	1.1	1.1	1.1	1.1
Load	20.34	19.44	18.94	18.80	19.32	20.85	23.31	24.88	25.84	26.68	27.37	27.78	27.96	28.18	28.07	27.83	27.51	27.00	27.80	29.21	28.46	26.67	24.27	22.03



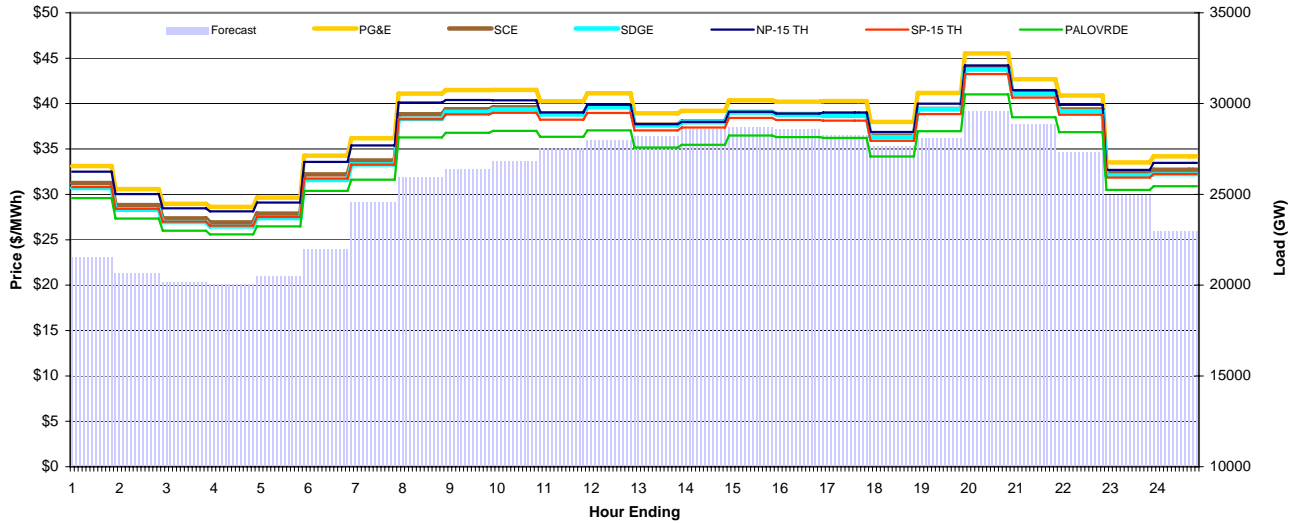
CAISO Daily Report

Wednesday October 07, 2009

Price Color Codes: <=0 >=100 >=200

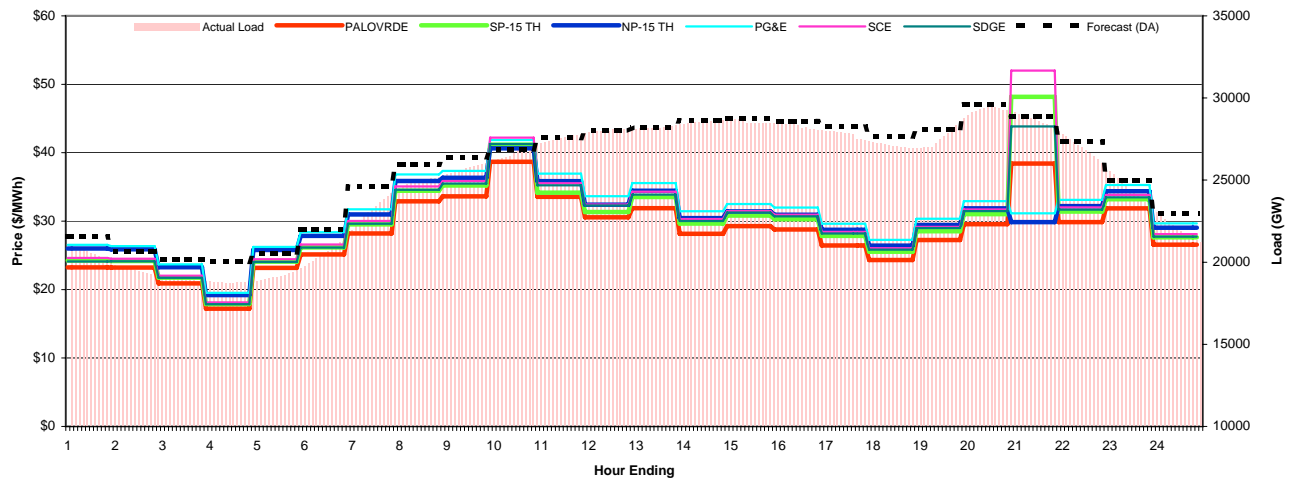
Day-Ahead Prices and Cleared Load

	HE1	HE2	HE3	HE4	HE5	HE6	HE7	HE8	HE9	HE10	HE11	HE12	HE13	HE14	HE15	HE16	HE17	HE18	HE19	HE20	HE21	HE22	HE23	HE24
PG&E	33.12	30.58	28.96	28.62	29.64	34.27	36.19	41.10	41.49	41.51	40.25	41.13	38.93	39.19	40.35	40.20	40.27	37.98	41.16	45.52	42.68	40.88	33.52	34.18
SCE	31.25	28.82	27.35	26.92	27.89	32.19	33.73	38.82	39.37	39.58	38.90	39.63	37.69	38.01	39.07	38.84	38.76	36.47	39.41	43.97	41.29	39.36	32.38	32.71
SDGE	30.71	28.31	26.94	26.48	27.39	31.58	33.29	38.32	39.08	39.36	38.82	39.62	37.60	37.94	39.01	38.78	38.65	36.31	39.38	43.74	41.03	39.14	32.08	32.24
NP-15 TH	32.49	30.03	28.45	28.12	29.10	33.57	35.40	40.12	40.40	40.35	39.01	39.87	37.74	37.97	39.08	38.90	39.03	36.87	39.99	44.20	41.49	39.86	32.70	33.47
SP-15 TH	30.81	28.42	26.99	26.57	27.51	31.73	33.27	38.28	38.81	38.98	38.24	38.97	37.05	37.37	38.41	38.18	38.12	35.90	38.84	43.25	40.66	38.78	31.86	32.25
PALOVPRDE	29.58	27.34	25.99	25.58	26.47	30.39	31.62	36.28	36.79	37.00	36.34	37.05	35.15	35.45	36.48	36.30	36.22	34.18	36.96	41.01	38.50	36.86	30.49	30.90
Forecast	21.5	20.7	20.2	20.0	20.5	22.0	24.6	26.0	26.4	26.8	27.6	28.0	28.2	28.6	28.7	28.6	28.3	27.7	28.1	29.6	28.9	27.3	25.0	23.0



Preliminary Real-Time Prices with Forecasted and Actual System Load

	HE1	HE2	HE3	HE4	HE5	HE6	HE7	HE8	HE9	HE10	HE11	HE12	HE13	HE14	HE15	HE16	HE17	HE18	HE19	HE20	HE21	HE22	HE23	HE24
Palovrde	23.24	23.21	20.90	17.21	23.18	25.13	28.20	32.91	33.61	38.67	33.56	30.55	31.89	28.14	29.28	28.78	26.45	24.32	27.24	29.56	38.42	29.87	31.87	26.57
sp15	24.24	24.17	21.75	17.90	24.09	26.17	29.53	34.44	35.22	41.17	34.17	31.33	33.54	29.64	30.81	30.28	27.85	25.54	28.54	31.03	48.16	31.41	33.21	27.65
np15	26.00	25.90	23.27	19.19	25.79	27.86	30.98	35.87	36.34	40.63	35.84	32.42	34.45	30.45	31.43	30.95	28.73	26.43	29.44	31.88	29.86	32.19	34.37	29.04
pgae	26.53	26.36	23.69	19.53	26.25	28.39	31.72	36.83	37.34	41.85	36.95	33.65	35.56	31.45	32.51	32.00	29.62	27.27	30.35	32.92	31.15	33.12	35.28	29.68
sce	24.62	24.50	22.03	18.13	24.42	26.59	30.03	35.06	35.86	42.20	35.54	32.44	34.30	30.30	31.48	30.93	28.44	26.04	29.15	31.72	52.01	32.02	33.83	28.10
sdge	24.10	24.13	21.73	17.87	24.03	26.13	29.62	34.59	35.51	41.28	35.25	32.30	33.89	30.02	31.27	30.70	28.20	25.84	28.99	31.48	43.84	31.69	33.48	27.73
Forecast-Load	1.0	1.2	1.2	1.2	1.2	1.2	1.1	0.9	0.6	0.1	-0.1	-0.1	0.0	0.0	0.2	0.4	0.5	0.6	0.3	0.3	0.4	0.6	0.8	1.1
Load	20.51	19.44	18.94	18.80	19.27	20.84	23.49	25.02	25.80	26.78	27.62	28.06	28.24	28.59	28.53	28.23	27.70	27.07	27.84	29.30	28.51	26.69	24.17	21.90



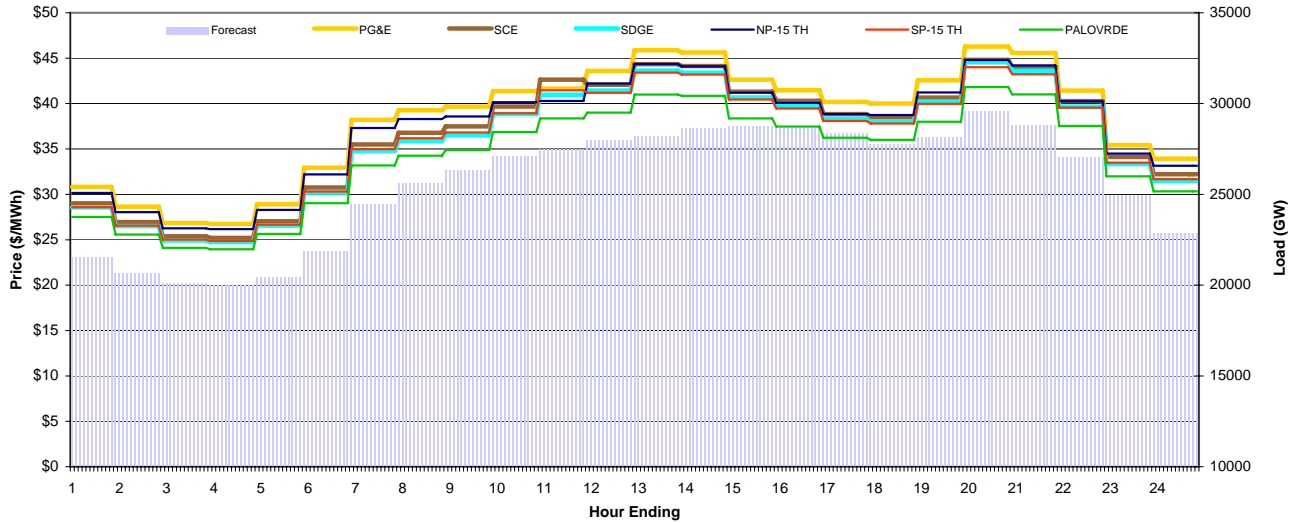
CAISO Daily Report

Thursday October 08, 2009

Price Color Codes: <=0 >=100 >=200

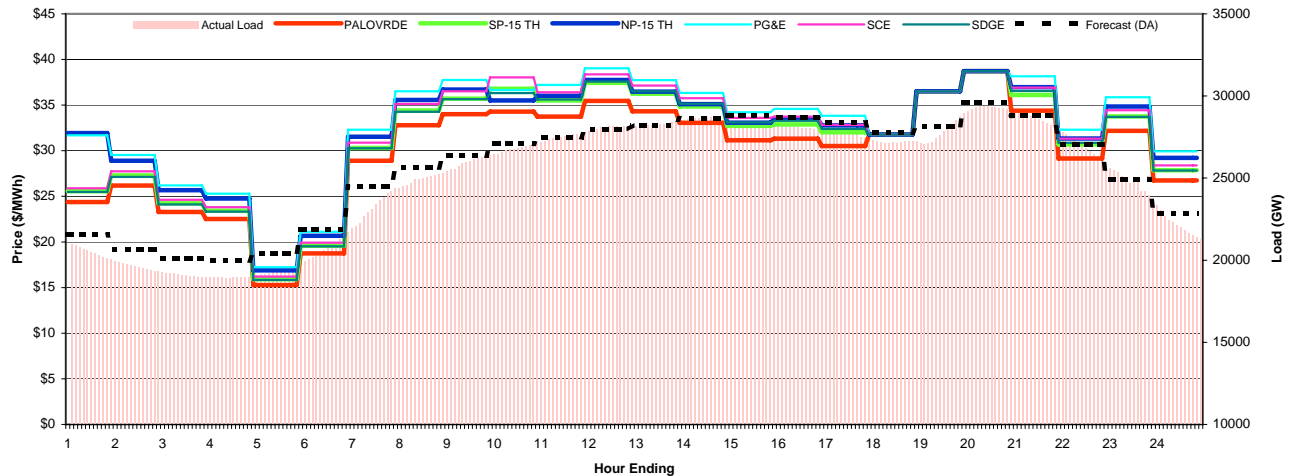
Day-Ahead Prices and Cleared Load

	HE1	HE2	HE3	HE4	HE5	HE6	HE7	HE8	HE9	HE10	HE11	HE12	HE13	HE14	HE15	HE16	HE17	HE18	HE19	HE20	HE21	HE22	HE23	HE24
PG&E	30.82	28.64	26.84	26.74	28.90	32.94	38.20	39.26	39.67	41.38	41.65	43.61	45.87	45.62	42.64	41.47	40.18	40.01	42.56	46.27	45.58	41.43	35.42	33.92
SCE	29.01	26.95	25.38	25.21	27.04	30.76	35.50	36.78	37.49	39.66	42.63	42.07	44.34	44.13	41.31	40.30	38.85	38.49	40.66	44.81	44.02	40.26	34.12	32.21
SDGE	28.58	26.51	24.93	24.75	26.56	30.19	34.80	35.90	36.56	38.84	40.97	41.43	43.63	43.40	40.69	39.70	38.32	37.98	40.21	44.55	43.61	39.66	33.35	31.50
NP-15 TH	30.16	28.03	26.26	26.17	28.29	32.20	37.30	38.30	38.58	40.15	40.29	42.21	44.35	44.10	41.20	40.08	38.84	38.75	41.22	44.80	44.20	40.26	34.49	33.15
SP-15 TH	28.59	26.56	25.03	24.87	26.67	30.32	34.99	36.18	36.82	38.93	41.47	41.19	43.41	43.19	40.44	39.46	38.08	37.81	39.98	44.01	43.23	39.55	33.49	31.68
PALOVORDE	27.51	25.57	24.11	23.96	25.64	29.03	33.18	34.26	34.90	36.87	38.36	39.00	41.00	40.84	38.36	37.46	36.23	36.00	38.00	41.82	41.01	37.54	31.99	30.33
Forecast	21.5	20.6	20.1	20.0	20.4	21.9	24.5	25.6	26.4	27.1	27.5	28.0	28.2	28.6	28.8	28.7	28.4	27.8	28.2	29.6	28.8	27.0	24.9	22.9



Preliminary Real-Time Prices with Forecasted and Actual System Load

	HE1	HE2	HE3	HE4	HE5	HE6	HE7	HE8	HE9	HE10	HE11	HE12	HE13	HE14	HE15	HE16	HE17	HE18	HE19	HE20	HE21	HE22	HE23	HE24
Palovrde	24.38	26.19	23.29	22.52	15.28	18.75	28.89	32.80	34.01	34.28	33.75	35.46	34.33	33.06	31.14	31.33	30.52	31.77	36.52	38.72	34.39	29.15	32.17	26.74
sp15	25.57	27.28	24.23	23.42	15.93	19.58	30.30	34.40	35.71	36.80	35.52	37.43	36.24	34.85	32.73	32.88	32.02	31.77	36.52	38.72	36.12	30.70	33.75	27.87
np15	31.93	28.90	25.67	24.77	16.89	20.67	31.54	35.56	36.70	35.52	36.02	37.76	36.48	35.12	33.08	33.47	32.77	31.77	36.52	38.72	36.96	31.34	34.85	29.21
pgae	31.70	29.53	26.20	25.28	17.24	21.11	32.31	36.51	37.75	36.66	37.21	39.04	37.74	36.34	34.21	34.58	33.83	31.77	36.52	38.72	38.16	32.30	35.86	29.94
sce	25.89	27.75	24.63	23.81	16.20	19.92	30.88	35.12	36.51	38.04	36.40	38.38	37.15	35.76	33.59	33.74	32.83	31.77	36.52	38.72	36.92	31.32	34.44	28.40
sdge	25.47	27.14	24.12	23.32	15.84	19.52	30.27	34.26	35.65	36.32	35.62	37.59	36.51	35.15	33.11	33.28	32.38	31.77	36.52	38.72	36.54	30.87	33.71	27.83
Forecast-Load	1.1	1.1	1.0	1.0	1.0	1.0	1.0	0.6	0.3	0.2	-0.1	-0.1	-0.1	0.1	0.5	0.6	0.8	0.6	0.2	0.3	0.3	0.3	0.4	0.9
Load	20.47	19.57	19.08	18.97	19.47	20.90	23.42	25.00	26.05	26.87	27.58	28.12	28.32	28.53	28.28	28.06	27.64	27.19	28.00	29.28	28.50	26.73	24.57	21.97



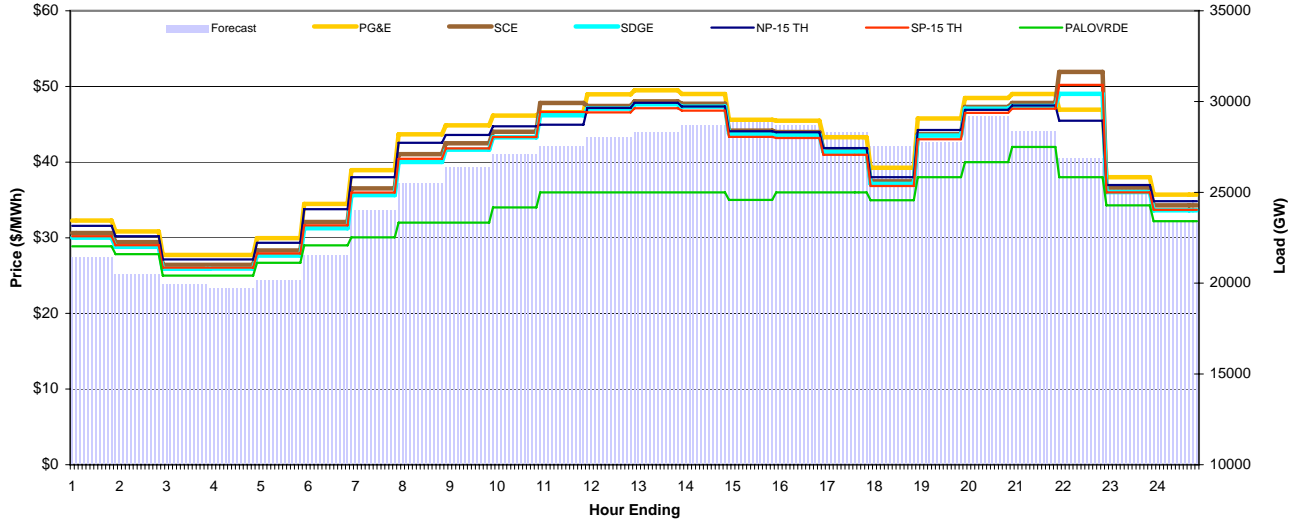
CAISO Daily Report

Friday October 09, 2009

Price Color Codes: <=0 >=100 >=200

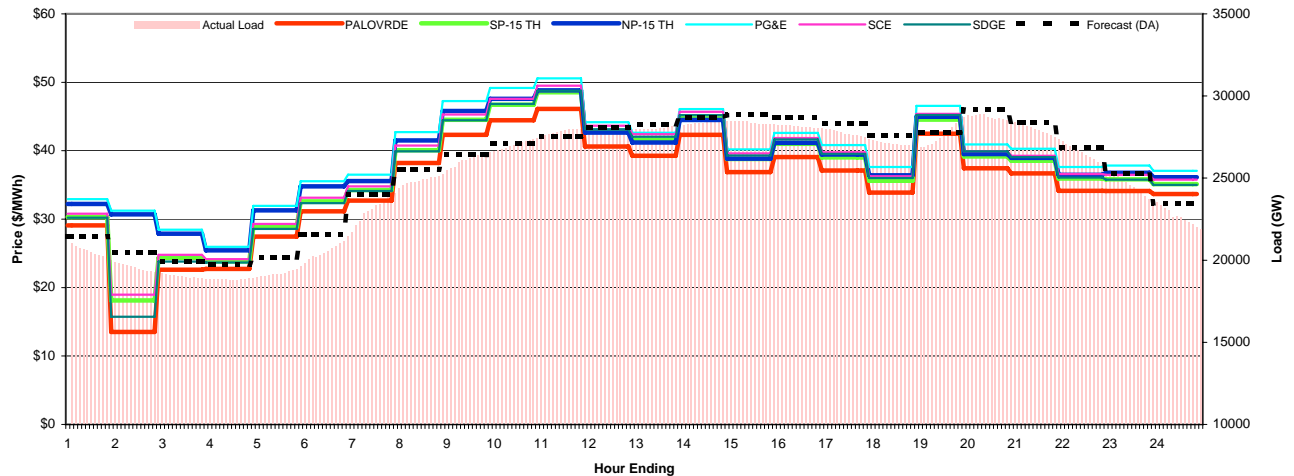
Day-Ahead Prices and Cleared Load

	HE1	HE2	HE3	HE4	HE5	HE6	HE7	HE8	HE9	HE10	HE11	HE12	HE13	HE14	HE15	HE16	HE17	HE18	HE19	HE20	HE21	HE22	HE23	HE24
PG&E	32.27	30.84	27.73	27.72	29.96	34.48	38.93	43.66	44.85	46.14	46.59	48.97	49.48	49.01	45.60	45.47	43.29	39.26	45.76	48.47	49.01	46.92	38.00	35.69
SCE	30.63	29.43	26.42	26.41	28.31	32.09	36.52	41.05	42.48	44.02	47.82	47.42	48.02	47.70	44.16	43.96	41.69	37.45	43.70	47.29	47.82	51.92	36.63	34.28
SDGE	30.01	28.81	25.91	25.93	27.64	31.26	35.64	40.02	41.65	43.27	46.19	47.09	47.65	47.32	43.76	43.63	41.36	37.13	43.51	47.06	47.41	49.03	36.04	33.63
NP-15 TH	31.58	30.19	27.14	27.14	29.34	33.78	38.00	42.55	43.58	44.73	44.95	47.16	47.83	47.36	44.08	43.95	41.86	38.01	44.24	46.90	47.48	45.46	36.97	34.84
SP-15 TH	30.20	29.01	26.06	26.06	27.91	31.65	35.98	40.43	41.82	43.32	46.64	46.56	47.13	46.79	43.33	43.18	40.96	36.84	43.01	46.51	47.05	50.21	35.99	33.70
PALOVPRDE	28.86	27.83	25.00	25.00	26.70	29.00	30.06	32.00	32.00	34.00	36.00	36.00	36.00	36.00	35.00	36.00	36.00	34.97	38.00	40.00	42.00	38.00	34.29	32.18
Forecast	21.5	20.5	19.9	19.7	20.1	21.5	24.0	25.5	26.4	27.1	27.6	28.1	28.3	28.7	28.8	28.7	28.3	27.6	27.8	29.2	28.4	26.9	25.3	23.5



Preliminary Real-Time Prices with Forecasted and Actual System Load

	HE1	HE2	HE3	HE4	HE5	HE6	HE7	HE8	HE9	HE10	HE11	HE12	HE13	HE14	HE15	HE16	HE17	HE18	HE19	HE20	HE21	HE22	HE23	HE24
Palovrde	29.10	13.52	22.61	22.73	27.46	31.14	32.71	38.20	42.31	44.44	46.11	40.61	39.27	42.33	36.87	39.06	37.10	33.88	42.48	37.43	36.69	34.14	34.12	33.68
sp15	30.30	18.11	24.34	23.82	28.84	32.61	34.25	40.08	44.51	46.73	48.53	42.80	41.57	44.73	38.79	41.02	39.02	35.62	44.55	39.17	38.53	35.94	35.82	35.13
np15	32.23	30.70	27.87	25.44	31.30	34.80	35.57	41.50	45.80	47.57	48.83	42.66	41.20	44.50	38.83	41.16	39.45	36.40	44.97	39.51	38.95	36.47	36.79	36.13
pgae	32.92	31.24	28.47	25.96	31.93	35.55	36.50	42.73	47.25	49.18	50.57	44.18	42.63	46.08	40.20	42.60	40.82	37.61	46.55	40.92	40.29	37.63	37.83	37.05
sce	30.81	18.97	24.79	24.15	29.31	33.13	34.80	40.75	45.28	47.59	49.49	43.65	42.42	45.68	39.60	41.85	39.76	36.27	45.38	39.94	39.26	36.60	36.47	35.77
sdge	30.21	15.74	23.80	23.67	28.56	32.34	34.11	39.92	44.45	46.84	48.77	43.13	42.04	45.20	39.31	41.63	39.55	36.02	45.21	39.92	39.07	36.09	35.79	35.01
Forecast-Load	1.0	1.0	1.0	0.9	0.8	0.8	0.7	0.6	0.2	0.0	-0.3	0.1	0.2	0.3	0.5	0.6	0.7	0.5	0.0	0.5	0.5	0.5	0.9	0.9
Load	20.46	19.47	18.99	18.86	19.30	20.74	23.36	24.96	26.21	27.12	27.87	27.98	28.08	28.39	28.36	28.12	27.67	27.06	27.81	28.67	27.85	26.33	24.37	22.52



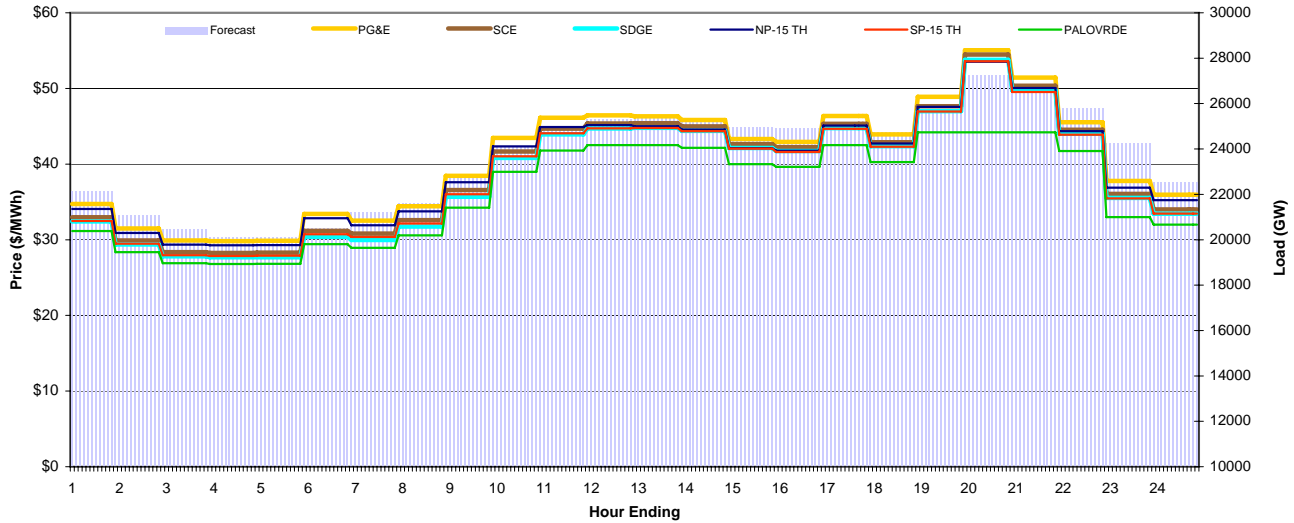
CAISO Daily Report

Saturday October 10, 2009

Price Color Codes: <=0 >=100 >=200

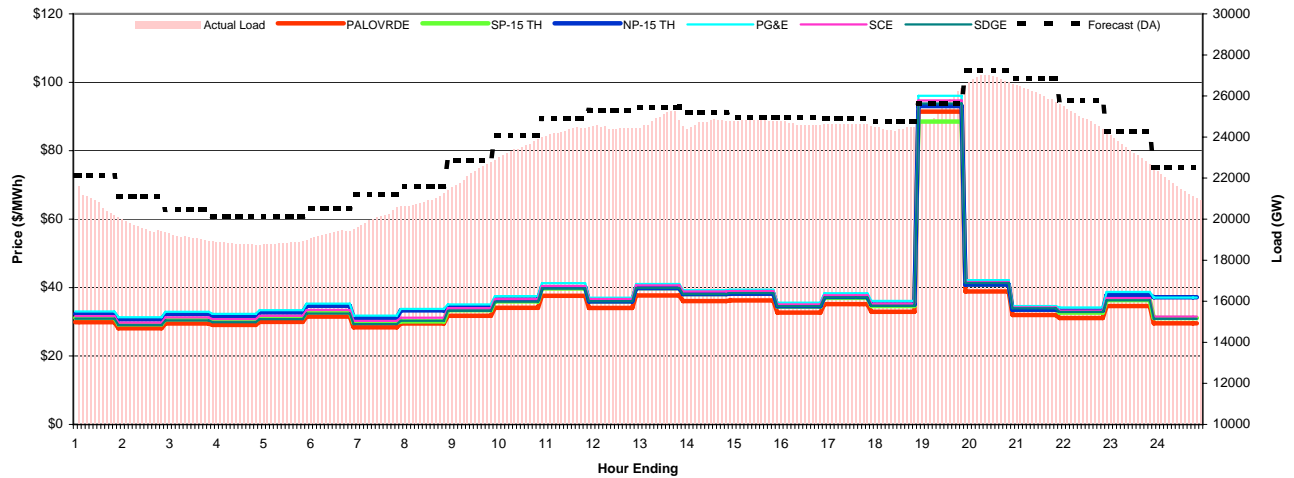
Day-Ahead Prices and Cleared Load

	HE1	HE2	HE3	HE4	HE5	HE6	HE7	HE8	HE9	HE10	HE11	HE12	HE13	HE14	HE15	HE16	HE17	HE18	HE19	HE20	HE21	HE22	HE23	HE24
PG&E	34.73	31.50	29.92	29.83	29.86	33.42	32.53	34.43	38.46	43.45	46.12	46.43	46.32	45.83	43.32	42.94	46.36	43.92	48.89	55.05	51.43	45.53	37.77	35.96
SCE	32.97	29.91	28.36	28.25	28.30	31.18	30.80	32.59	36.57	41.65	44.69	45.37	45.41	44.99	42.64	42.23	45.31	42.90	47.65	54.49	50.35	44.55	36.06	34.00
SDGE	32.41	29.37	27.82	27.68	27.68	30.38	29.98	31.75	35.68	40.81	43.94	44.72	44.79	44.40	42.12	41.72	44.76	42.37	46.99	53.78	49.76	44.02	35.53	33.44
NP-15 TH	34.06	30.90	29.35	29.27	29.29	32.85	31.91	33.75	37.60	42.34	44.89	45.15	45.01	44.55	42.11	41.78	45.09	42.73	47.57	53.53	50.06	44.35	36.89	35.23
SP-15 TH	32.49	29.47	27.96	27.85	27.90	30.73	30.36	32.14	36.02	41.04	44.07	44.73	44.76	44.35	42.04	41.61	44.66	42.30	46.94	53.59	49.53	43.88	35.47	33.45
PALOVPRDE	31.15	28.36	26.89	26.80	26.81	29.42	28.92	30.58	34.25	38.98	41.79	42.50	42.50	42.14	40.00	39.63	42.50	40.26	44.20	44.20	44.20	41.72	33.00	32.00
Forecast	22.1	21.1	20.5	20.1	20.1	20.5	21.2	21.6	22.9	24.1	24.9	25.3	25.4	25.2	24.9	24.9	24.9	24.7	25.6	27.2	26.9	25.8	24.3	22.5



Preliminary Real-Time Prices with Forecasted and Actual System Load

	HE1	HE2	HE3	HE4	HE5	HE6	HE7	HE8	HE9	HE10	HE11	HE12	HE13	HE14	HE15	HE16	HE17	HE18	HE19	HE20	HE21	HE22	HE23	HE24
Palovrde	29.86	28.09	29.52	29.07	29.96	31.51	28.37	29.49	31.74	34.10	37.62	34.05	37.70	36.04	36.25	32.67	35.16	32.94	91.41	38.88	31.98	31.10	34.61	29.55
sp15	31.12	29.28	30.76	30.28	31.22	32.87	29.74	30.13	33.38	35.94	39.73	35.98	39.86	38.10	38.24	34.40	37.01	34.62	88.51	40.85	33.60	32.70	36.33	31.12
np15	32.31	30.70	32.26	31.67	32.72	34.65	31.17	33.33	34.24	36.49	40.12	35.94	39.82	38.10	38.21	34.58	37.26	35.04	93.08	40.87	33.55	33.25	37.78	37.17
pgae	33.04	31.35	32.93	32.30	33.39	35.31	31.81	33.78	35.08	37.51	41.31	37.06	41.05	39.25	39.36	35.57	38.37	36.08	96.03	42.20	34.61	34.20	38.73	37.09
sce	31.65	29.75	31.27	30.77	31.74	33.42	30.25	31.18	33.98	36.60	40.44	36.65	40.63	38.85	38.99	35.07	37.72	35.28	94.70	41.62	34.23	33.25	36.93	31.52
sdge	30.93	29.04	30.38	29.90	30.76	32.43	29.34	30.30	33.20	35.89	39.73	36.02	39.89	38.13	38.37	34.55	37.14	34.71	93.81	41.34	33.94	32.87	36.30	30.87
Forecast-Load	1.4	1.5	1.4	1.3	1.2	1.2	1.0	0.6	0.5	0.5	0.5	0.9	0.6	0.4	0.1	0.3	0.3	0.3	-0.1	0.4	0.8	1.0	1.1	1.1
Load	20.69	19.55	19.06	18.80	18.88	19.36	20.21	20.99	22.37	23.58	24.36	24.45	24.87	24.75	24.80	24.62	24.61	24.44	25.71	26.84	26.02	24.77	23.17	21.47



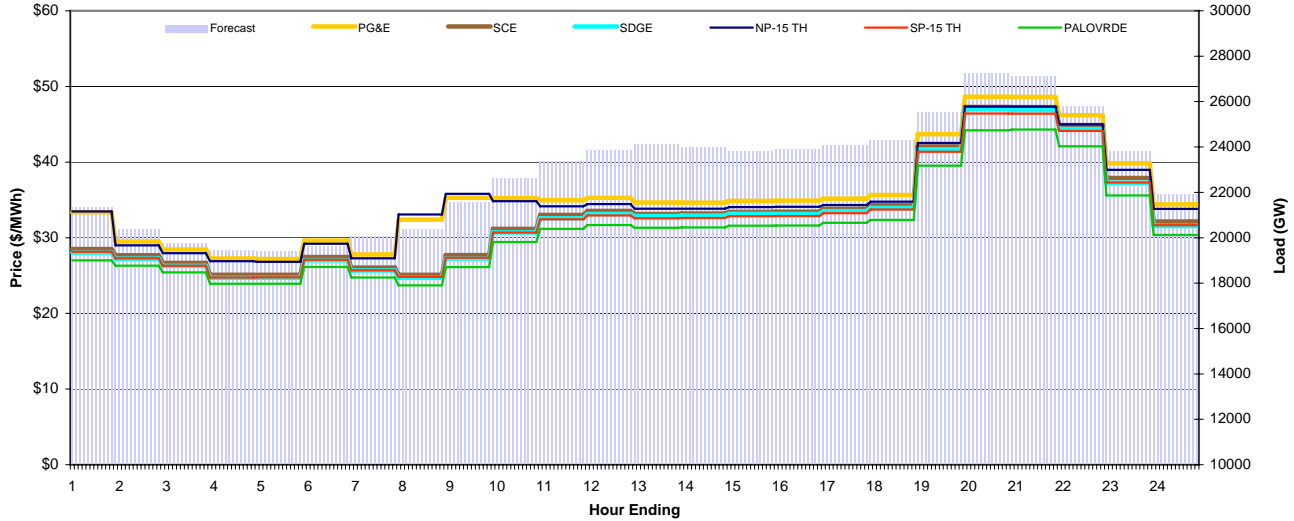
CAISO Daily Report

Sunday October 11, 2009

Price Color Codes: <=0 >=100 >=200

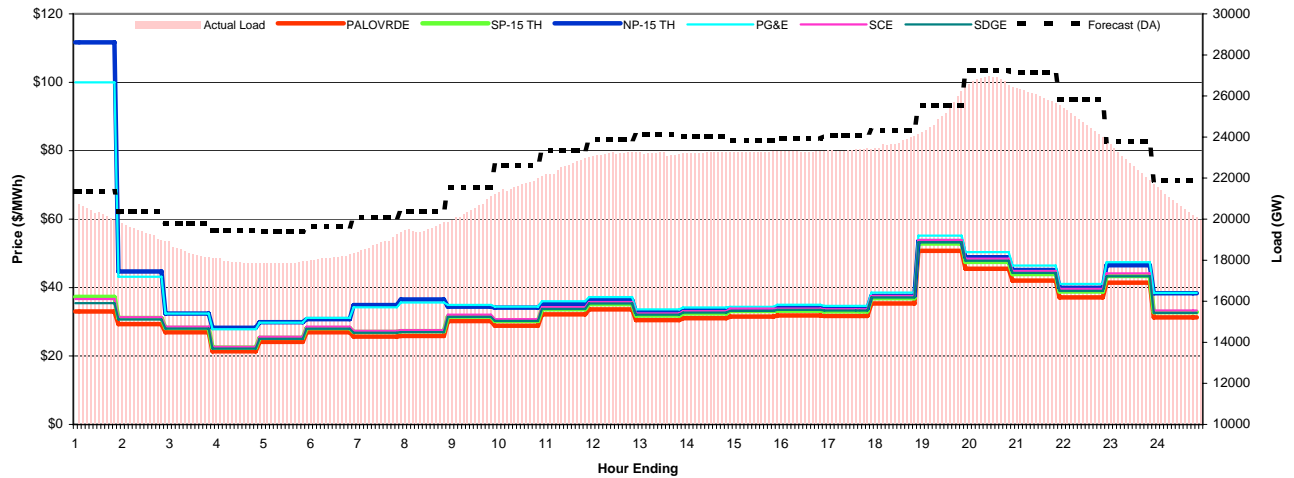
Day-Ahead Prices and Cleared Load

	HE1	HE2	HE3	HE4	HE5	HE6	HE7	HE8	HE9	HE10	HE11	HE12	HE13	HE14	HE15	HE16	HE17	HE18	HE19	HE20	HE21	HE22	HE23	HE24
PG&E	33.37	29.50	28.45	27.27	27.20	29.62	27.80	32.40	35.28	35.23	34.96	35.27	34.65	34.64	34.87	34.91	35.17	35.65	43.69	48.65	48.63	46.22	39.84	34.40
SCE	28.50	27.68	26.68	25.10	25.11	27.45	26.06	25.11	27.71	31.18	33.01	33.54	33.13	33.20	33.41	33.43	33.82	34.28	42.07	47.28	47.27	44.90	37.90	32.15
SDGE	28.05	27.24	26.29	24.71	24.70	27.02	25.67	24.73	27.27	30.71	32.57	33.15	32.87	32.92	33.15	33.15	33.51	33.94	41.69	46.97	46.87	44.37	37.27	31.56
NP-15 TH	33.47	28.99	27.95	26.90	26.82	29.20	27.29	33.08	35.80	34.84	34.15	34.45	33.85	33.84	34.06	34.10	34.32	34.77	42.53	47.33	47.32	44.99	38.97	33.82
SP-15 TH	28.14	27.28	26.30	24.75	24.77	27.08	25.70	24.83	27.37	30.69	32.43	32.96	32.57	32.61	32.84	32.86	33.24	33.74	41.37	46.42	46.40	44.13	37.30	31.66
PALOVPRDE	27.00	26.32	25.41	23.92	23.91	26.13	24.75	23.72	26.11	29.44	31.16	31.68	31.33	31.36	31.59	31.62	31.98	32.35	39.54	44.20	44.31	42.09	35.60	30.36
Forecast	21.4	20.4	19.8	19.5	19.4	19.6	20.1	20.4	21.5	22.6	23.4	23.9	24.1	24.0	23.8	23.9	24.1	24.3	25.6	27.2	27.1	25.8	23.8	21.9



Preliminary Real-Time Prices with Forecasted and Actual System Load

	HE1	HE2	HE3	HE4	HE5	HE6	HE7	HE8	HE9	HE10	HE11	HE12	HE13	HE14	HE15	HE16	HE17	HE18	HE19	HE20	HE21	HE22	HE23	HE24
Palovrde	33.03	29.33	26.95	21.35	24.12	26.96	25.68	25.67	30.19	28.88	32.17	33.61	30.48	31.06	31.50	31.85	31.70	35.36	50.73	45.51	42.05	37.11	41.42	31.30
sp15	37.27	31.11	28.19	22.43	25.28	28.16	27.05	27.26	31.54	30.25	33.68	35.14	31.86	32.46	33.15	33.25	33.06	36.91	52.91	47.52	43.98	38.88	43.41	32.84
np15	111.67	44.70	32.39	28.25	29.87	30.79	34.87	36.53	34.44	34.12	35.20	36.33	32.82	33.36	33.54	34.15	33.80	37.56	53.60	48.89	45.13	39.92	46.54	38.37
pgae	99.98	43.18	32.42	27.81	29.74	31.12	34.22	35.65	34.91	34.43	36.03	37.23	33.61	34.17	34.37	34.99	34.66	38.56	55.16	50.36	46.44	41.06	47.41	38.44
sce	36.67	31.31	28.56	22.69	25.61	28.56	27.36	27.57	32.07	30.75	34.30	35.79	32.45	33.09	33.88	33.87	33.68	37.56	53.88	48.44	44.87	39.61	44.14	33.30
sdge	35.44	30.69	28.00	22.18	25.02	27.95	26.79	27.00	31.44	30.24	33.76	35.36	32.07	32.70	33.20	33.48	33.29	37.12	53.28	47.86	44.30	39.05	43.32	32.62
Forecast-Load	1.1	1.1	1.5	1.5	1.5	1.5	1.2	0.8	0.9	0.9	0.7	0.6	0.9	0.8	0.5	0.6	0.7	0.5	0.2	0.5	1.2	1.3	1.3	1.3
Load	20.25	19.30	18.32	17.91	17.89	18.18	18.92	19.60	20.65	21.74	22.66	23.22	23.20	23.25	23.29	23.30	23.38	23.83	25.40	26.76	25.93	24.51	22.50	20.59



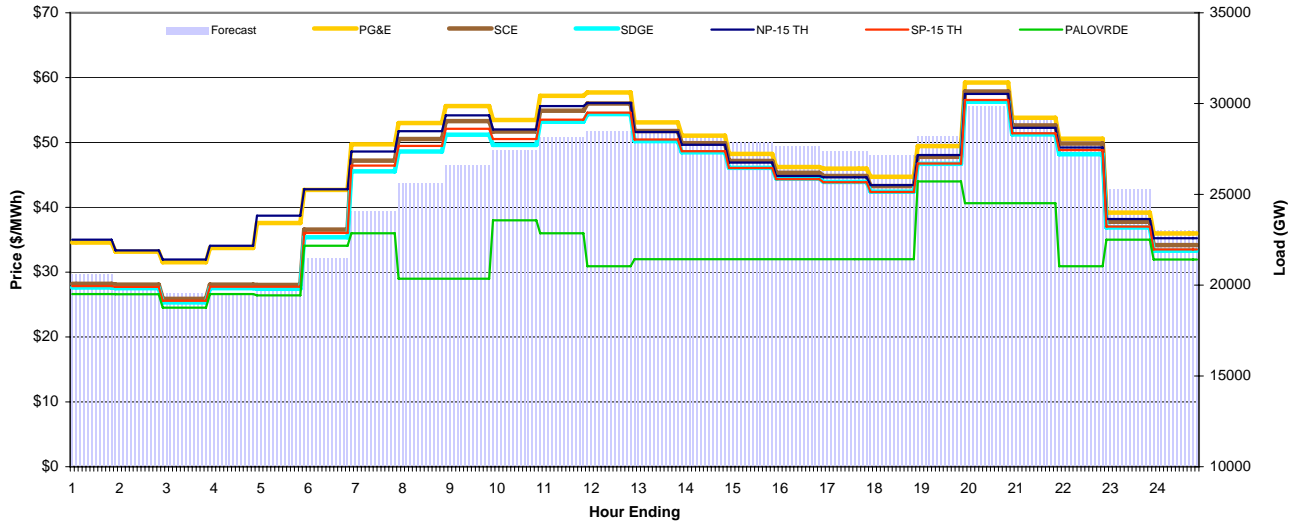
CAISO Daily Report

Monday October 12, 2009

Price Color Codes: <=0 >=100 >=200

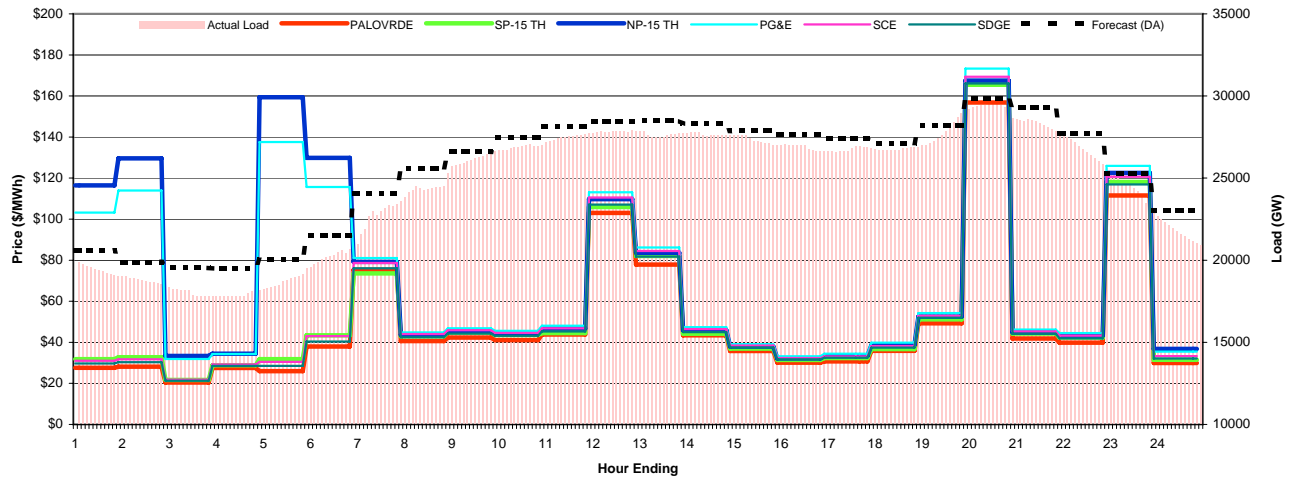
Day-Ahead Prices and Cleared Load

	HE1	HE2	HE3	HE4	HE5	HE6	HE7	HE8	HE9	HE10	HE11	HE12	HE13	HE14	HE15	HE16	HE17	HE18	HE19	HE20	HE21	HE22	HE23	HE24
PG&E	34.57	33.15	31.54	33.72	37.57	42.69	49.71	53.01	55.62	53.46	57.20	57.72	53.10	51.06	48.24	46.21	45.97	44.71	49.44	59.23	53.81	50.59	39.17	35.98
SCE	28.19	28.08	25.89	28.08	28.04	36.57	47.19	50.54	53.29	51.70	54.89	56.00	51.77	49.89	47.14	45.32	44.83	43.28	47.79	57.85	52.62	49.85	37.78	34.18
SDGE	27.63	27.54	25.34	27.55	27.43	35.37	45.54	48.60	51.19	49.61	53.21	54.39	50.21	48.49	46.09	44.44	43.92	42.42	46.72	56.29	51.24	48.18	36.88	33.32
NP-15 TH	35.01	33.36	31.96	34.08	38.72	42.78	48.62	51.75	54.19	52.02	55.60	56.08	51.61	49.65	46.89	44.84	44.63	43.42	48.05	57.50	52.27	49.21	38.20	35.23
SP-15 TH	27.86	27.73	25.58	27.75	27.75	36.05	46.43	49.46	52.12	50.52	53.51	54.61	50.46	48.66	46.07	44.33	43.87	42.36	46.76	56.55	51.42	48.83	37.04	33.50
PALOVDRDE	26.63	26.61	24.53	26.62	26.43	34.08	36.00	29.00	29.00	38.00	36.00	30.91	32.00	32.00	32.00	32.00	32.00	32.00	44.00	40.65	40.65	30.91	35.00	31.95
Forecast	20.6	19.9	19.5	19.5	20.0	21.5	24.0	25.6	26.6	27.5	28.1	28.5	28.5	28.3	27.9	27.7	27.4	27.1	28.2	29.8	29.3	27.7	25.3	23.0



Preliminary Real-Time Prices with Forecasted and Actual System Load

	HE1	HE2	HE3	HE4	HE5	HE6	HE7	HE8	HE9	HE10	HE11	HE12	HE13	HE14	HE15	HE16	HE17	HE18	HE19	HE20	HE21	HE22	HE23	HE24
Palovrde	27.57	28.13	20.40	27.50	25.95	37.97	75.31	40.63	42.30	41.06	43.84	103.04	77.88	43.43	35.80	30.06	30.68	35.83	49.28	156.84	41.83	39.86	111.53	29.91
sp15	31.80	32.70	21.66	28.86	31.82	43.42	73.61	42.94	44.74	43.54	44.49	105.90	82.04	44.16	36.97	31.41	32.33	36.69	51.21	165.45	44.30	42.29	118.10	31.50
np15	116.44	129.59	33.32	34.45	159.42	129.87	79.17	43.62	45.56	44.26	46.66	109.71	83.61	45.91	37.98	32.22	33.38	38.63	52.57	167.52	44.81	43.24	122.53	36.76
pgae	103.20	113.95	31.91	34.28	137.54	115.66	81.03	44.85	46.87	45.60	48.07	113.13	86.21	47.36	39.15	33.23	34.42	39.80	54.24	173.34	46.20	44.51	125.94	35.47
sce	31.04	31.76	21.83	29.24	30.49	43.02	78.64	44.02	45.87	44.61	46.83	110.55	84.52	46.41	38.39	32.33	33.09	38.23	52.83	169.40	45.29	43.24	120.69	33.27
sdge	29.69	30.29	21.24	28.51	28.50	40.40	76.08	42.45	44.25	43.15	45.32	107.09	81.75	44.99	37.47	31.70	32.49	37.42	51.97	166.08	44.19	41.96	116.92	32.13
Forecast-Load	1.2	1.2	1.6	1.5	1.2	1.1	1.1	1.0	0.4	0.5	0.6	0.6	0.8	0.6	0.6	0.8	0.6	0.3	0.2	0.6	1.1	1.2	1.1	3.2
Load	19.38	18.72	17.98	17.95	18.86	20.39	22.97	24.56	26.24	26.93	27.55	27.84	27.64	27.68	27.28	26.85	26.77	26.79	28.07	29.28	28.21	26.50	24.14	19.85



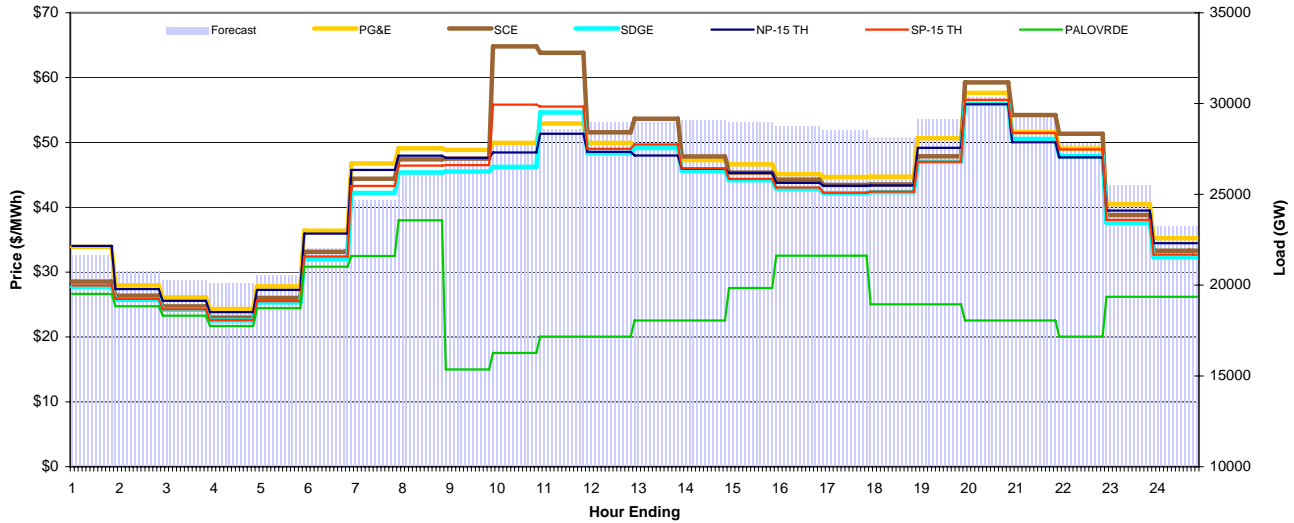
CAISO Daily Report

Tuesday October 13, 2009

Price Color Codes: <=0 >=100 >=200

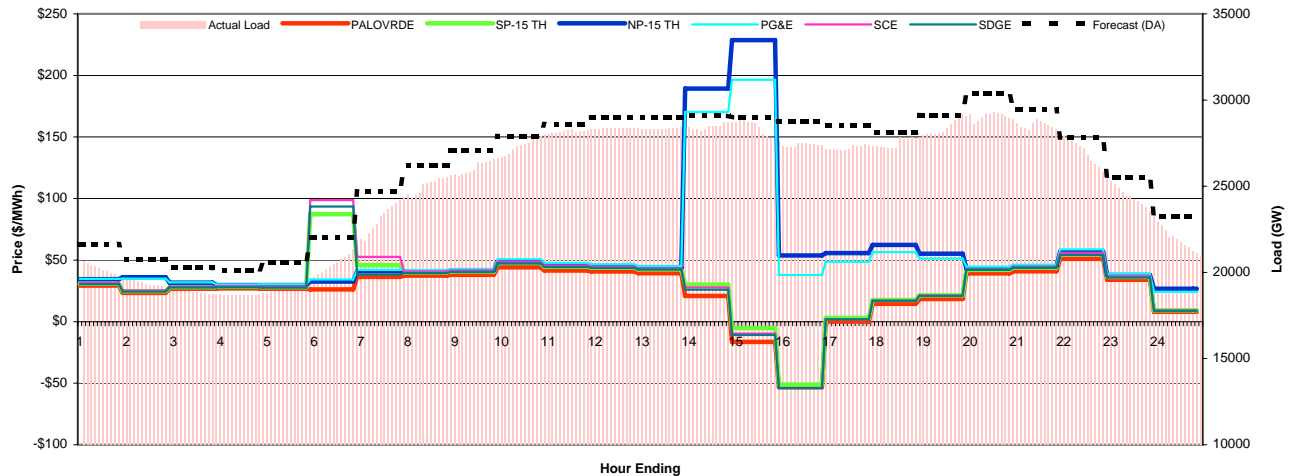
Day-Ahead Prices and Cleared Load

	HE1	HE2	HE3	HE4	HE5	HE6	HE7	HE8	HE9	HE10	HE11	HE12	HE13	HE14	HE15	HE16	HE17	HE18	HE19	HE20	HE21	HE22	HE23	HE24
PG&E	33.90	27.95	26.11	24.34	27.81	36.38	46.76	49.09	48.84	49.94	52.92	49.95	49.43	47.28	46.62	45.14	44.69	44.72	50.66	57.67	51.60	49.08	40.50	35.23
SCE	28.55	26.37	24.71	23.00	26.03	33.13	44.42	47.41	47.52	64.82	63.84	51.56	53.66	47.85	45.35	44.27	43.46	43.53	47.87	59.26	54.24	51.35	38.81	33.32
SDGE	27.77	25.74	24.19	22.55	25.35	32.04	42.21	45.39	45.53	46.25	54.62	48.36	49.14	45.65	44.20	42.85	42.19	42.35	47.02	55.97	50.53	47.88	37.62	32.31
NP-15 TH	34.05	27.38	25.58	23.85	27.25	35.95	45.78	47.96	47.62	48.46	51.34	48.55	47.99	45.95	45.34	43.77	43.34	43.39	49.17	55.92	50.05	47.69	39.50	34.47
SP-15 TH	27.96	25.88	24.27	22.60	25.53	32.43	43.30	46.44	46.52	55.84	55.54	49.02	49.68	46.02	44.39	43.05	42.25	42.42	47.04	56.57	51.48	48.93	38.08	32.72
PALOVPRDE	26.65	24.76	23.28	21.69	24.45	30.84	32.50	38.00	15.00	17.55	20.05	20.05	22.55	22.55	27.55	32.55	32.55	25.05	25.05	22.55	22.55	20.05	26.20	26.20
Forecast	21.6	20.8	20.3	20.1	20.6	22.0	24.7	26.2	27.1	27.9	28.6	29.0	29.0	29.1	29.0	28.8	28.5	28.1	29.1	30.4	29.5	27.8	25.5	23.2



Preliminary Real-Time Prices with Forecasted and Actual System Load

	HE1	HE2	HE3	HE4	HE5	HE6	HE7	HE8	HE9	HE10	HE11	HE12	HE13	HE14	HE15	HE16	HE17	HE18	HE19	HE20	HE21	HE22	HE23	HE24	
Palovrde	29.36	23.38	26.71	26.95	26.67	26.26	36.34	37.37	37.99	44.15	41.52	40.69	39.36	20.90	-16.39	-53.04	0.13	14.49	18.40	39.18	40.85	50.96	34.00	8.04	
sp15	30.87	24.74	28.04	28.26	28.02	87.33	45.77	39.97	40.74	47.70	44.63	43.86	42.49	30.13	-5.27	-51.12	3.02	17.67	21.34	42.01	43.81	54.81	36.33	9.34	
np15	34.52	36.07	31.65	29.65	29.75	32.51	40.85	40.74	41.55	49.18	46.09	45.09	43.71	189.36	228.66	53.77	55.65	62.30	55.24	43.27	44.90	57.03	37.90	26.74	
pgae	34.82	34.90	31.88	30.26	30.31	34.20	42.06	41.93	42.80	50.70	47.58	46.60	45.13	170.30	196.50	37.85	48.73	56.50	51.24	44.68	46.22	58.65	38.91	24.29	
sce	31.47	25.23	28.54	28.78	28.53	98.78	52.55	40.77	41.61	48.67	45.61	44.71	43.33	27.77	-9.62	-54.06	2.05	17.10	21.30	42.84	44.64	55.86	36.95	9.21	
sdge	30.52	24.44	27.78	27.95	27.69	93.50	38.23	39.42	40.30	47.23	44.36	43.56	42.34	25.94	-10.87	-53.97	1.96	16.91	21.03	42.29	43.87	54.14	35.88	8.73	
Forecast-Load	1.5	1.5	1.4	1.4	1.4	1.3	1.3	1.0	0.9	0.4	0.4	0.6	0.6	0.6	0.8	1.4	1.3	0.6	0.6	1.4	1.0	1.2	1.4	1.6	
Load	20.11	19.30	18.84	18.70	19.20	20.75	23.39	25.16	26.18	27.48	28.19	28.36	28.35	28.47	28.35	28.21	27.34	27.24	27.56	28.53	29.00	28.44	26.64	24.10	21.67



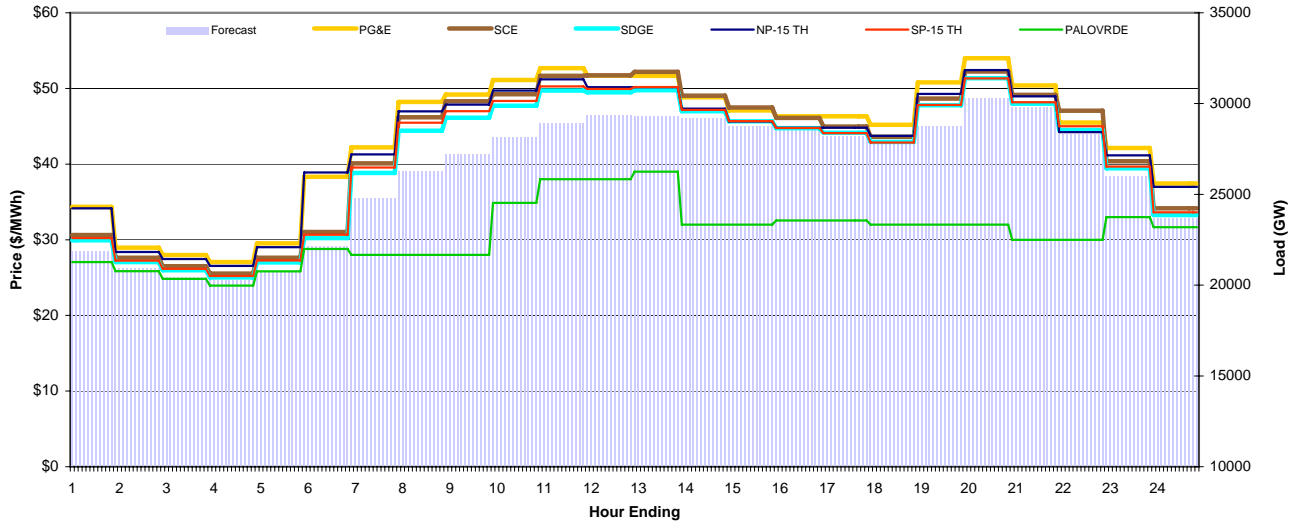
CAISO Daily Report

Wednesday October 14, 2009

Price Color Codes: <=0 >=100 >=200

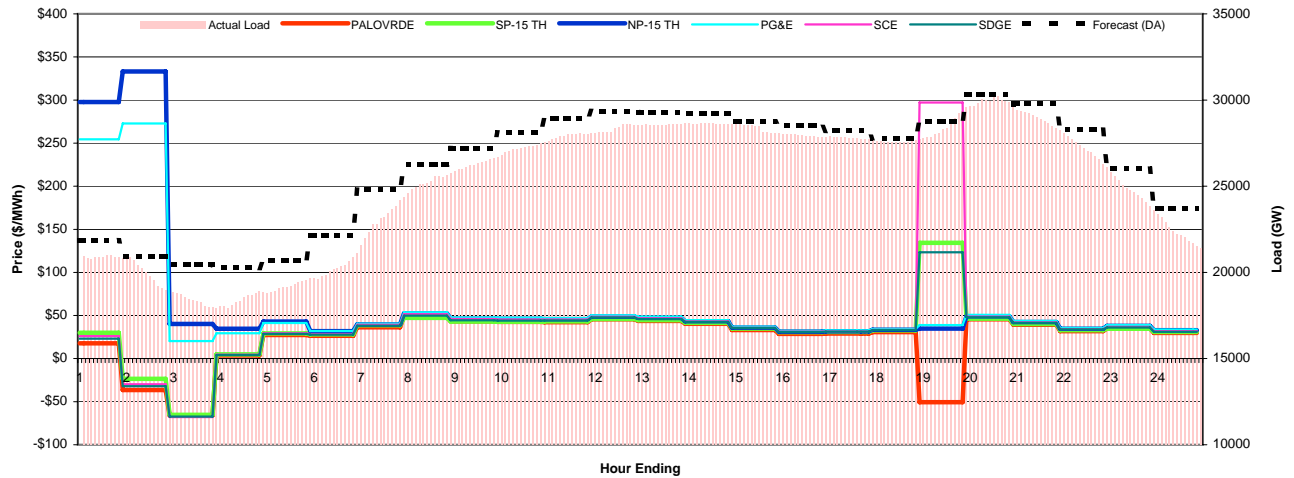
Day-Ahead Prices and Cleared Load

	HE1	HE2	HE3	HE4	HE5	HE6	HE7	HE8	HE9	HE10	HE11	HE12	HE13	HE14	HE15	HE16	HE17	HE18	HE19	HE20	HE21	HE22	HE23	HE24
PG&E	34.34	28.95	27.98	27.05	29.52	38.33	42.22	48.21	49.20	51.12	52.69	51.68	51.66	48.83	47.09	46.31	46.31	45.20	50.80	54.00	50.40	45.48	42.13	37.44
SCE	30.62	27.62	26.49	25.52	27.61	31.02	40.10	46.20	48.31	49.23	51.66	51.74	52.20	49.05	47.49	46.11	44.96	43.61	48.66	52.25	49.14	47.06	40.36	34.16
SDGE	29.93	27.06	25.96	25.01	27.02	30.23	38.83	44.41	46.12	47.72	49.72	49.50	49.77	47.00	45.66	44.75	44.13	42.93	47.77	51.34	47.99	44.50	39.43	33.27
NP-15 TH	34.16	28.39	27.45	26.53	29.02	38.88	41.28	46.97	47.86	49.72	51.21	50.18	50.16	47.34	45.63	44.80	44.81	43.73	49.27	52.42	48.97	44.22	41.15	37.00
SP-15 TH	30.22	27.24	26.16	25.21	27.27	30.68	39.55	45.47	46.99	48.36	50.28	49.94	50.18	47.15	45.69	44.76	44.09	42.85	47.82	51.34	48.19	45.01	39.67	33.63
PALOVDRDE	27.05	25.85	24.83	23.93	25.83	28.78	28.00	28.00	28.00	34.88	38.00	38.00	39.00	32.00	32.00	32.55	32.55	32.00	32.00	32.00	30.00	30.00	33.00	31.67
Forecast	21.9	20.9	20.4	20.3	20.7	22.1	24.8	26.3	27.2	28.1	28.9	29.4	29.3	29.2	28.8	28.5	28.2	27.8	28.8	30.3	29.8	28.3	26.0	23.7



Preliminary Real-Time Prices with Forecasted and Actual System Load

	HE1	HE2	HE3	HE4	HE5	HE6	HE7	HE8	HE9	HE10	HE11	HE12	HE13	HE14	HE15	HE16	HE17	HE18	HE19	HE20	HE21	HE22	HE23	HE24
Palovrde	17.74	-36.59	-66.03	3.52	27.29	26.41	36.24	49.33	43.10	42.55	42.28	45.61	43.67	40.32	33.14	28.66	28.97	30.67	-50.57	45.61	39.23	31.90	34.93	29.73
sp15	30.00	-23.47	-65.24	4.90	29.27	28.07	38.65	47.26	43.03	42.74	43.10	45.99	44.72	41.43	34.84	30.69	30.90	32.70	134.39	46.29	40.19	32.93	34.57	30.84
np15	297.79	333.18	40.13	34.53	42.94	31.88	39.66	52.35	46.36	46.09	45.74	48.78	47.27	43.38	35.83	31.26	31.70	33.49	34.72	49.09	42.38	34.56	37.92	33.00
pgae	254.37	272.90	20.26	29.47	41.30	31.95	40.58	53.75	47.64	47.36	47.07	50.26	48.71	44.71	36.95	32.22	32.68	34.43	38.87	50.73	43.72	35.58	38.89	33.72
sce	26.00	-29.82	-67.94	4.46	29.49	28.45	39.31	51.56	45.85	45.35	45.30	48.58	46.79	43.21	35.80	31.18	31.50	33.31	297.09	48.71	42.06	34.24	36.84	31.76
sdge	23.16	-32.00	-67.24	4.13	28.71	27.71	38.22	49.81	44.41	44.14	44.27	47.73	45.98	42.59	35.48	30.98	31.26	33.08	123.32	47.96	41.45	33.80	36.11	31.04
Forecast-Load	1.0	1.2	2.2	1.8	1.4	1.8	1.4	0.9	0.9	0.8	1.0	1.0	0.7	0.6	0.5	0.6	0.5	0.2	0.1	0.4	1.0	1.4	1.5	1.6
Load	20.87	19.70	18.27	18.48	19.28	20.39	23.36	25.36	26.35	27.28	27.96	28.39	28.57	28.62	28.29	27.91	27.75	27.59	28.64	29.88	28.78	26.93	24.49	22.09



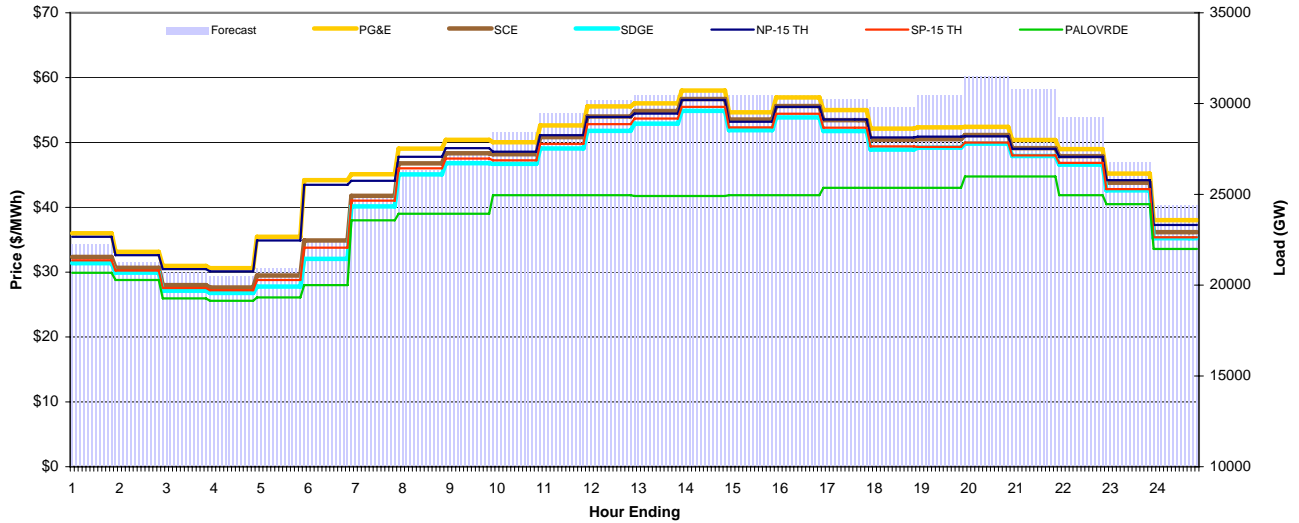
CAISO Daily Report

Thursday October 15, 2009

Price Color Codes: <=0 >=100 >=200

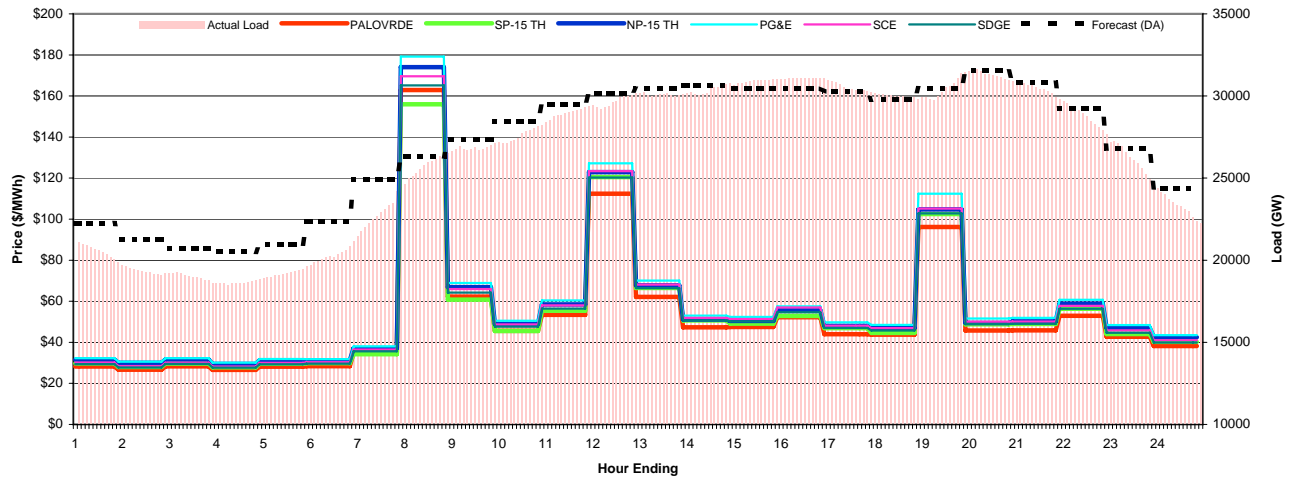
Day-Ahead Prices and Cleared Load

	HE1	HE2	HE3	HE4	HE5	HE6	HE7	HE8	HE9	HE10	HE11	HE12	HE13	HE14	HE15	HE16	HE17	HE18	HE19	HE20	HE21	HE22	HE23	HE24
PG&E	36.00	33.14	30.96	30.62	35.45	44.19	45.11	49.05	50.41	50.05	52.63	55.57	56.03	58.00	54.66	56.94	55.00	52.15	52.34	52.40	50.38	48.98	45.21	38.03
SCE	32.36	30.68	28.00	27.63	29.50	34.88	41.77	46.78	48.33	48.18	50.83	54.01	54.85	56.70	53.54	55.62	53.44	50.43	50.52	51.16	49.13	47.90	43.81	36.17
SDGE	31.39	29.94	27.15	26.78	27.78	32.04	40.14	45.09	46.81	46.70	49.07	51.80	52.90	54.88	51.88	53.87	51.78	48.91	49.19	49.83	47.91	46.58	42.61	35.23
NP-15 TH	35.47	32.63	30.47	30.13	34.90	43.47	44.10	47.79	49.12	48.58	51.13	53.93	54.47	56.56	53.19	55.48	53.55	50.78	50.90	50.96	49.04	47.80	44.19	37.29
SP-15 TH	31.83	30.25	27.57	27.21	28.81	33.77	41.04	46.02	47.52	47.25	49.79	52.82	53.70	55.49	52.33	54.42	52.27	49.39	49.31	49.98	48.00	46.85	42.81	35.39
PALOVPRDE	29.90	28.80	25.96	25.59	26.11	28.00	38.00	39.00	39.00	41.87	41.87	41.87	41.75	41.75	41.87	41.87	43.00	43.00	43.00	44.75	44.75	41.87	40.50	33.58
Forecast	22.3	21.3	20.7	20.5	20.9	22.4	24.9	26.3	27.4	28.4	29.5	30.2	30.4	30.6	30.5	30.5	30.3	29.8	30.5	31.5	30.8	29.2	26.8	24.4



Preliminary Real-Time Prices with Forecasted and Actual System Load

	HE1	HE2	HE3	HE4	HE5	HE6	HE7	HE8	HE9	HE10	HE11	HE12	HE13	HE14	HE15	HE16	HE17	HE18	HE19	HE20	HE21	HE22	HE23	HE24
Palovrde	28.19	26.64	28.26	26.55	28.11	28.40	34.98	162.89	62.31	45.56	53.38	112.38	62.10	47.28	47.44	52.24	43.93	43.71	96.18	45.73	45.84	52.94	42.72	38.17
sp15	29.70	28.01	29.62	27.79	29.51	29.84	34.22	156.00	60.82	45.52	55.42	120.50	66.51	50.65	49.09	52.88	46.91	44.59	102.48	48.81	48.91	56.37	44.05	40.24
np15	31.60	29.99	31.62	29.50	31.28	31.15	37.16	174.07	66.89	48.98	58.48	122.94	67.70	51.14	50.46	55.59	47.98	46.94	104.75	49.43	50.17	58.86	47.03	42.44
pgae	32.25	30.58	32.30	30.10	31.90	31.77	38.03	179.15	68.90	50.53	60.42	127.21	70.08	52.98	52.35	57.52	49.71	48.46	112.39	51.59	51.89	60.73	48.38	43.51
sce	30.19	28.46	30.08	28.21	29.99	30.33	36.51	169.64	65.92	48.72	57.97	123.41	68.12	51.94	51.35	56.97	48.10	46.94	105.13	50.02	50.11	57.74	45.80	41.01
sdge	29.41	27.76	29.42	27.65	29.27	29.63	35.66	165.14	64.24	47.61	56.46	120.30	66.40	50.63	50.17	54.62	46.96	45.78	102.82	48.96	49.06	56.33	44.63	39.92
Forecast-Load	1.8	2.0	1.8	1.8	1.7	1.9	1.8	0.4	0.5	0.7	0.4	0.4	0.3	0.2	-0.5	-0.6	-0.2	-0.2	-0.1	0.3	0.5	0.7	0.9	1.3
Load	20.48	19.32	18.96	18.67	19.27	20.45	23.13	25.91	26.88	27.72	29.05	29.74	30.10	30.42	30.93	31.08	30.47	29.99	30.58	31.24	30.34	28.55	25.93	23.13



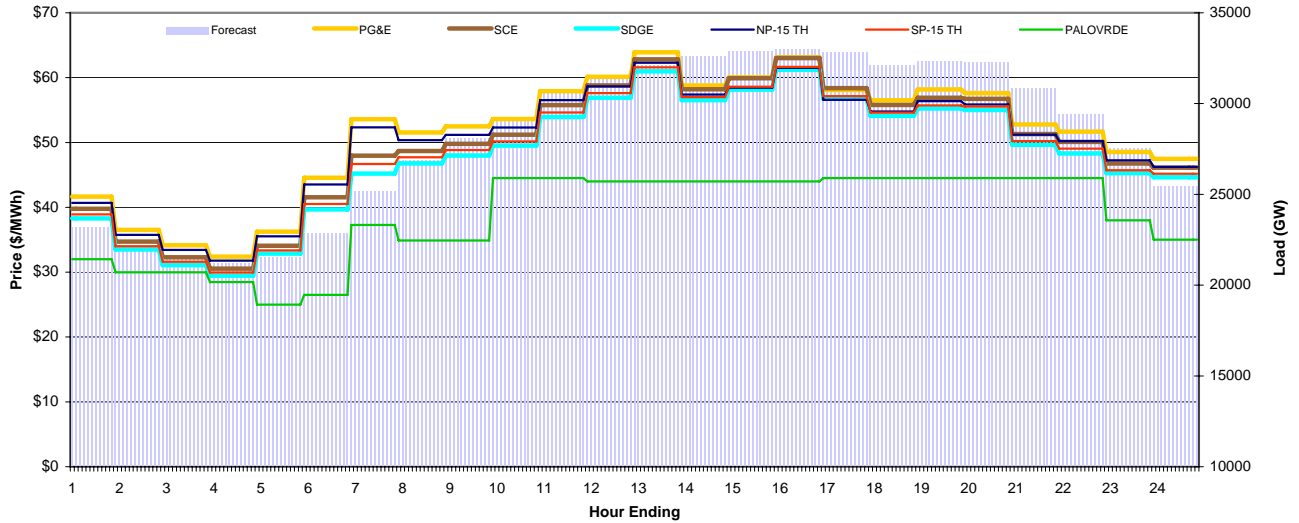
CAISO Daily Report

Friday October 16, 2009

Price Color Codes: <=0 >=100 >=200

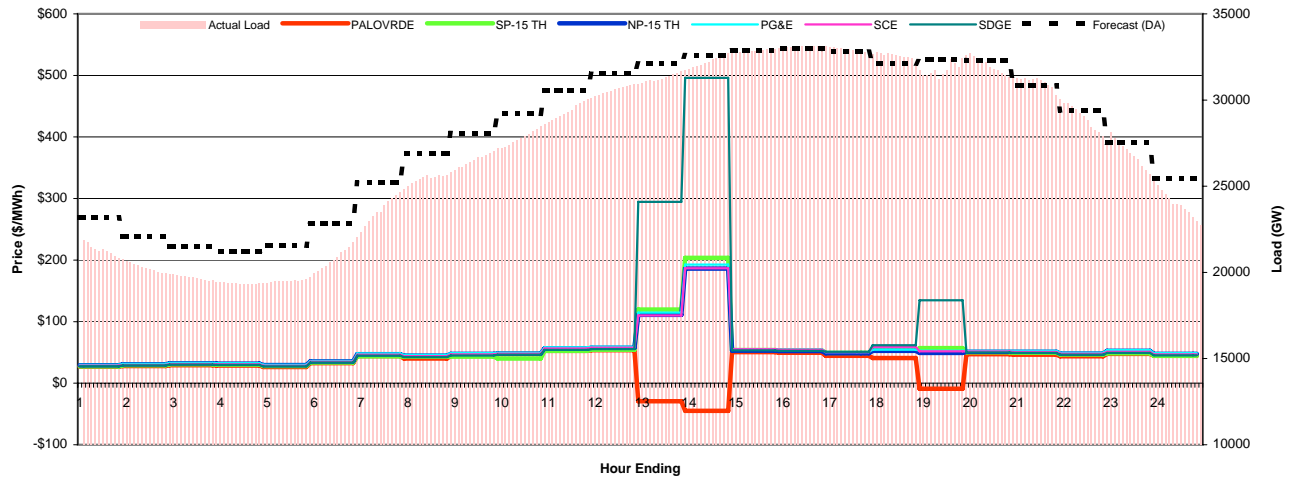
Day-Ahead Prices and Cleared Load

	HE1	HE2	HE3	HE4	HE5	HE6	HE7	HE8	HE9	HE10	HE11	HE12	HE13	HE14	HE15	HE16	HE17	HE18	HE19	HE20	HE21	HE22	HE23	HE24
PG&E	41.66	36.53	34.16	32.40	36.25	44.56	53.60	51.54	52.49	53.63	57.92	60.13	63.91	58.79	60.06	63.15	58.08	56.50	58.19	57.62	52.78	51.66	48.53	47.47
SCE	39.78	34.72	32.30	30.56	34.08	41.55	47.98	46.67	49.80	51.19	55.77	58.80	62.81	58.20	59.92	63.02	58.38	55.78	56.89	56.74	51.29	50.08	46.76	46.11
SDGE	38.30	33.50	31.10	29.46	32.87	39.68	45.21	46.77	47.99	49.53	53.94	56.90	60.97	56.53	58.17	61.22	56.77	54.11	55.25	55.01	49.63	48.31	45.27	44.63
NP-15 TH	40.69	35.74	33.44	31.78	35.53	43.52	52.34	50.35	51.18	52.31	56.53	58.64	62.31	57.40	58.44	61.52	56.58	54.78	56.37	55.85	51.20	50.22	47.25	46.23
SP-15 TH	38.92	33.99	31.61	29.95	33.37	40.51	46.69	47.72	48.84	50.15	54.63	57.61	61.58	56.99	58.60	61.67	57.14	54.61	55.71	55.55	50.22	49.06	45.72	45.18
PALOVDRDE	32.00	29.99	29.99	28.48	25.00	26.50	37.28	34.88	34.88	44.50	44.50	44.00	44.00	44.00	44.00	44.00	44.50	44.50	44.50	44.50	44.50	44.50	38.00	35.00
Forecast	23.2	22.1	21.5	21.2	21.5	22.8	25.2	26.9	28.1	29.2	30.6	31.5	32.1	32.6	32.9	33.0	32.8	32.1	32.3	32.3	30.8	29.4	27.5	25.4



Preliminary Real-Time Prices with Forecasted and Actual System Load

	HE1	HE2	HE3	HE4	HE5	HE6	HE7	HE8	HE9	HE10	HE11	HE12	HE13	HE14	HE15	HE16	HE17	HE18	HE19	HE20	HE21	HE22	HE23	HE24
Palovrde	26.87	27.77	29.21	28.66	26.46	32.62	43.96	40.21	44.33	47.45	52.61	53.72	-29.43	-44.97	50.45	49.57	44.43	40.76	-9.12	47.07	46.31	43.79	47.52	44.52
sp15	27.43	29.28	30.81	30.25	27.91	33.70	43.74	43.12	43.19	40.22	52.63	54.32	119.75	203.60	53.76	53.00	49.26	52.88	57.05	50.37	49.52	46.62	48.63	44.48
np15	29.28	30.77	32.40	31.88	29.33	35.47	47.23	44.79	47.56	48.08	56.50	57.49	111.00	186.17	52.88	52.39	48.77	52.49	49.26	51.00	50.90	48.15	52.54	47.70
pgae	29.97	31.49	33.12	32.57	29.99	36.32	48.40	46.06	48.96	49.52	58.24	59.35	114.70	192.78	54.80	54.60	50.46	54.30	52.77	52.68	52.52	49.58	53.94	48.92
sce	28.55	29.80	31.34	30.77	28.40	34.79	46.42	43.97	46.84	47.84	56.41	57.89	109.97	186.74	55.23	54.50	50.47	59.16	51.75	51.67	50.79	47.79	51.01	46.97
sdge	27.52	28.80	30.24	29.67	27.41	33.70	44.85	42.36	45.12	46.21	54.15	55.36	294.50	496.03	53.36	52.51	50.96	61.68	134.79	49.97	49.14	46.24	49.11	45.34
Forecast-Load	2.0	1.9	1.9	1.9	2.0	1.8	1.3	1.4	1.4	1.2	1.0	0.9	0.7	0.2	0.0	-0.1	0.0	-0.2	0.4	0.5	0.0	0.7	1.0	1.8
Load	21.20	20.16	19.62	19.35	19.55	21.07	23.92	25.54	26.65	27.98	29.55	30.67	31.37	32.37	32.90	33.09	32.85	32.36	31.93	31.81	30.83	28.71	26.52	23.66



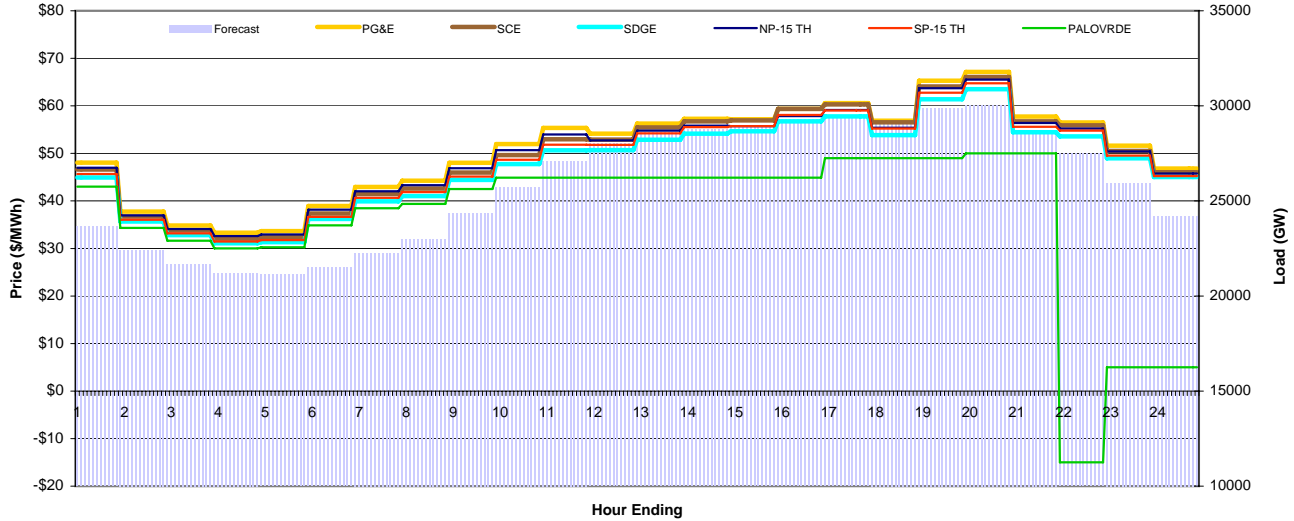
CAISO Daily Report

Saturday October 17, 2009

Price Color Codes: <=0 >=100 >=200

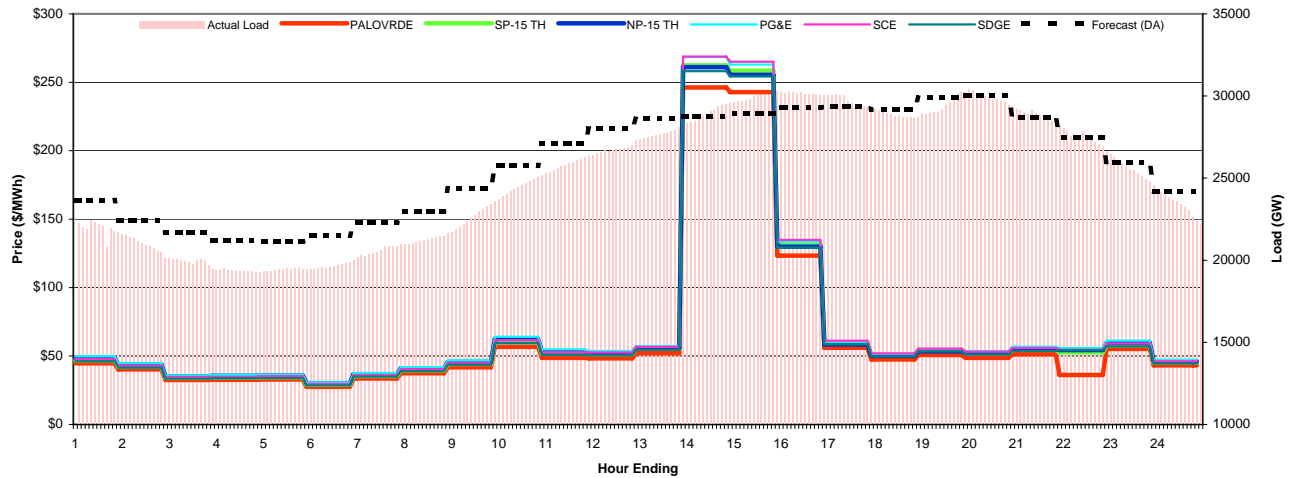
Day-Ahead Prices and Cleared Load

	HE1	HE2	HE3	HE4	HE5	HE6	HE7	HE8	HE9	HE10	HE11	HE12	HE13	HE14	HE15	HE16	HE17	HE18	HE19	HE20	HE21	HE22	HE23	HE24
PG&E	48.07	37.76	34.83	33.30	33.66	38.95	42.93	44.26	48.01	51.98	55.37	54.14	56.27	57.28	57.16	59.35	60.58	56.86	65.30	67.14	57.74	56.52	51.63	46.80
SCE	46.60	36.71	33.79	32.08	32.37	37.37	41.45	42.62	45.97	49.65	52.96	52.91	55.47	56.74	56.95	59.35	60.31	56.53	64.07	66.08	56.73	55.90	50.51	46.03
SDGE	44.92	35.67	32.80	31.08	31.33	36.21	39.90	41.01	44.41	47.77	50.67	50.70	52.87	54.16	54.64	56.75	57.78	53.84	61.40	63.52	54.47	53.57	48.95	45.02
NP-15 TH	46.99	36.97	34.11	32.61	32.96	38.15	42.04	43.32	46.89	50.69	53.99	52.73	54.79	55.85	55.74	57.85	59.12	55.41	63.71	65.54	56.40	55.24	50.41	45.75
SP-15 TH	45.65	36.04	33.17	31.48	31.75	36.64	40.65	41.85	45.14	48.66	51.83	51.80	54.22	55.54	55.73	58.08	59.02	55.23	62.75	64.75	55.58	54.78	49.52	45.22
PALOVNRDE	43.00	34.32	31.65	30.01	30.24	34.86	38.45	39.37	42.52	44.90	44.90	44.90	44.90	44.90	44.90	44.90	49.00	49.00	49.00	50.00	50.00	-15.00	5.00	5.00
Forecast	23.7	22.4	21.7	21.2	21.1	21.5	22.3	23.0	24.4	25.7	27.1	28.0	28.6	28.7	29.0	29.3	29.3	29.2	29.9	30.0	28.7	27.5	25.9	24.2



Preliminary Real-Time Prices with Forecasted and Actual System Load

	HE1	HE2	HE3	HE4	HE5	HE6	HE7	HE8	HE9	HE10	HE11	HE12	HE13	HE14	HE15	HE16	HE17	HE18	HE19	HE20	HE21	HE22	HE23	HE24
Palovrde	44.67	40.20	32.47	32.61	32.85	27.52	33.54	37.36	41.74	56.69	48.60	48.30	51.98	246.18	242.81	123.38	56.02	47.51	50.71	48.63	51.38	36.09	55.22	43.17
sp15	46.86	42.12	34.03	34.23	34.51	28.95	35.42	39.55	44.24	60.21	51.60	51.38	55.40	262.33	258.45	131.42	59.66	50.67	54.09	51.88	54.43	52.71	57.73	45.25
np15	48.69	43.71	35.18	35.49	35.77	30.15	36.75	41.05	45.76	62.54	53.40	52.22	55.72	261.10	255.51	129.88	58.51	50.08	53.48	52.09	55.18	54.35	59.65	46.19
pgae	49.77	44.63	35.89	36.21	36.50	30.75	37.47	41.90	46.82	64.09	54.80	53.67	57.27	268.49	262.95	133.67	60.24	51.54	55.06	53.64	56.80	55.79	61.21	47.28
sce	47.78	42.92	34.70	34.88	35.17	29.52	36.10	40.30	45.13	61.53	52.78	52.57	56.68	268.80	265.08	134.74	61.20	51.97	55.44	53.20	55.87	54.63	59.12	46.24
sdge	46.23	41.47	33.44	33.66	33.92	28.50	34.92	38.96	43.63	59.34	50.75	50.52	54.55	258.17	254.33	129.14	58.63	49.80	53.43	51.05	53.70	54.28	57.02	44.50
Forecast-Load	1.7	1.6	1.8	1.8	1.7	1.8	1.6	1.7	1.6	1.1	1.2	1.2	0.8	-0.3	-1.1	-0.9	-0.3	0.3	0.3	0.2	0.0	0.2	0.6	1.0
Load	21.92	20.86	19.86	19.36	19.44	19.73	20.66	21.33	22.83	24.62	25.93	26.84	27.83	29.08	30.01	30.15	29.63	28.85	29.60	29.79	28.69	27.27	25.34	23.18



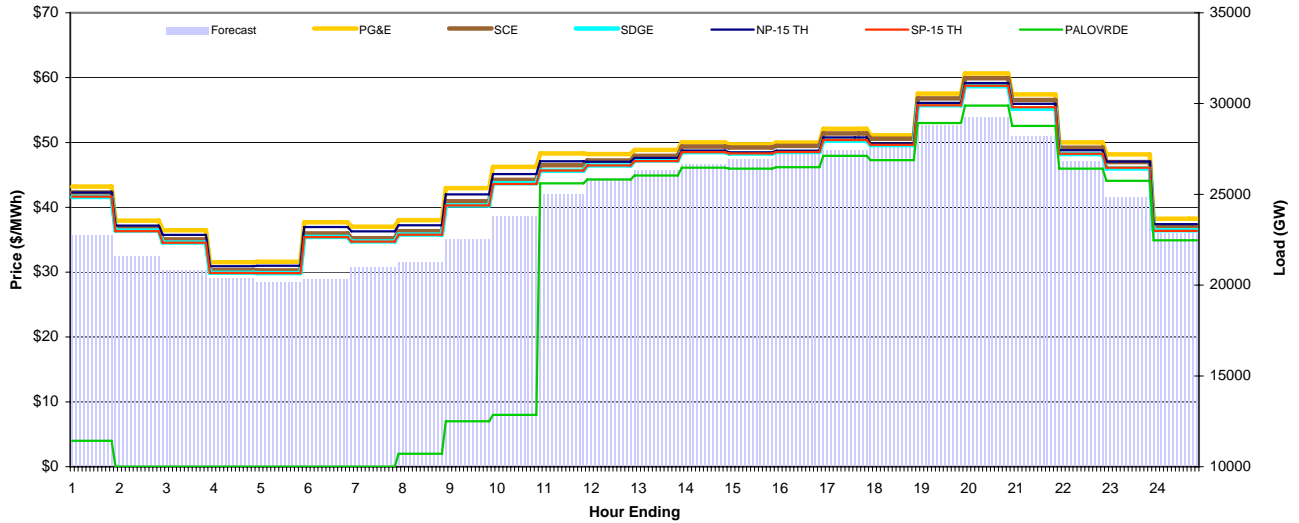
CAISO Daily Report

Sunday October 18, 2009

Price Color Codes: <=0 >=100 >=200

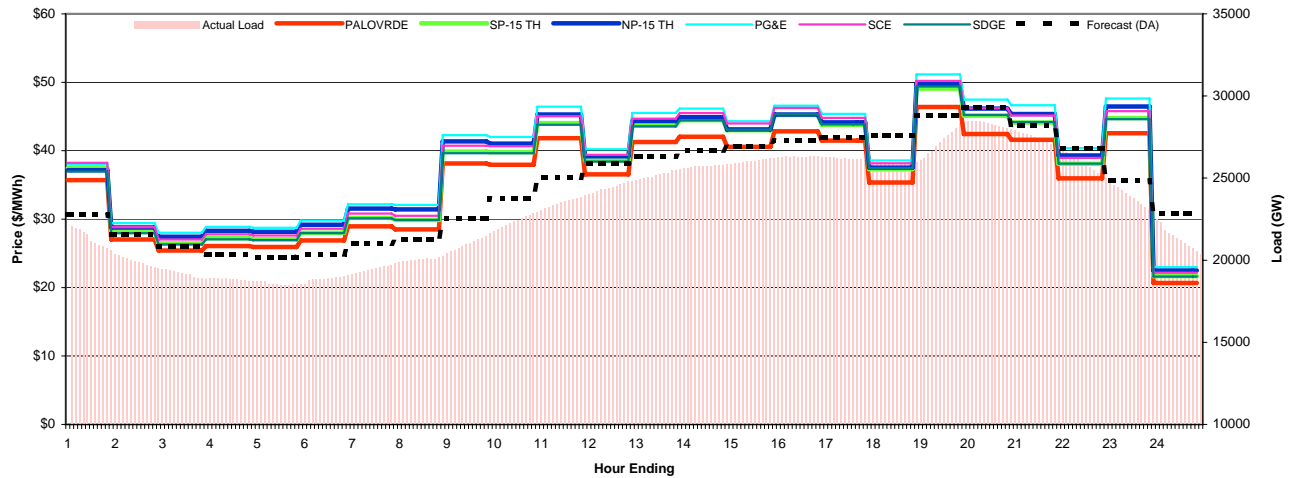
Day-Ahead Prices and Cleared Load

	HE1	HE2	HE3	HE4	HE5	HE6	HE7	HE8	HE9	HE10	HE11	HE12	HE13	HE14	HE15	HE16	HE17	HE18	HE19	HE20	HE21	HE22	HE23	HE24
PG&E	43.21	37.95	36.47	31.55	31.60	37.71	37.01	38.01	42.95	46.24	48.30	48.22	48.85	50.02	49.73	49.99	52.11	51.11	57.54	60.66	57.42	50.02	48.17	38.23
SCE	42.29	36.85	35.07	30.29	30.28	35.96	35.24	36.31	40.94	44.25	46.49	47.23	47.94	49.38	49.23	49.47	51.39	50.58	56.80	59.91	56.56	49.20	46.99	37.03
SDGE	41.61	36.42	34.58	29.91	29.86	35.43	34.74	35.81	40.30	43.73	45.64	46.45	47.23	48.51	48.29	48.54	50.27	49.60	55.73	58.68	55.20	48.22	45.99	36.47
NP-15 TH	42.28	37.20	35.76	30.93	30.98	36.97	36.29	37.24	41.99	45.14	47.10	47.03	47.63	48.76	48.49	48.73	50.79	49.84	56.10	59.16	55.96	48.81	47.06	37.41
SP-15 TH	41.64	36.33	34.54	29.87	29.85	35.41	34.71	35.77	40.29	43.60	45.68	46.46	47.12	48.52	48.31	48.54	50.39	49.64	55.73	58.75	55.43	48.26	46.11	36.37
PALOVPRDE	4.00	0.00	0.00	0.00	0.00	0.00	0.00	2.00	7.00	8.00	43.69	44.28	44.90	46.11	45.96	46.20	47.94	47.28	53.00	55.68	52.55	45.98	44.10	34.92
Forecast	22.8	21.6	20.8	20.4	20.2	20.3	21.0	21.3	22.6	23.8	25.0	25.9	26.3	26.7	26.9	27.3	27.5	27.6	28.8	29.3	28.2	26.8	24.8	22.9



Preliminary Real-Time Prices with Forecasted and Actual System Load

	HE1	HE2	HE3	HE4	HE5	HE6	HE7	HE8	HE9	HE10	HE11	HE12	HE13	HE14	HE15	HE16	HE17	HE18	HE19	HE20	HE21	HE22	HE23	HE24
Palovrde	35.70	27.03	25.41	26.08	25.94	26.89	28.95	28.51	38.13	37.96	41.82	36.55	41.28	42.03	40.57	42.85	41.49	35.34	46.40	42.45	41.60	35.96	42.56	20.68
sp15	37.45	28.28	26.46	27.21	27.06	28.01	30.19	29.89	39.86	39.79	44.03	36.56	43.69	44.48	43.00	45.21	43.79	37.33	49.07	45.14	44.12	38.09	44.78	21.68
np15	37.15	28.79	27.43	28.29	28.14	29.19	31.53	31.43	41.37	41.03	45.29	39.19	44.33	44.90	43.11	45.30	44.15	37.54	49.74	46.15	45.35	39.31	46.45	22.49
pgae	38.00	29.41	28.02	28.88	28.73	29.80	32.18	32.07	42.28	42.02	46.45	40.21	45.54	46.16	44.32	46.59	45.39	38.58	51.15	47.46	46.66	40.38	47.62	23.00
sce	38.22	28.83	27.02	27.78	27.61	28.59	30.81	30.50	40.73	40.67	45.03	39.41	44.68	45.51	43.99	46.25	44.80	38.17	50.20	46.20	45.16	38.96	45.78	22.16
sdge	36.96	27.95	26.31	27.05	26.93	27.96	30.12	29.89	39.64	39.63	43.80	38.42	43.57	44.42	43.07	45.35	43.83	37.46	49.37	45.23	44.19	38.11	44.61	21.61
Forecast-Load	1.5	1.7	1.7	1.5	1.6	1.4	1.5	1.2	1.4	1.3	1.4	1.4	1.1	0.9	0.9	1.0	1.3	1.6	1.4	1.0	0.9	1.1	1.2	1.7
Load	21.25	19.86	19.13	18.83	18.56	18.93	19.55	20.10	21.12	22.51	23.62	24.51	25.27	25.76	26.09	26.31	26.17	25.94	27.46	28.24	27.33	25.72	23.65	21.14



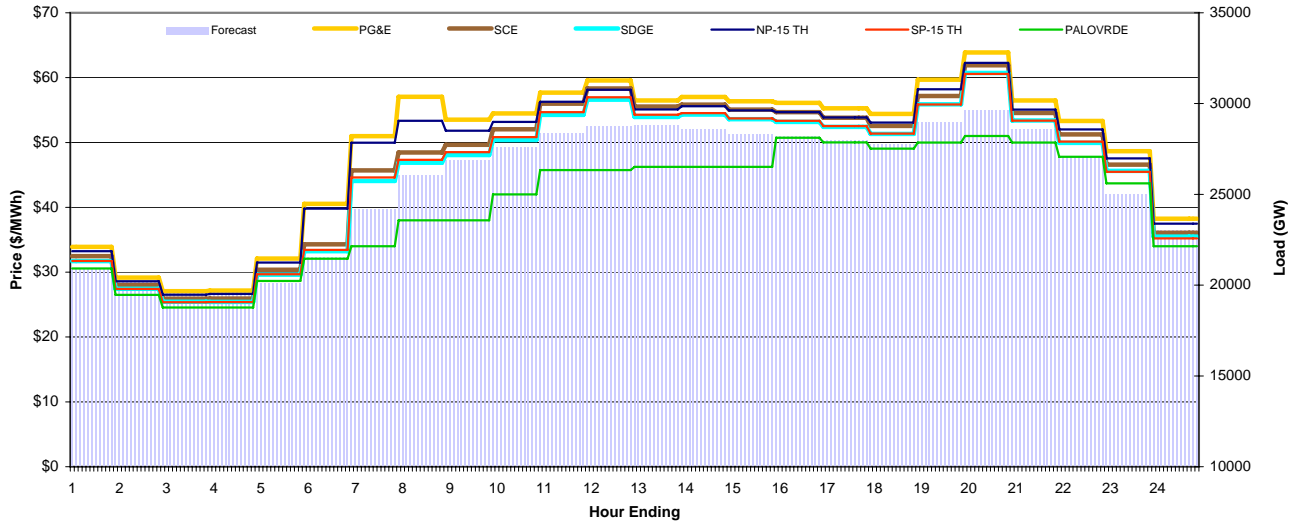
CAISO Daily Report

Monday October 19, 2009

Price Color Codes: <=0 >=100 >=200

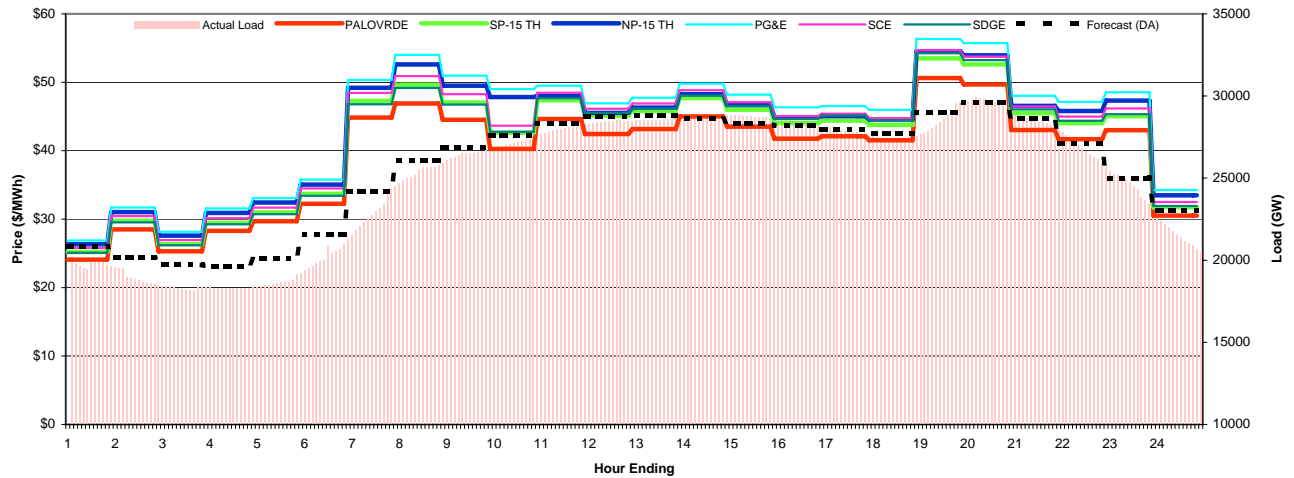
Day-Ahead Prices and Cleared Load

	HE1	HE2	HE3	HE4	HE5	HE6	HE7	HE8	HE9	HE10	HE11	HE12	HE13	HE14	HE15	HE16	HE17	HE18	HE19	HE20	HE21	HE22	HE23	HE24
PG&E	33.91	29.17	27.06	27.18	32.11	40.54	50.97	57.05	53.53	54.49	57.68	59.57	56.49	57.02	56.35	56.11	55.27	54.41	59.69	63.88	56.47	53.31	48.66	38.25
SCE	32.46	28.02	25.92	25.92	30.37	34.31	45.69	48.46	49.65	52.04	55.97	58.32	55.54	55.84	55.07	54.69	53.81	52.54	57.16	61.90	54.56	51.26	46.59	36.07
SDGE	31.71	27.44	25.45	25.40	29.60	33.25	44.07	46.87	48.07	50.37	54.25	56.60	53.93	54.30	53.59	53.17	52.40	51.31	55.88	60.71	53.40	49.94	45.63	35.49
NP-15 TH	33.24	28.60	26.53	26.65	31.48	39.79	49.98	53.35	51.82	53.18	56.28	58.12	55.10	55.60	54.94	54.68	53.86	53.07	58.21	62.28	55.07	52.00	47.55	37.49
SP-15 TH	31.73	27.40	25.37	25.38	29.67	33.42	44.60	47.33	48.50	50.82	54.67	56.96	54.28	54.53	53.72	53.34	52.52	51.36	55.87	60.58	53.37	50.15	45.46	35.21
PALOVDRDE	30.56	26.51	24.56	24.55	28.65	32.08	34.00	38.00	38.00	42.00	45.75	45.75	46.25	46.25	46.25	50.72	50.01	49.05	50.00	51.00	50.00	47.79	43.70	34.00
Forecast	20.9	20.2	19.7	19.6	20.1	21.5	24.2	26.1	26.9	27.6	28.3	28.7	28.8	28.6	28.3	28.2	28.0	27.7	29.0	29.6	28.6	27.1	25.0	23.0



Preliminary Real-Time Prices with Forecasted and Actual System Load

	HE1	HE2	HE3	HE4	HE5	HE6	HE7	HE8	HE9	HE10	HE11	HE12	HE13	HE14	HE15	HE16	HE17	HE18	HE19	HE20	HE21	HE22	HE23	HE24
Palovrde	24.08	28.51	25.29	28.29	29.71	32.26	44.86	46.91	44.51	40.26	44.64	42.45	43.15	45.00	43.52	41.75	42.11	41.53	50.63	49.69	43.03	41.69	43.00	30.51
sp15	25.21	29.76	26.34	29.47	30.98	33.69	47.29	49.64	47.06	42.62	47.36	45.10	45.81	47.70	45.99	44.02	44.41	43.78	53.50	52.60	45.50	44.02	45.06	31.75
np15	26.32	31.03	27.58	30.91	32.43	35.04	49.20	52.61	49.51	47.84	48.02	45.52	46.30	48.26	46.70	44.89	45.07	44.57	54.56	53.94	46.57	45.80	47.33	33.48
pgae	26.89	31.71	28.16	31.56	33.09	35.77	50.34	54.01	50.98	49.02	49.51	46.92	47.74	49.81	48.20	46.34	46.53	45.97	56.33	55.73	48.03	47.14	48.54	34.26
sce	25.79	30.45	26.93	30.13	31.69	34.49	48.44	50.90	48.26	43.65	48.48	46.13	46.90	48.84	47.09	45.06	45.41	44.76	54.69	53.76	46.46	44.98	46.17	32.50
sdge	25.08	29.54	26.18	29.25	30.71	33.40	46.78	49.17	46.73	42.77	47.67	45.53	46.16	48.07	46.50	44.63	45.14	44.45	54.25	53.24	46.05	44.37	45.34	31.92
Forecast-Load	1.1	1.3	1.4	1.3	1.3	1.1	1.0	0.6	0.3	0.4	0.3	0.3	0.2	-0.2	-0.4	-0.2	0.2	0.3	0.2	0.0	0.2	0.6	0.8	1.7
Load	19.76	18.83	18.31	18.31	18.77	20.44	23.22	25.51	26.56	27.23	28.07	28.47	28.59	28.82	28.74	28.37	27.81	27.46	28.78	29.58	28.39	26.56	24.20	21.32



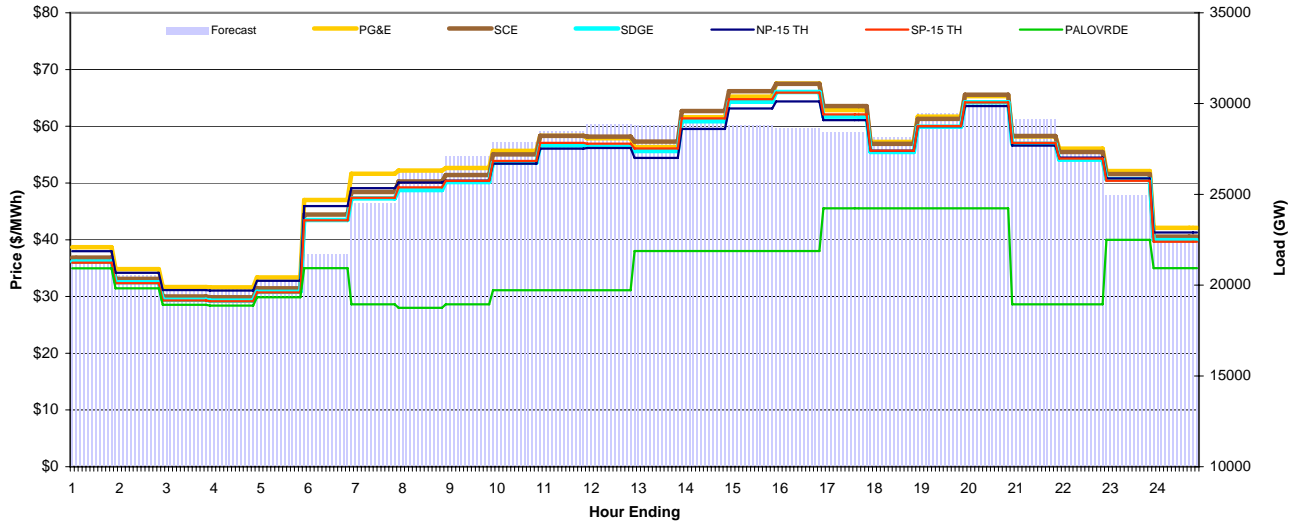
CAISO Daily Report

Tuesday October 20, 2009

Price Color Codes: <=0 >=100 >=200

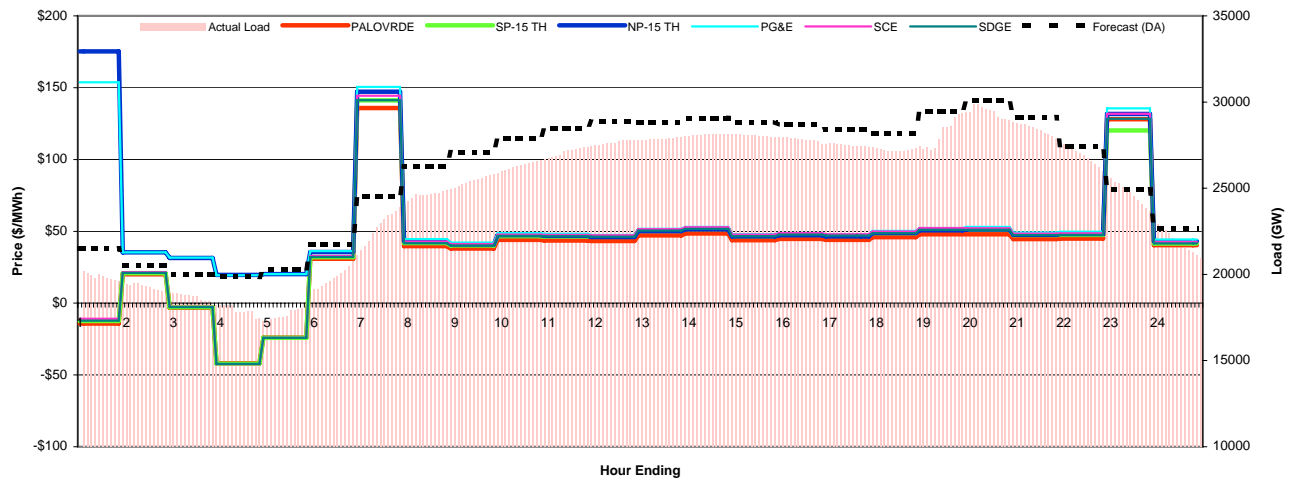
Day-Ahead Prices and Cleared Load

	HE1	HE2	HE3	HE4	HE5	HE6	HE7	HE8	HE9	HE10	HE11	HE12	HE13	HE14	HE15	HE16	HE17	HE18	HE19	HE20	HE21	HE22	HE23	HE24
PG&E	38.70	34.82	31.68	31.61	33.36	46.99	51.64	52.20	52.64	55.65	58.33	57.90	56.35	61.58	65.22	67.52	62.85	57.25	61.69	65.30	58.19	56.07	52.10	42.11
SCE	36.84	33.11	30.00	29.85	31.43	44.45	48.40	50.27	51.41	55.05	58.33	58.18	57.30	62.70	66.19	67.48	63.57	56.89	61.31	65.57	58.30	55.46	51.57	40.54
SDGE	36.16	32.50	29.42	29.27	30.81	43.50	47.28	48.77	50.17	53.56	56.62	56.41	55.62	60.88	64.33	66.04	61.70	55.47	59.92	64.23	56.90	54.12	50.66	39.93
NP-15 TH	37.98	34.19	31.12	31.04	32.76	45.95	49.10	50.08	50.42	53.41	56.07	56.16	54.42	59.53	63.14	64.38	61.09	55.68	60.02	63.55	56.59	54.48	50.82	41.27
SP-15 TH	35.96	32.35	29.30	29.16	30.72	43.42	47.39	49.23	50.39	53.90	57.06	56.94	56.09	61.38	64.79	65.94	62.10	55.69	60.02	64.22	57.08	54.31	50.39	39.64
PALOVORDE	34.96	31.45	28.53	28.40	29.87	35.00	28.63	28.00	28.63	31.10	31.10	31.10	38.00	38.00	38.00	38.00	45.53	45.53	45.53	45.53	28.63	28.63	40.00	35.00
Forecast	21.5	20.5	20.0	19.9	20.3	21.7	24.5	26.3	27.1	27.9	28.5	28.8	28.8	29.1	28.8	28.7	28.4	28.1	29.5	30.1	29.1	27.4	24.9	22.7



Preliminary Real-Time Prices with Forecasted and Actual System Load

	HE1	HE2	HE3	HE4	HE5	HE6	HE7	HE8	HE9	HE10	HE11	HE12	HE13	HE14	HE15	HE16	HE17	HE18	HE19	HE20	HE21	HE22	HE23	HE24
Palovrde	-14.23	20.05	-3.14	-41.84	-23.99	30.95	135.82	39.72	38.00	44.03	43.64	43.28	47.21	48.49	43.84	44.73	44.09	45.89	47.99	47.96	44.62	44.93	128.04	40.32
sp15	-12.39	20.92	-2.83	-42.23	-24.10	32.03	141.15	41.78	40.18	46.64	46.39	46.12	50.30	51.62	46.58	47.53	46.80	48.72	51.06	51.06	47.33	47.51	120.26	41.48
np15	175.25	35.30	31.44	19.63	20.21	35.61	147.17	43.34	40.94	47.35	46.83	46.07	50.12	51.37	46.51	47.29	46.49	48.83	50.73	51.27	47.57	48.14	131.66	43.12
pgae	153.75	35.35	31.70	19.37	20.16	36.29	150.56	44.56	42.19	48.82	48.27	47.53	51.69	53.01	48.02	48.82	48.01	50.27	52.29	53.02	49.14	49.72	135.58	44.22
sce	-10.93	21.52	-2.54	-42.53	-24.18	32.81	144.45	42.78	41.15	47.74	47.49	47.27	51.51	52.86	47.71	48.68	47.92	49.88	52.23	52.19	48.37	48.57	131.82	42.59
sdge	-12.19	21.05	-2.78	-42.29	-24.12	32.13	141.29	41.66	40.16	46.79	46.60	46.22	50.45	51.68	46.61	47.72	47.07	48.76	51.07	51.06	47.36	47.49	128.37	41.64
Forecast-Load	1.7	1.3	1.4	2.1	2.4	1.6	1.4	1.6	1.5	1.5	1.3	1.2	0.9	1.0	0.8	0.9	1.0	0.9	1.0	0.8	0.9	0.8	0.6	1.0
Load	19.79	19.19	18.56	17.76	17.91	20.09	23.13	24.70	25.55	26.39	27.19	27.68	27.89	28.11	28.02	27.76	27.45	27.22	28.48	29.29	28.22	26.60	24.32	21.69



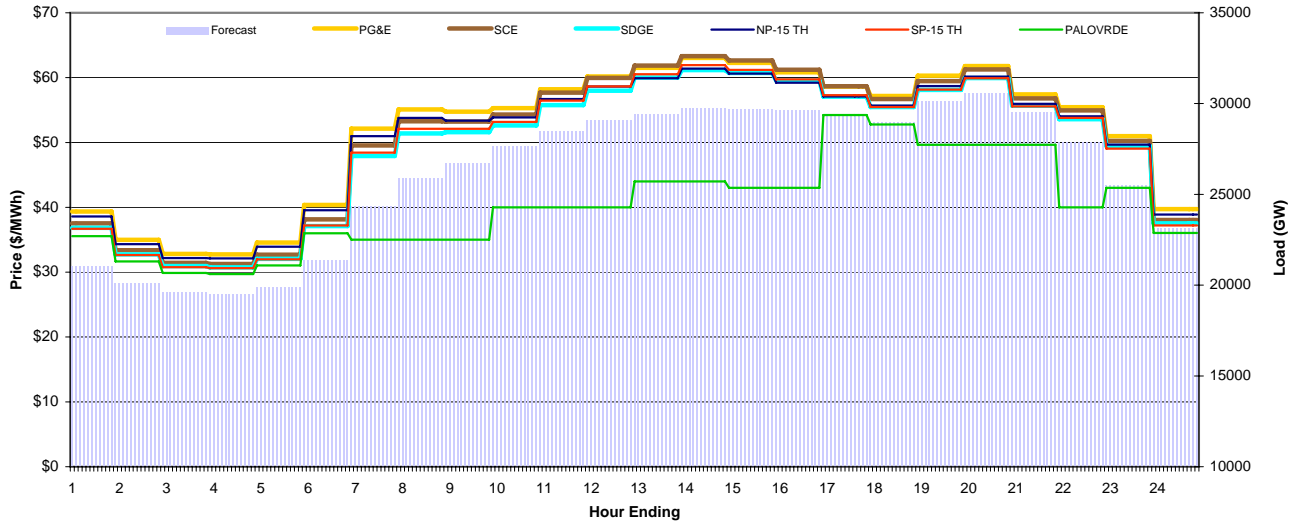
CAISO Daily Report

Wednesday October 21, 2009

Price Color Codes: <=0 >=100 >=200

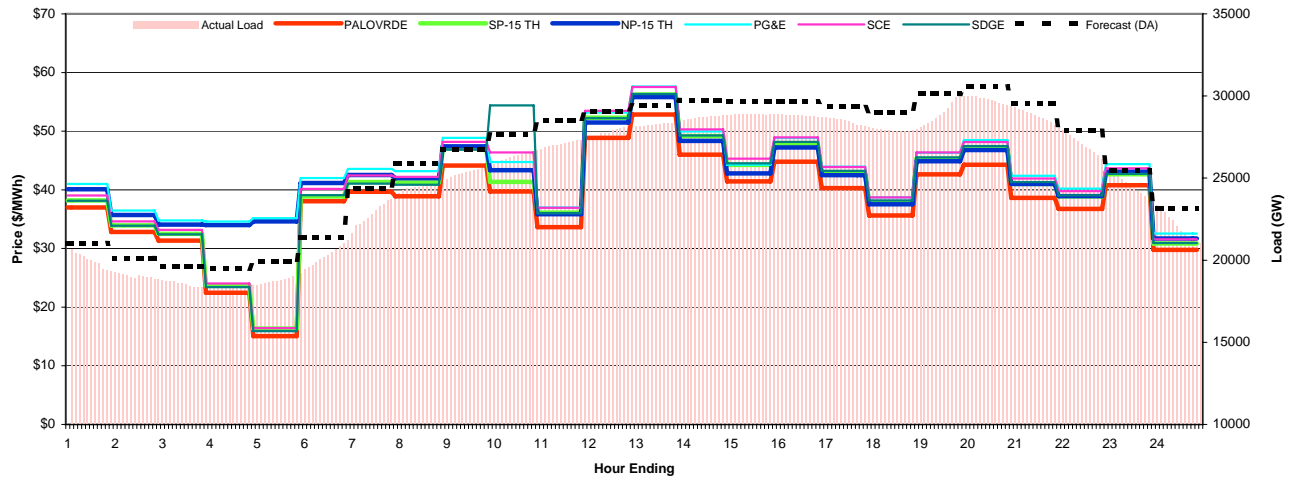
Day-Ahead Prices and Cleared Load

	HE1	HE2	HE3	HE4	HE5	HE6	HE7	HE8	HE9	HE10	HE11	HE12	HE13	HE14	HE15	HE16	HE17	HE18	HE19	HE20	HE21	HE22	HE23	HE24
PG&E	39.35	34.98	32.81	32.75	34.58	40.36	52.13	55.10	54.75	55.28	58.21	60.19	61.52	63.05	62.28	60.83	58.63	57.17	60.31	61.78	57.42	55.43	50.96	39.72
SCE	37.52	33.39	31.42	31.27	32.70	38.15	49.55	53.27	53.23	54.31	57.68	59.95	61.85	63.30	62.64	61.21	58.68	56.69	59.47	61.25	56.80	54.95	50.23	38.06
SDGE	36.83	32.74	30.95	30.75	32.05	37.10	47.91	51.38	51.59	52.63	55.76	57.99	60.01	61.16	60.71	59.55	57.07	55.46	58.11	59.93	55.68	53.59	49.44	37.52
NP-15 TH	38.59	34.31	32.17	32.12	33.93	39.55	50.98	53.80	53.37	53.86	56.69	58.63	59.92	61.38	60.62	59.23	57.10	55.68	58.71	60.14	55.95	54.03	49.67	38.89
SP-15 TH	36.68	32.64	30.76	30.62	31.97	37.21	48.43	52.11	52.10	53.16	56.45	58.66	60.53	61.93	61.18	59.75	57.29	55.46	58.16	59.91	55.57	53.79	49.06	37.21
PALOVPRDE	35.55	31.66	29.88	29.72	31.03	36.00	35.00	35.00	35.00	40.00	40.00	40.00	44.00	44.00	43.00	43.00	54.23	52.78	49.64	49.64	49.64	40.00	43.00	36.05
Forecast	21.0	20.1	19.6	19.5	19.9	21.4	24.4	25.9	26.7	27.7	28.5	29.1	29.4	29.7	29.7	29.6	29.4	29.0	30.1	30.6	29.5	27.9	25.5	23.1



Preliminary Real-Time Prices with Forecasted and Actual System Load

	HE1	HE2	HE3	HE4	HE5	HE6	HE7	HE8	HE9	HE10	HE11	HE12	HE13	HE14	HE15	HE16	HE17	HE18	HE19	HE20	HE21	HE22	HE23	HE24
Palovrde	36.98	32.81	31.35	22.46	15.07	38.06	39.68	38.91	44.15	39.71	33.63	48.85	52.85	46.00	41.44	44.80	40.29	35.61	42.63	44.26	38.62	36.75	40.79	29.75
sp15	38.20	33.93	32.49	23.68	16.34	38.87	41.33	41.25	47.07	41.35	36.12	52.29	56.24	49.15	44.25	47.77	42.87	37.86	45.29	47.06	41.01	38.87	42.66	30.85
np15	40.11	35.70	34.08	33.99	34.62	41.16	42.53	41.97	47.42	43.35	35.83	51.49	55.81	48.33	42.79	47.22	42.50	37.54	44.87	46.77	41.00	38.93	43.11	31.70
pgae	41.01	36.47	34.79	34.60	35.16	42.00	43.56	43.19	48.87	44.75	36.99	53.17	57.61	49.96	44.28	48.82	43.94	38.70	46.33	48.46	42.40	40.20	44.40	32.55
sce	39.05	34.63	33.16	24.04	16.43	40.14	42.44	42.22	48.16	46.38	36.95	53.48	57.53	50.30	45.32	48.93	43.90	38.72	46.38	48.15	41.93	39.76	43.66	31.55
sdge	38.15	33.89	32.40	23.41	15.89	39.09	41.07	40.86	46.83	54.40	36.01	52.23	56.33	49.28	44.51	48.19	43.25	38.20	45.53	47.46	41.33	39.07	42.72	30.94
Forecast-Load	1.1	1.1	1.1	1.0	1.0	0.9	1.3	1.3	1.3	1.3	1.3	1.2	1.1	1.0	0.8	0.9	1.0	1.0	0.9	0.9	0.9	1.1	1.1	1.3
Load	19.92	18.99	18.52	18.54	18.88	20.48	23.10	24.56	25.47	26.40	27.16	27.89	28.33	28.74	28.88	28.79	28.38	27.93	29.20	29.68	28.64	26.78	24.35	21.88



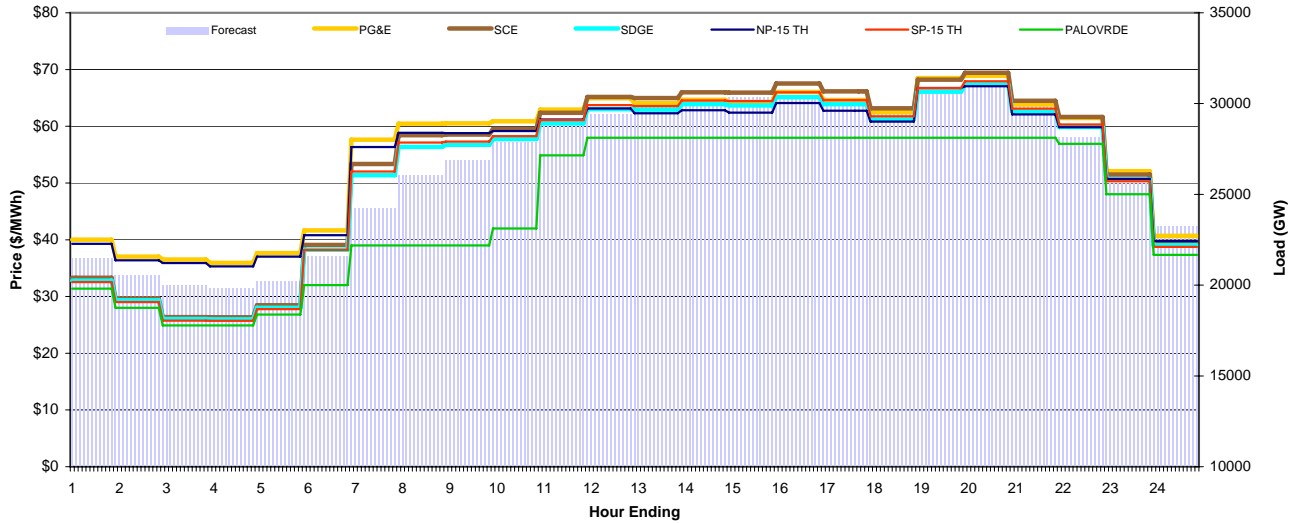
CAISO Daily Report

Thursday October 22, 2009

Price Color Codes: <=0 >=100 >=200

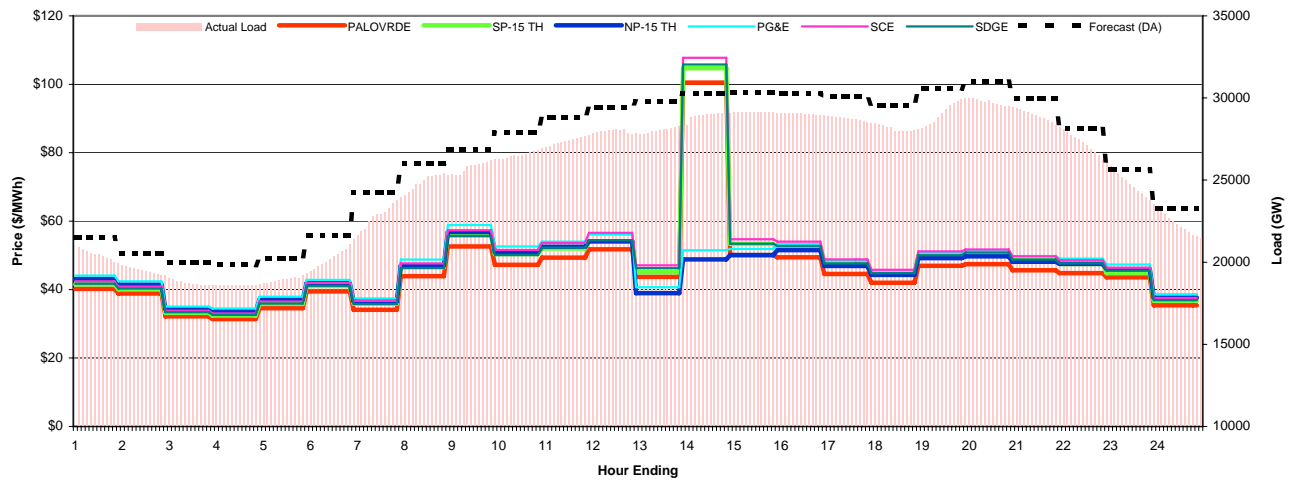
Day-Ahead Prices and Cleared Load

	HE1	HE2	HE3	HE4	HE5	HE6	HE7	HE8	HE9	HE10	HE11	HE12	HE13	HE14	HE15	HE16	HE17	HE18	HE19	HE20	HE21	HE22	HE23	HE24
PG&E	40.03	37.03	36.53	35.93	37.66	41.64	57.63	60.45	60.51	60.88	62.95	64.94	64.06	64.67	64.27	66.04	64.63	62.48	68.50	68.90	63.84	61.44	52.09	40.68
SCE	33.29	29.68	26.37	26.34	28.47	39.09	53.36	58.44	58.53	59.50	62.38	65.16	64.97	65.99	65.93	67.54	66.15	63.18	68.22	69.42	64.49	61.64	51.48	39.62
SDGE	32.81	29.32	26.02	25.98	28.00	38.25	51.38	56.37	56.74	57.75	60.53	63.02	62.94	63.90	63.67	65.13	63.89	61.19	66.10	67.38	62.58	59.86	50.59	39.03
NP-15 TH	39.28	36.37	35.89	35.31	37.02	40.80	56.34	58.86	58.80	59.15	61.19	63.13	62.29	62.83	62.40	64.10	62.74	60.83	66.74	67.07	62.09	59.83	50.73	39.76
SP-15 TH	32.54	29.02	25.74	25.72	27.79	38.21	52.03	57.12	57.29	58.26	61.08	63.73	63.55	64.54	64.43	65.97	64.59	61.76	66.72	67.94	63.10	60.32	50.30	38.74
PALOVPRDE	31.39	28.00	24.90	24.90	26.82	32.00	39.00	39.00	39.00	42.00	54.87	57.97	57.97	57.97	57.97	57.97	57.97	57.97	57.97	57.97	57.97	56.92	48.02	37.32
Forecast	21.5	20.5	20.0	19.8	20.2	21.6	24.2	26.0	26.9	27.9	28.8	29.4	29.8	30.3	30.3	30.3	30.1	29.6	30.6	31.0	30.0	28.1	25.6	23.3



Preliminary Real-Time Prices with Forecasted and Actual System Load

	HE1	HE2	HE3	HE4	HE5	HE6	HE7	HE8	HE9	HE10	HE11	HE12	HE13	HE14	HE15	HE16	HE17	HE18	HE19	HE20	HE21	HE22	HE23	HE24
Palovrde	40.22	38.84	32.16	31.37	34.58	39.48	34.09	43.93	52.61	47.24	49.32	51.75	43.75	100.49	50.07	49.44	44.59	41.97	46.93	47.42	45.62	44.82	43.59	35.41
sp15	41.53	40.08	33.19	32.42	35.81	41.07	35.90	46.59	55.99	50.35	52.00	53.99	45.09	104.69	53.36	52.49	47.65	44.71	50.01	50.57	48.62	47.46	44.82	36.73
np15	43.14	41.44	34.26	33.72	37.07	41.83	36.52	47.04	56.84	51.04	52.51	54.10	38.94	48.83	50.09	51.54	46.91	44.30	49.20	49.70	48.11	47.51	45.97	37.65
pgae	44.11	42.41	35.04	34.46	37.91	42.86	37.42	48.77	58.89	52.63	54.03	56.06	40.67	51.49	51.87	53.31	48.50	45.63	50.77	51.48	49.79	49.04	47.34	38.63
sce	42.40	40.88	33.83	33.04	36.51	41.94	36.72	47.67	57.33	51.60	53.64	56.57	47.10	107.76	54.72	54.02	48.84	45.76	51.17	51.71	49.73	48.57	46.41	37.57
sdge	41.70	40.33	33.40	32.58	35.90	41.09	35.79	46.31	55.63	50.10	52.24	54.41	46.23	105.81	53.42	52.73	47.67	44.81	50.06	50.83	48.75	47.63	45.53	36.91
Forecast-Load	1.1	1.1	1.3	1.2	1.2	1.1	1.2	1.0	1.0	1.3	1.3	1.5	1.7	1.3	1.2	1.3	1.4	1.4	1.3	1.4	1.2	1.2	1.1	1.1
Load	20.38	19.43	18.71	18.61	19.03	20.50	23.07	25.04	25.90	26.62	27.46	27.97	28.10	29.01	29.13	29.02	28.69	28.11	29.28	29.67	28.76	26.98	24.47	22.13



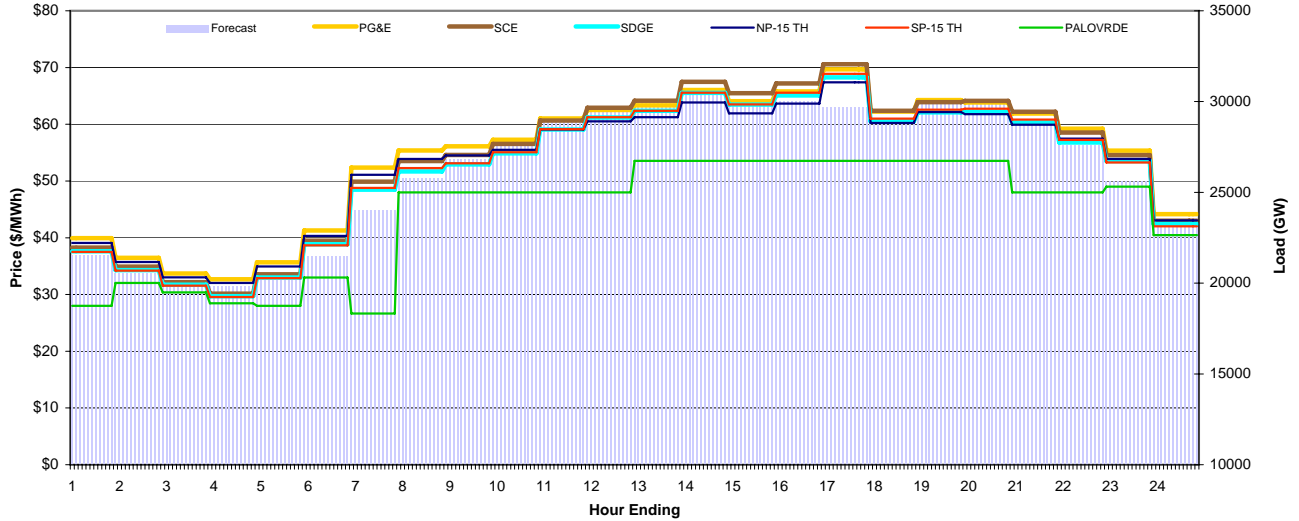
CAISO Daily Report

Friday October 23, 2009

Price Color Codes: <=0 >=100 >=200

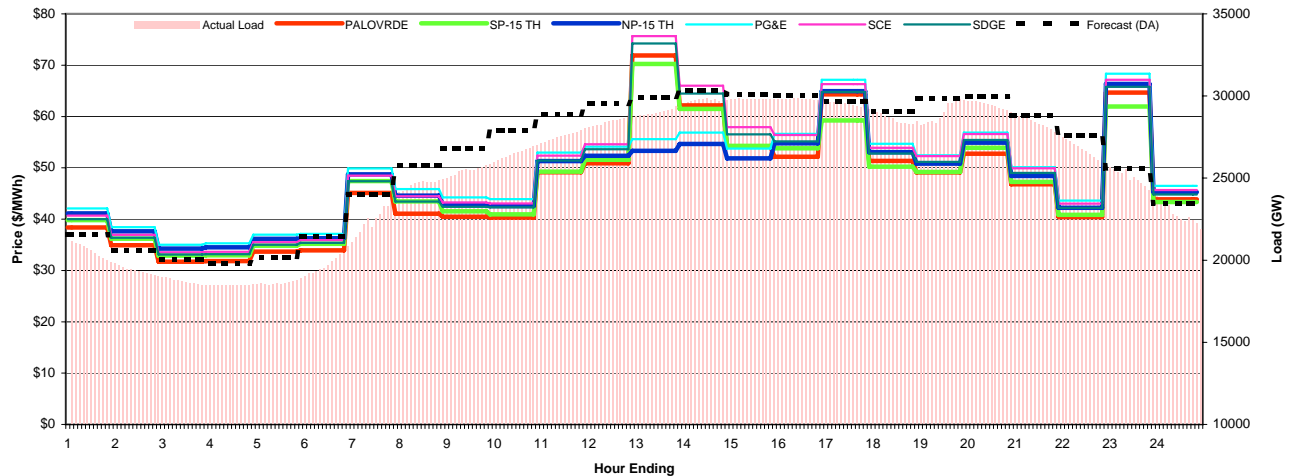
Day-Ahead Prices and Cleared Load

	HE1	HE2	HE3	HE4	HE5	HE6	HE7	HE8	HE9	HE10	HE11	HE12	HE13	HE14	HE15	HE16	HE17	HE18	HE19	HE20	HE21	HE22	HE23	HE24
PG&E	39.94	36.47	33.70	32.67	35.68	41.28	52.35	55.38	56.12	57.27	61.04	62.52	63.35	66.04	64.06	65.79	69.68	62.24	64.27	63.85	61.90	59.22	55.37	44.17
SCE	38.28	34.91	32.18	30.15	33.55	39.48	49.87	53.52	54.60	56.54	60.65	62.91	64.15	67.48	65.49	67.20	70.59	62.38	63.91	64.13	62.20	58.53	54.57	43.02
SDGE	37.63	34.29	31.72	29.70	33.01	38.86	48.47	51.70	52.93	54.89	59.07	61.20	62.39	65.52	63.49	65.07	68.26	60.51	62.10	62.22	60.31	56.81	53.51	42.44
NP-15 TH	39.10	35.72	33.02	32.03	34.94	40.33	51.11	53.90	54.51	55.48	59.07	60.51	61.26	63.84	61.94	63.65	67.40	60.23	62.15	61.79	59.93	57.47	53.88	43.06
SP-15 TH	37.49	34.19	31.56	29.56	32.89	38.66	48.78	52.29	53.12	55.07	59.14	61.24	62.38	65.56	63.51	65.58	68.88	60.98	62.57	62.74	60.83	57.25	53.26	42.03
PALOVPRDE	28.00	32.04	30.36	28.45	28.00	33.00	26.65	48.00	48.00	48.00	48.00	48.00	53.54	53.54	53.54	53.54	53.54	53.54	53.54	53.54	48.00	48.00	49.00	40.47
Forecast	21.6	20.6	20.0	19.8	20.2	21.5	24.0	25.8	26.8	27.9	28.9	29.5	29.9	30.3	30.1	30.0	29.7	29.1	29.9	30.0	28.8	27.6	25.6	23.5



Preliminary Real-Time Prices with Forecasted and Actual System Load

	HE1	HE2	HE3	HE4	HE5	HE6	HE7	HE8	HE9	HE10	HE11	HE12	HE13	HE14	HE15	HE16	HE17	HE18	HE19	HE20	HE21	HE22	HE23	HE24
Palovrde	38.38	34.93	31.71	31.82	33.67	33.92	45.12	41.07	40.47	40.32	49.12	50.88	71.90	62.16	54.20	52.17	64.32	51.34	49.10	52.75	46.81	40.41	64.65	43.85
sp15	39.82	36.19	32.88	32.97	34.81	35.20	47.41	43.47	41.53	40.93	49.27	51.58	70.25	61.47	54.27	53.80	59.24	50.22	49.21	53.89	47.26	40.83	61.94	43.32
np15	41.12	37.63	34.26	34.51	36.17	36.27	48.72	44.59	42.93	42.55	51.31	52.34	53.31	54.67	51.84	54.77	64.93	53.05	50.82	54.89	48.43	42.23	66.33	45.26
pgae	42.08	38.46	35.02	35.28	36.99	37.13	49.88	45.85	44.23	43.89	52.98	54.13	55.57	56.86	53.76	56.61	67.15	54.69	52.45	56.87	50.12	43.62	68.34	46.49
sce	40.68	36.94	33.54	33.63	35.50	35.93	48.47	44.45	43.24	43.07	52.39	54.61	75.65	66.00	57.92	56.39	66.30	53.91	52.28	56.57	49.92	43.03	67.16	45.67
sdge	40.01	36.40	33.10	33.16	35.02	35.39	47.39	43.44	42.40	42.31	51.41	53.62	74.22	64.46	56.52	55.14	64.78	52.77	51.15	55.43	49.01	42.19	65.79	44.79
Forecast-Load	1.1	1.3	1.3	1.3	1.5	1.5	1.2	1.1	1.3	1.3	1.2	1.0	0.8	0.6	0.3	0.2	0.3	0.5	0.7	0.6	0.6	1.1	0.8	0.8
Load	20.50	19.31	18.68	18.49	18.68	19.96	22.81	24.71	25.55	26.61	27.65	28.50	29.10	29.76	29.82	29.79	29.44	28.54	29.11	29.37	28.23	26.51	24.82	22.66



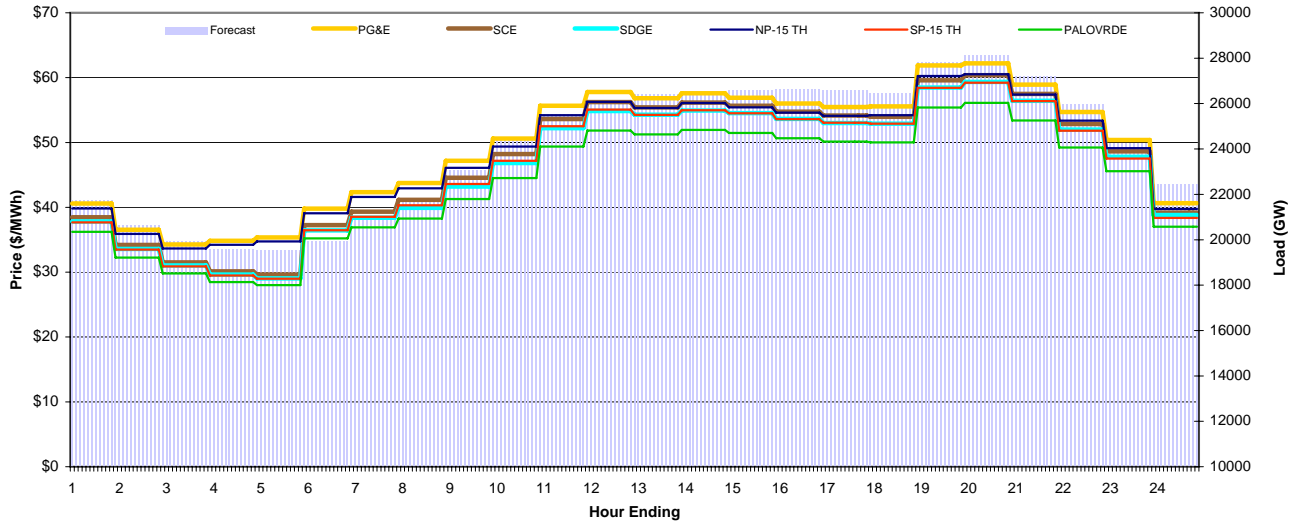
CAISO Daily Report

Saturday October 24, 2009

Price Color Codes: <=0 >=100 >=200

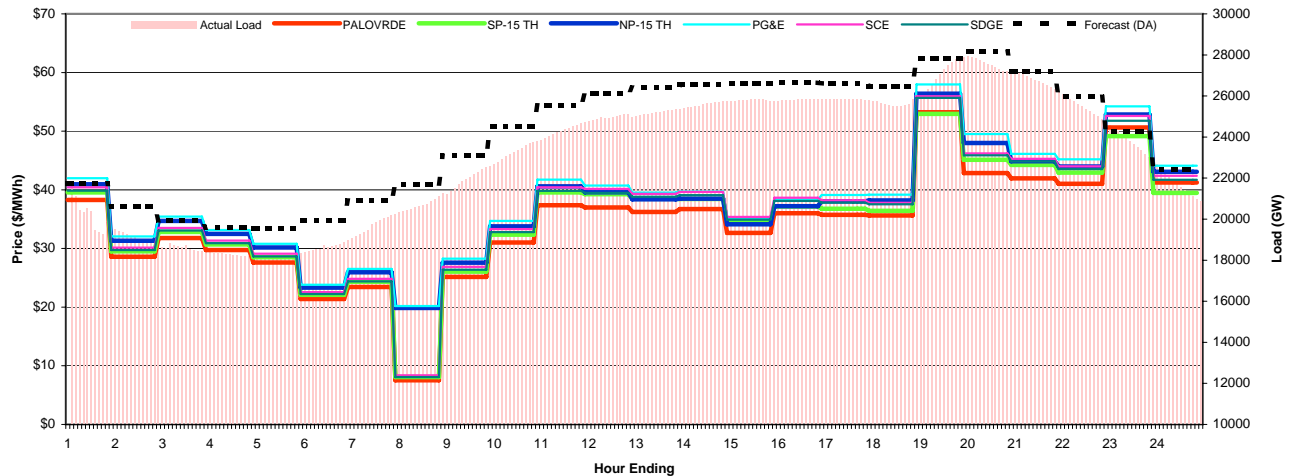
Day-Ahead Prices and Cleared Load

	HE1	HE2	HE3	HE4	HE5	HE6	HE7	HE8	HE9	HE10	HE11	HE12	HE13	HE14	HE15	HE16	HE17	HE18	HE19	HE20	HE21	HE22	HE23	HE24
PG&E	40.59	36.55	34.28	34.85	35.37	39.80	42.33	43.75	47.17	50.62	55.66	57.78	56.82	57.58	56.89	56.00	55.47	55.56	61.87	62.20	58.92	54.70	50.37	40.63
SCE	38.47	34.20	31.51	30.12	29.64	37.25	39.32	41.16	44.55	48.21	53.61	56.23	55.41	56.16	55.66	54.75	54.16	53.96	59.58	60.38	57.50	52.85	48.64	39.19
SDGE	37.82	33.57	31.03	29.62	29.05	36.44	38.39	39.91	43.20	46.84	52.22	54.85	54.30	54.93	54.53	53.63	53.01	52.91	58.48	59.34	56.43	51.99	47.78	38.82
NP-15 TH	39.81	35.90	33.66	34.22	34.73	39.07	41.61	42.93	46.10	49.36	54.22	56.26	55.33	56.09	55.41	54.60	54.10	54.22	60.24	60.53	57.38	53.37	49.12	39.74
SP-15 TH	37.67	33.49	30.89	29.50	29.00	36.46	38.53	40.32	43.61	47.18	52.50	55.06	54.25	54.98	54.52	53.60	53.06	52.90	58.42	59.21	56.37	51.82	47.51	38.36
PALOVPRDE	36.23	32.26	29.81	28.47	28.00	35.21	36.91	38.27	41.29	44.51	49.36	51.83	51.24	51.94	51.48	50.67	50.13	50.02	55.38	56.12	53.41	49.22	45.57	37.00
Forecast	21.7	20.6	19.9	19.6	19.6	19.9	20.9	21.7	23.1	24.5	25.5	26.1	26.4	26.5	26.6	26.7	26.6	26.5	27.8	28.1	27.2	26.0	24.2	22.4



Preliminary Real-Time Prices with Forecasted and Actual System Load

	HE1	HE2	HE3	HE4	HE5	HE6	HE7	HE8	HE9	HE10	HE11	HE12	HE13	HE14	HE15	HE16	HE17	HE18	HE19	HE20	HE21	HE22	HE23	HE24
Palovrde	38.28	28.58	31.78	29.74	27.60	21.40	23.42	7.52	25.16	31.01	37.38	37.00	36.22	36.73	32.67	36.02	35.74	35.62	53.22	42.85	41.96	41.02	50.62	41.23
sp15	39.55	29.53	32.82	30.70	28.50	22.10	24.34	8.07	26.06	32.34	39.56	39.26	38.48	38.43	34.48	37.15	36.78	36.41	52.94	45.12	44.24	42.94	49.15	39.48
np15	40.96	31.31	34.70	32.49	30.17	23.33	25.94	19.85	27.58	33.78	40.59	39.57	38.38	38.50	34.12	37.22	38.07	38.20	56.40	47.99	44.87	43.99	52.83	43.07
pgae	41.98	32.04	35.44	33.15	30.79	23.82	26.50	20.19	28.26	34.69	41.73	40.73	39.52	39.69	35.19	38.36	39.12	39.18	57.97	49.50	46.14	45.19	54.23	44.10
sce	40.44	30.15	33.50	31.34	29.10	22.56	24.83	8.37	26.86	33.30	40.43	40.15	39.32	39.65	35.39	38.64	38.21	37.77	55.95	46.20	45.29	44.02	52.60	42.41
sdge	39.85	29.74	33.05	30.92	28.63	22.22	24.38	8.08	26.39	32.78	39.83	39.48	38.62	39.10	34.91	38.12	37.82	37.54	55.69	45.87	44.85	43.55	51.78	41.72
Forecast-Load	1.6	1.6	1.4	1.3	1.3	1.2	1.1	0.9	1.0	1.1	1.1	1.1	1.2	0.9	0.8	0.8	0.8	0.8	0.6	0.7	0.5	0.6	0.7	0.9
Load	20.15	19.02	18.58	18.27	18.27	18.71	19.82	20.78	22.10	23.40	24.40	24.99	25.25	25.62	25.80	25.83	25.83	25.68	27.24	27.47	26.64	25.30	23.57	21.54



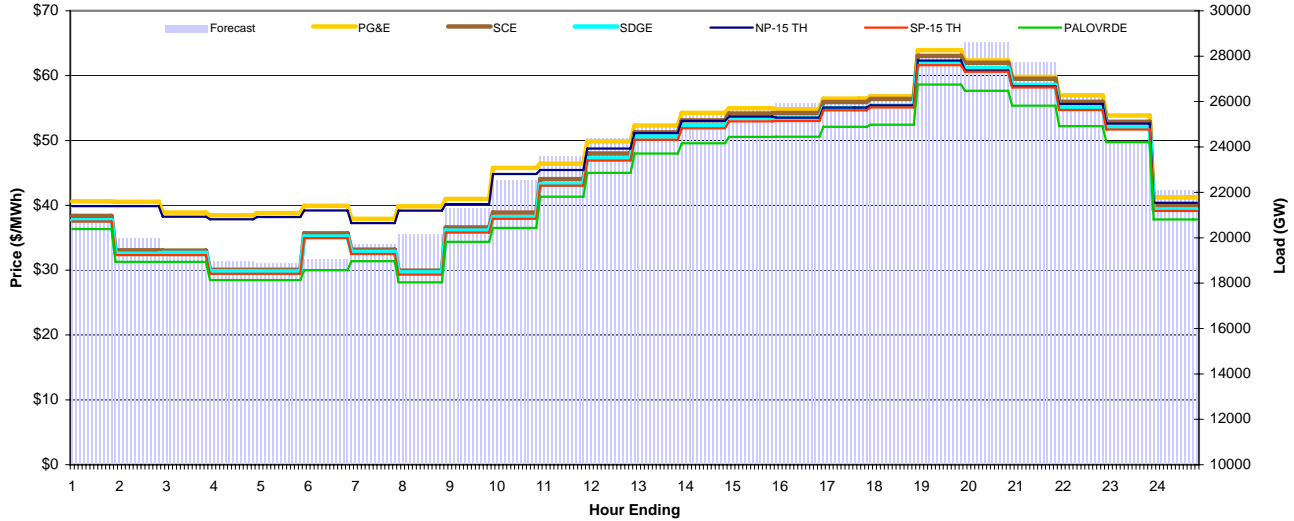
CAISO Daily Report

Sunday October 25, 2009

Price Color Codes: <=0 >=100 >=200

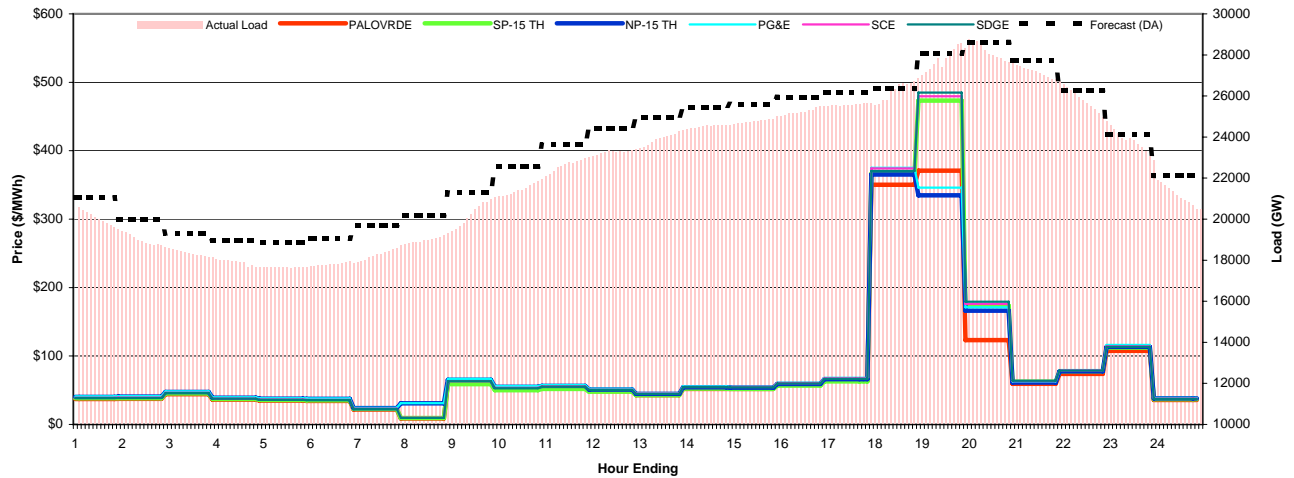
Day-Ahead Prices and Cleared Load

	HE1	HE2	HE3	HE4	HE5	HE6	HE7	HE8	HE9	HE10	HE11	HE12	HE13	HE14	HE15	HE16	HE17	HE18	HE19	HE20	HE21	HE22	HE23	HE24
PG&E	40.61	40.54	38.89	38.46	38.81	39.91	37.93	39.85	40.98	45.76	46.43	49.85	52.31	54.26	54.97	54.83	56.45	56.81	63.92	62.34	59.80	56.98	53.87	41.22
SCE	38.36	33.07	33.02	30.06	30.05	35.67	33.16	29.94	36.59	38.90	44.05	48.00	51.24	53.10	54.17	54.24	55.95	56.39	63.05	61.99	59.53	55.96	52.86	40.00
SDGE	37.69	32.55	32.67	29.84	29.81	35.20	32.80	29.66	36.09	38.17	43.24	47.26	50.62	52.38	53.50	53.46	54.99	55.36	62.04	61.19	58.59	55.08	52.07	39.36
NP-15 TH	39.87	39.87	38.24	37.84	38.18	39.21	37.26	39.18	40.18	44.84	45.45	48.76	51.14	53.03	53.69	53.51	55.07	55.41	62.34	60.79	58.35	55.64	52.60	40.38
SP-15 TH	37.51	32.31	32.33	29.44	29.43	34.93	32.50	29.31	35.81	37.93	43.03	46.90	50.10	51.89	52.94	52.99	54.66	55.09	61.62	60.61	58.17	54.69	51.69	39.14
PALOVPRDE	36.34	31.28	31.28	28.47	28.46	30.00	31.38	28.14	34.38	36.52	41.32	45.01	48.00	49.56	50.55	50.58	52.11	52.44	58.64	57.66	55.36	52.20	49.74	37.82
Forecast	21.0	20.0	19.3	19.0	18.9	19.0	19.7	20.2	21.3	22.6	23.6	24.4	24.9	25.4	25.6	25.9	26.2	26.3	28.1	28.6	27.7	26.3	24.1	22.1



Preliminary Real-Time Prices with Forecasted and Actual System Load

	HE1	HE2	HE3	HE4	HE5	HE6	HE7	HE8	HE9	HE10	HE11	HE12	HE13	HE14	HE15	HE16	HE17	HE18	HE19	HE20	HE21	HE22	HE23	HE24
Palovrde	37.26	37.44	44.12	36.16	34.75	34.30	21.86	8.70	60.35	51.73	53.59	48.52	42.79	51.81	51.85	57.66	64.78	350.31	370.80	123.32	59.39	73.81	107.59	35.78
sp15	38.27	38.44	45.33	37.21	35.77	35.29	22.58	9.40	58.83	50.12	51.90	48.02	42.86	52.29	51.90	56.72	62.89	366.35	473.26	173.61	62.37	77.70	112.17	37.06
np15	40.28	40.58	47.50	39.04	37.61	37.36	23.92	30.79	65.29	55.05	56.39	50.92	44.67	54.35	53.67	59.10	66.15	365.21	334.72	166.36	61.32	77.57	113.41	38.06
pgae	41.16	41.36	48.42	39.76	38.30	38.04	24.36	31.20	66.63	56.21	57.63	52.10	45.75	55.70	55.05	60.71	67.98	375.09	345.99	171.05	62.99	79.59	116.15	38.90
sce	39.15	39.32	46.29	37.97	36.49	36.03	23.03	9.78	63.12	53.58	55.60	50.75	45.05	54.75	54.60	60.41	67.45	374.08	479.53	176.04	63.37	79.13	114.18	37.78
sdge	38.50	38.68	45.76	37.57	36.09	35.53	22.73	9.47	63.23	52.96	55.11	50.55	44.76	54.37	54.19	59.81	66.67	370.42	484.88	179.27	63.89	78.71	113.45	37.33
Forecast-Load	1.1	1.1	1.0	1.1	1.2	1.2	1.3	1.1	0.9	1.0	0.9	1.1	0.9	0.9	0.8	0.6	0.6	-0.1	0.1	0.6	0.7	0.7	0.6	1.1
Load	19.98	18.90	18.30	17.85	17.66	17.83	18.37	19.06	20.44	21.55	22.71	23.30	24.01	24.55	24.82	25.30	25.58	26.40	27.98	28.04	27.04	25.56	23.54	21.04



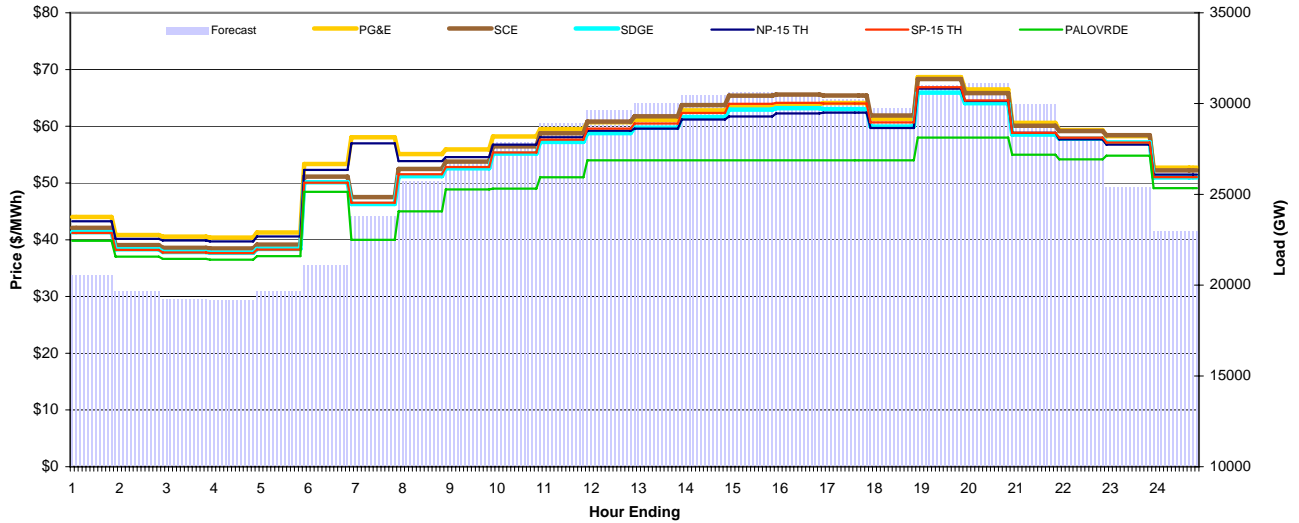
CAISO Daily Report

Monday October 26, 2009

Price Color Codes: <=0 >=100 >=200

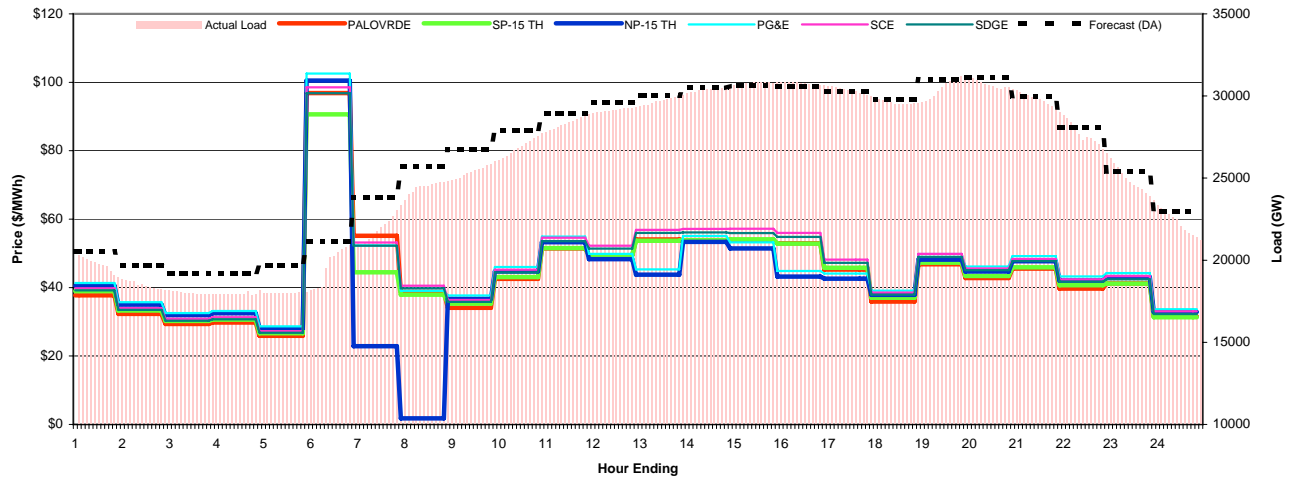
Day-Ahead Prices and Cleared Load

	HE1	HE2	HE3	HE4	HE5	HE6	HE7	HE8	HE9	HE10	HE11	HE12	HE13	HE14	HE15	HE16	HE17	HE18	HE19	HE20	HE21	HE22	HE23	HE24
PG&E	44.01	40.83	40.54	40.38	41.28	53.35	58.07	55.10	55.91	58.21	59.51	60.71	61.11	62.80	63.38	63.89	64.09	61.31	68.66	66.48	60.59	59.32	58.27	52.71
SCE	42.11	39.04	38.58	38.47	39.14	51.13	47.51	52.49	53.79	56.45	58.77	60.82	61.76	63.74	65.40	65.60	65.43	61.90	68.33	65.86	60.08	59.16	58.44	52.22
SDGE	41.34	38.32	37.85	37.69	38.37	50.15	46.31	51.22	52.58	55.17	57.24	58.79	59.76	61.60	62.94	63.18	63.03	59.94	65.92	64.07	58.55	57.79	57.17	50.98
NP-15 TH	43.26	40.15	39.88	39.71	40.57	52.30	56.99	53.86	54.58	56.77	58.05	59.22	59.59	61.19	61.73	62.25	62.41	59.70	66.64	64.48	58.85	57.70	56.77	51.49
SP-15 TH	41.20	38.20	37.74	37.66	38.28	50.04	46.52	51.54	52.81	55.39	57.62	59.58	60.48	62.36	63.95	64.14	64.02	60.69	66.90	64.54	58.85	58.00	57.14	51.05
PALOVPRDE	39.83	37.03	36.63	36.49	37.11	48.43	40.00	45.00	48.88	49.00	51.00	54.00	54.00	54.00	54.00	54.00	54.00	54.00	58.00	58.00	55.00	54.17	54.82	49.08
Forecast	20.5	19.7	19.2	19.2	19.7	21.1	23.8	25.7	26.7	27.9	28.9	29.6	30.0	30.5	30.6	30.6	30.3	29.8	31.0	31.1	30.0	28.1	25.4	23.0



Preliminary Real-Time Prices with Forecasted and Actual System Load

	HE1	HE2	HE3	HE4	HE5	HE6	HE7	HE8	HE9	HE10	HE11	HE12	HE13	HE14	HE15	HE16	HE17	HE18	HE19	HE20	HE21	HE22	HE23	HE24
Palovrde	37.74	32.33	29.35	29.79	25.90	96.84	55.16	38.74	34.09	42.55	51.46	49.44	54.04	53.88	53.75	52.93	45.28	35.93	46.79	42.79	45.53	39.72	41.18	31.59
sp15	38.96	33.32	30.25	30.65	26.68	90.65	44.46	37.94	35.30	43.09	51.52	49.41	53.69	53.84	54.10	52.85	45.78	37.05	47.27	43.40	45.93	40.70	41.15	31.34
np15	40.56	35.05	31.92	32.51	28.12	100.48	22.85	1.78	36.71	44.72	53.27	48.31	43.76	53.34	51.46	43.22	42.59	37.87	48.18	44.70	47.68	42.04	43.09	32.87
pgae	41.34	35.71	32.55	33.14	28.68	102.58	52.34	39.03	37.70	46.02	54.91	49.85	45.32	55.09	53.23	44.85	44.08	39.08	49.78	46.18	49.18	43.28	44.23	33.69
sce	39.78	34.02	30.89	31.32	27.24	98.52	53.18	40.56	36.39	45.20	54.59	52.25	56.88	57.14	57.19	55.97	48.19	38.55	49.86	45.58	48.37	42.39	43.37	33.05
sdge	39.19	33.50	30.32	30.75	26.79	96.80	52.23	39.78	35.83	44.41	53.57	51.38	55.97	56.13	55.93	54.83	47.22	37.91	48.96	45.09	47.76	41.69	42.41	32.25
Forecast-Load	0.9	1.2	1.2	1.2	1.6	1.1	1.6	1.2	1.2	0.8	0.5	0.5	0.3	0.0	-0.2	-0.2	0.0	0.2	0.4	0.5	0.3	0.7	0.8	0.9
Load	19.65	18.44	17.99	17.97	18.03	20.00	22.18	24.56	25.51	27.04	28.44	29.18	29.78	30.44	30.81	30.75	30.26	29.60	30.65	30.64	29.64	27.42	24.59	22.08



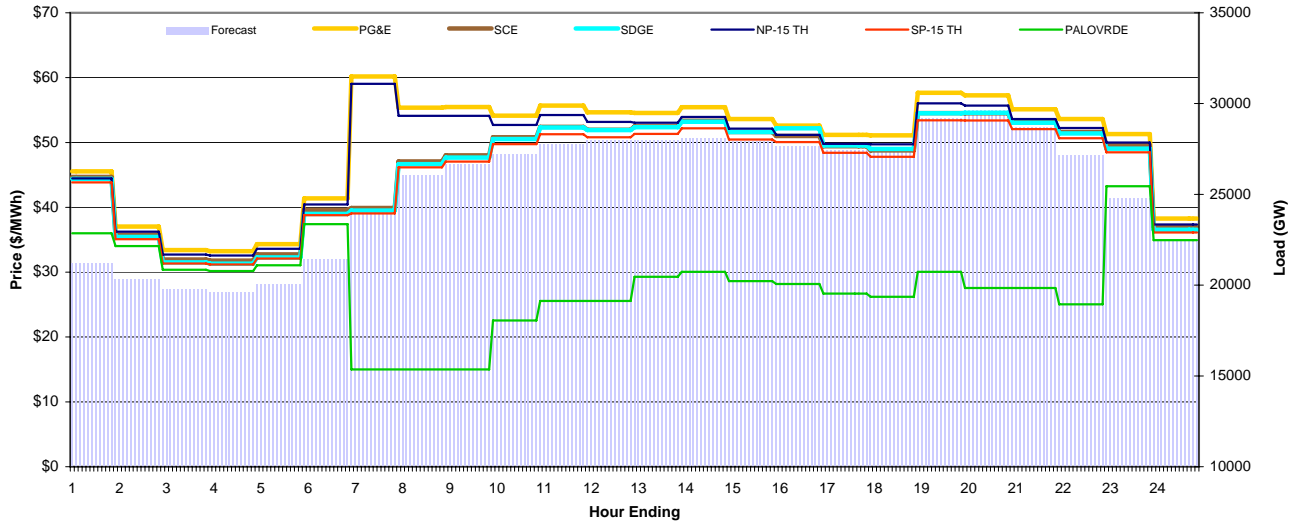
CAISO Daily Report

Tuesday October 27, 2009

Price Color Codes: <=0 >=100 >=200

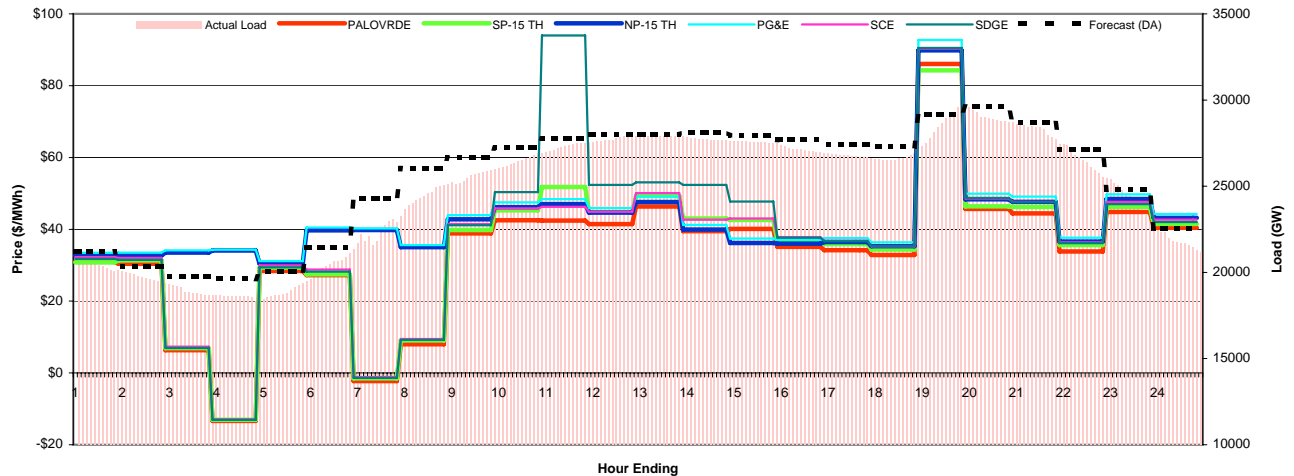
Day-Ahead Prices and Cleared Load

	HE1	HE2	HE3	HE4	HE5	HE6	HE7	HE8	HE9	HE10	HE11	HE12	HE13	HE14	HE15	HE16	HE17	HE18	HE19	HE20	HE21	HE22	HE23	HE24
PG&E	45.54	37.04	33.40	33.23	34.31	41.39	60.18	55.37	55.47	54.12	55.70	54.66	54.55	55.45	53.60	52.60	51.18	51.10	57.66	57.28	55.12	53.62	51.29	38.28
SCE	44.67	35.78	31.96	31.79	32.73	39.60	39.90	47.09	48.01	50.79	52.40	51.97	52.48	53.35	51.61	51.00	49.41	48.79	54.53	54.50	53.12	51.62	49.59	36.94
SDGE	44.39	35.44	31.51	31.31	32.27	38.99	39.49	46.65	47.67	50.53	52.31	51.91	52.35	53.19	51.62	52.18	49.55	49.00	54.49	54.57	53.04	51.40	49.06	36.55
NP-15 TH	44.46	36.25	32.72	32.56	33.61	40.43	59.04	54.11	54.11	52.70	54.23	53.16	53.06	53.93	52.14	51.17	49.79	49.73	56.04	55.68	53.61	52.23	50.00	37.37
SP-15 TH	43.84	35.07	31.34	31.18	32.10	38.80	39.06	46.17	47.04	49.74	51.27	50.80	51.32	52.18	50.46	50.06	48.40	47.79	53.41	53.40	52.05	50.66	48.49	36.13
PALOVDRDE	36.00	34.02	30.37	30.19	31.08	37.41	15.00	15.00	15.00	22.55	25.55	25.55	29.29	30.05	28.61	28.18	26.69	26.20	30.05	27.55	27.55	25.05	43.26	34.94
Forecast	21.2	20.3	19.8	19.6	20.0	21.4	24.3	26.1	26.7	27.2	27.8	28.0	28.0	28.1	27.9	27.7	27.4	27.3	29.2	29.6	28.7	27.1	24.8	22.5



Preliminary Real-Time Prices with Forecasted and Actual System Load

	HE1	HE2	HE3	HE4	HE5	HE6	HE7	HE8	HE9	HE10	HE11	HE12	HE13	HE14	HE15	HE16	HE17	HE18	HE19	HE20	HE21	HE22	HE23	HE24
Palovrde	30.94	30.40	6.33	-13.35	28.37	27.24	-2.25	8.00	38.87	42.51	42.44	41.47	46.36	39.49	40.12	35.12	34.16	32.84	86.07	45.68	44.44	33.84	44.81	40.44
sp15	30.81	31.31	6.90	-13.07	29.33	27.47	-1.52	9.04	39.80	45.29	51.78	44.81	49.27	43.00	42.62	36.82	35.86	34.37	84.29	46.37	46.22	35.63	46.27	41.48
np15	32.65	32.71	33.51	34.10	30.42	39.70	39.81	35.03	42.77	46.17	47.02	44.66	47.62	39.92	36.19	36.00	36.47	35.31	89.85	48.34	47.64	36.59	48.43	43.19
pgae	33.47	33.51	34.13	34.32	31.16	40.51	40.23	35.63	43.93	47.50	48.41	45.92	49.13	41.22	37.44	37.14	37.59	36.35	92.75	49.90	49.09	37.67	49.76	44.28
sce	32.29	32.03	7.31	-12.90	29.95	28.80	-1.16	9.44	41.43	45.79	46.27	44.89	50.08	42.71	43.00	37.82	36.82	35.27	90.31	48.59	47.65	36.39	47.65	42.70
sdge	31.77	31.50	6.97	-13.05	29.41	28.22	-1.38	9.24	41.15	50.38	93.98	52.37	53.07	52.35	47.73	37.66	36.70	35.34	90.50	48.77	47.54	36.13	47.00	42.04
Forecast-Load	0.8	0.7	0.9	1.1	1.1	0.8	1.7	1.4	1.0	0.7	0.4	0.2	0.1	0.4	0.4	0.6	0.7	0.6	0.3	0.7	0.6	0.9	0.8	0.9
Load	20.43	19.63	18.85	18.56	18.98	20.67	22.54	24.61	25.64	26.54	27.36	27.77	27.88	27.68	27.52	27.07	26.73	26.70	28.84	28.91	28.12	26.26	23.94	21.66



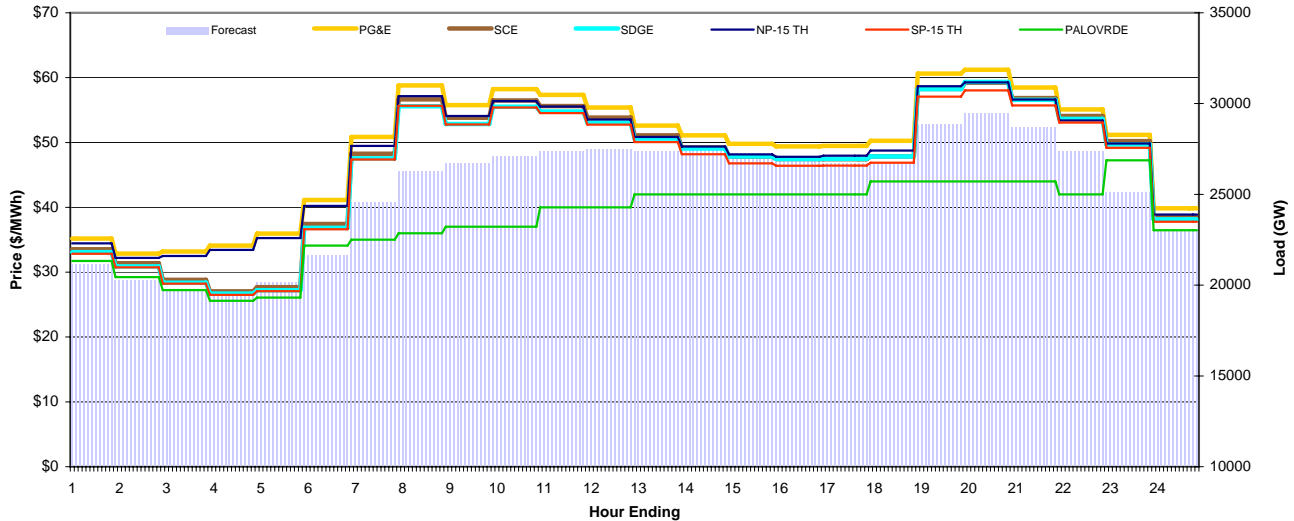
CAISO Daily Report

Wednesday October 28, 2009

Price Color Codes: <=0 >=100 >=200

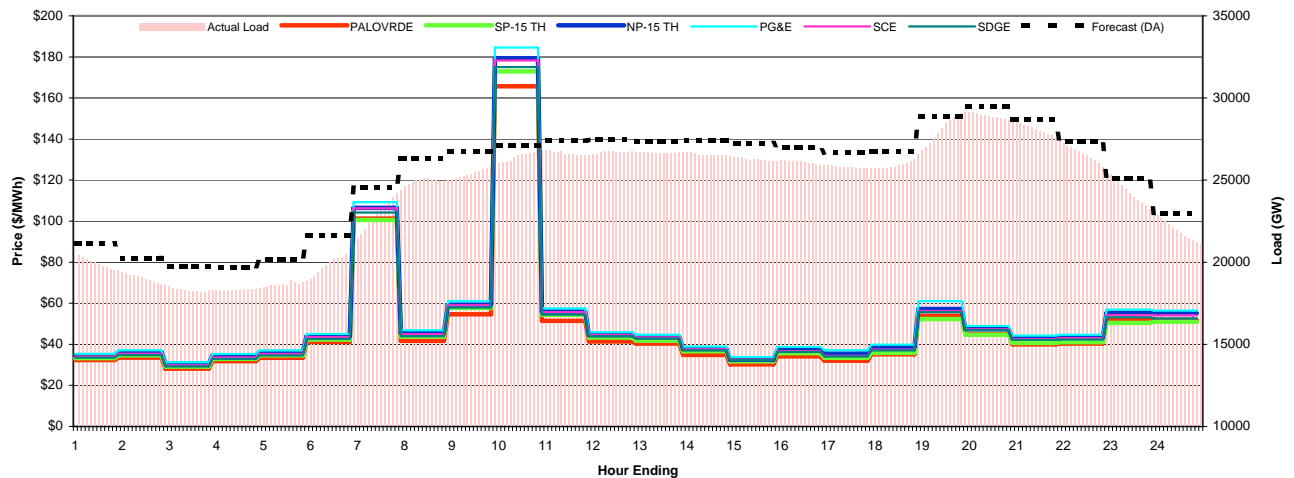
Day-Ahead Prices and Cleared Load

	HE1	HE2	HE3	HE4	HE5	HE6	HE7	HE8	HE9	HE10	HE11	HE12	HE13	HE14	HE15	HE16	HE17	HE18	HE19	HE20	HE21	HE22	HE23	HE24
PG&E	35.19	32.88	33.18	34.09	35.94	41.13	50.85	58.80	55.75	58.22	57.34	55.38	52.60	51.09	49.80	49.40	49.48	50.26	60.62	61.22	58.48	55.09	51.18	39.84
SCE	33.54	31.38	28.82	27.04	27.67	37.43	48.26	56.65	53.82	56.48	55.62	53.84	51.09	49.22	47.83	47.44	47.41	47.84	58.26	59.21	56.84	54.09	50.22	38.61
SDGE	33.09	30.90	28.37	26.69	27.21	36.84	47.54	55.60	52.86	55.50	54.77	53.05	50.60	49.07	47.85	47.46	47.47	47.84	58.24	59.33	56.57	53.64	49.70	38.15
NP-15 TH	34.44	32.20	32.50	33.43	35.25	40.21	49.47	57.15	54.08	56.39	55.55	53.53	50.85	49.38	48.16	47.79	47.97	48.75	58.68	59.26	56.63	53.40	49.84	38.88
SP-15 TH	32.84	30.76	28.24	26.50	27.08	36.62	47.38	55.66	52.78	55.39	54.53	52.75	50.05	48.20	46.79	46.41	46.43	46.87	57.06	58.04	55.71	53.08	49.17	37.78
PALOVDRDE	31.73	29.25	27.25	25.59	26.07	34.11	35.00	36.00	37.00	37.00	40.00	40.00	42.00	42.00	42.00	42.00	42.00	44.00	44.00	44.00	44.00	42.00	47.26	36.48
Forecast	21.1	20.3	19.8	19.7	20.1	21.6	24.5	26.3	26.7	27.1	27.4	27.5	27.3	27.4	27.2	27.0	26.7	26.7	28.9	29.5	28.7	27.4	25.1	23.0



Preliminary Real-Time Prices with Forecasted and Actual System Load

	HE1	HE2	HE3	HE4	HE5	HE6	HE7	HE8	HE9	HE10	HE11	HE12	HE13	HE14	HE15	HE16	HE17	HE18	HE19	HE20	HE21	HE22	HE23	HE24
Palovrde	32.32	33.49	28.17	31.79	33.45	41.13	101.22	41.71	54.63	165.68	51.43	41.38	40.35	34.81	30.28	34.13	32.01	35.18	53.87	44.96	39.99	40.38	52.01	51.81
sp15	33.30	34.61	29.15	32.87	34.58	42.36	100.54	43.78	57.79	172.93	54.37	43.33	41.79	36.67	31.70	35.74	33.47	35.86	52.28	44.64	40.71	41.11	50.44	50.99
np15	34.50	36.24	30.54	34.52	36.22	43.99	106.50	45.61	59.35	179.37	55.93	44.52	43.39	37.72	32.48	37.27	35.43	38.75	57.23	47.40	42.95	43.40	55.38	55.13
pgae	35.35	37.13	31.25	35.31	37.04	45.08	109.26	46.87	61.03	184.56	57.54	45.91	44.65	38.92	33.80	38.77	37.08	39.83	61.03	48.95	44.30	44.68	56.88	56.47
sce	34.10	35.37	29.76	33.58	35.33	43.50	106.25	44.87	58.99	178.29	55.65	44.61	43.36	37.61	32.53	36.72	34.36	37.37	56.17	47.32	42.59	43.01	54.27	54.12
sdge	33.53	34.73	29.23	32.91	34.60	42.60	104.24	44.00	57.93	175.06	54.51	43.98	42.80	37.13	32.24	36.33	34.07	37.05	55.67	46.92	42.16	42.33	53.13	52.64
Forecast-Load	1.3	1.3	1.5	1.4	1.4	1.4	1.3	1.3	1.2	0.6	0.8	0.8	0.7	0.9	1.0	0.9	0.9	0.7	0.5	0.7	0.8	1.0	1.2	1.2
Load	19.87	18.95	18.30	18.34	18.72	20.24	23.29	24.99	25.54	26.52	26.71	26.67	26.54	26.25	26.06	25.78	26.04	28.35	28.83	27.93	26.36	23.94	21.75	



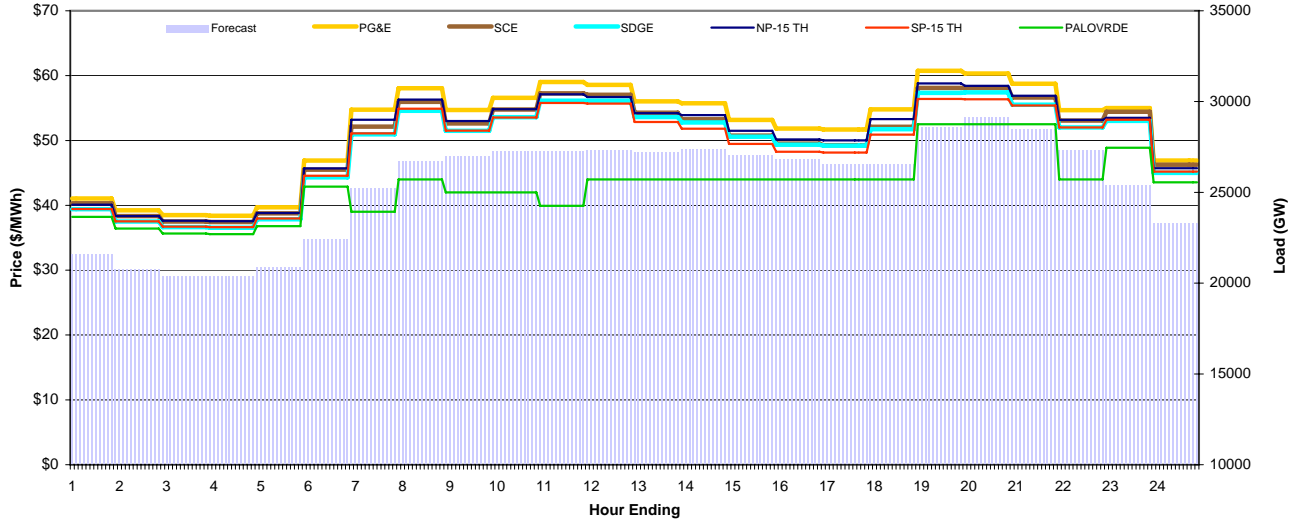
CAISO Daily Report

Thursday October 29, 2009

Price Color Codes: <=0 >=100 >=200

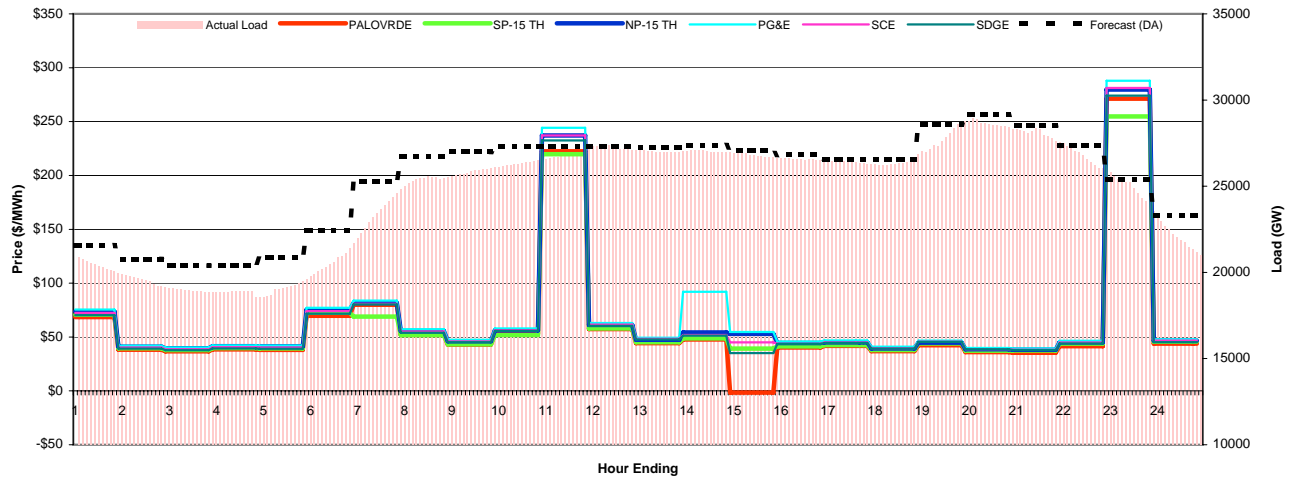
Day-Ahead Prices and Cleared Load

	HE1	HE2	HE3	HE4	HE5	HE6	HE7	HE8	HE9	HE10	HE11	HE12	HE13	HE14	HE15	HE16	HE17	HE18	HE19	HE20	HE21	HE22	HE23	HE24
PG&E	41.06	39.23	38.48	38.39	39.71	46.90	54.76	58.05	54.70	56.59	59.02	58.57	56.04	55.74	53.18	51.83	51.68	54.81	60.74	60.34	58.75	54.69	55.00	46.91
SCE	40.31	38.34	37.50	37.42	38.77	45.51	52.13	55.96	52.64	54.79	57.27	57.06	54.28	53.26	50.76	49.51	49.28	52.11	58.12	58.11	56.64	53.08	54.43	46.27
SDGE	39.40	37.51	36.65	36.55	37.85	44.31	50.96	54.58	51.50	53.60	56.12	56.14	53.63	52.77	50.58	49.34	49.19	51.74	57.35	57.41	55.51	52.01	53.02	45.01
NP-15 TH	40.09	38.35	37.64	37.55	38.80	45.70	53.19	56.30	53.01	54.82	57.11	56.71	54.20	53.91	51.49	50.17	50.02	53.29	58.79	58.42	56.89	53.17	53.50	45.73
SP-15 TH	39.42	37.54	36.72	36.65	37.97	44.56	51.10	54.90	51.52	53.54	55.79	55.70	52.84	51.82	49.46	48.27	48.14	50.91	56.40	56.36	55.40	52.02	53.19	45.21
PALOVDRDE	38.21	36.42	35.65	35.56	36.78	42.89	39.00	44.00	42.00	42.00	39.93	44.00	44.00	44.00	44.00	44.00	44.00	44.00	52.50	52.50	52.50	44.00	48.87	43.56
Forecast	21.6	20.8	20.4	20.4	20.9	22.4	25.2	26.7	27.0	27.3	27.3	27.3	27.2	27.4	27.1	26.8	26.6	26.5	28.6	29.1	28.5	27.3	25.4	23.3



Preliminary Real-Time Prices with Forecasted and Actual System Load

	HE1	HE2	HE3	HE4	HE5	HE6	HE7	HE8	HE9	HE10	HE11	HE12	HE13	HE14	HE15	HE16	HE17	HE18	HE19	HE20	HE21	HE22	HE23	HE24
Palovrde	68.52	38.19	36.71	38.46	38.14	69.77	79.95	52.06	43.05	53.31	222.43	57.37	44.33	47.67	-1.51	40.31	41.83	36.87	42.45	35.94	35.41	41.44	271.31	43.87
sp15	70.80	39.49	37.95	39.77	39.46	72.48	68.98	51.68	43.31	51.95	219.74	58.00	45.16	48.70	39.22	41.28	42.60	37.88	43.98	37.30	37.49	43.88	254.81	45.61
np15	73.75	41.08	39.50	41.43	41.28	75.39	81.60	55.67	46.09	56.27	237.13	61.23	47.45	54.22	52.95	44.43	45.03	39.38	44.79	38.60	38.22	45.00	279.78	46.71
pgae	75.44	42.00	40.32	42.28	42.13	77.11	83.77	57.30	47.50	57.95	244.28	63.07	49.37	91.93	54.75	45.76	46.77	41.04	46.66	39.86	39.44	46.48	287.97	47.92
sce	72.38	40.34	38.74	40.63	40.29	74.03	80.92	55.15	45.94	56.33	237.10	61.53	48.37	51.86	45.11	43.74	44.84	39.53	45.68	38.67	38.30	44.84	281.30	46.71
sdge	70.34	39.29	37.71	39.42	39.13	71.71	80.27	53.99	45.21	55.68	232.56	60.33	47.76	51.32	35.15	43.56	44.51	39.33	45.56	38.62	37.93	44.01	274.17	45.21
Forecast-Load	1.2	1.3	1.5	1.6	1.7	1.6	1.5	1.3	1.1	0.9	0.3	0.1	0.2	0.4	0.3	0.3	0.2	0.1	0.6	0.6	0.5	0.8	0.8	1.5
Load	20.34	19.46	18.92	18.80	19.18	20.78	23.73	25.44	25.88	26.35	26.94	27.20	26.99	26.99	26.75	26.53	26.36	26.43	27.96	28.56	27.96	26.52	24.60	21.81



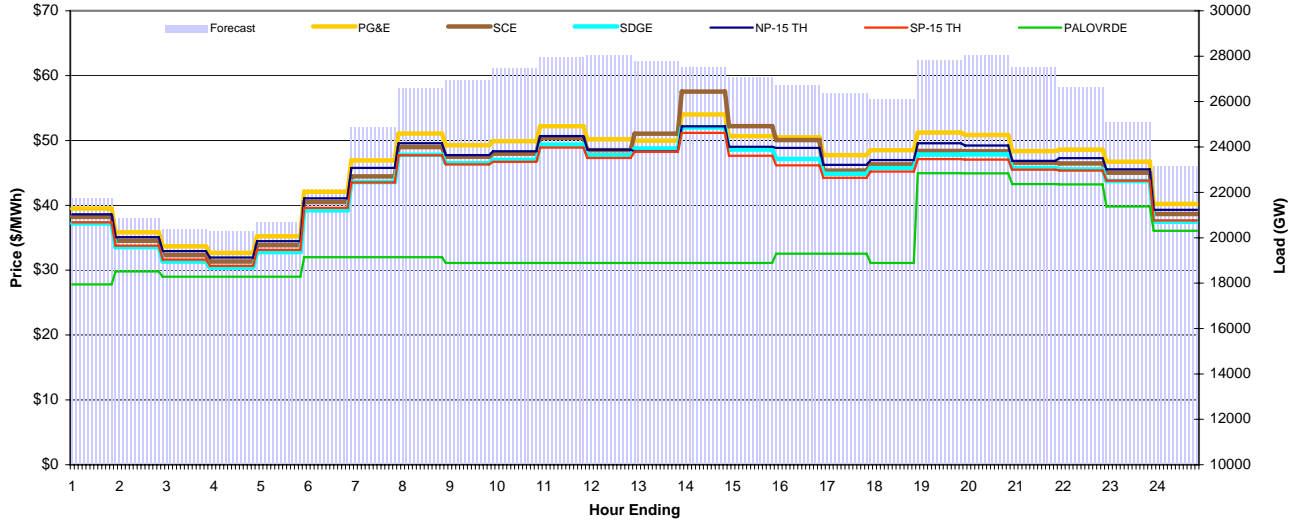
CAISO Daily Report

Friday October 30, 2009

Price Color Codes: <=0 >=100 >=200

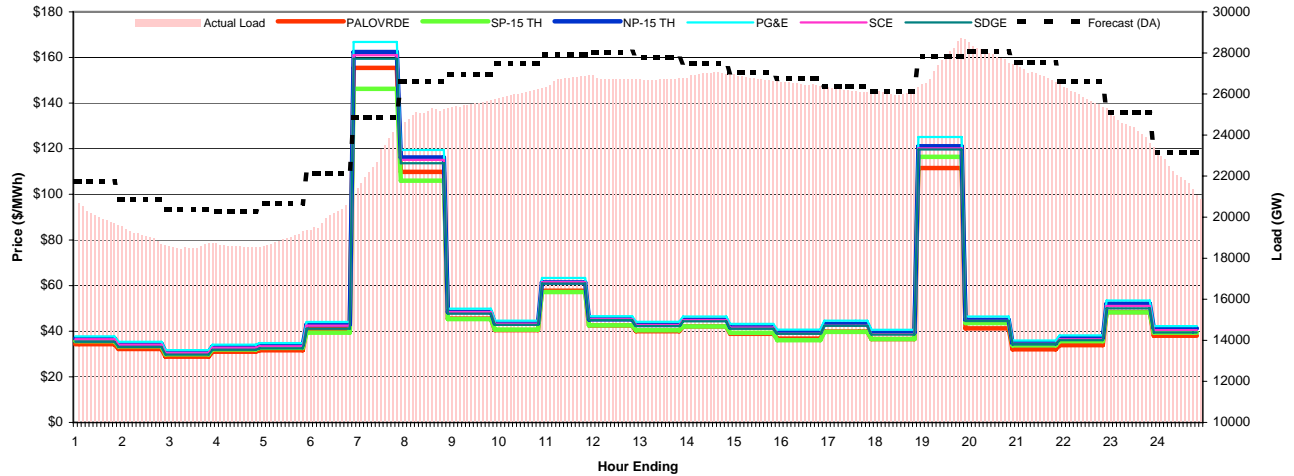
Day-Ahead Prices and Cleared Load

	HE1	HE2	HE3	HE4	HE5	HE6	HE7	HE8	HE9	HE10	HE11	HE12	HE13	HE14	HE15	HE16	HE17	HE18	HE19	HE20	HE21	HE22	HE23	HE24
PG&E	39.51	35.85	33.68	32.67	35.23	42.10	46.93	51.07	49.28	49.88	52.20	50.18	49.97	54.01	50.68	50.49	47.75	48.51	51.22	50.86	48.36	48.58	46.74	40.22
SCE	38.22	34.54	32.33	31.33	33.86	40.53	44.46	48.98	47.50	47.97	50.40	48.52	51.04	57.53	52.21	50.06	45.36	46.31	48.38	48.33	46.58	46.45	45.03	38.68
SDGE	37.22	33.57	31.33	30.40	32.80	39.23	43.60	47.80	46.49	46.99	49.36	47.73	48.76	52.02	48.60	47.16	44.86	45.74	47.85	47.87	45.75	45.53	43.75	37.49
NP-15 TH	38.62	35.08	32.94	31.96	34.47	41.09	45.77	49.56	47.76	48.32	50.69	48.59	48.32	52.19	49.02	48.85	46.25	46.98	49.57	49.23	46.86	47.29	45.54	39.31
SP-15 TH	37.38	33.78	31.63	30.66	33.13	39.61	43.53	47.72	46.31	46.70	48.91	47.30	48.26	51.16	47.64	46.16	44.23	45.21	47.13	47.05	45.49	45.39	43.82	37.69
PALOVDRDE	27.80	29.80	29.00	29.00	29.00	32.00	32.00	32.00	31.11	31.11	31.11	31.11	31.11	31.11	31.11	32.55	32.55	31.11	44.96	44.93	43.29	43.23	39.82	36.06
Forecast	21.7	20.9	20.4	20.3	20.7	22.1	24.9	26.6	27.0	27.5	27.9	28.0	27.8	27.5	27.1	26.7	26.4	26.1	27.8	28.0	27.5	26.6	25.1	23.2



Preliminary Real-Time Prices with Forecasted and Actual System Load

	HE1	HE2	HE3	HE4	HE5	HE6	HE7	HE8	HE9	HE10	HE11	HE12	HE13	HE14	HE15	HE16	HE17	HE18	HE19	HE20	HE21	HE22	HE23	HE24
Palovrde	34.29	32.19	28.86	31.03	31.85	40.96	155.45	109.87	45.49	40.45	57.75	42.50	39.99	42.05	38.87	36.77	39.88	36.52	111.56	41.21	32.09	33.87	48.40	37.99
sp15	35.65	33.40	29.86	32.02	32.69	39.32	146.25	105.98	45.29	40.66	57.15	42.58	40.41	42.07	39.27	36.09	39.73	36.51	116.45	43.57	33.78	35.67	48.24	39.37
np15	36.86	34.54	30.97	33.32	34.00	42.96	162.37	116.15	48.41	43.35	61.36	45.15	42.79	45.04	41.69	39.51	43.12	39.45	121.07	44.95	34.69	37.12	52.04	41.23
pgae	37.72	35.37	31.72	34.13	34.81	44.06	166.82	119.46	49.84	44.63	63.35	46.57	44.11	46.44	43.19	40.72	44.64	40.65	125.13	46.43	35.92	38.15	53.42	42.25
sce	36.45	34.10	30.49	32.73	33.42	42.44	160.98	115.11	48.37	43.26	61.55	45.34	42.74	44.90	41.59	38.94	42.42	38.74	120.18	44.55	34.49	36.45	51.06	40.47
sdge	35.36	33.08	29.75	31.88	32.49	41.09	159.44	113.66	47.67	42.79	60.88	44.91	42.24	44.36	41.13	38.86	42.37	38.54	119.65	44.56	34.41	36.04	50.01	39.40
Forecast-Load	1.7	1.8	1.8	1.7	1.7	1.8	1.6	1.4	1.4	1.4	1.2	1.3	1.1	0.5	0.3	0.3	0.2	0.0	0.0	0.2	0.7	0.9	0.9	1.3
Load	20.01	19.02	18.58	18.58	19.02	20.30	23.27	25.15	25.56	26.08	26.77	26.73	26.72	26.99	26.73	26.46	26.18	26.11	27.85	27.87	26.86	25.71	24.18	21.84



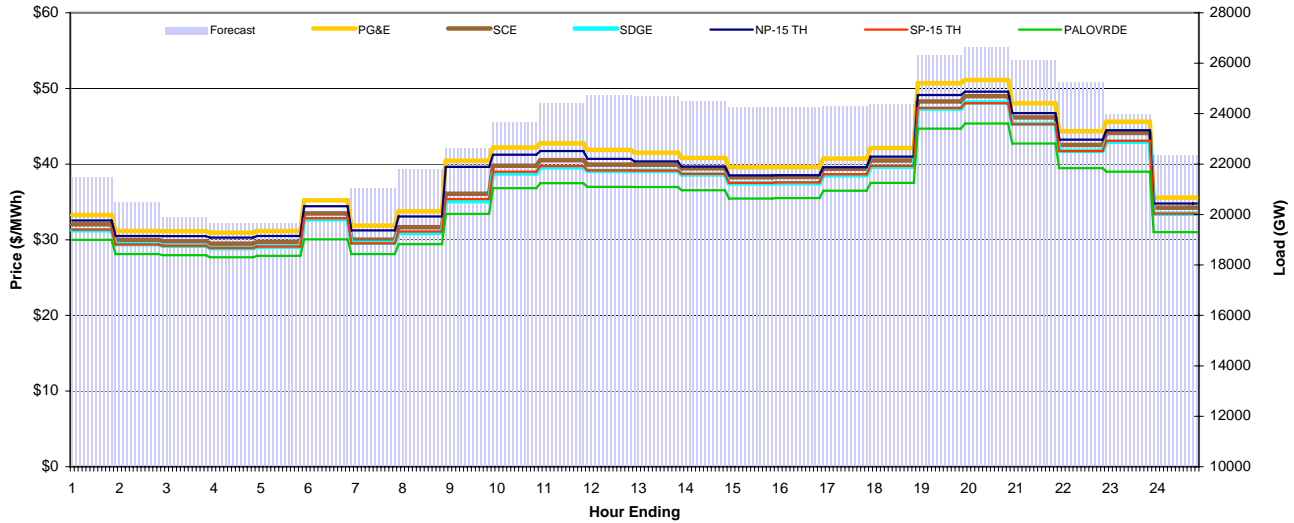
CAISO Daily Report

Saturday October 31, 2009

Price Color Codes: <=0 >=100 >=200

Day-Ahead Prices and Cleared Load

	HE1	HE2	HE3	HE4	HE5	HE6	HE7	HE8	HE9	HE10	HE11	HE12	HE13	HE14	HE15	HE16	HE17	HE18	HE19	HE20	HE21	HE22	HE23	HE24
PG&E	33.27	31.15	31.14	30.94	31.16	35.21	31.87	33.75	40.45	42.18	42.75	41.87	41.52	40.81	39.60	39.62	40.74	42.14	50.69	51.12	48.03	44.36	45.59	35.56
SCE	32.04	29.97	29.79	29.49	29.70	33.49	30.02	31.66	36.09	39.78	40.51	39.93	39.90	39.45	38.25	38.30	39.38	40.47	48.28	48.98	46.16	42.53	44.11	34.24
SDGE	31.27	29.42	29.20	28.90	29.09	32.73	29.60	30.89	35.10	38.76	39.58	39.11	39.10	38.63	37.45	37.49	38.52	39.66	47.33	48.14	45.32	41.74	42.96	33.43
NP-15 TH	32.56	30.50	30.48	30.28	30.49	34.44	31.23	33.07	39.62	41.23	41.73	40.68	40.36	39.68	38.51	38.54	39.60	40.99	49.14	49.57	46.74	43.23	44.48	34.78
SP-15 TH	31.35	29.38	29.20	28.90	29.11	32.84	29.53	31.09	35.38	39.01	39.75	39.17	39.15	38.70	37.53	37.59	38.67	39.75	47.41	48.05	45.27	41.74	43.09	33.46
PALOVPRDE	30.00	28.11	27.95	27.69	27.87	30.05	28.10	29.42	33.41	36.81	37.48	36.99	36.96	36.54	35.45	35.51	36.49	37.51	44.69	45.37	42.73	39.46	39.00	31.00
Forecast	21.5	20.5	19.9	19.6	19.7	20.1	21.0	21.8	22.6	23.7	24.4	24.8	24.7	24.5	24.2	24.3	24.3	24.4	26.3	26.6	26.1	25.3	24.0	22.4



Preliminary Real-Time Prices with Forecasted and Actual System Load

	HE1	HE2	HE3	HE4	HE5	HE6	HE7	HE8	HE9	HE10	HE11	HE12	HE13	HE14	HE15	HE16	HE17	HE18	HE19	HE20	HE21	HE22	HE23	HE24
Palovrde	31.92	34.14	30.81	19.87	24.47	31.26	31.95	-15.40	5.28	35.05	32.94	30.52	25.37	26.16	29.69	28.85	25.60	26.30	67.51	20.38	21.17	27.90	29.91	27.37
sp15	33.20	35.41	32.04	20.66	25.46	32.57	33.38	-15.51	6.10	36.89	34.79	32.22	26.86	27.74	31.40	30.50	27.05	27.79	71.38	21.55	22.42	29.41	31.44	28.38
np15	35.45	37.14	33.47	21.57	26.48	33.94	34.67	10.23	27.45	38.82	36.49	33.18	27.53	28.35	31.92	30.95	27.51	28.33	72.30	21.72	22.86	30.09	32.43	29.59
pgae	36.29	38.11	34.31	22.06	27.06	34.71	35.46	10.15	27.85	39.81	37.47	34.09	28.24	29.10	32.77	31.77	28.27	29.11	74.49	22.37	23.50	30.90	33.26	30.32
sce	33.93	36.23	32.72	21.06	25.94	33.20	33.96	-15.63	6.35	37.69	35.54	32.87	27.41	28.32	32.06	31.13	27.57	28.30	72.86	21.95	22.83	30.01	32.18	29.15
sdge	33.19	35.29	32.07	20.65	25.43	32.58	33.49	-15.59	6.04	36.89	34.81	32.46	27.11	28.01	31.73	30.81	27.32	28.10	72.03	21.85	22.69	29.67	31.61	28.51
Forecast-Load	1.4	1.3	1.4	1.6	1.7	1.4	1.5	2.1	1.3	0.9	0.9	1.0	0.9	0.3	0.0	0.2	0.3	-0.1	0.4	1.7	1.2	1.3	1.4	1.7
Load	20.11	19.20	18.46	17.99	17.98	18.67	19.52	19.74	21.35	22.76	23.49	23.78	23.84	24.15	24.29	24.11	24.01	24.45	25.89	24.91	24.97	23.97	22.60	20.65

