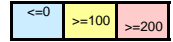


PJM Daily Report

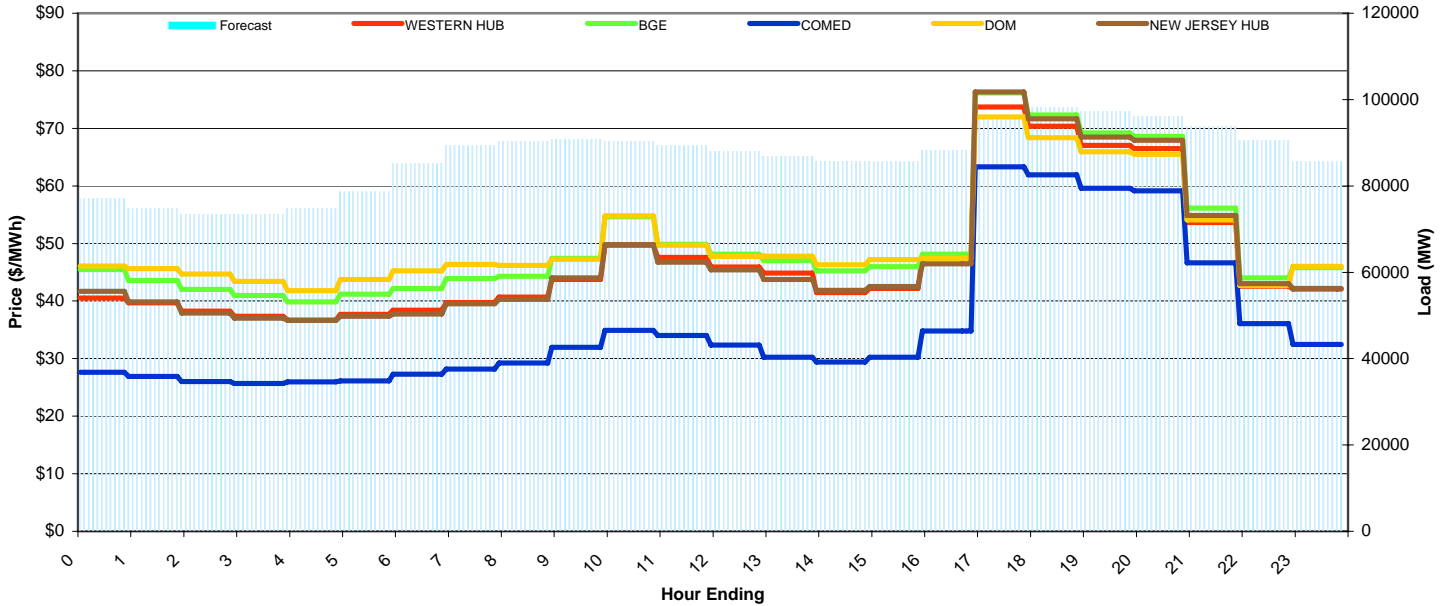
Friday January 01, 2010

Price Color Codes:



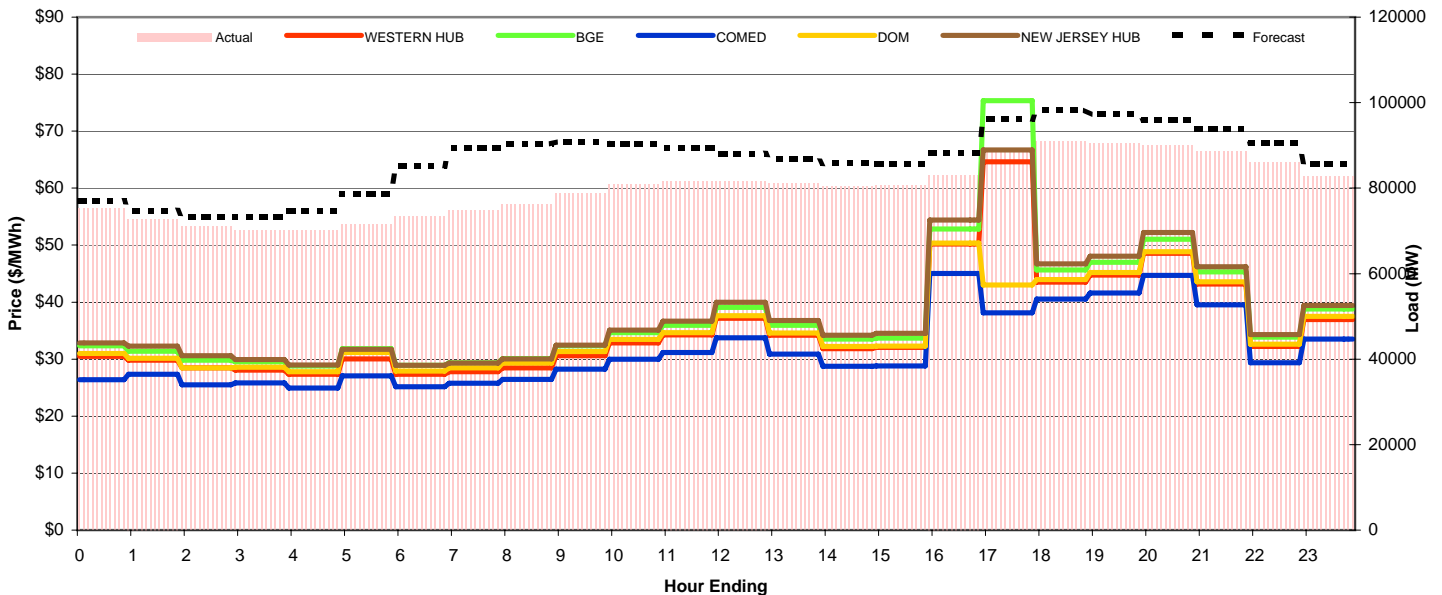
Day-Ahead Prices and Forecast Load

	HE1	HE2	HE3	HE4	HE5	HE6	HE7	HE8	HE9	HE10	HE11	HE12	HE13	HE14	HE15	HE16	HE17	HE18	HE19	HE20	HE21	HE22	HE23	HE24	avg all/peak
WESTERN HUB	40.55	39.68	38.25	37.33	36.70	37.67	38.43	39.73	40.70	43.77	49.69	47.56	45.89	44.89	41.46	42.18	47.54	73.72	70.38	67.06	66.49	53.64	42.60	42.11	47 / 51
BGE	45.448	43.598	42.052	40.949	39.865	41.216	42.204	43.931	44.33	47.422	54.627	49.85	48.121	47.016	45.254	45.983	48.138	76.177	72.31	69.199	68.603	56.153	44.028	45.833	50 / 54
COMED	27.637	26.885	26.025	25.67	25.97	26.145	27.291	28.162	29.253	31.949	34.904	33.998	32.341	30.264	29.411	30.216	34.812	63.32	61.94	59.614	59.171	46.614	36.1	32.468	36 / 40
DOM	46.102	45.617	44.681	43.432	41.804	43.732	45.235	46.373	46.17	47.257	54.816	49.702	47.755	47.822	46.313	47.209	47.418	71.973	68.35	65.925	65.492	54.082	42.716	46.01	50 / 53
NEW JERSEY HUB	41.70	39.88	37.94	37.03	36.64	37.36	37.77	39.55	40.31	44.05	49.81	46.77	45.40	43.76	41.84	42.50	46.49	76.33	71.68	68.51	67.95	54.89	43.01	42.19	47 / 51
DA Forecast	77.1	74.7	73.4	73.4	74.7	78.7	85.2	89.4	90.3	90.8	90.4	89.3	88.1	86.8	85.8	85.6	88.2	96.1	98.2	97.2	96.0	93.8	90.5	85.6	87 / 91



Preliminary Real-Time Prices with Forecasted and Actual System Load

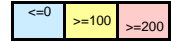
	HE1	HE2	HE3	HE4	HE5	HE6	HE7	HE8	HE9	HE10	HE11	HE12	HE13	HE14	HE15	HE16	HE17	HE18	HE19	HE20	HE21	HE22	HE23	HE24	avg all/peak
WESTERN HUB	30.47	29.83	28.48	28.09	27.36	30.02	27.37	27.78	28.49	30.59	32.86	34.25	37.18	34.18	31.85	32.04	50.17	64.65	43.53	44.77	48.57	43.18	32.20	36.93	36 / 39
BGE	32.312	31.365	29.798	29.544	28.806	31.811	28.941	29.368	30.115	32.312	34.633	35.915	39.057	35.925	33.492	33.682	52.837	75.343	45.646	46.97	51.045	45.335	33.829	38.776	38 / 41
COMED	26.37	27.347	25.472	25.832	24.955	27.076	25.157	25.759	26.451	28.23	29.986	31.136	33.768	30.87	28.729	28.804	45.002	38.11	40.52	41.606	44.692	39.515	29.379	33.543	32 / 34
DOM	30.988	30.149	28.461	28.574	27.816	31.17	27.922	28.441	29.302	31.349	33.462	34.654	37.635	34.601	32.249	32.293	50.361	43.012	43.981	45.224	48.863	43.558	32.602	37.524	35 / 38
NEW JERSEY HUB	32.84	32.26	30.58	29.90	28.99	31.72	28.94	29.28	30.03	32.44	35.07	36.68	39.98	36.78	34.20	34.50	54.38	66.72	46.73	48.05	52.24	46.21	34.32	39.40	38 / 41
Percent Forecast	-2.50	-2.62	-3.34	-4.77	-6.52	-9.90	-16.25	-19.41	-18.63	-15.42	-11.78	-9.36	-7.87	-7.17	-6.56	-6.13	-6.13	-7.67	-8.10	-7.41	-6.71	-5.86	-5.16	-3.54	
RTLoad	75.182	72.795	70.981	70.053	70.167	71.568	73.259	74.824	76.154	78.682	80.853	81.696	81.647	81.027	80.488	80.676	83.109	89.255	90.85	90.512	89.985	88.651	86.049	82.699	



PJM Daily Report

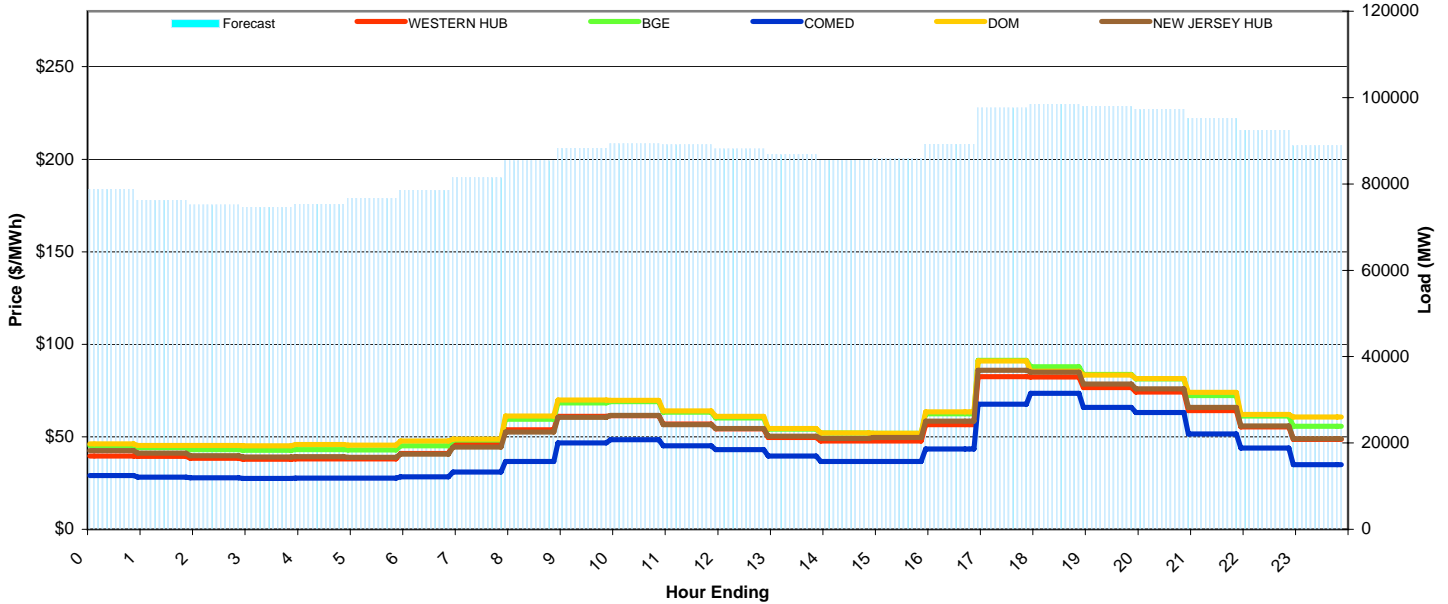
Saturday January 02, 2010

Price Color Codes:



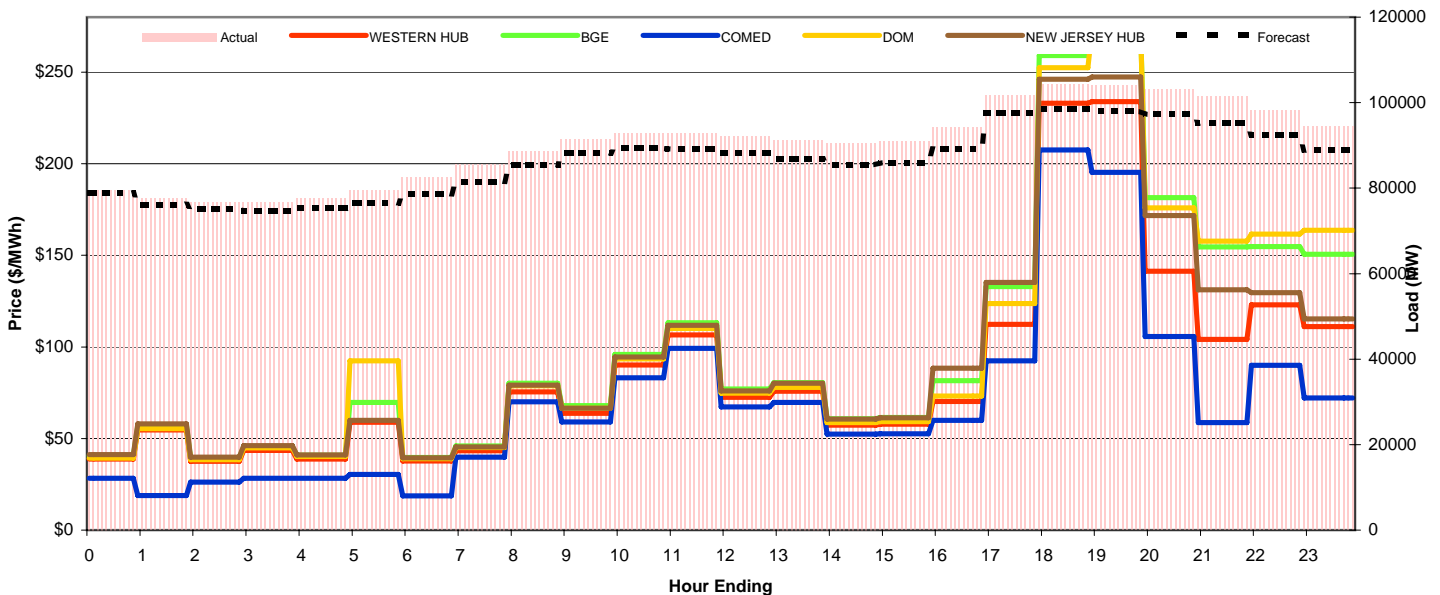
Day-Ahead Prices and Forecast Load

	HE1	HE2	HE3	HE4	HE5	HE6	HE7	HE8	HE9	HE10	HE11	HE12	HE13	HE14	HE15	HE16	HE17	HE18	HE19	HE20	HE21	HE22	HE23	HE24	avg all/peak
WESTERN HUB	39.57	39.48	38.33	37.84	37.98	38.10	41.00	45.86	53.70	61.05	61.47	56.95	54.38	49.71	47.79	47.75	56.53	82.48	82.38	76.60	74.25	64.16	55.26	48.54	54 / 61
BGE	45.323	44.18	43.054	42.652	43.065	42.93	45.21	48.249	59.439	68.314	68.952	63.217	60.271	54.107	51.996	51.906	62.517	91.38	87.84	83.752	81.309	72.374	61.181	55.707	60 / 67
COMED	29.074	28.127	27.767	27.424	27.614	27.621	28.438	30.98	36.632	46.675	48.386	45.099	43.126	39.572	36.717	36.58	43.413	67.653	73.546	65.91	63.071	51.508	43.85	34.856	42 / 48
DOM	46.114	45.378	45.232	45.207	45.895	45.502	47.725	48.686	61.286	69.864	69.711	64.025	61.062	54.475	51.996	51.859	63.512	90.974	85.43	83.321	81.51	74.04	62.146	60.698	61 / 67
NEW JERSEY HUB	42.48	41.20	39.74	39.07	39.18	38.92	40.63	44.38	52.58	60.50	61.63	56.58	54.42	50.32	49.18	49.58	58.53	86.04	84.84	78.51	75.92	65.81	55.84	48.94	55 / 62
DA Forecast	78.8	76.2	75.1	74.6	75.3	76.6	78.5	81.4	85.4	88.2	89.3	89.1	88.2	86.8	85.5	86.0	89.3	97.6	98.5	98.0	97.2	95.3	92.4	88.8	86 / 91



Preliminary Real-Time Prices with Forecasted and Actual System Load

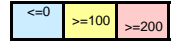
	HE1	HE2	HE3	HE4	HE5	HE6	HE7	HE8	HE9	HE10	HE11	HE12	HE13	HE14	HE15	HE16	HE17	HE18	HE19	HE20	HE21	HE22	HE23	HE24	avg all/peak
WESTERN HUB	38.71	54.73	37.49	43.55	38.84	58.88	37.68	43.30	75.43	63.73	90.07	106.54	72.41	75.86	57.24	57.77	70.20	112.35	233.01	233.89	141.36	104.11	122.99	111.06	87 / 104
BGE	40.469	56.894	39.194	45.506	40.786	69.726	39.67	45.899	80.236	67.862	95.922	113.24	77.088	80.514	60.727	61.436	81.545	132.93	259.12	273.16	181.55	154.55	154.79	150.54	100 / 120
COMED	28.282	18.831	26.155	28.234	28.245	30.322	18.72	39.881	70.007	59.083	83.22	99.131	67.195	69.608	52.484	52.595	59.847	92.406	207.47	195.37	105.72	58.612	89.882	72.101	69 / 88
DOM	39.326	55.389	38.401	44.813	40.233	92.459	38.928	45.101	78.858	66.524	93.494	110.02	74.757	77.841	58.648	59.226	73.133	123.71	252.49	273.08	175.84	157.71	161.6	163.71	100 / 118
NEW JERSEY HUB	41.14	57.98	39.82	46.14	41.13	59.87	39.44	45.44	79.11	66.53	94.42	111.75	76.01	80.21	60.61	61.25	88.32	135.22	246.05	247.34	171.69	131.25	129.65	115.34	94 / 114
Percent Forecast	0.93	1.78	2.02	2.80	2.92	3.52	4.80	4.91	3.68	3.39	3.79	3.93	4.31	4.88	5.59	5.45	5.11	3.92	5.52	5.76	5.66	6.11	5.92	5.86	
RTLoad	79.56	77.544	76.697	76.763	77.568	79.412	82.505	85.635	88.664	91.344	92.83	92.771	92.124	91.249	90.564	90.923	94.066	101.59	104.27	103.97	103.05	101.48	98.249	94.368	



PJM Daily Report

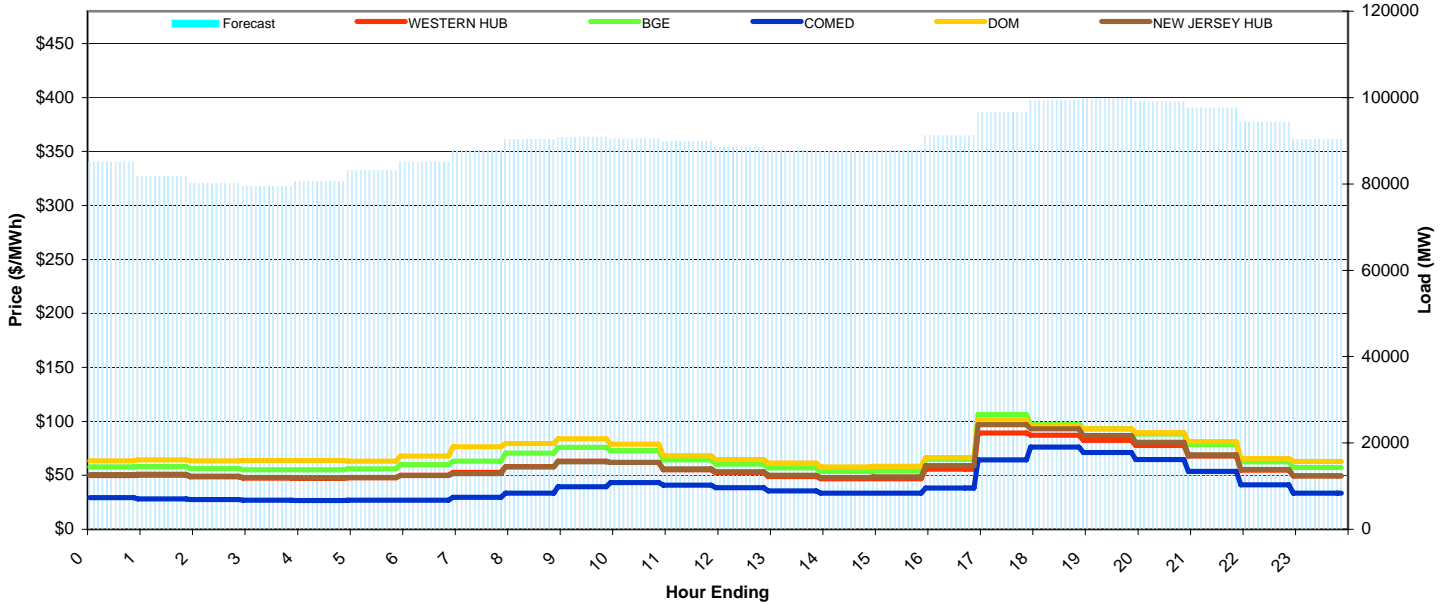
Sunday January 03, 2010

Price Color Codes:



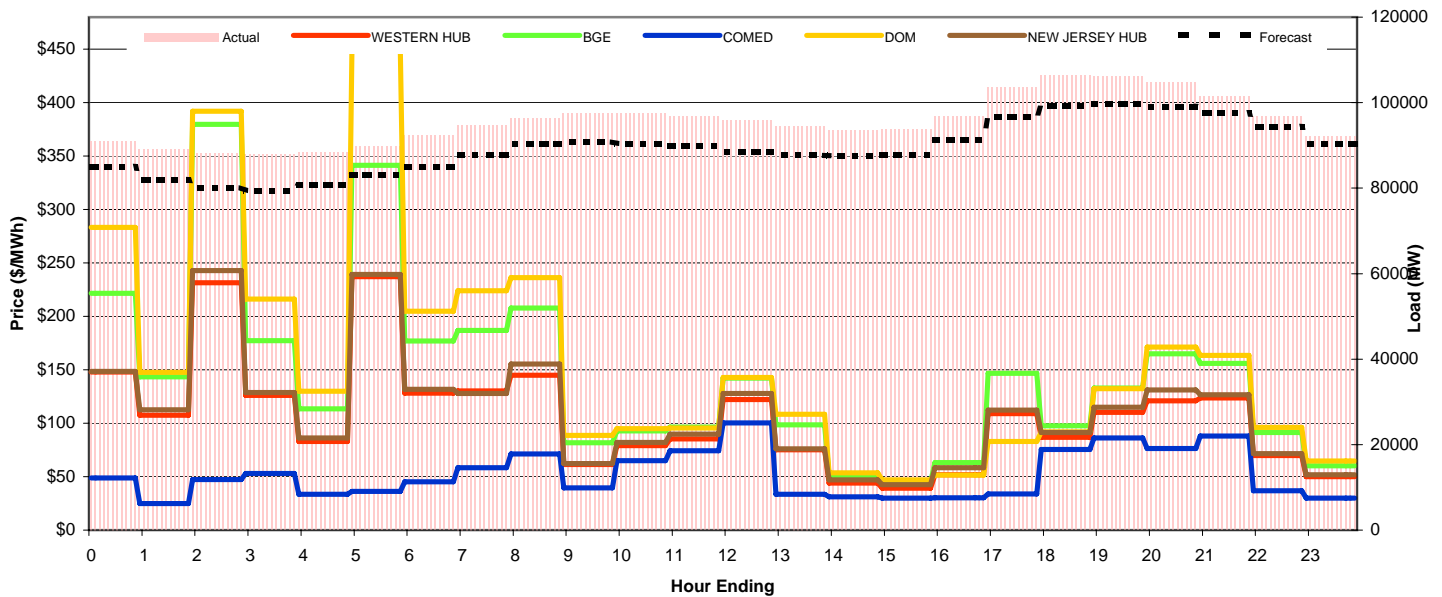
Day-Ahead Prices and Forecast Load

	HE1	HE2	HE3	HE4	HE5	HE6	HE7	HE8	HE9	HE10	HE11	HE12	HE13	HE14	HE15	HE16	HE17	HE18	HE19	HE20	HE21	HE22	HE23	HE24	avg all/peak
WESTERN HUB	49.86	50.12	48.62	47.52	47.27	47.67	50.22	52.75	57.96	63.07	62.08	55.28	52.36	49.04	46.77	46.80	55.76	89.32	87.19	82.44	77.62	67.96	54.95	49.56	58 / 63
BGE	57.889	58.179	56.201	55.208	55.24	55.938	59.854	63.228	70.604	75.804	72.982	64.44	60.532	57.01	53.795	54.017	64.829	106.35	97.106	93.208	88.438	78.51	62.65	57.125	67 / 73
COMED	29.279	28.308	27.694	27.096	26.583	26.835	26.915	29.714	33.452	39.559	43.245	40.961	38.588	35.501	33.582	33.522	38.282	64.471	76.223	71.263	64.702	53.669	41.101	33.555	40 / 46
DOM	63.58	64.313	63.591	63.718	63.81	63.222	67.964	76.549	79.547	83.987	78.727	68.256	64.66	61.404	57.803	58.3	66.302	101.28	95.899	93.096	89.531	81.101	65.62	62.836	72 / 76
NEW JERSEY HUB	50.82	50.95	49.11	48.00	47.61	48.10	49.79	51.62	57.76	62.42	61.88	56.11	53.49	50.21	48.08	48.58	59.05	97.05	92.96	86.77	80.57	69.16	55.47	49.53	59 / 64
DA Forecast	85.1	81.9	80.1	79.5	80.7	83.1	85.1	87.8	90.3	90.8	90.4	89.8	88.6	87.7	87.6	87.8	91.2	96.7	99.3	99.8	99.0	97.6	94.4	90.3	89 / 92



Preliminary Real-Time Prices with Forecasted and Actual System Load

	HE1	HE2	HE3	HE4	HE5	HE6	HE7	HE8	HE9	HE10	HE11	HE12	HE13	HE14	HE15	HE16	HE17	HE18	HE19	HE20	HE21	HE22	HE23	HE24	avg all/peak
WESTERN HUB	147.85	107.38	231.53	126.08	83.04	237.28	128.23	130.20	144.80	61.52	79.04	85.30	122.05	75.25	44.03	39.26	51.88	109.05	86.83	110.31	120.84	123.63	69.89	49.93	107 / 91
BGE	221.66	143.41	379.72	177.14	113.63	341.42	177.1	186.92	207.75	81.626	92.717	96.397	142.09	98.616	51.01	44.67	63.295	146.74	97.508	133.03	164.88	156.01	91.469	60.258	145 / 116
COMED	48.695	24.745	47.275	52.89	33.408	36.214	45.08	58.36	71.392	39.564	64.895	74.378	100.21	33.518	31.037	29.92	30.172	33.845	75.362	86.238	76.256	88.143	36.954	29.905	52 / 58
DOM	283.28	147.53	391.91	216.31	129.84	451	204.92	224.12	236.24	88.756	94.816	95.384	142.9	108.52	53.571	47.024	51.451	82.951	91.887	132.28	171.38	163.46	96.01	64.723	157 / 118
NEW JERSEY HUB	148.41	112.62	242.86	128.81	86.13	239.36	131.67	127.96	155.34	62.21	82.13	89.81	127.98	76.02	46.90	42.49	58.39	112.17	91.38	114.92	131.17	126.55	71.63	51.77	111 / 95
Percent Forecast	6.54	8.01	9.04	9.51	8.59	7.49	7.84	7.35	6.40	6.78	7.10	7.15	7.54	7.24	6.41	6.22	5.67	6.63	6.63	5.89	5.46	3.78	2.46	1.89	
RTLoad	91.029	88.991	88.084	87.808	88.242	89.788	92.306	94.783	96.44	97.435	97.362	96.716	95.785	94.526	93.567	93.633	96.684	103.51	106.35	106.06	104.74	101.44	96.752	92.015	



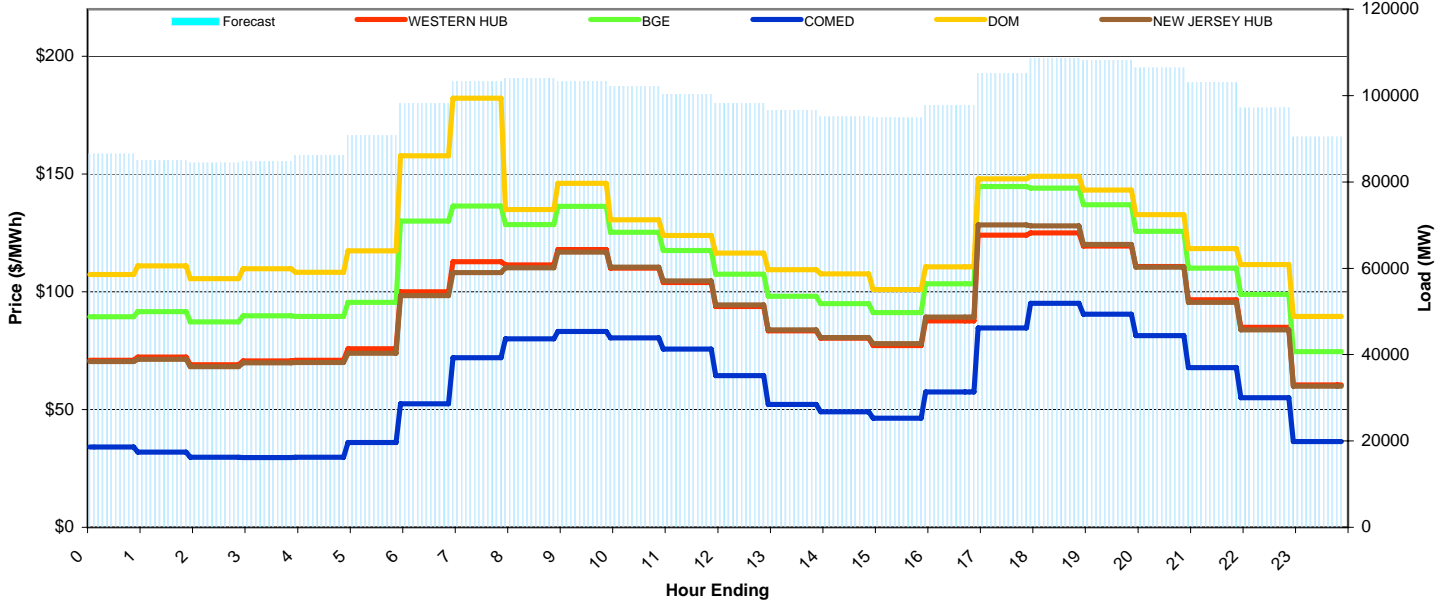
PJM Daily Report

Monday January 04, 2010

Price Color Codes: ≤0 >=100 >=200

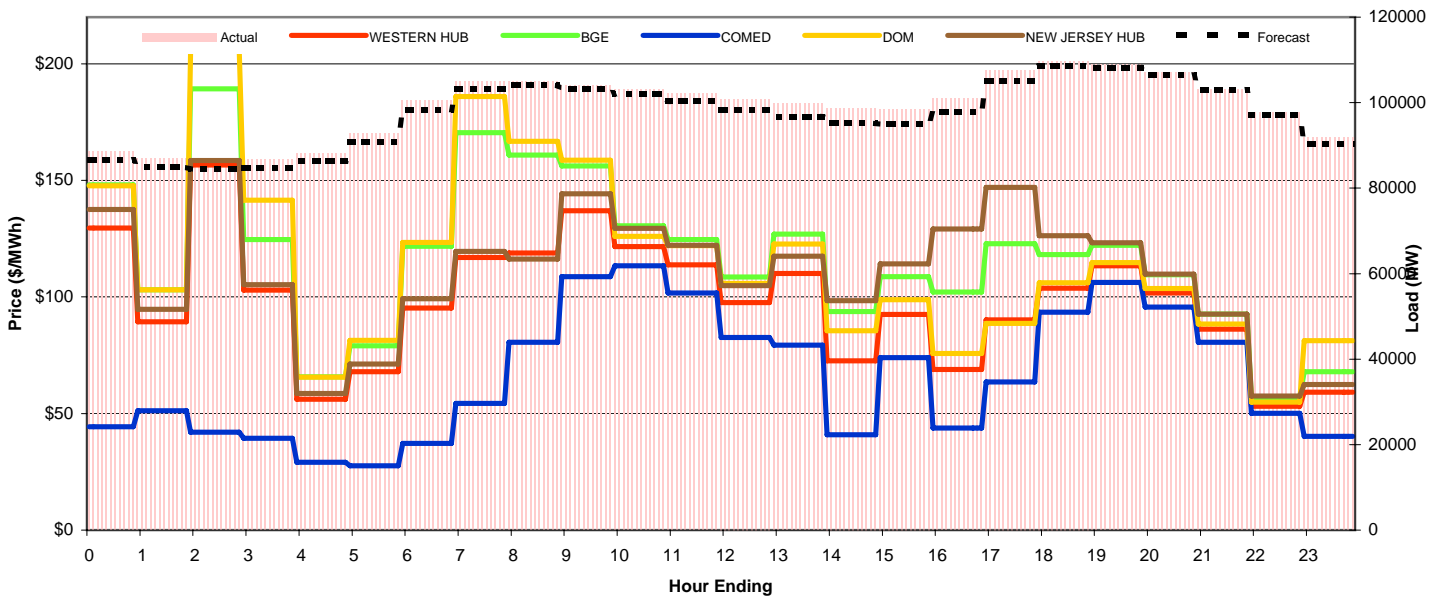
Day-Ahead Prices and Forecast Load

	HE1	HE2	HE3	HE4	HE5	HE6	HE7	HE8	HE9	HE10	HE11	HE12	HE13	HE14	HE15	HE16	HE17	HE18	HE19	HE20	HE21	HE22	HE23	HE24	avg all/peak
WESTERN HUB	70.94	72.23	69.01	70.71	70.90	75.87	100.00	112.78	111.44	117.98	110.01	104.00	93.83	83.41	80.31	77.24	87.63	124.12	125.00	119.46	110.72	96.58	84.91	60.50	93 / 102
BGE	89.428	91.613	87.174	89.875	89.502	95.472	130	136.38	128.61	136.36	125.32	117.48	107.49	98.06	94.96	91.207	103.41	144.76	144.05	136.97	125.7	110.11	98.939	74.609	110 / 119
COMED	34.099	31.899	29.768	29.688	29.734	36.037	52.431	72.05	80.083	83.143	80.461	75.677	64.452	52.232	48.988	46.339	57.456	84.647	95.136	90.488	81.446	67.821	54.987	36.42	59 / 71
DOM	107.4	111.01	105.61	109.85	108.35	117.38	157.8	182.24	135	146.08	130.56	123.97	116.39	109.39	107.65	101.02	110.65	147.98	149.02	143.18	132.73	118.31	111.6	89.61	124 / 129
NEW JERSEY HUB	70.45	71.39	68.21	69.79	70.03	73.93	98.38	108.12	110.19	116.91	110.48	104.66	94.44	83.88	80.63	78.02	89.25	128.37	127.95	120.10	110.50	95.56	83.77	59.94	93 / 103
DA Forecast	86.5	84.9	84.4	84.8	86.2	90.7	98.3	103.3	104.0	103.3	102.1	100.3	98.3	96.6	95.1	94.9	97.7	105.1	108.6	108.2	106.4	103.0	97.1	90.4	97 / 102



Preliminary Real-Time Prices with Forecasted and Actual System Load

	HE1	HE2	HE3	HE4	HE5	HE6	HE7	HE8	HE9	HE10	HE11	HE12	HE13	HE14	HE15	HE16	HE17	HE18	HE19	HE20	HE21	HE22	HE23	HE24	avg all/peak
WESTERN HUB	129.53	89.36	156.63	102.89	56.20	67.91	95.22	116.98	118.86	136.96	121.55	113.81	97.59	110.08	72.65	92.47	68.93	90.11	103.78	113.36	101.69	86.23	53.06	59.15	98 / 100
BGE	148.05	103.07	189.3	124.65	65.771	79.057	121.79	170.39	160.86	156.16	130.51	124.65	108.53	126.94	93.732	108.68	102.15	122.85	118.12	122.18	109.46	92.634	56.605	67.946	117 / 119
COMED	44.272	51.173	42.046	39.446	29.035	27.604	37.195	54.325	80.506	108.75	113.42	101.7	82.637	79.321	40.947	73.909	43.74	63.599	93.447	106.24	95.608	80.51	50.092	40.164	66 / 79
DOM	147.7	103.03	205.64	141.45	65.537	81.447	123.32	186.02	166.78	158.65	125.94	121.96	105.87	122.7	85.544	98.828	75.719	88.617	106.11	114.74	103.65	88.444	54.964	81.263	115 / 113
NEW JERSEY HUB	137.58	94.72	158.57	105.33	58.64	71.28	99.23	119.49	116.29	144.23	129.48	122.16	104.82	117.43	98.39	114.18	129.16	146.95	126.28	123.29	109.80	92.63	57.47	62.51	110 / 116
Percent Forecast	2.23	2.24	1.98	2.12	2.17	2.18	2.24	1.66	0.82	0.63	1.01	1.83	2.53	3.14	3.64	3.65	3.12	2.40	1.04	0.61	0.56	0.13	0.47	1.44	
RTLoad	88.495	86.875	86.135	86.586	88.129	92.719	100.52	105.01	104.87	103.97	103.15	102.21	100.86	99.735	98.717	98.504	100.89	107.68	109.75	108.87	107.04	103.16	97.603	91.752	



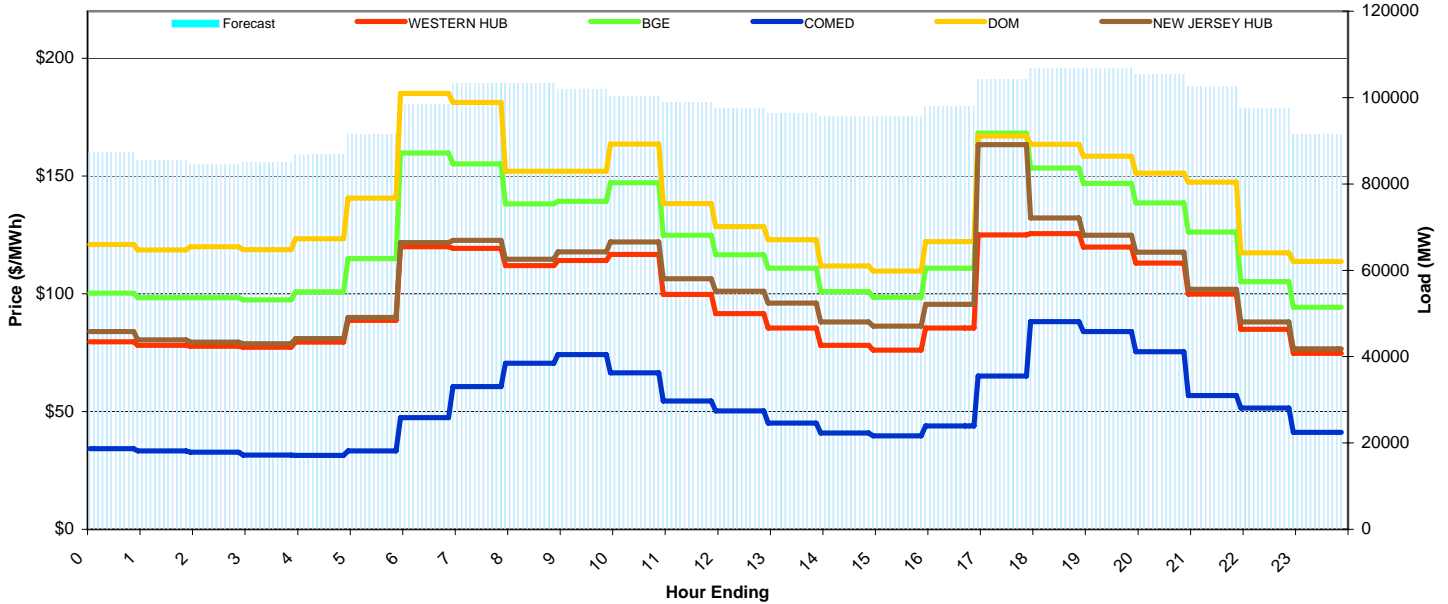
PJM Daily Report

Tuesday January 05, 2010

Price Color Codes: ≤0 >=100 >=200

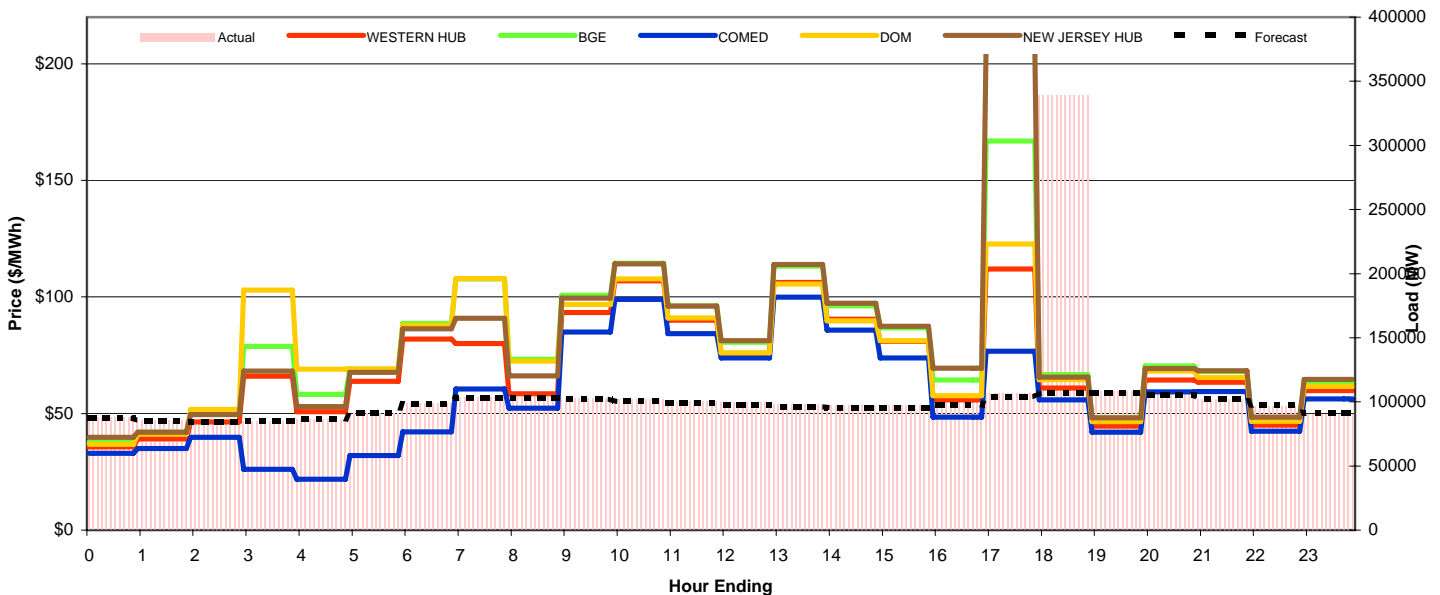
Day-Ahead Prices and Forecast Load

	HE1	HE2	HE3	HE4	HE5	HE6	HE7	HE8	HE9	HE10	HE11	HE12	HE13	HE14	HE15	HE16	HE17	HE18	HE19	HE20	HE21	HE22	HE23	HE24	avg all/peak
WESTERN HUB	79.62	78.20	77.79	77.36	79.44	88.75	120.00	119.31	111.93	114.09	116.71	99.77	91.57	85.54	78.15	76.13	85.52	125.00	125.59	119.87	113.10	99.86	84.89	74.77	97 / 103
BGE	100.32	98.44	98.352	97.488	100.81	115.02	159.81	155.22	138.21	139.31	147.17	124.94	116.56	110.83	101	98.58	110.82	168.27	153.46	146.96	138.56	126.24	105.11	94.319	123 / 130
COMED	34.179	33.331	32.798	31.485	31.35	33.334	47.427	60.539	70.511	74.248	66.435	54.512	50.229	45.077	40.887	39.707	43.941	65.13	88.221	83.923	75.468	56.847	51.482	41.202	52 / 60
DOM	120.9	118.59	120.01	118.8	123.37	140.59	185.11	181.29	152.08	152.12	163.63	138.34	128.54	122.95	111.85	109.71	122.16	167.01	163.45	158.42	151.29	147.42	117.42	113.69	139 / 143
NEW JERSEY HUB	83.98	80.39	79.55	78.81	81.04	89.95	121.75	122.67	114.63	117.83	121.97	106.39	101.09	96.04	88.03	86.26	95.56	163.36	132.22	124.92	117.66	101.86	88.02	76.58	103 / 111
DA Forecast	87.3	85.4	84.5	84.9	86.8	91.4	98.5	103.3	103.3	102.0	100.4	98.9	97.6	96.3	95.6	95.6	97.9	104.2	106.8	106.7	105.3	102.5	97.4	91.4	97 / 101



Preliminary Real-Time Prices with Forecasted and Actual System Load

	HE1	HE2	HE3	HE4	HE5	HE6	HE7	HE8	HE9	HE10	HE11	HE12	HE13	HE14	HE15	HE16	HE17	HE18	HE19	HE20	HE21	HE22	HE23	HE24	avg all/peak
WESTERN HUB	35.67	39.16	46.35	66.01	50.84	63.88	81.93	80.03	58.50	93.35	106.89	90.07	75.71	106.20	90.45	81.01	55.84	111.94	60.90	44.56	64.40	63.43	44.97	59.82	70 / 77
BGE	37.871	41.993	50.345	78.838	58.237	68.824	88.633	107.71	73.322	100.68	114.52	96.203	80.579	113.2	96.185	86.734	64.376	166.92	66.647	48.198	70.405	68.082	48.004	63.687	79 / 88
COMED	32.991	34.98	39.766	26.037	21.83	31.944	42.14	60.53	52.322	84.983	98.995	84.246	73.896	99.923	85.737	73.83	48.481	76.695	55.822	42.013	59.292	59.408	42.341	56.206	58 / 69
DOM	36.781	41.175	51.743	102.92	69.041	69.107	87.795	107.82	72.409	96.769	107.75	90.968	75.973	105.58	89.81	81.305	57.578	122.71	64.448	46.545	68.23	65.406	46.645	61.625	76 / 81
NEW JERSEY HUB	39.78	42.02	49.53	68.15	53.04	67.63	86.34	90.83	66.13	99.47	114.19	96.03	81.20	113.98	97.26	87.37	69.39	208.76	65.57	48.13	69.29	68.30	48.49	64.63	79 / 89
Percent Forecast	0.23	-0.07	-0.06	-0.31	-0.72	-0.72	0.17	0.27	0.23	0.76	1.33	1.56	1.68	2.00	1.96	2.18	2.30	2.36	68.50	1.11	0.71	-0.23	-1.08	-0.99	
RTLoad	87.545	85.313	84.463	84.674	86.169	90.778	98.673	103.63	103.53	102.75	101.72	100.49	99.222	98.302	97.472	97.689	100.22	106.69	339.1	107.9	106.1	102.28	96.399	90.545	



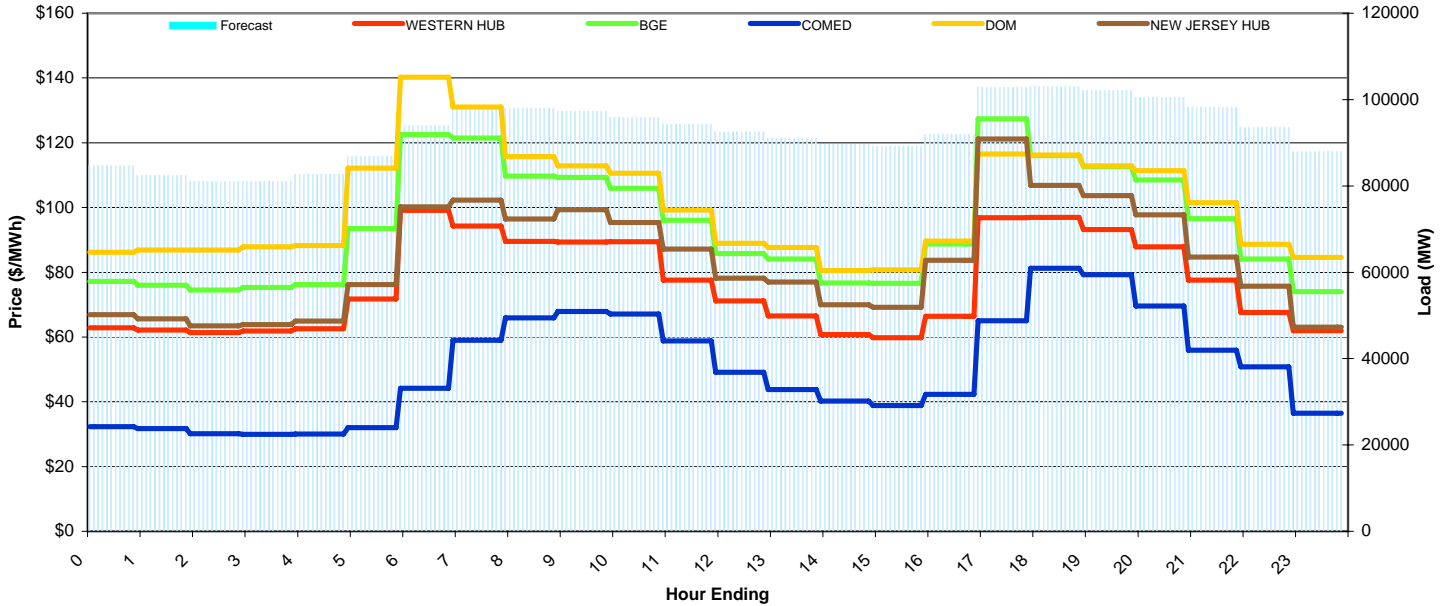
PJM Daily Report

Wednesday January 06, 2010

Price Color Codes: <=0 >=100 >=200

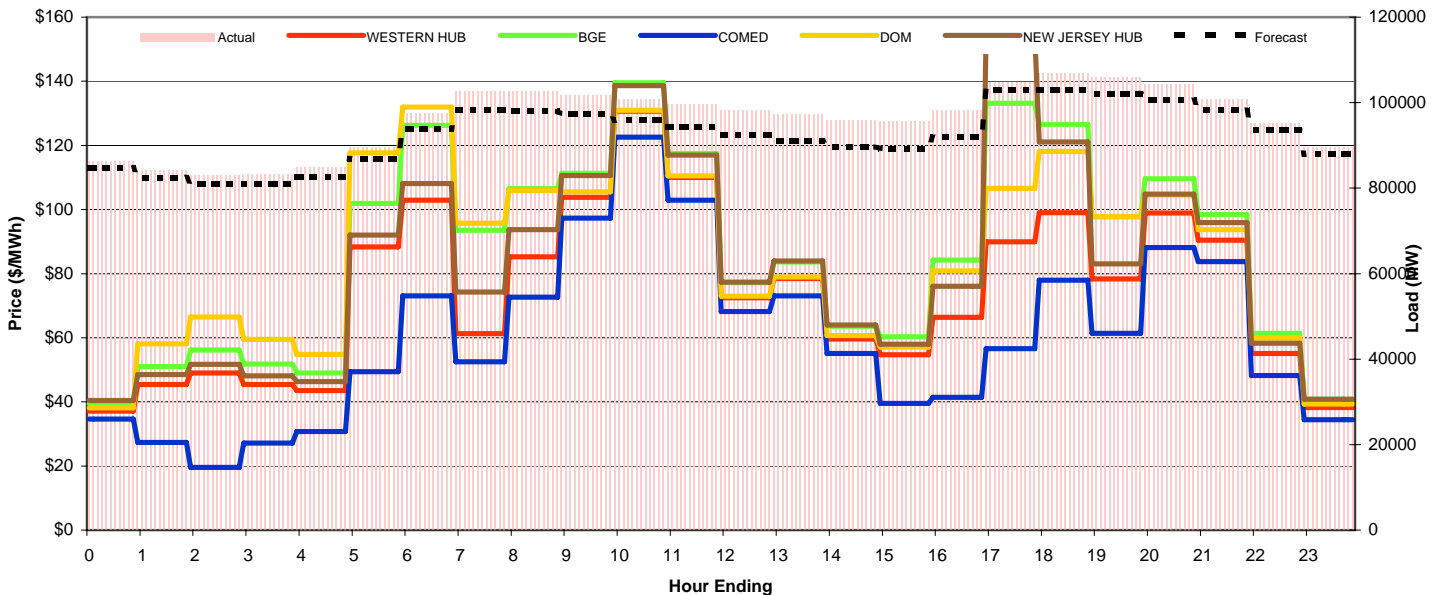
Day-Ahead Prices and Forecast Load

	HE1	HE2	HE3	HE4	HE5	HE6	HE7	HE8	HE9	HE10	HE11	HE12	HE13	HE14	HE15	HE16	HE17	HE18	HE19	HE20	HE21	HE22	HE23	HE24	avg all/peak
WESTERN HUB	62.84	62.16	61.36	61.87	62.57	71.75	99.15	94.27	89.54	89.36	89.40	77.54	71.16	66.48	60.73	59.81	66.46	96.89	96.97	93.16	87.90	77.61	67.62	61.95	76 / 80
BGE	77.135	75.994	74.497	75.301	76.242	93.488	122.54	121.47	109.65	109.27	105.93	96.101	85.797	84.143	76.736	76.547	88.724	127.37	116.07	112.68	108.5	96.54	84.142	74.053	95 / 100
COMED	32.314	31.686	30.123	29.908	30.045	32.024	44.155	58.951	65.935	67.898	67.061	58.792	49.098	43.818	40.254	38.852	42.292	65.006	81.254	79.293	69.596	55.918	50.845	36.5	50 / 58
DOM	86.212	86.844	86.884	87.861	88.257	112.21	140.22	131.01	115.69	112.88	110.56	99.267	88.965	87.64	80.567	80.692	89.605	116.56	116.25	112.84	111.38	101.45	88.669	84.602	101 / 103
NEW JERSEY HUB	66.86	65.66	63.49	63.89	64.93	76.17	100.22	102.32	96.44	99.27	95.39	87.13	78.20	76.94	69.96	69.16	83.70	121.17	106.84	103.69	97.69	84.66	75.75	63.10	84 / 91
DA Forecast	84.7	82.4	81.1	81.1	82.6	86.9	93.9	98.3	98.0	97.3	95.9	94.3	92.5	90.9	89.7	89.2	91.9	102.9	103.0	102.0	100.6	98.2	93.5	87.9	92 / 96



Preliminary Real-Time Prices with Forecasted and Actual System Load

	HE1	HE2	HE3	HE4	HE5	HE6	HE7	HE8	HE9	HE10	HE11	HE12	HE13	HE14	HE15	HE16	HE17	HE18	HE19	HE20	HE21	HE22	HE23	HE24	avg all/peak
WESTERN HUB	37.09	45.43	48.99	45.41	43.49	88.33	102.87	61.31	85.29	103.82	130.65	109.94	72.47	78.46	59.55	54.68	66.34	89.92	99.04	78.35	98.92	90.44	55.07	38.19	74 / 83
BGE	39.465	51.011	56.169	51.76	48.985	101.95	126.24	93.541	106.46	111.31	139.5	117.45	77.166	83.657	63.603	60.332	84.247	133.11	126.6	97.742	109.6	98.366	61.335	40.809	87 / 98
COMED	34.673	27.395	19.544	27.104	30.753	49.436	73.036	52.52	72.658	97.33	122.54	102.9	68.194	73.096	55.112	39.559	41.44	56.594	77.94	61.432	88.159	83.733	48.221	34.482	60 / 71
DOM	38.128	58.075	66.44	59.445	54.771	117.67	132	95.673	105.87	105.53	130.99	110.51	72.947	78.946	60.643	57.131	80.839	106.56	118.13	97.803	104.52	93.713	59.88	39.321	85 / 92
NEW JERSEY HUB	40.38	48.50	51.71	48.15	46.26	92.04	108.11	74.26	93.71	110.59	138.62	116.94	77.37	83.95	63.98	57.96	76.06	154.47	121.08	83.06	104.84	95.95	58.25	40.77	83 / 94
Percent Forecast	1.92	2.06	2.29	2.51	2.74	3.02	3.74	4.25	4.49	4.20	4.76	5.36	5.91	6.39	6.50	6.73	6.34	1.75	3.58	3.65	3.62	2.52	1.80	1.87	
RTLoad	86.309	84.124	82.998	83.169	84.975	89.599	97.572	102.71	102.58	101.56	100.68	99.652	98.278	97.133	95.895	95.692	98.119	104.69	106.77	105.9	104.34	100.76	95.245	89.558	



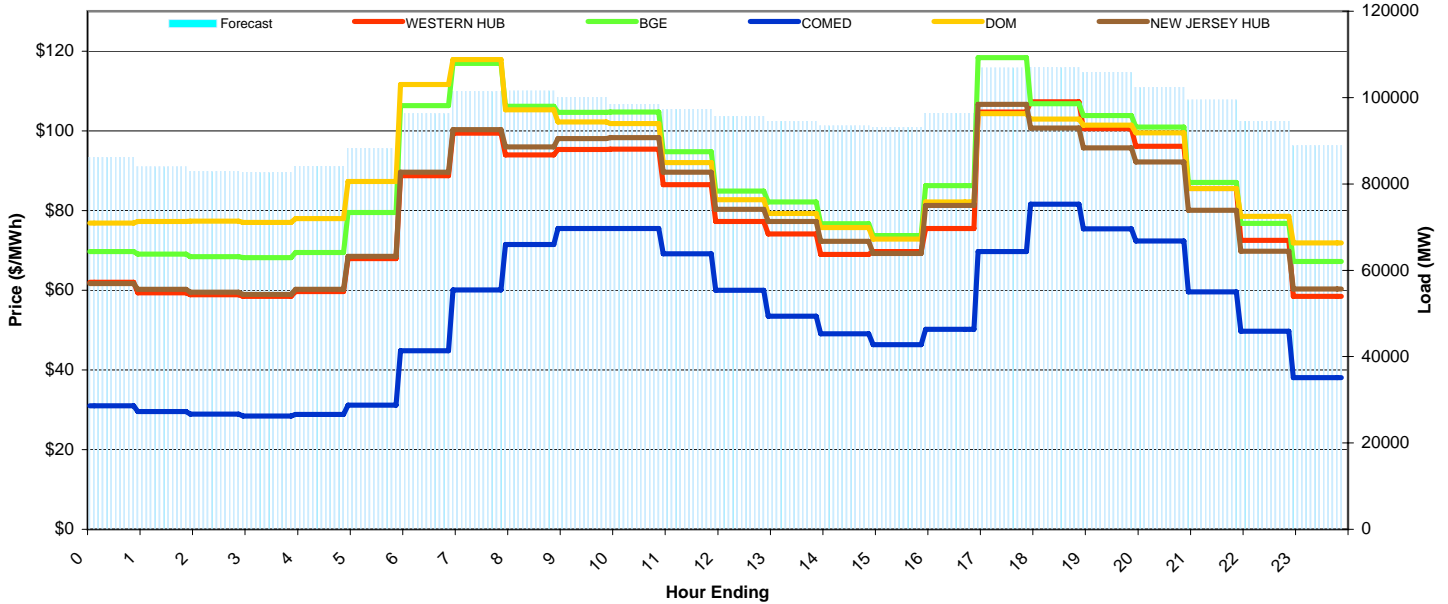
PJM Daily Report

Thursday January 07, 2010

Price Color Codes: ≤0 ≥100 ≥200

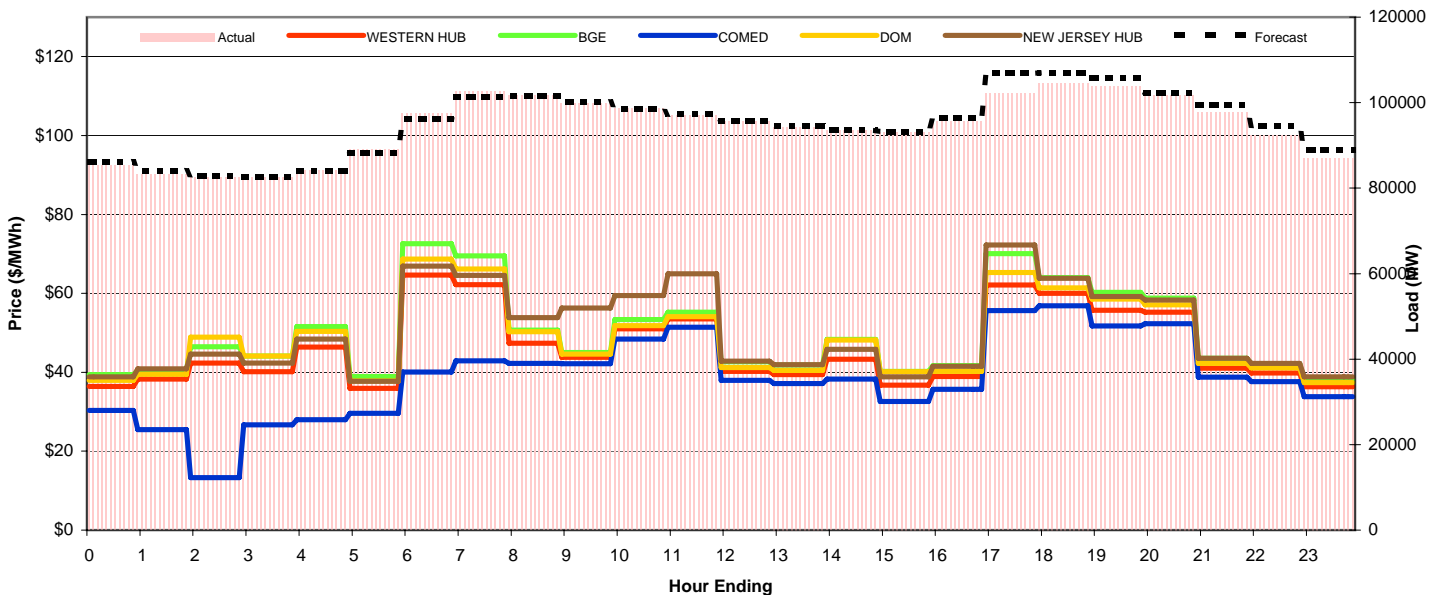
Day-Ahead Prices and Forecast Load

	HE1	HE2	HE3	HE4	HE5	HE6	HE7	HE8	HE9	HE10	HE11	HE12	HE13	HE14	HE15	HE16	HE17	HE18	HE19	HE20	HE21	HE22	HE23	HE24	avg all/peak
WESTERN HUB	61.95	59.35	58.85	58.43	59.66	67.89	88.73	99.39	93.97	95.28	95.36	86.47	77.25	74.08	69.00	69.69	75.49	104.71	107.31	100.56	96.09	85.48	72.47	58.49	80 / 88
BGE	69.677	69.021	68.413	68.142	69.481	79.483	106.31	116.9	106.19	104.66	104.7	94.749	84.85	82.149	76.72	73.735	86.208	118.39	106.77	103.85	100.93	87.022	76.783	67.2	88 / 95
COMED	31.027	29.532	28.885	28.45	28.79	31.125	44.833	60.081	71.485	75.481	75.474	69.142	59.974	53.441	49.064	46.304	50.155	69.679	81.619	75.36	72.337	59.584	49.732	38.04	53 / 64
DOM	76.825	77.262	77.289	77.042	77.98	87.248	111.63	117.85	105.31	102.23	101.84	92.047	82.734	79.239	75.686	72.823	82.154	104.32	102.98	101.38	99.486	85.489	78.55	71.831	89 / 93
NEW JERSEY HUB	61.71	60.23	59.49	58.93	60.21	68.53	89.59	100.28	95.95	98.00	98.28	89.62	80.32	77.23	72.29	69.22	81.26	106.60	100.69	95.75	92.19	80.05	69.76	60.31	80 / 88
DA Forecast	86.2	84.0	82.9	82.7	84.1	88.2	96.3	101.4	101.5	100.1	98.4	97.3	95.7	94.5	93.5	93.2	96.4	106.9	107.0	105.8	102.4	99.5	94.5	88.8	95 / 99



Preliminary Real-Time Prices with Forecasted and Actual System Load

	HE1	HE2	HE3	HE4	HE5	HE6	HE7	HE8	HE9	HE10	HE11	HE12	HE13	HE14	HE15	HE16	HE17	HE18	HE19	HE20	HE21	HE22	HE23	HE24	avg all/peak
WESTERN HUB	36.41	38.24	42.36	40.14	46.40	35.91	64.63	62.22	47.35	43.82	50.97	53.49	40.19	39.44	43.31	36.71	38.90	62.13	60.04	55.70	55.26	41.02	39.86	36.37	46 / 48
BGE	39.376	40.555	46.482	44.092	51.607	38.95	72.612	69.503	50.715	45.032	53.371	55.235	42.642	41.833	48.372	40.202	41.655	70.069	63.979	60.29	58.829	43.576	42.07	38.202	50 / 52
COMED	30.33	25.453	13.304	26.698	27.981	29.609	40.084	42.911	42.272	42.199	48.443	51.438	37.994	37.117	38.311	32.591	35.712	55.661	56.811	51.719	52.336	38.773	37.613	33.785	39 / 44
DOM	37.938	39.464	48.88	44.101	50.368	37.832	68.712	66.212	50.31	44.594	51.801	54.075	41.2	40.48	48.205	40.172	40.26	65.28	61.395	58.557	57.078	42.264	41.099	37.413	49 / 50
NEW JERSEY HUB	38.88	40.88	44.63	42.31	48.43	37.73	66.94	64.53	53.83	56.31	59.44	64.99	42.79	41.94	45.80	38.84	41.51	72.28	63.84	59.17	58.34	43.59	42.23	38.83	50 / 53
Percent Forecast	-0.95	-1.00	-0.50	-0.24	0.07	1.02	1.21	1.11	0.16	-0.25	0.20	-0.29	-0.19	-0.23	-0.09	-0.03	-0.93	-4.61	-2.28	-2.01	-0.56	-1.82	-2.33	-2.04	
RTLload	85.343	83.181	82.481	82.475	84.154	89.087	97.47	102.52	101.67	99.868	98.597	97.012	95.49	94.297	93.402	93.152	95.49	102.17	104.59	103.74	101.79	97.712	92.355	87.063	



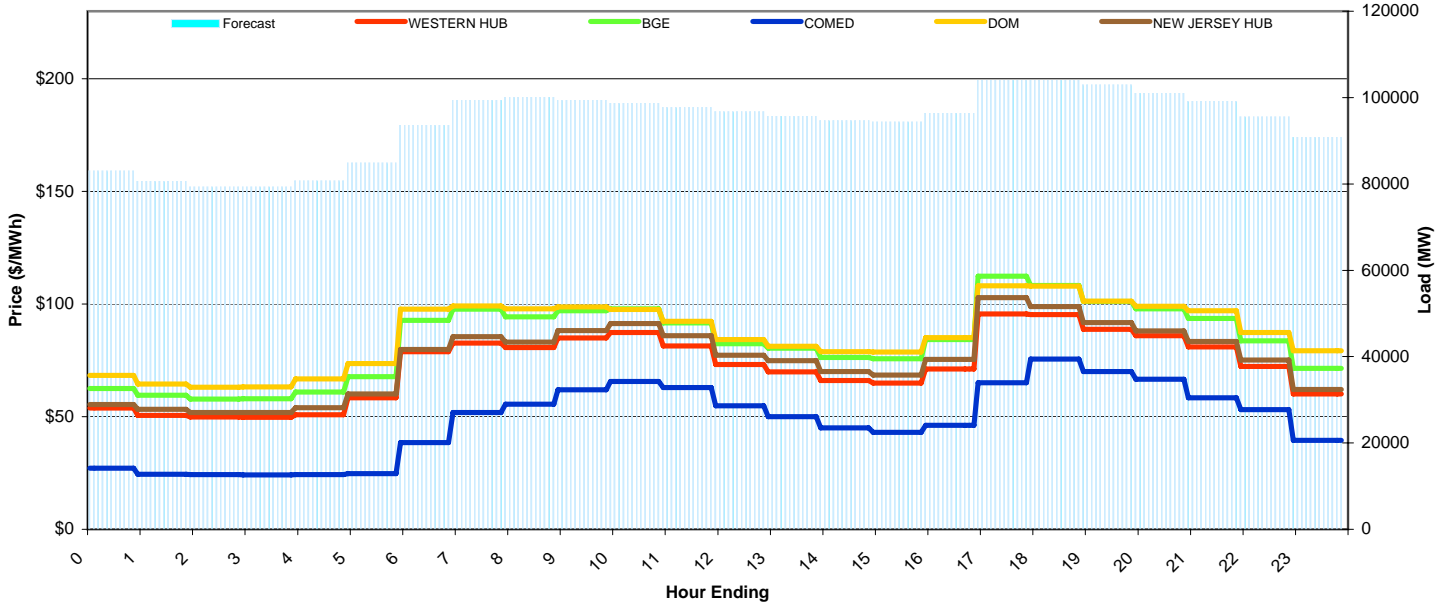
PJM Daily Report

Friday January 08, 2010

Price Color Codes: ≤0 ≥100 ≥200

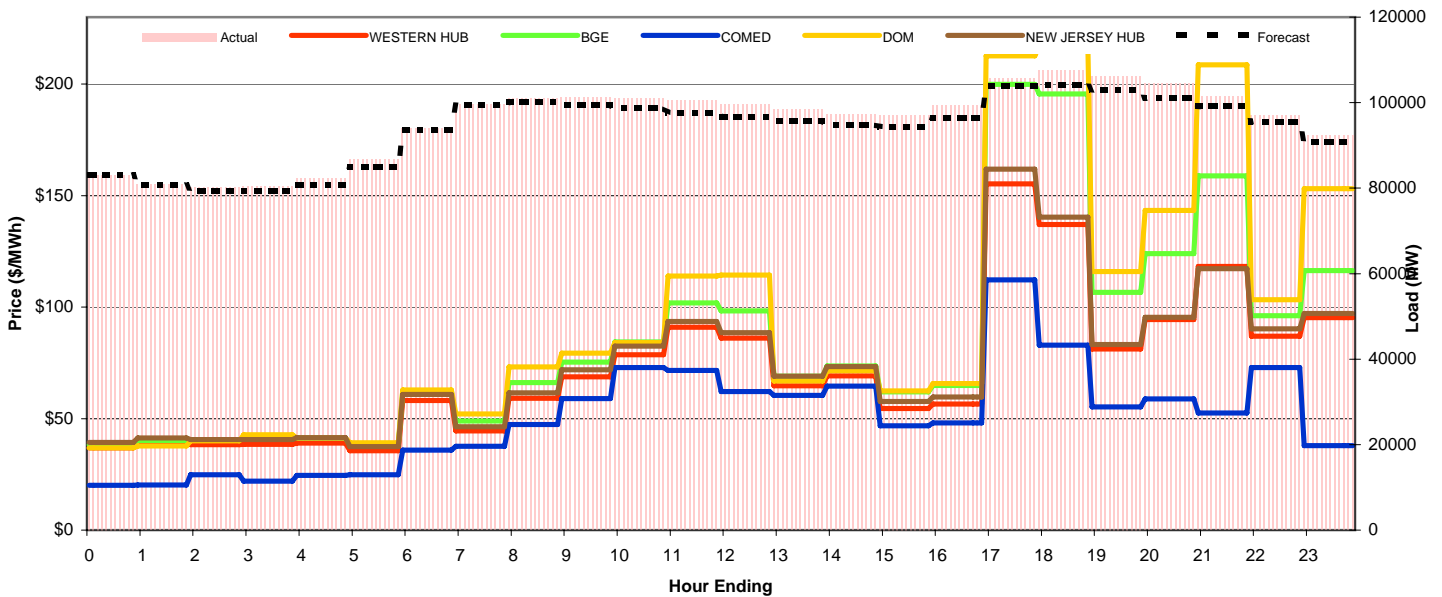
Day-Ahead Prices and Forecast Load

	HE1	HE2	HE3	HE4	HE5	HE6	HE7	HE8	HE9	HE10	HE11	HE12	HE13	HE14	HE15	HE16	HE17	HE18	HE19	HE20	HE21	HE22	HE23	HE24	avg all/peak
WESTERN HUB	53.90	50.61	49.84	49.79	50.90	58.40	78.83	82.64	80.73	84.97	87.36	81.41	73.19	69.94	66.00	64.88	71.22	95.67	95.39	88.84	85.95	80.97	72.29	60.09	72 / 80
BGE	62.467	59.529	57.864	57.998	60.947	67.704	92.715	97.672	94.381	97.06	97.867	91.585	82.452	80.363	76.287	75.649	84.184	112.41	108.24	101.21	97.86	93.664	83.697	71.508	84 / 92
COMED	27.125	24.399	24.226	24.117	24.27	24.787	38.48	51.829	55.531	61.98	65.678	62.975	54.868	49.959	45.008	43.022	46.109	65.129	75.556	70.07	66.627	58.367	53.066	39.512	48 / 58
DOM	68.274	64.523	63.052	63.282	66.839	73.625	97.752	99.178	97.89	98.711	97.614	92.301	84.242	81.242	78.844	78.665	85.13	108.11	108.02	101.33	98.96	97.047	87.43	79.332	86 / 93
NEW JERSEY HUB	55.44	53.20	51.90	51.85	53.95	60.09	79.83	85.56	83.05	88.19	91.31	86.00	77.29	74.86	70.09	68.45	75.37	102.86	98.83	91.75	88.09	83.38	75.09	62.09	75 / 84
DA Forecast	83.0	80.6	79.3	79.3	80.7	84.9	93.6	99.4	100.1	99.4	98.6	97.7	96.7	95.7	94.7	94.4	96.4	104.0	104.1	103.0	101.1	99.1	95.5	90.8	94 / 99



Preliminary Real-Time Prices with Forecasted and Actual System Load

	HE1	HE2	HE3	HE4	HE5	HE6	HE7	HE8	HE9	HE10	HE11	HE12	HE13	HE14	HE15	HE16	HE17	HE18	HE19	HE20	HE21	HE22	HE23	HE24	avg all/peak
WESTERN HUB	36.89	39.08	38.36	38.45	39.08	35.63	58.08	44.50	59.07	68.68	78.65	90.90	86.14	64.78	69.15	54.59	56.53	155.23	137.00	81.18	94.39	118.29	87.00	95.30	72 / 84
BGE	38.253	40.144	40.256	41.043	41.284	38.199	62.141	48.897	66.205	75.367	84.402	101.87	98.329	68.984	73.602	61.997	64.889	199.94	195.55	106.56	124.01	158.77	96.076	116.38	85 / 102
COMED	20.054	20.284	24.79	21.911	24.602	24.866	35.931	37.546	47.409	59.02	72.897	71.653	62.084	60.463	64.497	46.835	48.028	112.19	82.88	55.258	58.825	52.504	72.96	37.94	51 / 63
DOM	36.803	37.71	40.07	42.723	41.35	39.228	62.84	52.087	73.129	79.401	84.056	113.94	114.38	66.857	71.483	62.444	65.686	212.61	216.97	115.9	143.28	208.59	103.26	153.02	93 / 112
NEW JERSEY HUB	39.24	41.31	40.57	40.60	41.52	37.49	60.89	46.31	61.62	71.89	82.54	93.51	88.59	68.95	73.36	57.73	59.74	161.80	140.30	83.19	95.37	117.22	90.25	97.16	75 / 87
Percent Forecast	0.10	0.37	1.02	1.40	1.90	2.19	0.43	0.10	0.96	1.68	2.39	2.76	2.86	2.79	2.57	2.83	2.96	1.61	3.24	3.05	3.26	2.36	1.56	1.57	
RTLoad	83.123	80.888	80.147	80.458	82.289	86.766	94.024	99.498	101.05	101.1	101.05	100.49	99.573	98.413	97.172	97.128	99.324	105.71	107.54	106.22	104.46	101.49	97.043	92.207	



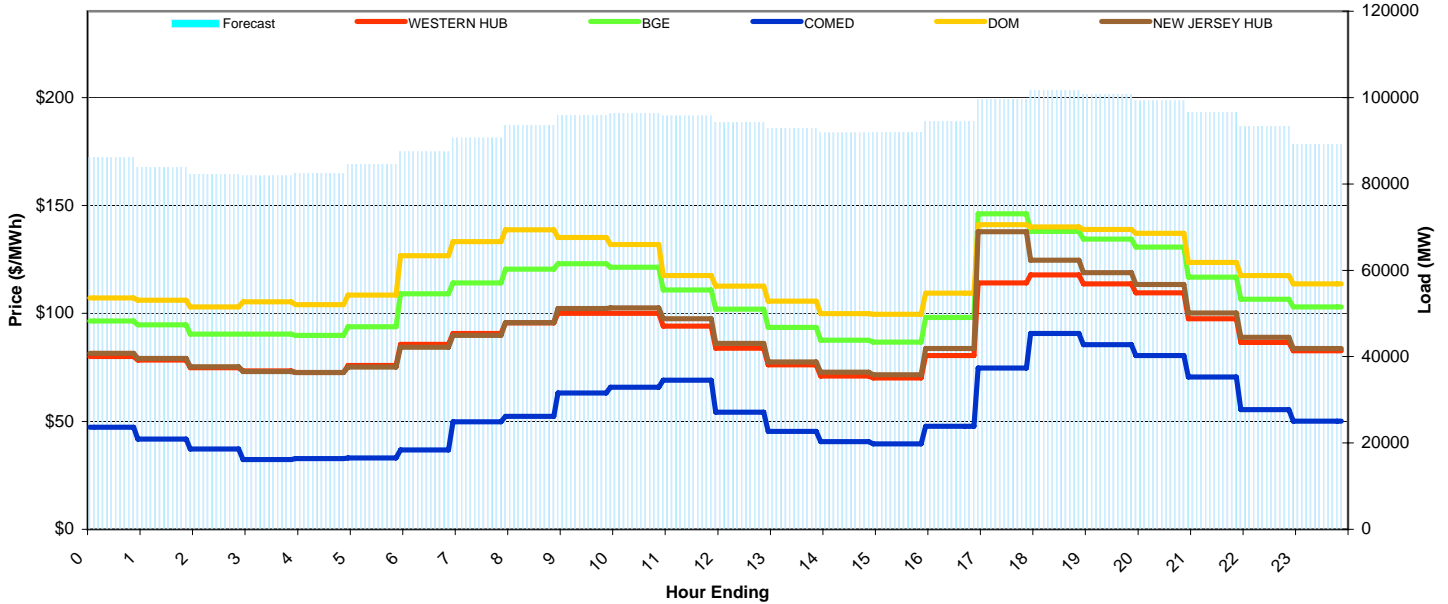
PJM Daily Report

Saturday January 09, 2010

Price Color Codes: ≤0 ≥100 ≥200

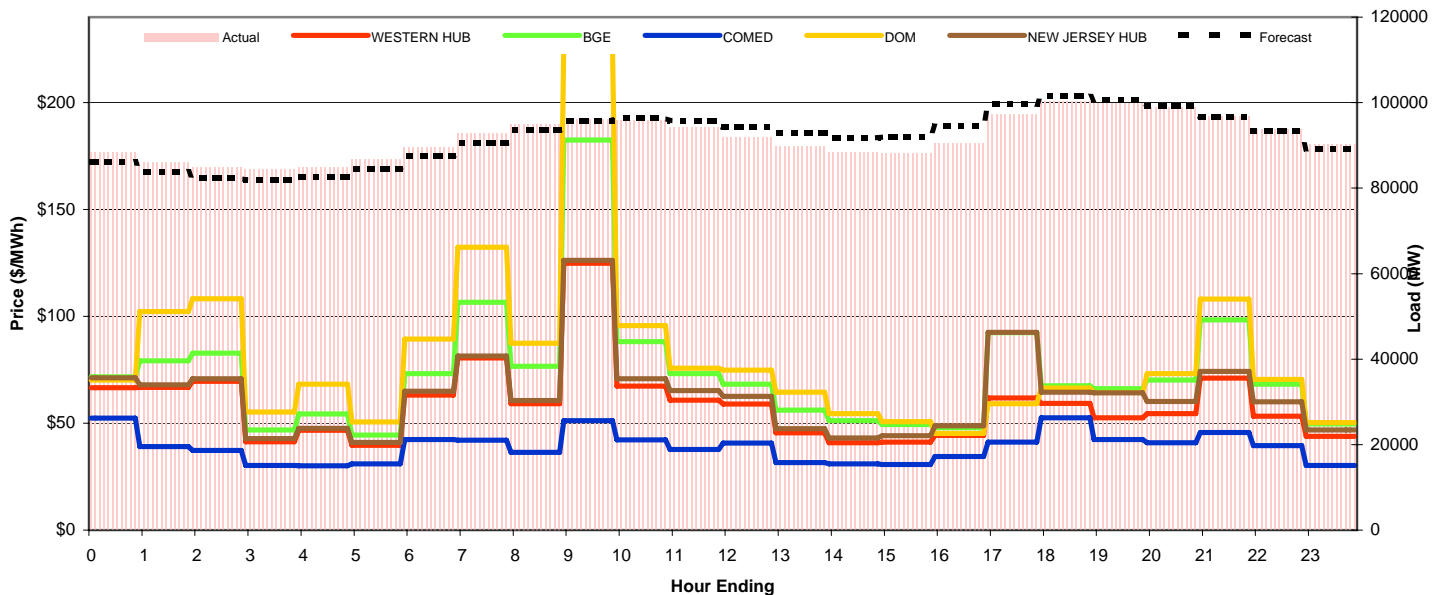
Day-Ahead Prices and Forecast Load

	HE1	HE2	HE3	HE4	HE5	HE6	HE7	HE8	HE9	HE10	HE11	HE12	HE13	HE14	HE15	HE16	HE17	HE18	HE19	HE20	HE21	HE22	HE23	HE24	avg all/peak
WESTERN HUB	80.00	78.47	74.79	73.31	72.57	75.90	85.74	90.76	95.60	100.00	100.00	94.20	83.95	76.19	71.03	70.14	80.49	114.17	117.91	113.74	109.58	97.52	86.54	82.70	89 / 94
BGE	96.528	94.719	90.48	90.486	89.799	93.823	109.1	114.16	120.48	123.04	121.44	110.9	102.04	93.531	87.603	86.65	98.143	146.22	137.98	134.51	130.68	116.86	106.56	102.99	108 / 114
COMED	47.287	41.829	37.182	32.285	32.776	32.992	36.823	49.74	52.295	63.096	65.839	69.145	54.195	45.308	40.686	39.641	47.731	74.645	90.688	85.545	80.451	70.598	55.425	50.129	54 / 62
DOM	107.23	106.1	103	105.45	104.03	108.53	126.81	133.29	138.73	135.21	131.98	117.54	112.62	105.76	99.909	99.643	109.39	141.18	140.05	138.94	137.12	123.66	117.6	113.72	119 / 124
NEW JERSEY HUB	81.46	79.13	75.26	73.13	72.61	75.20	84.29	89.90	95.81	102.22	102.53	97.48	86.13	77.57	72.73	71.64	83.79	137.85	124.70	118.82	113.45	100.25	88.95	83.68	91 / 98
DA Forecast	86.2	83.8	82.3	81.9	82.5	84.5	87.5	90.6	93.6	95.8	96.3	95.7	94.2	92.8	91.8	91.9	94.5	99.6	101.6	100.7	99.3	96.7	93.3	89.1	92 / 96



Preliminary Real-Time Prices with Forecasted and Actual System Load

	HE1	HE2	HE3	HE4	HE5	HE6	HE7	HE8	HE9	HE10	HE11	HE12	HE13	HE14	HE15	HE16	HE17	HE18	HE19	HE20	HE21	HE22	HE23	HE24	avg all/peak
WESTERN HUB	66.59	66.80	69.65	41.38	46.69	39.69	63.22	80.57	59.13	124.90	67.36	60.73	58.95	45.54	40.81	41.22	44.37	61.78	59.29	52.62	54.49	71.11	53.23	43.88	59 / 61
BGE	71.687	79.184	82.847	46.848	54.36	44.407	73.24	106.57	76.622	182.43	88.182	73.18	68.319	56.164	51.175	49.479	47.916	92.438	67.547	66.133	70.287	98.438	68.285	49.687	74 / 79
COMED	52.405	39.113	37.333	30.198	30.079	30.994	42.342	42.117	36.379	51.195	42.242	37.657	40.749	31.519	31.004	30.717	34.44	41.161	52.591	42.364	40.804	45.727	39.585	30.22	39 / 40
DOM	70.181	102.23	108.29	55.211	68.256	50.679	89.393	132.32	87.482	227.9	95.6	75.83	74.901	64.495	54.438	50.799	45.165	59.075	66.452	64.343	73.174	108.04	70.538	50.26	81 / 84
NEW JERSEY HUB	71.20	68.04	70.78	42.85	47.68	41.00	65.02	81.39	60.71	126.16	70.76	65.22	62.63	47.51	43.08	44.13	48.88	92.46	64.48	64.17	60.18	74.27	60.05	46.80	63 / 67
Percent Forecast	2.39	2.55	2.96	3.02	2.74	2.51	2.39	2.41	1.49	0.35	-0.39	-1.70	-2.59	-3.41	-4.01	-4.38	-4.27	-2.54	-1.42	-0.94	-0.44	0.10	0.49	1.27	
RTLoad	88.315	85.986	84.814	84.429	84.855	86.709	89.603	92.856	94.97	96.155	95.929	94.147	91.857	89.789	88.273	88.073	90.588	97.142	100.2	99.779	98.816	96.76	93.808	90.284	



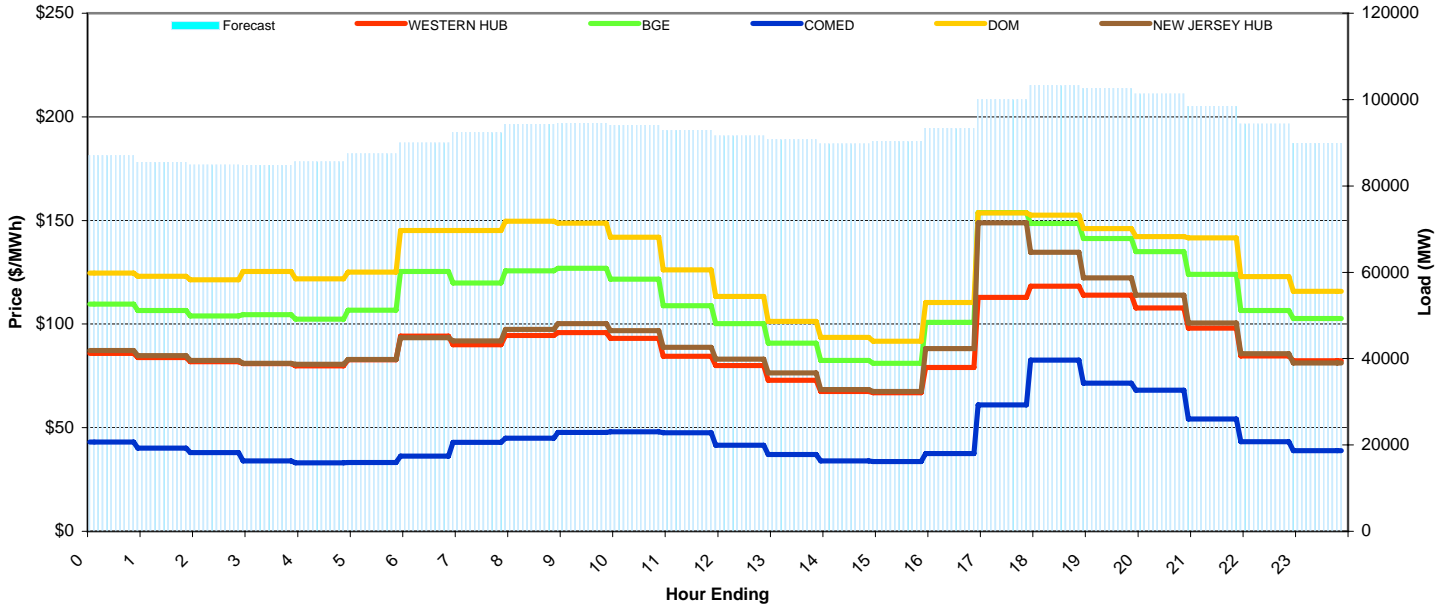
PJM Daily Report

Sunday January 10, 2010

Price Color Codes: <=0 >=100 >=200

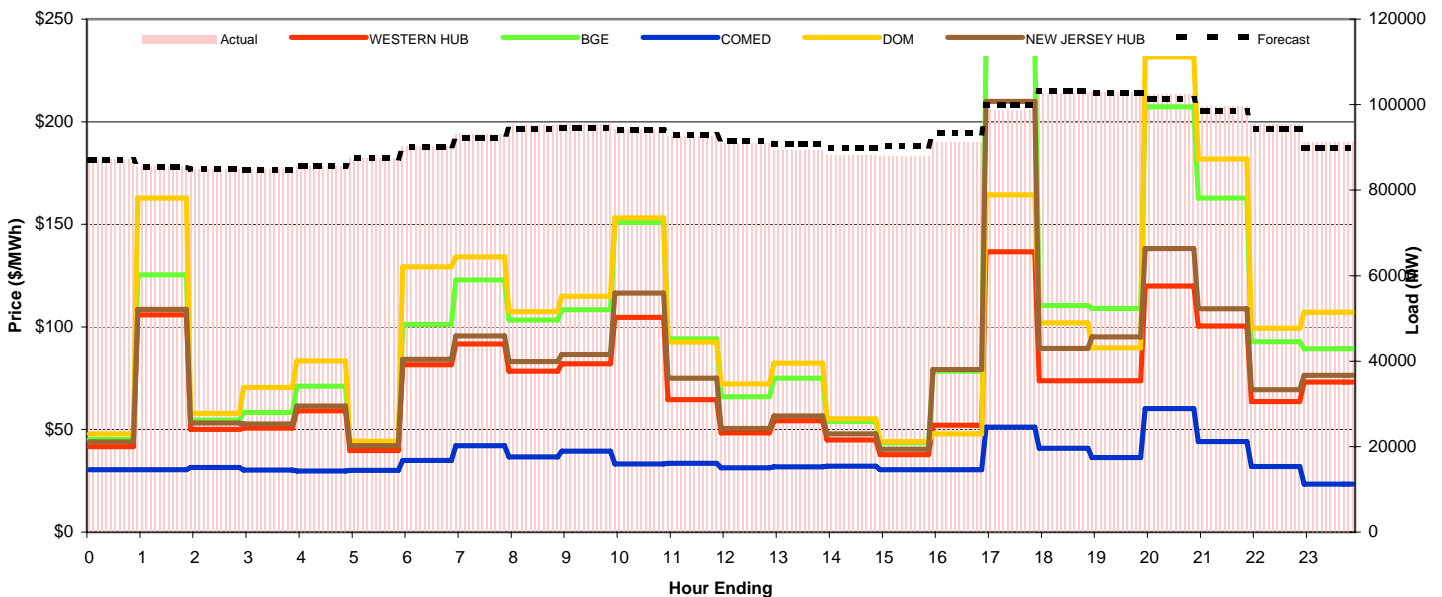
Day-Ahead Prices and Forecast Load

	HE1	HE2	HE3	HE4	HE5	HE6	HE7	HE8	HE9	HE10	HE11	HE12	HE13	HE14	HE15	HE16	HE17	HE18	HE19	HE20	HE21	HE22	HE23	HE24	avg all/peak
WESTERN HUB	85.83	83.88	81.79	80.91	79.87	82.72	94.12	89.96	94.45	95.95	93.06	84.50	80.00	72.87	67.54	66.80	78.99	112.88	118.21	114.00	107.83	98.00	84.60	82.29	89 / 91
BGE	109.64	106.52	103.86	104.5	102.42	106.75	125.37	119.89	125.7	126.92	121.75	108.93	100.15	90.816	82.474	81.081	100.85	153.8	148.54	141.33	134.92	124.04	106.56	102.69	114 / 117
COMED	43.08	40.206	37.922	34.005	33.075	33.179	36.273	42.868	44.897	47.772	47.982	47.603	41.546	37.022	33.957	33.691	37.487	60.94	82.69	71.541	68.16	54.206	43.223	38.904	46 / 50
DOM	124.59	123.06	121.38	125.46	121.87	125	145.23	145.18	149.63	148.78	141.85	126.15	113.32	101.31	93.551	91.76	110.38	153.69	152.56	146.09	142.21	141.62	122.98	115.75	128 / 130
NEW JERSEY HUB	87.28	84.84	82.46	81.01	80.58	83.00	93.37	91.89	97.45	100.22	96.85	88.72	83.05	76.42	68.47	67.55	88.12	148.85	134.70	122.25	113.96	100.54	85.63	81.27	93 / 98
DA Forecast	87.0	85.5	84.9	84.8	85.6	87.5	90.0	92.3	94.3	94.5	94.1	92.9	91.6	90.8	89.8	90.3	93.4	100.0	103.3	102.7	101.4	98.5	94.3	89.9	92 / 95



Preliminary Real-Time Prices with Forecasted and Actual System Load

	HE1	HE2	HE3	HE4	HE5	HE6	HE7	HE8	HE9	HE10	HE11	HE12	HE13	HE14	HE15	HE16	HE17	HE18	HE19	HE20	HE21	HE22	HE23	HE24	avg all/peak
WESTERN HUB	41.60	105.92	50.12	50.76	59.13	39.73	81.53	91.70	78.38	82.11	104.68	64.64	48.37	54.30	44.85	37.74	52.04	136.60	73.75	73.73	119.96	100.44	63.59	73.18	72 / 77
BGE	45.247	125.46	54.518	58.369	71.049	43.577	101.21	122.97	103.43	108.37	151.04	94.192	66.024	74.951	53.964	43.564	78.375	238.21	110.35	109	207.31	162.88	92.811	89.378	100 / 114
COMED	30.38	30.383	31.462	30.254	29.822	30.05	35.004	42.186	36.606	39.499	33.232	33.59	31.418	31.819	32.117	30.487	30.344	51.126	40.814	36.345	60.198	44.092	31.975	23.415	35 / 38
DOM	47.941	162.81	57.896	70.513	83.387	44.369	129.25	134.14	107.42	114.99	153.14	92.569	72.26	82.393	55.234	44.107	47.824	164.37	102.06	89.771	231.66	181.84	99.301	107.11	103 / 111
NEW JERSEY HUB	44.04	108.55	53.10	52.76	61.38	42.18	84.29	95.56	83.18	86.49	116.46	75.01	50.60	56.59	47.81	40.35	79.24	209.95	89.49	95.15	138.19	108.93	69.44	76.47	82 / 90
Percent Forecast	0.20	0.04	-0.21	0.04	0.06	-0.03	0.35	0.80	0.89	0.95	0.09	-0.32	-0.57	-1.53	-1.82	-2.61	-2.46	-1.26	-0.60	0.06	0.97	1.14	1.11	1.48	
RTLload	87.182	85.521	84.706	84.856	85.657	87.451	90.272	93.065	95.1	95.383	94.141	92.622	91.06	89.382	88.187	87.979	91.106	98.771	102.64	102.75	102.35	99.631	95.375	91.245	



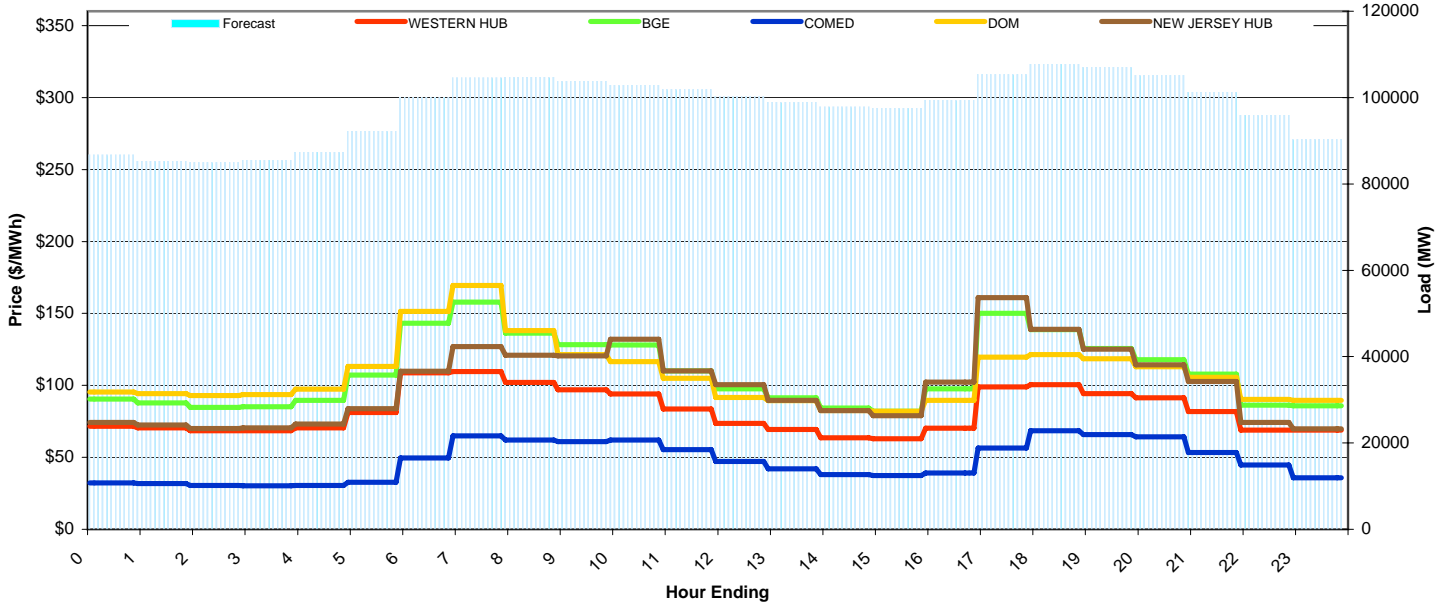
PJM Daily Report

Monday January 11, 2010

Price Color Codes: <=0 >=100 >=200

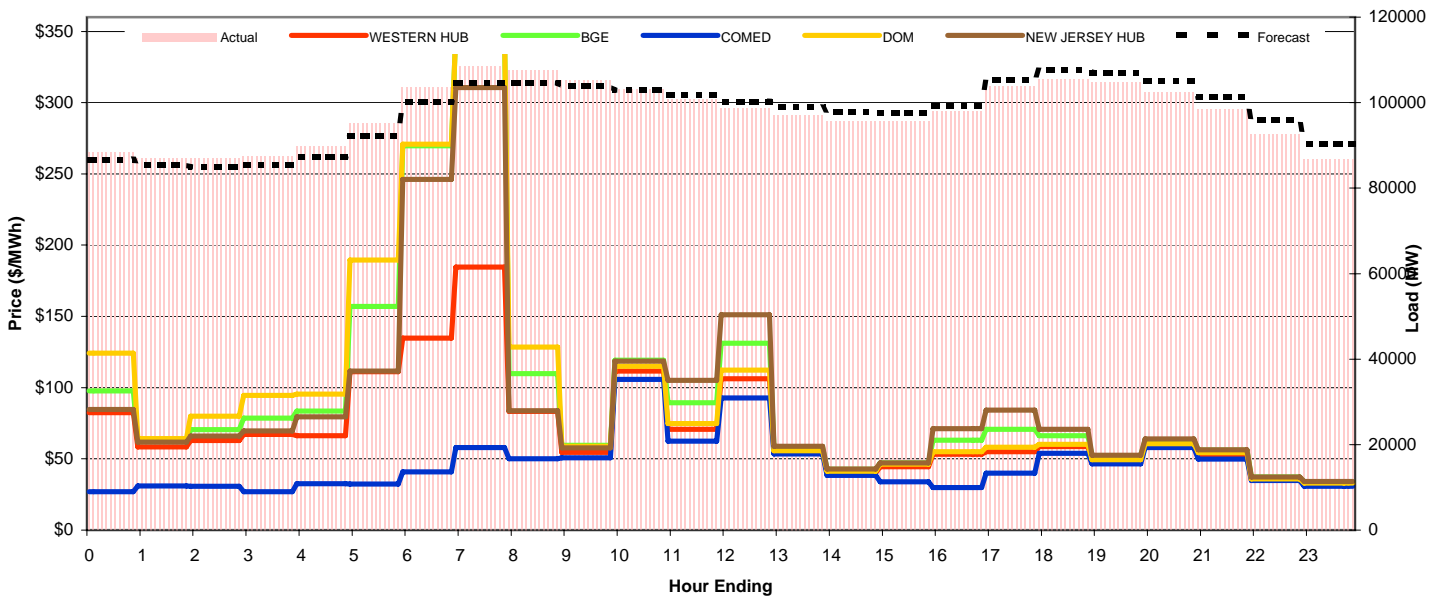
Day-Ahead Prices and Forecast Load

	HE1	HE2	HE3	HE4	HE5	HE6	HE7	HE8	HE9	HE10	HE11	HE12	HE13	HE14	HE15	HE16	HE17	HE18	HE19	HE20	HE21	HE22	HE23	HE24	avg all/peak
WESTERN HUB	71.59	70.56	68.41	68.49	70.53	81.10	108.63	109.72	102.14	97.03	94.10	83.51	73.70	69.34	63.62	63.01	70.21	98.92	100.50	94.33	91.31	81.89	68.93	68.94	82 / 85
BGE	90.394	87.848	84.81	85.202	89.695	107.24	143.29	157.95	136.39	128.39	128	110.14	97.653	91.482	84.351	82.031	97.679	150	138.74	125.7	117.88	107.76	86.17	85.94	109 / 115
COMED	32.342	31.714	30.409	30.241	30.493	32.582	49.59	64.861	62.029	60.998	62.027	55.462	47.124	41.989	37.939	37.379	39.108	56.427	68.579	65.852	64.21	53.462	44.673	35.735	47 / 54
DOM	95.437	94.353	92.91	93.558	97.327	113.11	151.32	169.37	138	121.47	116.48	105.04	91.669	89.281	82.397	81.94	89.6	119.71	121.46	118.61	113.06	105.65	90.353	89.613	108 / 110
NEW JERSEY HUB	74.22	72.53	70.12	70.49	73.07	83.91	109.80	126.86	120.93	120.45	132.12	110.05	100.57	89.52	82.57	78.93	102.32	161.04	139.08	125.20	114.28	102.83	74.35	69.76	100 / 111
DA Forecast	86.7	85.3	84.9	85.5	87.3	92.2	100.1	104.6	104.7	103.8	102.8	101.8	100.2	98.9	97.8	97.6	99.3	105.3	107.7	107.0	105.1	101.2	95.9	90.3	98 / 102



Preliminary Real-Time Prices with Forecasted and Actual System Load

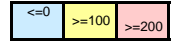
	HE1	HE2	HE3	HE4	HE5	HE6	HE7	HE8	HE9	HE10	HE11	HE12	HE13	HE14	HE15	HE16	HE17	HE18	HE19	HE20	HE21	HE22	HE23	HE24	avg all/peak
WESTERN HUB	82.46	58.30	62.85	67.16	66.19	111.14	134.82	184.53	83.22	54.55	111.53	70.82	106.33	54.74	40.22	44.46	53.27	55.03	58.57	48.70	59.65	52.83	35.10	32.08	72 / 70
BGE	97.655	62.799	70.524	78.636	83.518	157.01	269.66	350.66	109.91	59.421	119.3	89.484	131.11	57.931	42.618	47.217	63.042	70.764	66.153	51.869	63.315	56.221	37.178	33.985	95 / 89
COMED	26.906	30.988	30.687	26.871	32.545	32.435	40.829	57.951	49.999	50.667	105.69	62.353	92.812	53.43	38.507	33.948	29.896	40.085	53.944	46.385	57.881	49.938	34.807	30.782	46 / 54
DOM	124.18	64.298	80.049	94.45	95.491	189.65	270.91	350.04	128.56	58.743	115.03	74.728	112.28	55.639	41.255	46.221	54.966	58.145	60.259	49.492	60.625	54.31	35.916	33.004	96 / 85
NEW JERSEY HUB	84.61	61.65	65.97	69.61	79.39	111.70	246.07	310.67	83.79	57.62	118.54	105.05	151.07	58.76	42.95	47.13	71.17	84.11	70.66	52.52	63.98	56.31	37.38	34.21	90 / 88
Percent Forecast	1.70	2.02	2.29	2.31	2.72	3.01	3.28	3.65	2.74	1.33	0.25	-1.06	-1.60	-1.83	-2.28	-2.08	-1.31	-1.49	-2.05	-2.30	-2.59	-2.82	-3.50	-3.94	
RTLload	88.223	87.081	86.924	87.532	89.745	95.053	103.49	108.57	107.64	105.21	103.1	100.78	98.661	97.092	95.635	95.572	98.005	103.76	105.56	104.62	102.43	98.464	92.69	86.842	



PJM Daily Report

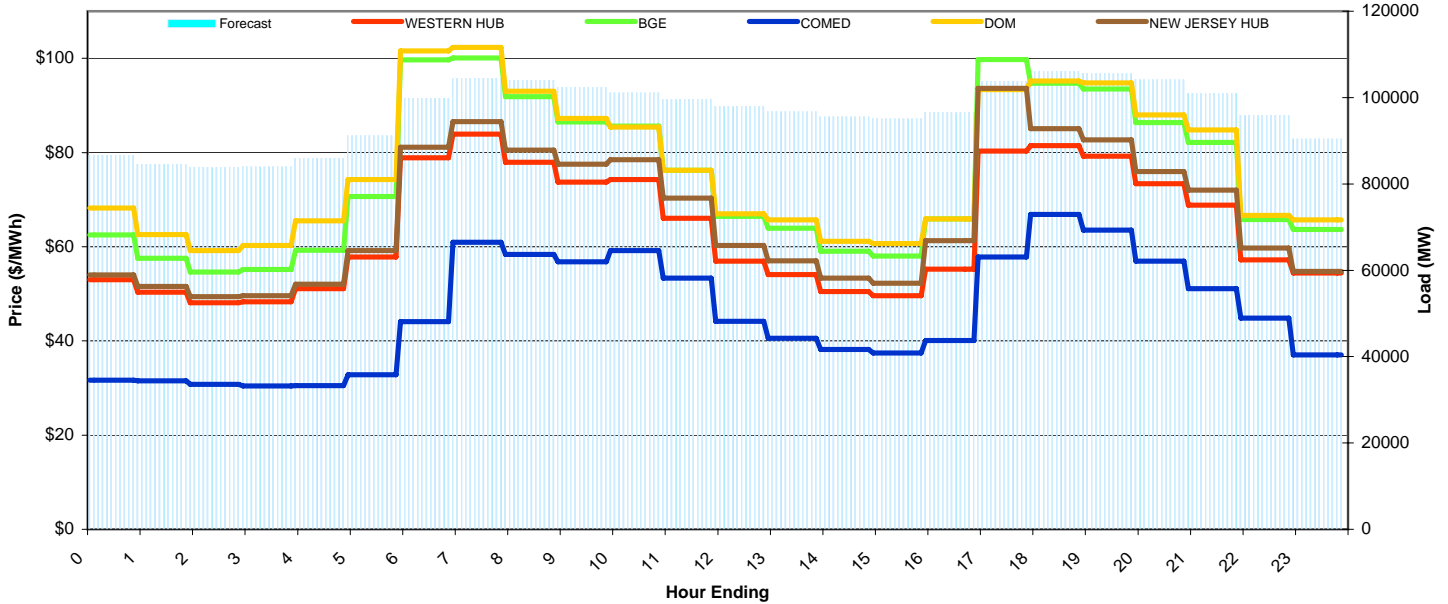
Tuesday January 12, 2010

Price Color Codes:



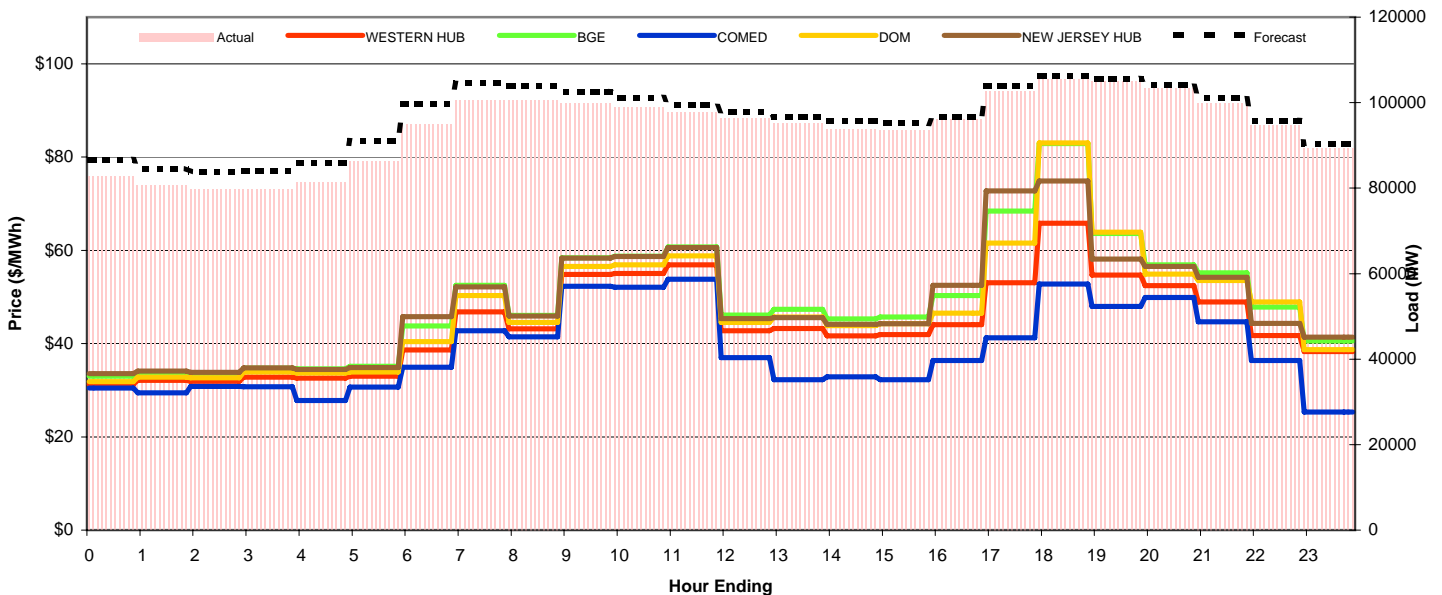
Day-Ahead Prices and Forecast Load

	HE1	HE2	HE3	HE4	HE5	HE6	HE7	HE8	HE9	HE10	HE11	HE12	HE13	HE14	HE15	HE16	HE17	HE18	HE19	HE20	HE21	HE22	HE23	HE24	avg all/peak
WESTERN HUB	52.97	50.34	48.07	48.28	51.09	57.83	78.88	83.88	77.96	73.74	74.23	66.05	56.93	54.05	50.51	49.60	55.27	80.29	81.48	79.23	73.39	68.85	57.22	54.44	64 / 68
BGE	62.511	57.553	54.646	55.171	59.224	70.659	99.703	100.08	91.853	86.486	85.577	76.253	66.445	63.959	59.023	57.995	65.9	99.74	94.713	93.468	86.339	82.136	65.757	63.688	75 / 80
COMED	31.637	31.5	30.812	30.446	30.513	32.824	44.12	60.937	58.389	56.788	59.19	53.319	44.175	40.575	38.193	37.464	40.078	57.832	66.877	63.512	56.945	51.071	44.83	37.063	46 / 52
DOM	68.182	62.604	59.189	60.28	65.479	74.244	101.6	102.34	93.032	87.218	85.416	76.236	67.016	65.725	61.168	60.651	65.881	93.335	95.155	94.807	87.958	84.818	66.641	65.689	77 / 80
NEW JERSEY HUB	54.02	51.54	49.38	49.59	52.03	59.17	81.13	86.57	80.53	77.50	78.48	70.30	60.25	56.98	53.35	52.22	61.29	93.66	85.09	82.66	75.96	72.05	59.70	54.79	67 / 72
DA Forecast	86.6	84.6	83.8	84.0	85.9	91.1	99.8	104.5	104.0	102.5	101.1	99.5	97.9	96.7	95.6	95.1	96.5	103.9	106.2	105.5	104.1	101.0	95.8	90.4	97 / 101



Preliminary Real-Time Prices with Forecasted and Actual System Load

	HE1	HE2	HE3	HE4	HE5	HE6	HE7	HE8	HE9	HE10	HE11	HE12	HE13	HE14	HE15	HE16	HE17	HE18	HE19	HE20	HE21	HE22	HE23	HE24	avg all/peak
WESTERN HUB	31.30	32.11	31.89	32.83	32.60	32.99	38.65	46.78	43.18	54.80	55.04	56.91	42.75	43.26	41.68	41.93	44.07	53.02	65.79	54.67	52.45	48.92	41.74	38.26	44 / 49
BGE	32.991	33.823	33.643	34.747	34.552	35.105	43.8	52.476	46.023	58.401	58.753	60.698	46.116	47.332	45.303	45.702	50.293	68.424	82.891	63.599	56.885	55.179	47.857	40.555	49 / 55
COMED	30.5	29.446	30.801	30.75	27.78	30.682	34.934	42.779	41.479	52.283	52.095	53.796	36.987	32.253	32.884	32.254	36.385	41.268	52.756	47.988	49.859	44.666	36.354	25.302	39 / 43
DOM	31.815	32.788	32.673	33.923	33.675	33.898	40.391	50.298	44.559	56.542	56.896	58.795	44.537	45.669	43.841	44.284	46.52	61.53	83.049	63.886	54.882	53.513	48.956	38.71	47 / 54
NEW JERSEY HUB	33.55	34.11	33.85	34.77	34.45	34.85	45.79	52.15	45.91	58.31	58.68	60.62	45.37	45.54	44.13	44.24	52.53	72.73	74.87	58.12	56.57	54.24	44.30	41.38	48 / 54
Percent Forecast	-4.73	-5.00	-5.15	-5.42	-5.59	-5.57	-5.14	-4.02	-3.32	-2.71	-2.21	-1.78	-1.60	-1.65	-2.07	-1.81	-0.46	-1.14	-0.61	-0.53	-0.74	-1.10	-1.17	-1.28	
RTLload	82.703	80.538	79.721	79.674	81.363	86.319	94.932	100.46	100.62	99.751	98.915	97.779	96.368	95.121	93.634	93.426	96.089	102.69	105.51	104.96	103.37	99.933	94.725	89.269	



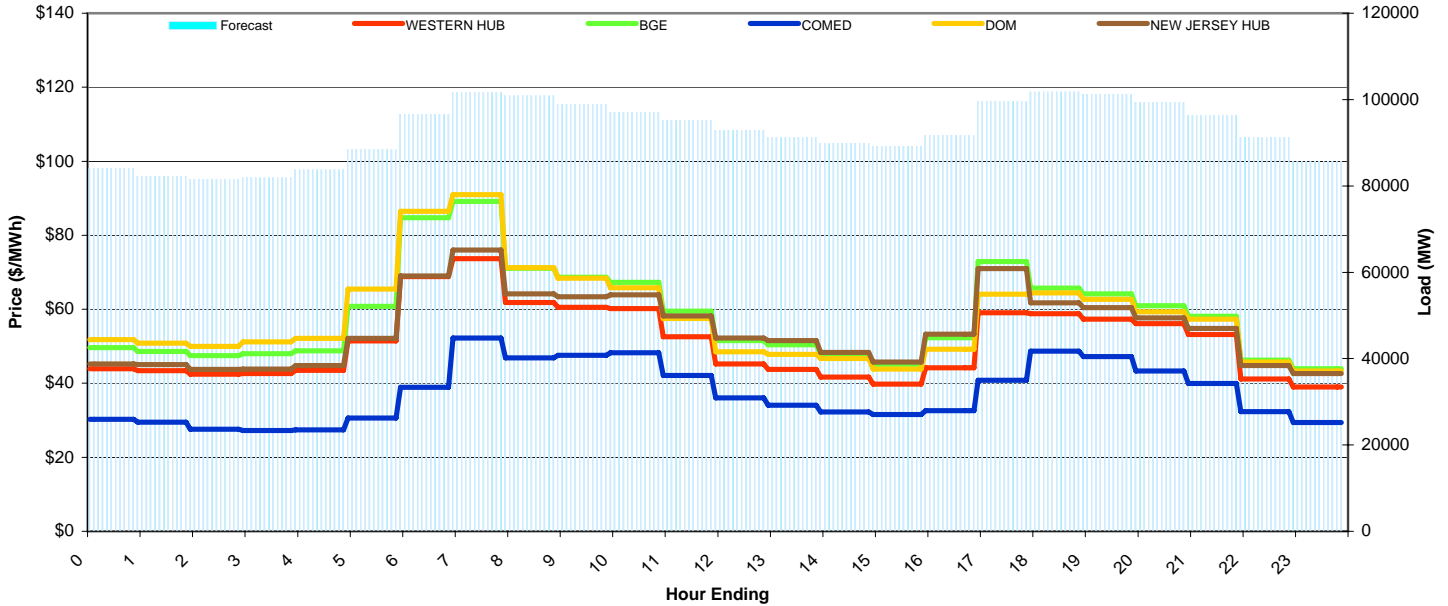
PJM Daily Report

Wednesday January 13, 2010

Price Color Codes: <=0 >=100 >=200

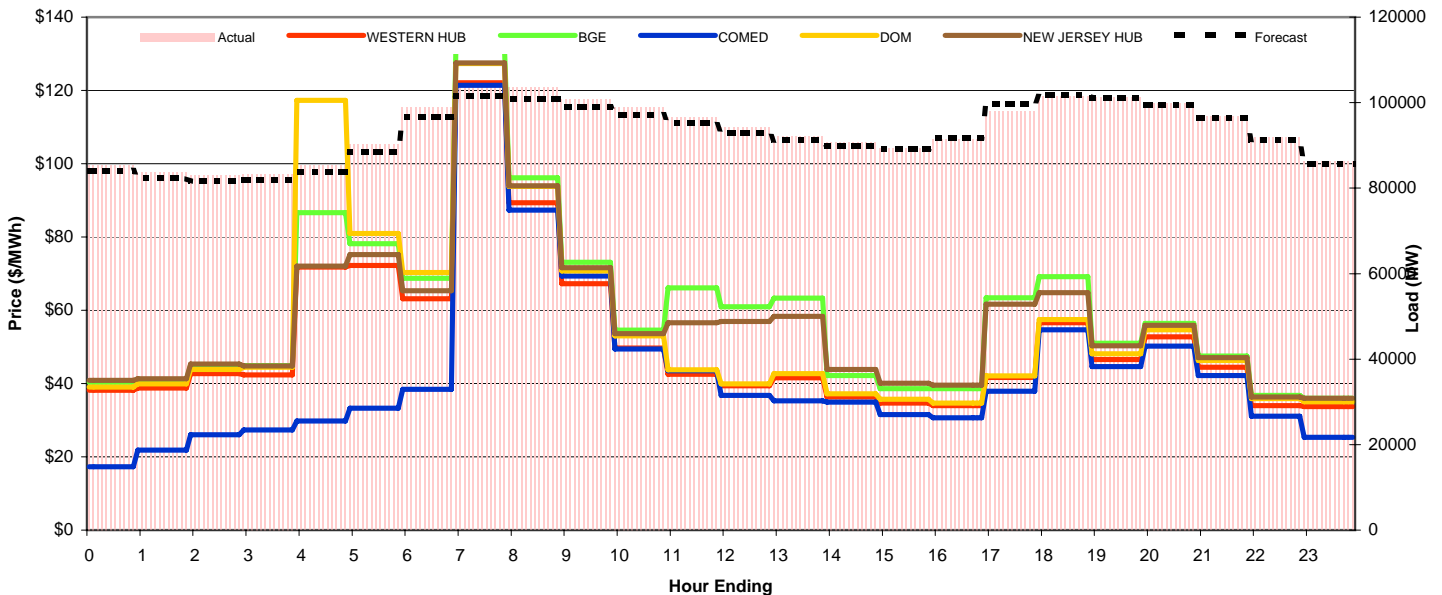
Day-Ahead Prices and Forecast Load

	HE1	HE2	HE3	HE4	HE5	HE6	HE7	HE8	HE9	HE10	HE11	HE12	HE13	HE14	HE15	HE16	HE17	HE18	HE19	HE20	HE21	HE22	HE23	HE24	avg all/peak
WESTERN HUB	43.89	43.44	42.46	42.63	43.53	51.48	68.81	73.67	61.82	60.55	60.22	52.58	45.20	43.76	41.70	39.82	44.20	59.02	58.78	57.37	56.15	53.22	41.13	39.00	51 / 53
BGE	49.632	48.619	47.468	47.998	48.771	60.824	84.718	89.182	71.088	68.658	67.238	59.483	51.495	50.401	47.806	45.099	52.316	72.876	65.722	64.144	60.962	58.139	46.251	43.91	58 / 61
COMED	30.263	29.52	27.569	27.254	27.45	30.584	38.899	52.196	46.864	47.567	48.231	42.086	36.059	34.037	32.24	31.523	32.56	40.824	48.649	47.186	43.284	39.911	32.366	29.416	37 / 41
DOM	51.779	50.828	49.993	51.168	52.136	65.475	86.442	91.009	71.215	68.405	65.829	57.538	48.545	47.84	46.733	43.86	49.193	64.084	64.437	62.736	59.315	57.335	45.76	43.286	58 / 59
NEW JERSEY HUB	45.24	45.01	43.75	43.88	44.75	52.12	69.03	76.01	64.16	63.36	63.93	58.21	52.25	51.52	48.35	45.76	53.23	70.98	61.77	60.45	57.68	54.81	44.80	42.60	55 / 58
DA Forecast	84.1	82.3	81.6	81.9	83.8	88.4	96.6	101.6	100.9	99.0	97.1	95.2	93.0	91.3	89.8	89.3	91.8	99.6	101.8	101.1	99.4	96.5	91.3	85.7	93 / 96



Preliminary Real-Time Prices with Forecasted and Actual System Load

	HE1	HE2	HE3	HE4	HE5	HE6	HE7	HE8	HE9	HE10	HE11	HE12	HE13	HE14	HE15	HE16	HE17	HE18	HE19	HE20	HE21	HE22	HE23	HE24	avg all/peak
WESTERN HUB	38.14	38.78	42.74	42.35	71.75	72.21	63.11	122.14	89.32	67.25	49.72	42.54	39.42	41.58	36.32	34.67	33.94	41.66	56.60	46.57	52.71	44.48	34.02	33.71	51 / 52
BGE	40.316	40.975	45.004	44.894	86.61	78.139	68.732	131.26	96.147	73.103	54.572	66.115	60.988	63.287	42.223	38.631	38.567	63.43	69.198	50.978	56.448	47.544	36.795	35.972	60 / 62
COMED	17.27	21.877	26.038	27.308	29.824	33.276	38.43	121.36	87.3	69.363	49.414	43.518	36.761	35.252	34.943	31.542	30.677	37.925	54.714	44.588	50.255	42.192	31.069	25.317	43 / 50
DOM	39.046	39.939	43.808	44.467	117.25	80.99	70.325	127.33	93.84	70.727	53.006	43.732	39.878	42.673	37.222	35.686	34.648	42.097	57.436	48.137	54.682	46.25	35.912	34.998	56 / 54
NEW JERSEY HUB	40.86	41.29	45.35	44.80	72.08	75.19	65.35	127.49	93.93	71.65	53.63	56.59	56.93	58.30	43.80	40.06	39.59	61.70	64.77	50.32	55.89	47.09	36.36	35.96	57 / 60
Percent Forecast	1.62	1.63	1.70	1.69	1.78	1.91	2.29	2.60	2.49	1.77	1.90	1.46	1.36	0.96	1.06	0.12	-0.32	-1.61	-0.34	0.10	0.56	0.27	0.48	0.66	
RTLoad	85.448	83.63	83.004	83.306	85.266	90.131	98.821	104.3	103.43	100.76	98.959	96.581	94.252	92.149	90.792	89.363	91.49	98.034	101.44	101.25	99.921	96.721	91.764	86.287	



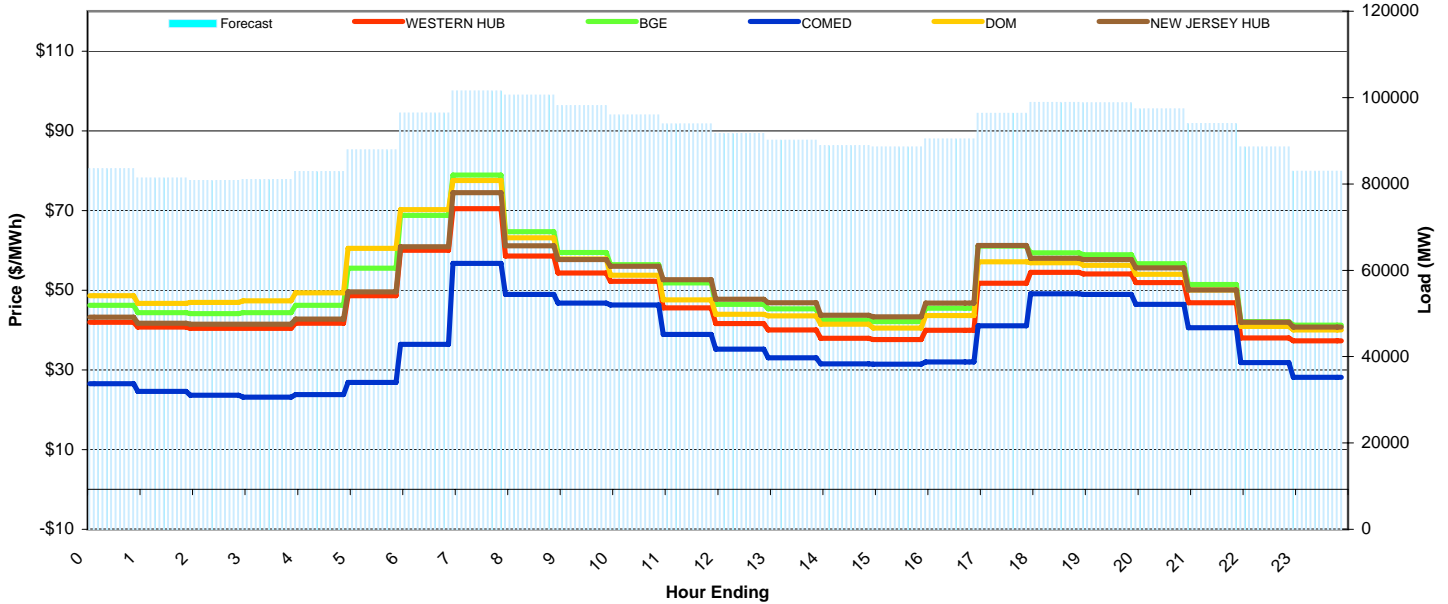
PJM Daily Report

Thursday January 14, 2010

Price Color Codes: ≤0 ≥100 ≥200

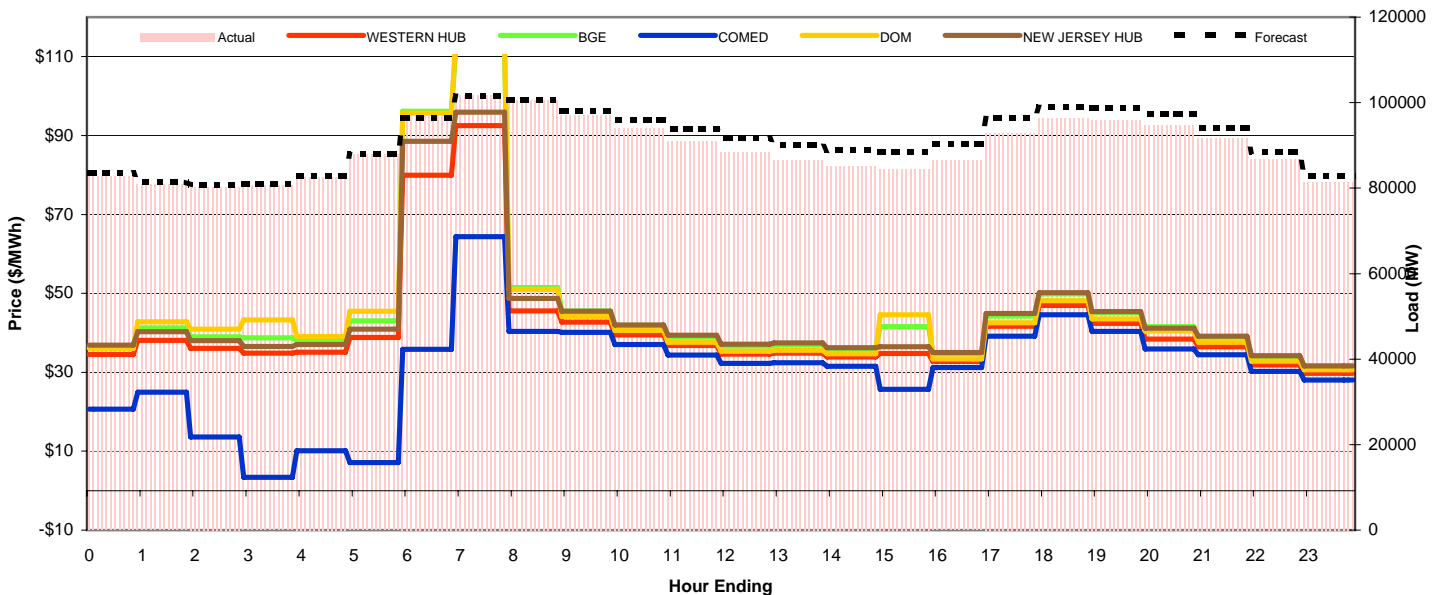
Day-Ahead Prices and Forecast Load

	HE1	HE2	HE3	HE4	HE5	HE6	HE7	HE8	HE9	HE10	HE11	HE12	HE13	HE14	HE15	HE16	HE17	HE18	HE19	HE20	HE21	HE22	HE23	HE24	avg all/peak
WESTERN HUB	41.98	40.71	40.46	40.43	41.71	48.61	60.00	70.45	58.59	54.33	52.25	45.55	41.62	40.05	37.97	37.63	39.93	51.72	54.49	54.09	51.89	46.83	38.04	37.26	47 / 48
BGE	46.216	44.36	44.137	44.389	46.169	55.559	68.806	78.869	64.646	59.482	56.441	51.812	46.48	45.319	42.48	42.131	45.518	61.035	59.369	58.889	56.655	51.43	42.109	41.257	52 / 54
COMED	26.532	24.615	23.642	23.2	23.833	26.89	36.448	56.7	48.97	46.779	46.259	38.91	35.215	33.047	31.485	31.466	32.013	41.064	49.064	48.944	46.468	40.557	31.799	28.143	36 / 41
DOM	48.645	46.721	46.924	47.323	49.333	60.515	70.198	77.483	63.167	57.845	53.749	47.563	43.962	43.532	41.469	40.522	43.672	57.113	56.902	56.247	54.006	50.037	40.946	40.031	52 / 52
NEW JERSEY HUB	43.21	41.74	41.44	41.50	42.78	49.55	60.87	74.44	61.14	57.69	56.01	52.61	47.76	46.84	43.75	43.28	46.78	61.25	58.02	57.66	55.62	50.06	41.98	40.71	51 / 53
DA Forecast	83.5	81.4	80.8	81.0	82.9	87.9	96.4	101.5	100.6	98.1	96.0	93.9	91.7	90.1	88.8	88.6	90.5	96.4	98.9	98.8	97.4	94.0	88.6	82.9	91 / 95



Preliminary Real-Time Prices with Forecasted and Actual System Load

	HE1	HE2	HE3	HE4	HE5	HE6	HE7	HE8	HE9	HE10	HE11	HE12	HE13	HE14	HE15	HE16	HE17	HE18	HE19	HE20	HE21	HE22	HE23	HE24	avg all/peak
WESTERN HUB	34.51	38.13	36.07	34.85	35.05	38.81	79.95	92.52	45.58	42.73	39.46	36.79	34.58	34.85	33.87	34.76	32.78	41.66	46.93	42.37	38.38	36.50	31.88	29.74	41 / 42
BGE	36.706	41.219	39.013	38.712	37.903	43.036	96.172	112.21	51.443	45.527	41.908	38.939	36.643	36.962	35.878	41.571	34.648	44.259	49.825	45.055	41.609	38.927	33.981	31.632	46 / 46
COMED	20.663	24.977	13.582	3.3483	10.122	7.1445	35.829	64.34	40.374	40.092	37.008	34.354	32.27	32.39	31.542	25.689	31.218	39.106	44.606	40.356	35.878	34.479	30.225	28.056	31 / 37
DOM	36.092	42.786	40.904	43.265	39.027	45.447	95.704	115.55	51.004	44.19	40.601	37.627	35.351	35.615	34.684	44.567	33.425	42.534	48.116	43.518	40.408	37.598	32.803	30.641	45 / 45
NEW JERSEY HUB	36.89	40.27	38.00	36.53	37.05	40.93	88.52	95.93	48.71	45.46	42.01	39.36	37.12	37.43	36.25	36.48	34.97	44.88	50.21	45.38	41.21	39.11	34.17	31.57	44 / 44
Percent Forecast	-0.98	-0.67	-0.62	-0.54	-0.30	-0.02	0.41	0.28	-0.06	-1.08	-2.07	-3.27	-3.54	-4.07	-4.31	-4.78	-4.66	-3.63	-2.60	-2.92	-2.72	-2.51	-2.07	-1.92	
RTLload	82.713	80.843	80.256	80.599	82.621	87.882	96.808	101.82	100.51	97.053	94.039	90.934	88.52	86.566	85.171	84.551	86.429	93.002	96.347	95.968	94.787	91.688	86.785	81.386	



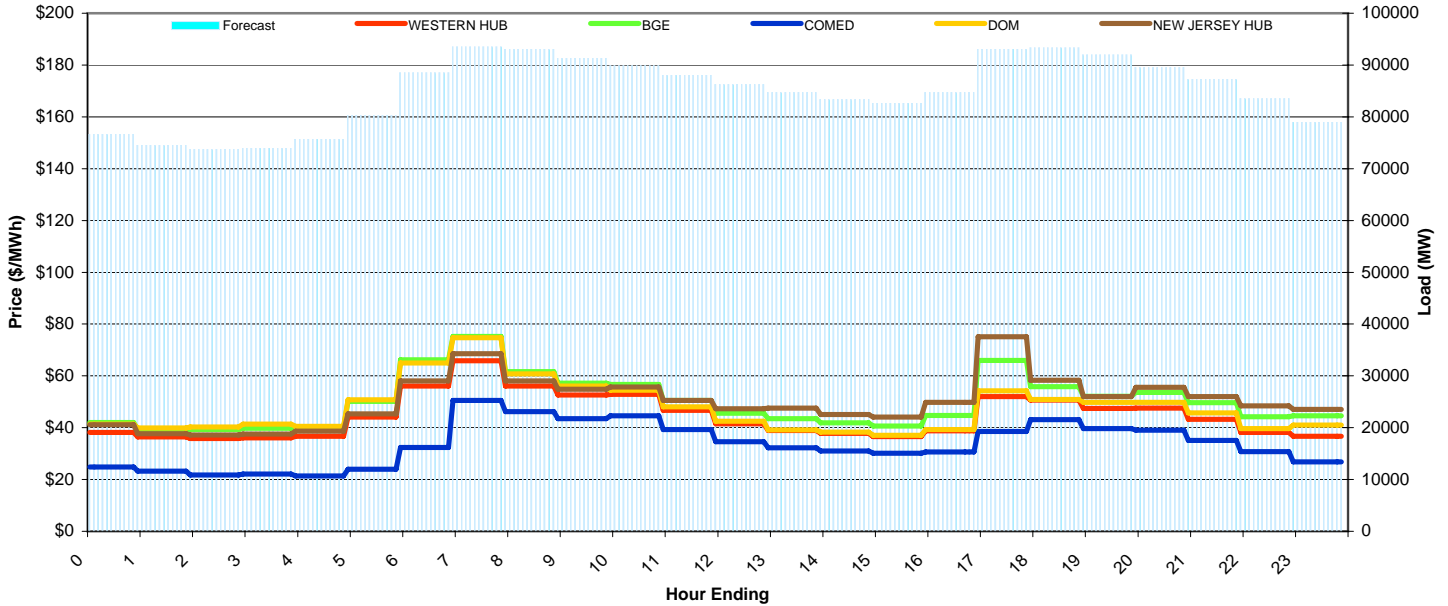
PJM Daily Report

Friday January 15, 2010

Price Color Codes: ≤0 ≥100 ≥200

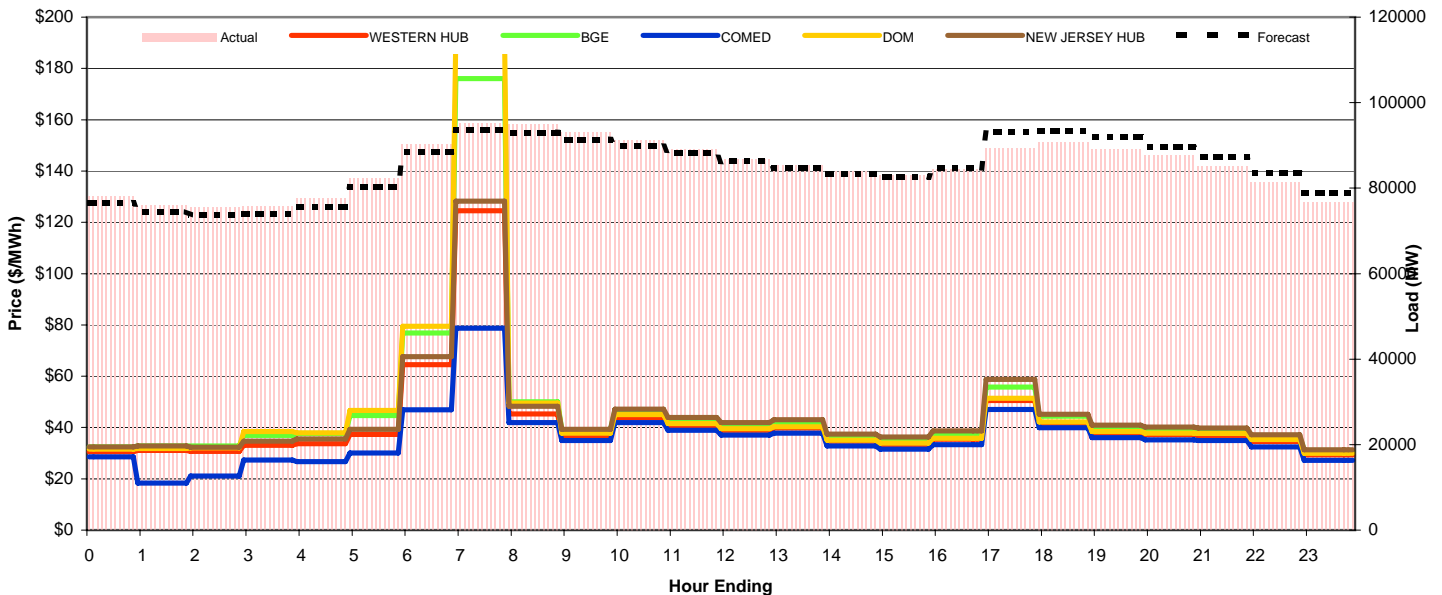
Day-Ahead Prices and Forecast Load

	HE1	HE2	HE3	HE4	HE5	HE6	HE7	HE8	HE9	HE10	HE11	HE12	HE13	HE14	HE15	HE16	HE17	HE18	HE19	HE20	HE21	HE22	HE23	HE24	avg all/peak
WESTERN HUB	38.18	36.48	35.80	36.13	36.70	44.05	56.09	65.79	56.12	52.59	52.91	46.76	41.53	38.92	37.78	36.53	38.80	52.04	50.59	47.46	47.58	43.28	38.19	36.72	44 / 47
BGE	41.961	39.183	39.273	39.794	39.944	50.195	66.169	75.2	61.611	57.252	56.723	50.513	45.552	43.507	41.855	40.611	44.686	66	55.8	52.19	53.657	49.616	44.163	44.604	50 / 52
COMED	24.8	23.264	21.781	22.052	21.382	23.962	32.411	50.577	46.233	43.506	44.651	39.28	34.599	32.263	31.025	30.129	30.635	38.525	43.124	39.701	38.978	35.115	30.801	26.83	34 / 38
DOM	41.431	39.854	40.311	41.43	40.548	50.807	65.035	74.765	60.721	56.037	54.523	48.047	42.531	39.192	38.243	37.058	39.3	54.264	50.866	49.729	49.767	45.652	39.688	40.959	48 / 49
NEW JERSEY HUB	41.08	37.70	37.17	37.51	38.67	45.33	58.01	68.53	58.10	54.89	55.72	50.57	47.29	47.53	45.04	44.08	49.79	75.14	58.36	51.98	55.54	51.97	48.46	47.11	50 / 54
DA Forecast	76.6	74.5	73.7	73.9	75.7	80.3	88.5	93.5	93.0	91.3	89.8	88.1	86.2	84.7	83.3	82.6	84.7	93.1	93.3	91.9	89.5	87.2	83.5	79.0	85 / 88



Preliminary Real-Time Prices with Forecasted and Actual System Load

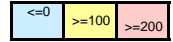
	HE1	HE2	HE3	HE4	HE5	HE6	HE7	HE8	HE9	HE10	HE11	HE12	HE13	HE14	HE15	HE16	HE17	HE18	HE19	HE20	HE21	HE22	HE23	HE24	avg all/peak
WESTERN HUB	30.59	31.07	30.66	33.10	33.65	37.32	64.54	124.57	45.32	36.51	43.94	40.84	38.93	39.85	34.64	33.42	35.47	50.51	41.65	37.81	37.13	36.89	34.54	29.30	42 / 45
BGE	32.445	32.802	32.757	36.981	37.664	44.67	76.845	176.11	50.086	39.033	46.668	43.054	40.917	41.838	36.492	35.325	37.478	55.796	44.37	40.259	39.524	39.252	36.694	31.06	47 / 50
COMED	28.547	18.334	21.132	27.329	26.707	30.106	46.865	78.706	41.957	34.932	41.976	38.973	37.062	37.795	32.781	31.504	33.328	46.981	39.987	36.082	35.244	34.9	32.452	27.144	36 / 40
DOM	31.544	31.875	32.043	38.433	37.875	46.636	79.443	193.71	49.536	37.814	45.045	41.584	39.524	40.335	35.108	33.887	35.837	51.364	42.142	38.369	37.76	37.699	35.29	29.96	47 / 50
NEW JERSEY HUB	32.47	32.86	32.34	34.73	35.61	39.28	67.67	128.31	48.34	39.28	47.18	43.93	41.95	43.01	37.46	36.27	38.63	58.74	45.14	40.95	40.14	39.74	37.23	31.32	45 / 48
Percent Forecast	1.81	1.95	2.23	2.29	2.39	2.34	1.91	1.84	2.06	1.80	1.55	1.00	0.66	0.86	0.68	0.52	-0.41	-4.21	-2.76	-3.13	-2.07	-2.56	-2.74	-3.02	
RTLoad	77.994	75.964	75.401	75.653	77.533	82.249	90.239	95.248	94.961	93.011	91.257	88.997	86.813	85.395	83.88	83.072	84.304	89.311	90.838	89.162	87.697	85.033	81.264	76.648	



PJM Daily Report

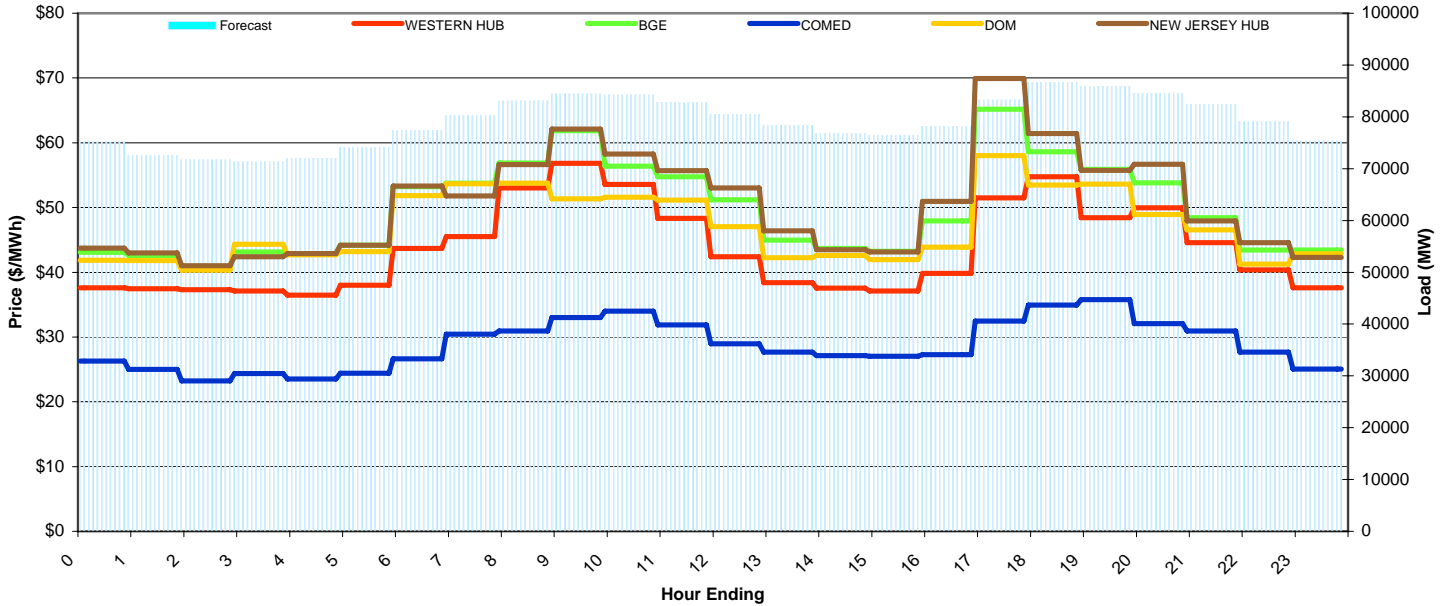
Saturday January 16, 2010

Price Color Codes:



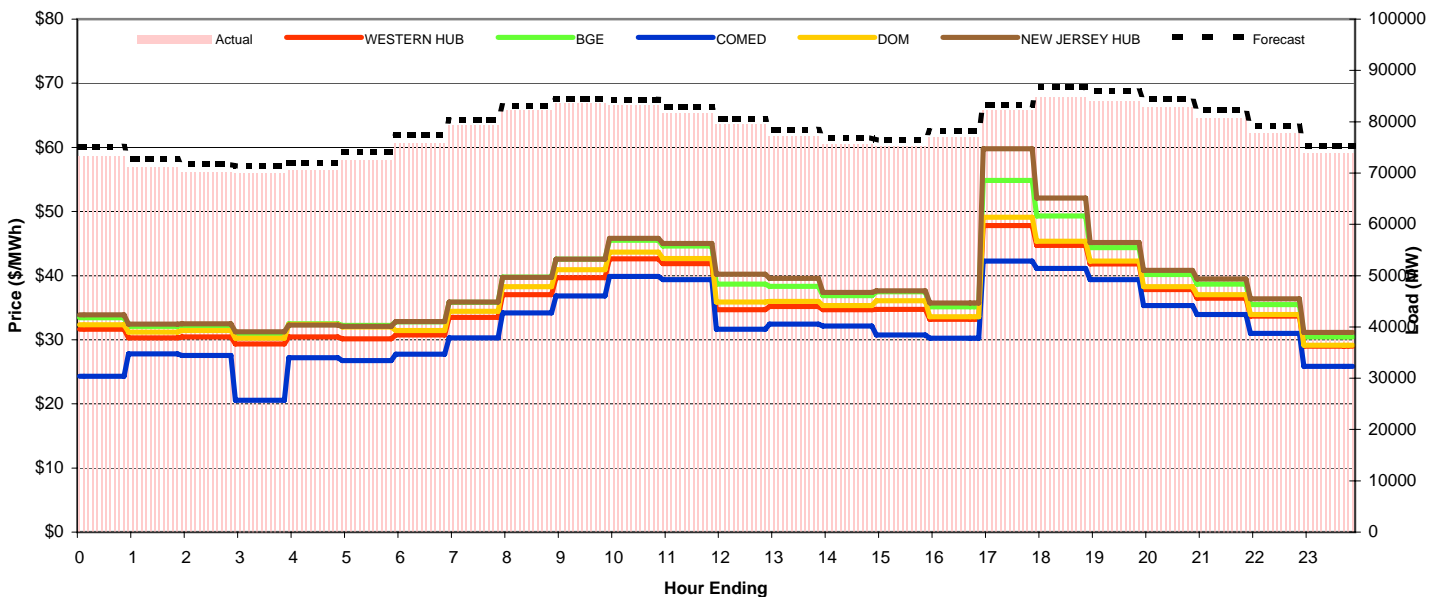
Day-Ahead Prices and Forecast Load

	HE1	HE2	HE3	HE4	HE5	HE6	HE7	HE8	HE9	HE10	HE11	HE12	HE13	HE14	HE15	HE16	HE17	HE18	HE19	HE20	HE21	HE22	HE23	HE24	avg all/peak
WESTERN HUB	37.62	37.47	37.31	37.09	36.48	37.98	43.68	45.50	53.01	56.85	53.57	48.34	42.42	38.38	37.55	37.12	39.82	51.48	54.76	48.43	49.94	44.57	40.35	37.59	44 / 46
BGE	43.103	42.617	40.79	43.135	42.883	44.162	53.24	53.774	56.884	61.888	56.382	54.749	51.183	44.979	43.7	43.229	47.945	65.192	58.598	55.891	53.82	48.446	43.452	43.429	50 / 53
COMED	26.292	24.986	23.238	24.341	23.515	24.413	26.651	30.424	30.908	33	33.98	31.875	28.98	27.661	27.147	27.043	27.28	32.47	34.951	35.76	32.091	30.955	27.693	25.06	29 / 31
DOM	41.836	41.797	40.328	44.345	42.693	43.179	51.856	53.65	53.751	51.333	51.603	51.15	47.06	42.261	42.586	41.951	43.903	58.029	53.478	53.603	48.899	46.524	41.263	42.861	47 / 49
NEW JERSEY HUB	43.74	43.00	41.03	42.40	42.87	44.18	53.33	51.79	56.61	62.11	58.28	55.70	53.00	46.40	43.49	43.13	50.94	69.90	61.40	55.72	56.70	47.92	44.58	42.32	50 / 54
DA Forecast	75.2	72.7	71.7	71.4	72.0	74.0	77.4	80.3	83.1	84.4	84.3	82.8	80.6	78.4	76.9	76.4	78.1	83.3	86.7	85.9	84.5	82.4	79.1	75.3	79 / 82



Preliminary Real-Time Prices with Forecasted and Actual System Load

	HE1	HE2	HE3	HE4	HE5	HE6	HE7	HE8	HE9	HE10	HE11	HE12	HE13	HE14	HE15	HE16	HE17	HE18	HE19	HE20	HE21	HE22	HE23	HE24	avg all/peak
WESTERN HUB	31.63	30.30	30.43	29.35	30.43	30.14	30.73	33.48	37.02	39.69	42.61	41.85	34.67	35.18	34.71	34.73	33.16	47.83	44.71	41.84	37.85	36.50	33.67	29.01	35 / 38
BGE	33.425	32.097	32.21	30.991	32.511	32.261	32.765	35.836	39.792	42.57	45.527	44.592	38.681	38.333	36.878	37.503	35.153	54.831	49.309	44.376	40.168	38.669	35.504	30.445	38 / 41
COMED	24.321	27.817	27.567	20.58	27.213	26.738	27.735	30.305	34.167	36.814	39.9	39.371	31.635	32.418	32.132	30.735	30.257	42.28	41.143	39.395	35.312	33.953	31.006	25.827	32 / 35
DOM	32.323	31.21	31.445	30.23	32.399	31.991	31.442	34.441	38.288	40.924	43.682	42.695	35.866	35.978	35.347	36.079	33.603	49.127	45.376	42.27	38.266	37.01	33.927	29.159	36 / 39
NEW JERSEY HUB	33.87	32.45	32.48	31.23	32.31	32.11	32.85	35.90	39.71	42.59	45.82	45.00	40.25	39.60	37.36	37.62	35.74	59.78	52.11	45.15	40.81	39.47	36.37	31.16	39 / 42
Percent Forecast	-2.78	-2.30	-2.16	-1.98	-2.20	-2.27	-2.17	-1.23	-1.12	-1.04	-1.25	-1.48	-1.39	-1.57	-1.69	-1.70	-1.63	-1.35	-2.39	-2.42	-2.19	-2.06	-1.88	-2.13	
RTLoad	73.152	71.03	70.18	69.974	70.499	72.399	75.727	79.28	82.182	83.546	83.219	81.545	79.453	77.192	75.581	75.15	76.888	82.18	84.671	83.891	82.723	80.703	77.659	73.767	



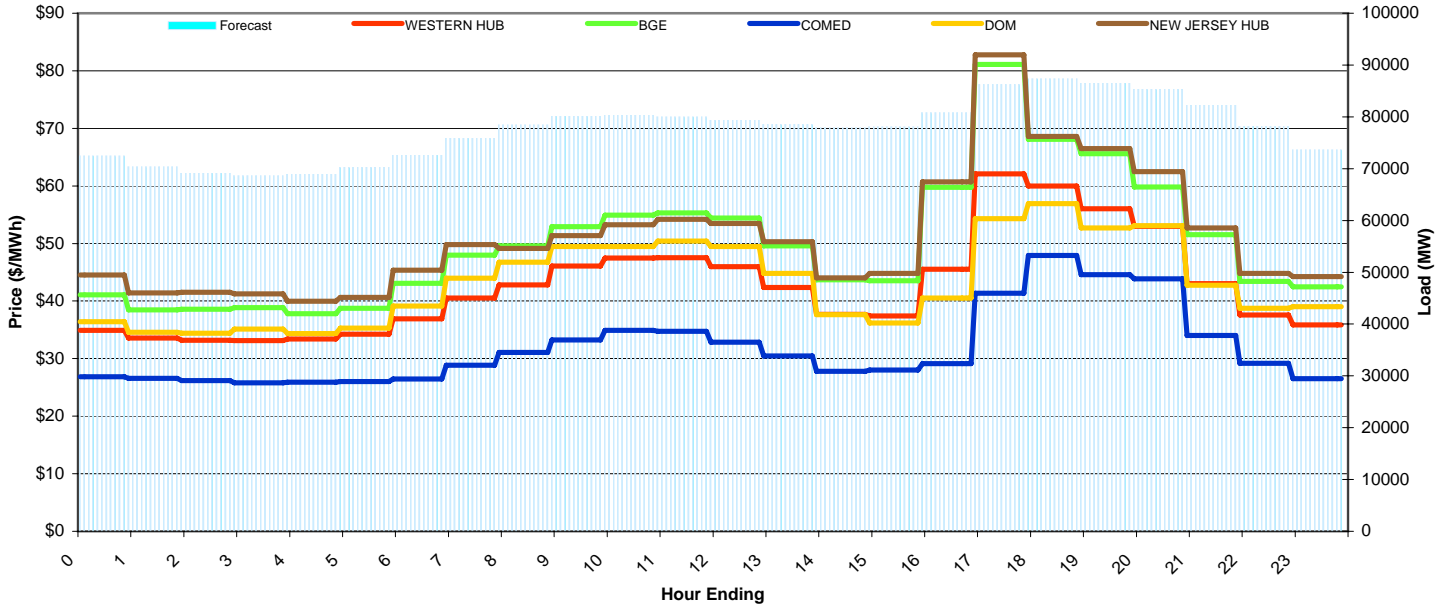
PJM Daily Report

Sunday January 17, 2010

Price Color Codes: ≤0 >=100 >=200

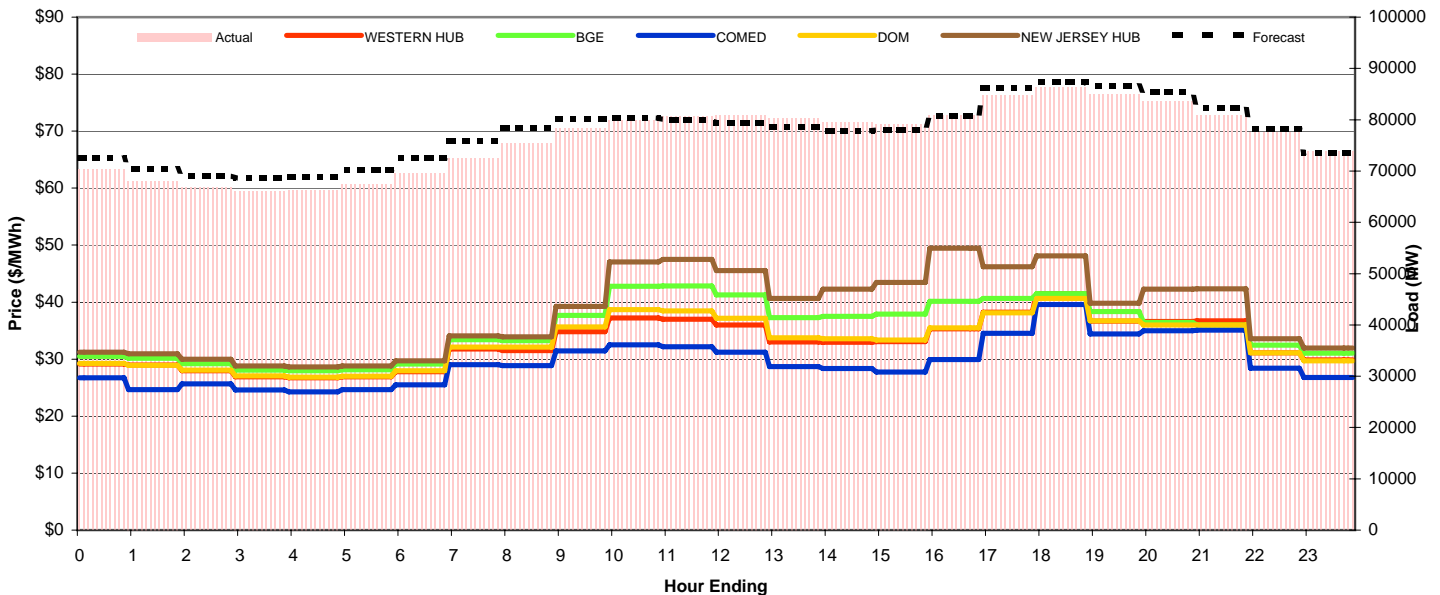
Day-Ahead Prices and Forecast Load

	HE1	HE2	HE3	HE4	HE5	HE6	HE7	HE8	HE9	HE10	HE11	HE12	HE13	HE14	HE15	HE16	HE17	HE18	HE19	HE20	HE21	HE22	HE23	HE24	avg all/peak
WESTERN HUB	34.92	33.57	33.20	33.14	33.41	34.26	36.89	40.52	42.79	46.06	47.48	47.54	46.00	42.37	37.68	37.40	45.55	62.09	60.00	56.03	53.00	43.01	37.58	35.84	43 / 47
BGE	41.063	38.472	38.579	38.882	37.825	38.747	43.064	47.95	49.585	52.937	54.946	55.32	54.424	49.587	43.686	43.514	59.736	81.13	68.108	65.606	59.83	51.548	43.39	42.47	50 / 55
COMED	26.828	26.566	26.172	25.814	25.887	25.998	26.458	28.855	31.084	33.235	34.887	34.752	32.862	30.456	27.775	28.018	29.144	41.377	47.891	44.572	43.857	34.042	29.176	26.516	32 / 34
DOM	36.418	34.577	34.417	35.123	34.347	35.313	39.124	43.99	46.756	49.502	49.482	50.401	49.469	44.821	37.662	36.2	40.503	54.29	56.914	52.715	53.08	42.743	38.72	39.021	43 / 47
NEW JERSEY HUB	44.54	41.44	41.54	41.23	39.98	40.65	45.36	49.83	49.16	51.38	53.25	54.18	53.47	50.32	44.04	44.78	60.72	82.77	68.62	66.46	62.48	52.70	44.78	44.27	51 / 56
DA Forecast	72.5	70.4	69.1	68.6	68.9	70.2	72.6	75.9	78.4	80.1	80.3	80.0	79.4	78.5	77.9	78.1	80.8	86.3	87.3	86.5	85.3	82.3	78.2	73.6	78 / 81



Preliminary Real-Time Prices with Forecasted and Actual System Load

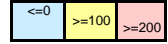
	HE1	HE2	HE3	HE4	HE5	HE6	HE7	HE8	HE9	HE10	HE11	HE12	HE13	HE14	HE15	HE16	HE17	HE18	HE19	HE20	HE21	HE22	HE23	HE24	avg all/peak
WESTERN HUB	29.14	28.96	27.98	26.88	26.75	26.90	27.79	31.80	31.48	34.80	37.22	37.00	36.00	33.03	32.96	33.07	35.34	38.24	41.47	36.68	36.58	36.72	31.10	29.87	33 / 35
BGE	30.466	30.149	29.207	28.099	27.941	28.146	29.163	33.426	33.237	37.683	42.799	42.828	41.25	37.253	37.526	37.88	40.126	40.645	41.473	38.361	36.425	36.006	32.474	31.056	35 / 38
COMED	26.749	24.672	25.676	24.613	24.232	24.621	25.486	29.03	28.842	31.414	32.51	32.157	31.215	28.697	28.351	27.72	29.928	34.546	39.559	34.41	34.955	35.086	28.418	26.78	30 / 32
DOM	29.251	28.935	28.073	27.054	26.837	27.003	27.976	32.121	32.088	35.677	38.701	38.486	37.144	33.75	33.567	33.355	35.463	38.103	40.633	36.713	36.008	35.963	31.096	29.702	33 / 36
NEW JERSEY HUB	31.19	30.95	29.99	28.78	28.61	28.81	29.73	34.07	33.89	39.24	47.07	47.49	45.55	40.65	42.30	43.47	49.47	46.19	48.14	39.78	42.27	42.31	33.55	31.96	38 / 42
Percent Forecast	-3.04	-3.43	-3.53	-3.81	-3.84	-4.26	-4.39	-4.73	-3.96	-2.29	-0.62	0.81	1.89	2.27	2.09	1.36	0.03	-1.76	-1.18	-1.85	-2.15	-1.68	-0.91	0.26	
RTLoad	70.336	68.045	66.74	66.106	66.33	67.356	69.523	72.478	75.424	78.29	79.847	80.614	80.891	80.356	79.525	79.141	80.81	84.759	86.323	84.932	83.531	80.926	77.514	73.796	



PJM Daily Report

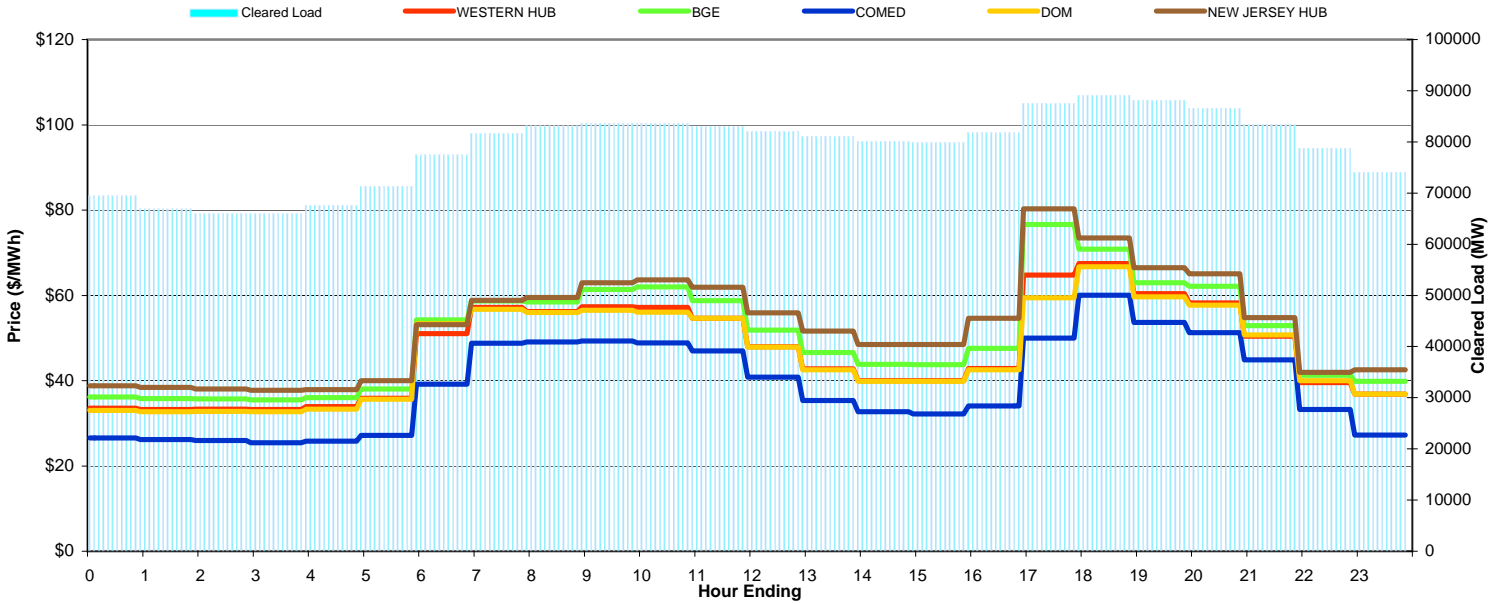
Monday January 18, 2010

Price Color Codes:



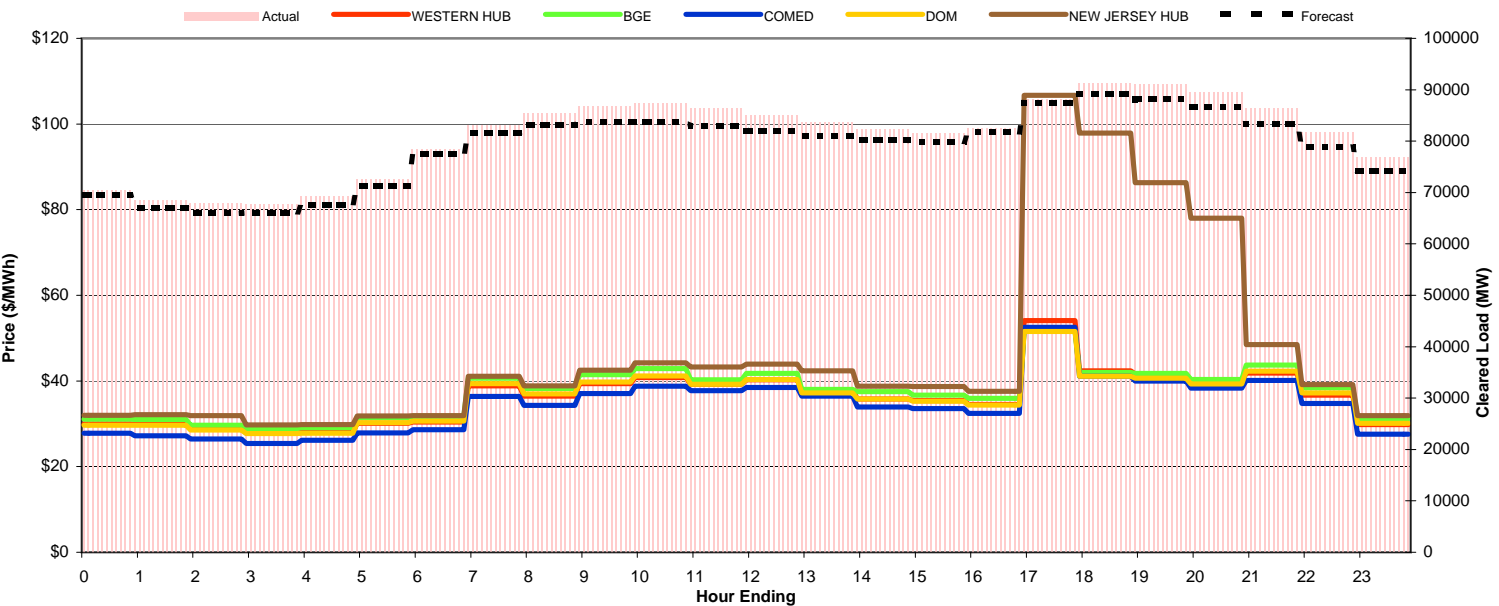
Day-Ahead Prices and Cleared Load

Hour Ending:	1	2	3	4	5	6	7	8	9	10	11	12	13	14	15	16	17	18	19	20	21	22	23	24	Avg All/ Avg On Peak
WESTERN HUB	33.55	33.27	33.32	33.27	33.89	35.90	51.01	57.21	56.18	57.33	57.16	54.62	47.95	42.77	40.00	40.00	42.85	64.78	67.43	60.42	58.22	50.40	39.54	36.83	47 / 52
BGE	36.201	35.82	35.743	35.517	35.998	38.073	54.277	58.652	58.435	61.403	62.011	58.7714	51.838	46.624	43.841	43.745	47.579	76.637	70.847	62.99	62.136	52.882	41.298	39.856	50 / 56
COMED	26.594	26.155	25.978	25.438	25.784	27.185	39.154	48.774	49.088	49.334	48.872	47.0136	40.81	35.36	32.757	32.22	34.061	49.97	60.066	53.644	51.221	44.861	33.247	27.219	39 / 44
DOM	33.042	32.755	32.823	32.728	33.325	35.683	53.38	56.749	55.992	56.479	56.036	54.6066	47.9	42.567	39.885	39.863	42.573	59.404	66.741	59.636	57.686	50.723	40.016	36.884	47 / 52
NEW JERSEY HUB	38.82	38.39	38.03	37.73	37.88	39.97	53.10	58.86	59.50	62.95	63.64	61.92	55.90	51.66	48.45	48.44	54.67	80.28	73.46	66.52	65.04	54.76	41.98	42.57	53 / 59
Cleared Load (GW)	69.5	66.9	66.0	66.0	67.7	71.4	77.5	81.7	83.1	83.7	83.7	83.0	82.0	81.1	80.2	79.9	81.8	87.5	89.1	88.1	86.6	83.4	78.8	74.1	79 / 83



Preliminary Real-Time Prices with Forecasted and Actual System Load

Hour Ending:	1	2	3	4	5	6	7	8	9	10	11	12	13	14	15	16	17	18	19	20	21	22	23	24	Avg All/ Avg On Peak
WESTERN HUB	29.99	29.89	28.82	27.80	28.01	30.11	30.38	38.82	36.43	39.41	40.82	39.22	40.29	37.78	35.82	35.45	34.50	54.07	42.40	41.59	39.92	41.87	36.85	29.80	36 / 40
BGE	31.047	30.984	29.684	28.914	29.096	31.423	31.788	40.674	38.272	41.472	42.893	40.2486	41.79	38.016	37.487	36.714	35.943	51.679	42	41.794	40.329	43.728	38.442	31.219	37 / 41
COMED	27.798	27.216	26.428	25.413	26.142	27.837	28.59	36.408	34.314	37.069	38.744	37.7408	38.47	36.456	33.943	33.586	32.433	52.554	41.121	39.983	38.359	40.089	34.769	27.597	34 / 38
DOM	29.658	29.636	28.536	27.698	27.803	30.262	30.614	39.372	37.015	39.761	41.165	39.2056	40.343	37.204	35.828	35.302	34.39	51.525	41.081	40.654	39.338	42.326	37.238	30.105	36 / 39
NEW JERSEY HUB	32.01	32.13	31.88	29.72	29.82	31.80	31.92	41.06	38.87	42.51	44.23	43.24	43.96	42.37	38.77	38.70	37.57	106.70	97.89	86.28	77.99	48.51	39.12	31.94	47 / 54
Percent Forecast	1.48	2.39	2.83	2.63	2.32	1.77	1.13	1.64	2.80	3.57	4.11	4.00	3.64	3.18	2.64	1.99	0.93	0.69	2.44	3.22	3.24	3.47	3.64	3.56	3 / 3
RTLload	70.515	68.582	67.889	67.788	69.258	72.666	78.356	83.023	85.504	86.804	87.269	86.4248	85.136	83.73	82.352	81.507	82.54	88.088	91.349	91.023	89.453	86.354	81.781	76.809	81 / 86



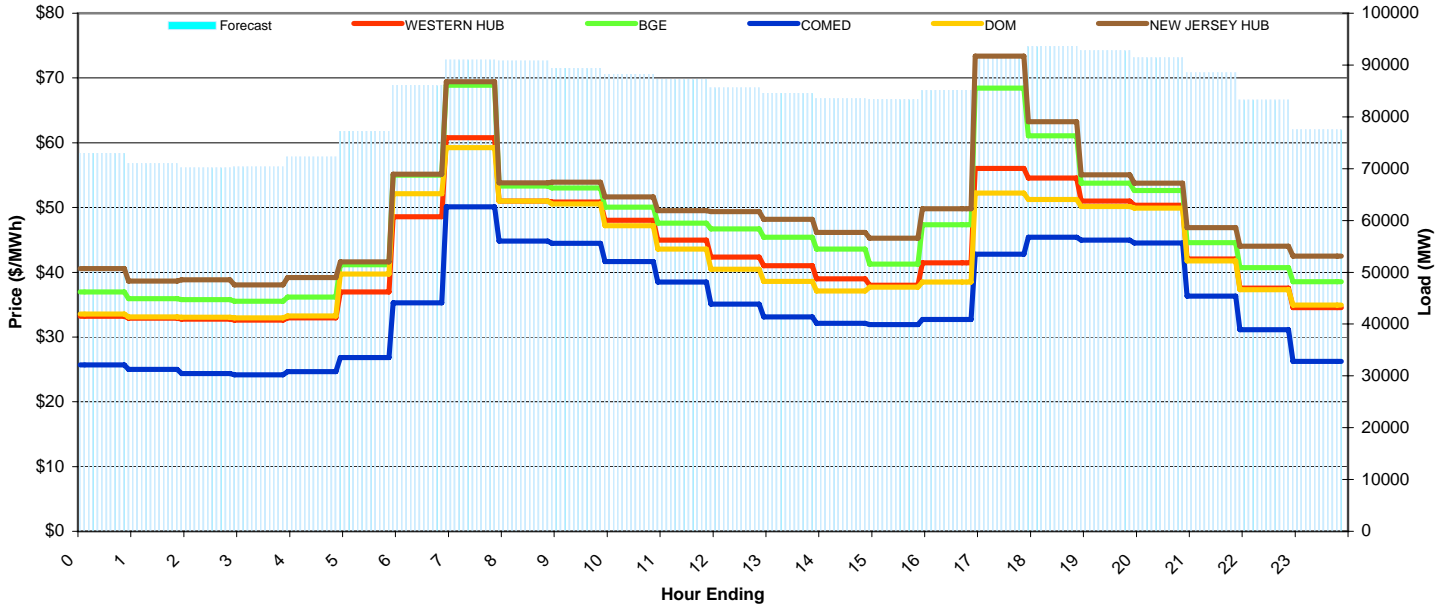
PJM Daily Report

Tuesday January 19, 2010

Price Color Codes: ≤0 ≥100 ≥200

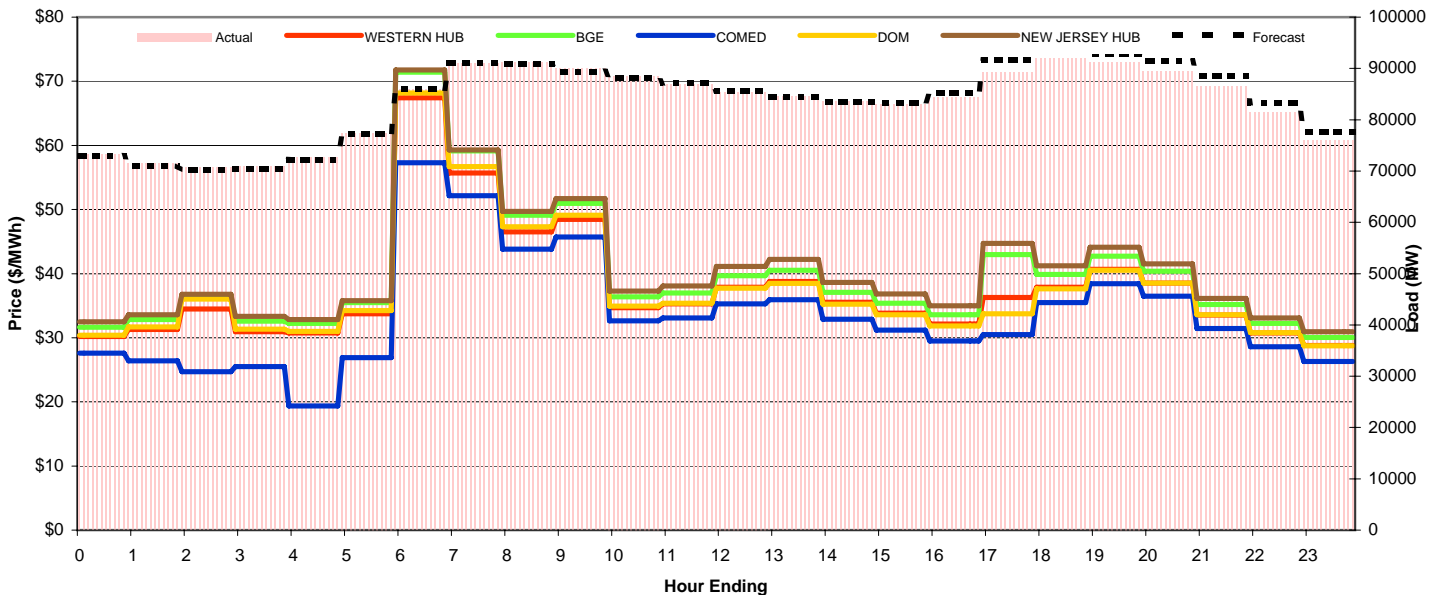
Day-Ahead Prices and Forecast Load

	HE1	HE2	HE3	HE4	HE5	HE6	HE7	HE8	HE9	HE10	HE11	HE12	HE13	HE14	HE15	HE16	HE17	HE18	HE19	HE20	HE21	HE22	HE23	HE24	avg all/peak
WESTERN HUB	33.23	32.91	32.77	32.61	32.98	36.95	48.58	60.77	51.00	50.83	48.05	44.98	42.32	41.00	39.00	38.00	41.44	56.02	54.57	51.00	50.37	42.08	37.58	34.56	43 / 47
BGE	36.96	35.923	35.797	35.522	36.186	41.17	54.99	68.873	53.337	53.022	50.038	47.607	46.718	45.425	43.592	41.281	47.325	68.451	61.051	53.747	52.6	44.593	40.705	38.523	47 / 51
COMED	25.693	24.984	24.369	24.187	24.643	26.82	35.286	50.081	44.824	44.479	41.66	38.476	35.065	33.096	32.119	31.923	32.693	42.813	45.413	44.976	44.541	36.316	31.11	26.227	35 / 39
DOM	33.531	33.127	33.08	32.974	33.269	39.727	52.152	59.243	51.004	50.528	47.212	43.574	40.459	38.569	37.112	37.716	38.501	52.245	51.26	50.155	49.912	41.733	37.304	34.942	42 / 45
NEW JERSEY HUB	40.57	38.66	38.85	38.07	39.20	41.58	55.13	69.44	53.82	53.92	51.61	49.51	49.36	48.16	46.17	45.29	49.79	73.38	63.23	55.06	53.77	46.88	44.04	42.47	49 / 53
DA Forecast	73.0	71.0	70.2	70.3	72.3	77.3	86.1	91.0	90.8	89.4	88.2	87.2	85.6	84.5	83.5	83.3	85.2	91.6	93.6	92.8	91.4	88.5	83.3	77.5	84 / 88



Preliminary Real-Time Prices with Forecasted and Actual System Load

	HE1	HE2	HE3	HE4	HE5	HE6	HE7	HE8	HE9	HE10	HE11	HE12	HE13	HE14	HE15	HE16	HE17	HE18	HE19	HE20	HE21	HE22	HE23	HE24	avg all/peak
WESTERN HUB	30.22	31.29	34.48	30.96	30.74	33.73	67.43	55.70	46.51	48.45	34.68	35.28	37.87	38.79	35.54	33.86	32.12	36.26	37.88	40.68	38.51	33.53	30.77	28.78	38 / 39
BGE	31.645	32.818	36.59	32.566	32.235	35.489	71.433	59.154	49.103	50.958	36.369	36.974	39.653	40.502	37.094	35.37	33.563	42.991	39.853	42.738	40.373	35.18	32.223	30.066	40 / 41
COMED	27.586	26.404	24.691	25.483	19.346	26.885	57.269	52.161	43.829	45.735	32.638	33.103	35.295	35.944	32.903	31.174	29.515	30.484	35.508	38.421	36.485	31.457	28.619	26.298	34 / 36
DOM	30.402	31.698	36.023	31.356	30.974	34.243	68.181	56.711	47.289	49.098	34.93	35.382	37.748	38.477	35.222	33.584	31.834	33.718	37.611	40.532	38.521	33.575	30.807	28.737	38 / 38
NEW JERSEY HUB	32.51	33.60	36.78	33.34	32.85	35.78	71.78	59.30	49.72	51.73	37.29	38.08	41.13	42.24	38.64	36.82	34.96	44.73	41.25	44.11	41.50	36.14	33.08	30.96	41 / 42
Percent Forecast	0.20	0.60	0.74	0.71	0.59	0.17	-0.16	0.05	0.46	0.68	0.33	-0.32	-0.26	0.01	0.05	-0.40	-0.99	-2.66	-1.83	-1.65	-2.18	-2.36	-2.34	-2.00	
RTLoad	73.164	71.408	70.694	70.849	72.684	77.422	85.923	91.048	91.228	90.016	88.52	86.919	85.415	84.549	83.55	82.969	84.322	89.252	91.883	91.284	89.461	86.47	81.37	76.009	



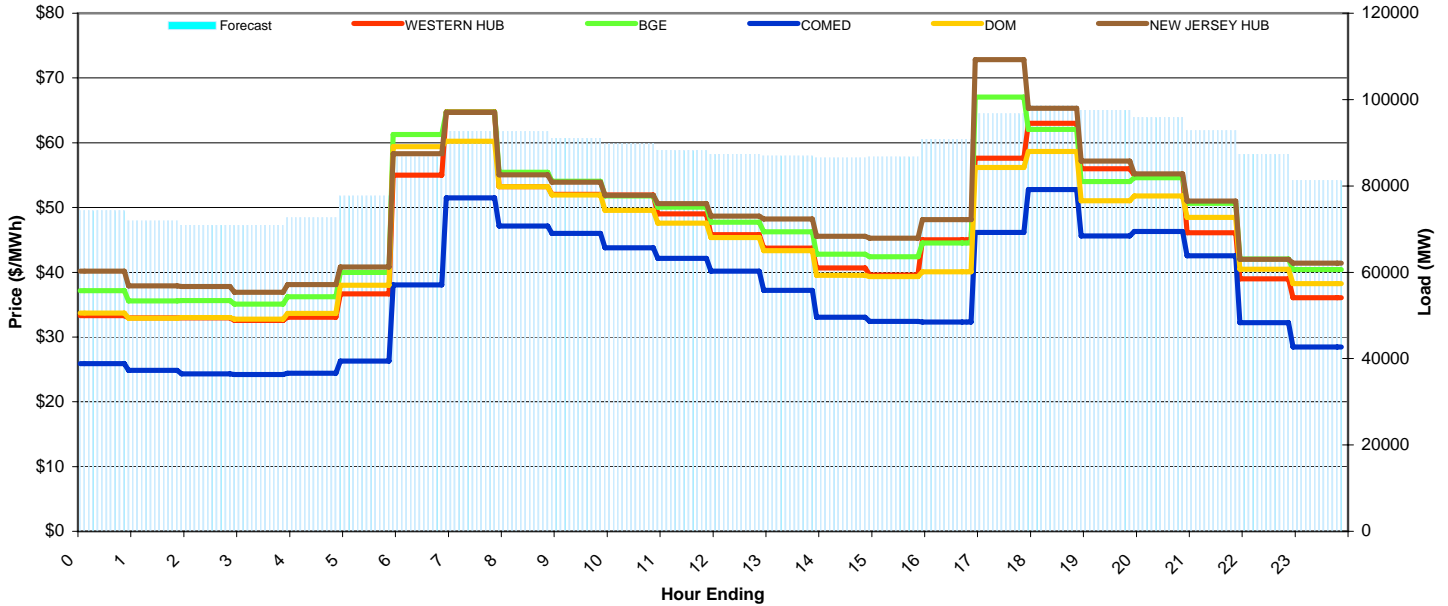
PJM Daily Report

Wednesday January 20, 2010

Price Color Codes: ≤0 ≥100 ≥200

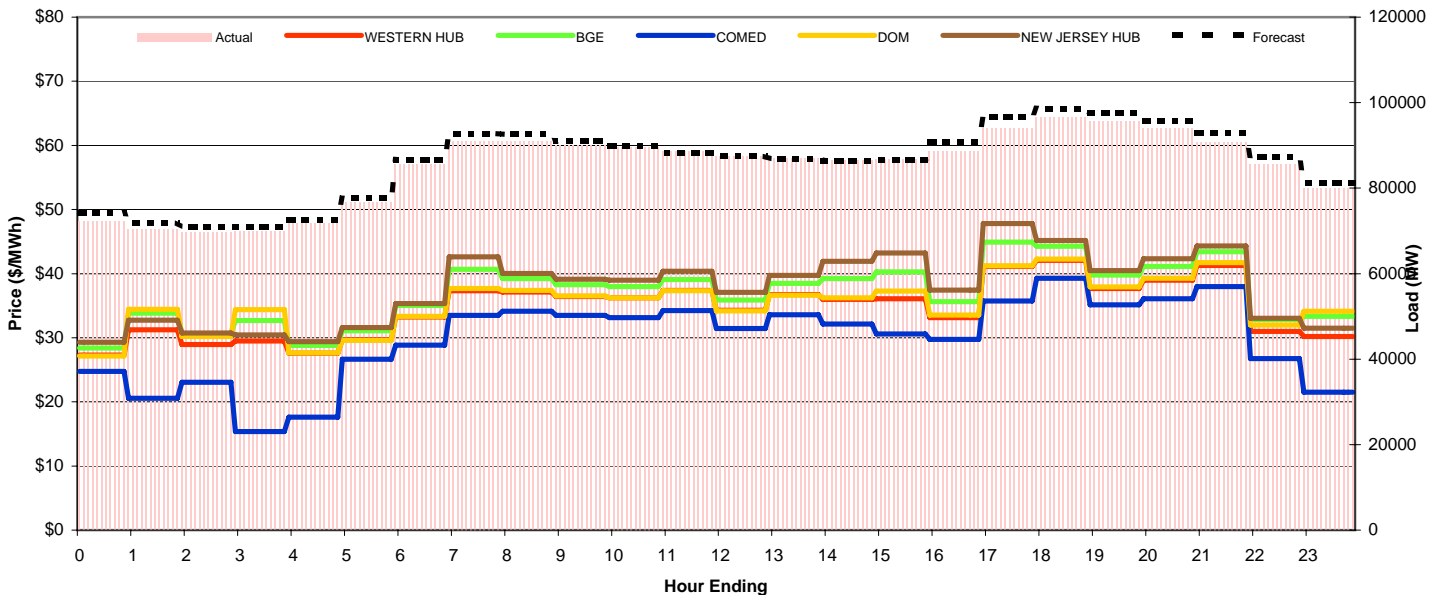
Day-Ahead Prices and Forecast Load

	HE1	HE2	HE3	HE4	HE5	HE6	HE7	HE8	HE9	HE10	HE11	HE12	HE13	HE14	HE15	HE16	HE17	HE18	HE19	HE20	HE21	HE22	HE23	HE24	avg all/peak
WESTERN HUB	33.32	32.95	32.96	32.59	33.08	36.68	55.00	64.78	53.22	52.04	51.93	49.00	45.79	43.72	40.66	39.60	45.00	57.63	63.00	56.00	54.99	46.09	38.98	36.05	46 / 50
BGE	37.165	35.59	35.642	35.073	36.209	39.982	61.257	64.745	55.45	54.07	51.762	50.04	47.745	46.263	42.768	42.394	44.507	67.042	62.043	54.007	54.597	50.645	42.036	40.42	48 / 52
COMED	25.895	24.851	24.321	24.233	24.391	26.273	38.064	51.476	47.117	46.01	43.789	42.148	40.196	37.209	33.057	32.417	32.309	46.142	52.767	45.619	46.296	42.537	32.215	28.438	37 / 42
DOM	33.701	32.891	32.984	32.743	33.644	37.998	59.416	60.222	53.211	51.929	49.574	47.603	45.351	43.349	39.536	39.318	40.085	56.17	58.663	51.052	51.8	48.469	40.459	38.235	45 / 49
NEW JERSEY HUB	40.19	37.91	37.82	36.90	38.09	40.80	58.31	64.67	55.04	53.89	51.89	50.59	48.70	48.22	45.56	45.24	48.13	72.83	65.30	57.16	55.21	51.01	42.01	41.43	49 / 53
DA Forecast	74.2	71.9	70.9	71.0	72.6	77.7	86.7	92.8	92.6	91.1	89.8	88.2	87.4	86.9	86.5	86.7	90.9	96.7	98.6	97.5	95.8	92.8	87.3	81.2	86 / 91



Preliminary Real-Time Prices with Forecasted and Actual System Load

	HE1	HE2	HE3	HE4	HE5	HE6	HE7	HE8	HE9	HE10	HE11	HE12	HE13	HE14	HE15	HE16	HE17	HE18	HE19	HE20	HE21	HE22	HE23	HE24	avg all/peak
WESTERN HUB	27.31	31.22	28.93	29.49	27.62	29.71	33.22	37.32	37.15	36.41	36.23	37.40	34.29	36.71	35.98	36.09	33.16	41.12	42.08	37.68	38.96	41.27	30.99	30.18	35 / 37
BGE	28.387	33.83	30.605	32.712	28.808	31.073	35.026	40.685	39.219	38.273	37.955	39.097	35.888	38.479	39.202	40.269	35.637	44.907	44.256	39.765	41.116	43.401	32.862	33.325	37 / 39
COMED	24.766	20.559	23.08	15.354	17.617	26.654	28.87	33.467	34.138	33.475	33.146	34.214	31.428	33.586	32.161	30.582	29.731	35.75	39.287	35.119	36.073	38	26.729	21.534	30 / 34
DOM	27.133	34.447	30.204	34.37	27.644	29.589	33.346	37.686	37.378	36.539	36.231	37.306	34.17	36.62	36.254	37.285	33.545	41.228	42.291	37.937	39.268	41.705	31.97	34.133	35 / 37
NEW JERSEY HUB	29.31	32.72	30.74	30.44	29.38	31.59	35.33	42.61	40.01	39.12	39.00	40.36	37.11	39.75	41.93	43.20	37.42	47.80	45.17	40.46	42.31	44.29	33.02	31.48	38 / 41
Percent Forecast	-2.93	-2.30	-1.98	-1.73	-1.38	-1.37	-1.43	-1.89	-1.83	-1.12	-0.23	0.39	0.02	0.07	-0.12	-0.11	-2.69	-3.07	-2.21	-1.92	-1.91	-2.23	-1.91	-1.64	
RTLoad	72.131	70.261	69.529	69.753	71.644	76.611	85.477	91.029	90.934	90.078	89.607	88.555	87.439	86.995	86.392	86.599	88.502	93.851	96.485	95.694	94.031	90.779	85.67	79.93	



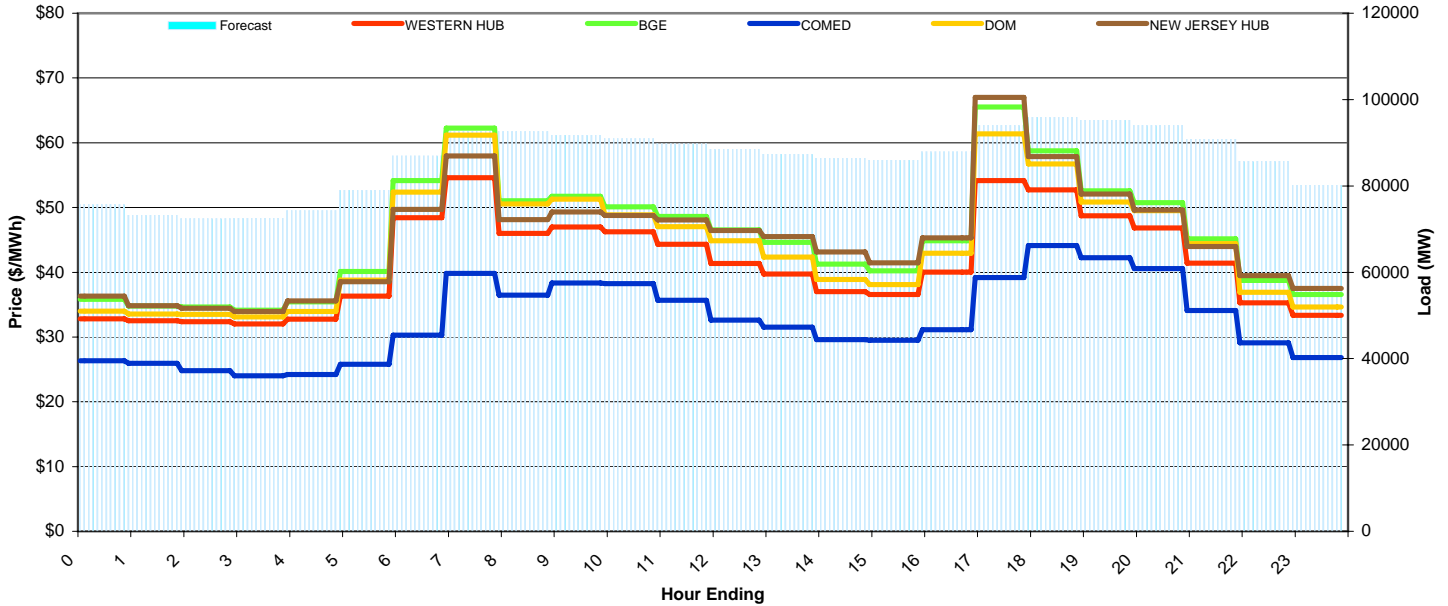
PJM Daily Report

Thursday January 21, 2010

Price Color Codes: ≤0 ≥100 ≥200

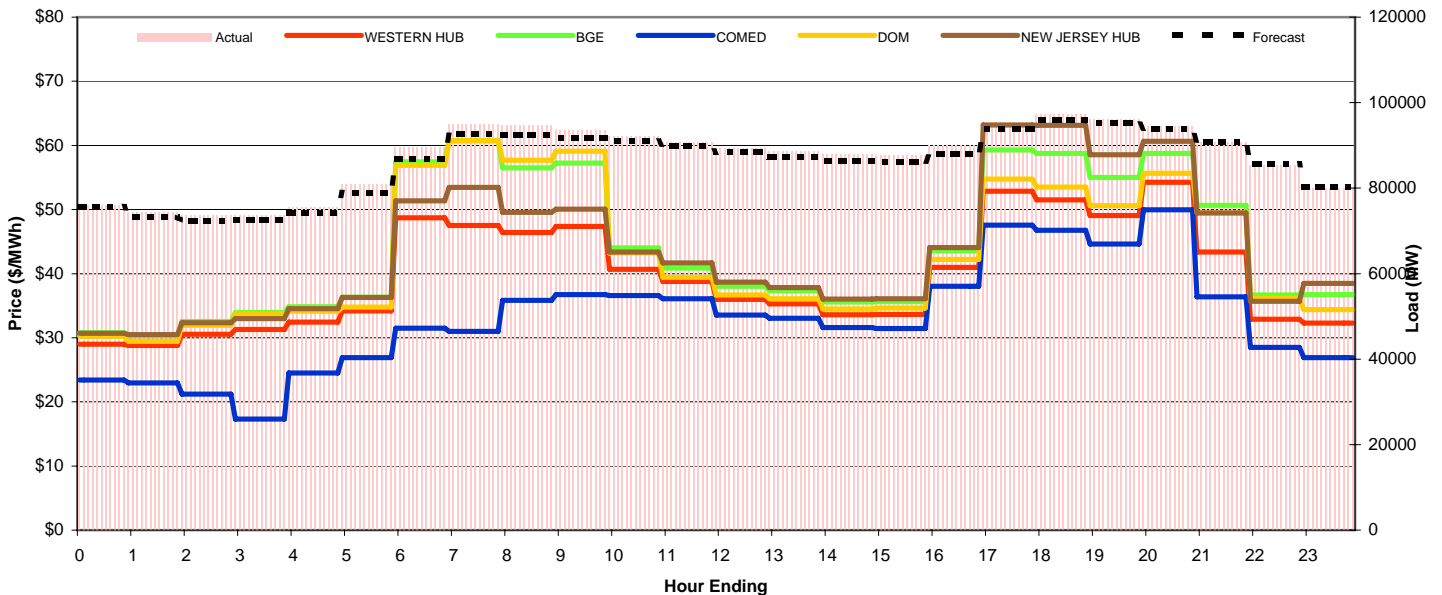
Day-Ahead Prices and Forecast Load

	HE1	HE2	HE3	HE4	HE5	HE6	HE7	HE8	HE9	HE10	HE11	HE12	HE13	HE14	HE15	HE16	HE17	HE18	HE19	HE20	HE21	HE22	HE23	HE24	avg all/peak
WESTERN HUB	32.83	32.50	32.36	32.01	32.74	36.32	48.44	54.59	46.00	46.98	46.24	44.30	41.36	39.75	37.00	36.58	40.02	54.15	52.73	48.70	46.85	41.42	35.26	33.36	41 / 44
BGE	35.814	34.767	34.65	34.167	35.45	40.104	54.165	62.24	51.052	51.74	50.082	48.601	46.534	44.609	41.237	40.213	44.86	65.525	58.763	52.595	50.738	45.141	38.735	36.585	46 / 50
COMED	26.333	25.924	24.783	24.008	24.188	25.787	30.301	39.844	36.491	38.33	38.247	35.671	32.615	31.517	29.613	29.498	31.132	39.175	44.149	42.237	40.57	34.111	29.106	26.822	33 / 36
DOM	33.998	33.556	33.505	33.091	33.954	38.781	52.371	61.154	50.567	51.277	48.864	47.024	44.85	42.371	38.889	38.097	42.943	61.371	56.706	50.862	49.504	44.442	36.922	34.637	44 / 48
NEW JERSEY HUB	36.34	34.83	34.44	33.96	35.60	38.55	49.70	57.94	48.11	49.31	48.79	48.07	46.46	45.50	43.12	41.44	45.32	66.99	57.88	52.08	49.61	43.96	39.49	37.51	45 / 49
DA Forecast	75.7	73.2	72.4	72.5	74.3	79.0	86.9	92.6	92.6	91.7	91.0	89.8	88.4	87.4	86.3	86.0	87.9	94.0	95.9	95.3	94.0	90.8	85.7	80.2	86 / 91



Preliminary Real-Time Prices with Forecasted and Actual System Load

	HE1	HE2	HE3	HE4	HE5	HE6	HE7	HE8	HE9	HE10	HE11	HE12	HE13	HE14	HE15	HE16	HE17	HE18	HE19	HE20	HE21	HE22	HE23	HE24	avg all/peak
WESTERN HUB	28.98	28.79	30.54	31.28	32.46	34.20	48.69	47.53	46.42	47.35	40.68	38.76	36.00	35.27	33.60	33.63	40.97	52.85	51.52	49.04	54.26	43.39	32.89	32.31	40 / 43
BGE	30.811	30.358	32.555	33.914	34.811	36.316	57.446	60.734	56.506	57.23	44.02	40.878	38.004	37.307	35.567	35.65	43.561	59.273	58.738	55.02	58.739	50.667	36.678	36.751	44 / 48
COMED	23.428	22.94	21.223	17.303	24.521	26.905	31.495	30.972	35.817	36.72	36.585	36.089	33.527	33.056	31.573	31.429	38.051	47.585	46.74	44.638	49.98	36.393	28.473	26.907	33 / 37
DOM	30.227	29.461	31.964	33.73	34.116	34.801	56.888	60.726	57.704	59.098	43.236	39.424	36.698	36.104	34.48	34.616	42.215	54.73	53.514	50.62	55.657	49.532	36.145	34.389	43 / 47
NEW JERSEY HUB	30.70	30.52	32.33	32.96	34.54	36.27	51.33	53.47	49.56	50.04	43.39	41.65	38.69	37.84	36.03	36.06	44.09	63.20	63.11	58.52	60.64	49.48	35.67	38.47	44 / 48
Percent Forecast	0.49	1.54	1.50	1.74	1.64	2.16	2.94	2.48	2.24	1.94	1.19	1.01	1.07	1.24	1.68	2.02	2.27	1.53	1.50	0.97	0.53	0.01	-0.41	-0.37	
RTLoad	76.028	74.364	73.482	73.751	75.527	80.74	89.573	94.94	94.674	93.56	92.075	90.708	89.349	88.494	87.821	87.772	89.927	95.443	97.354	96.188	94.459	90.812	85.357	79.918	



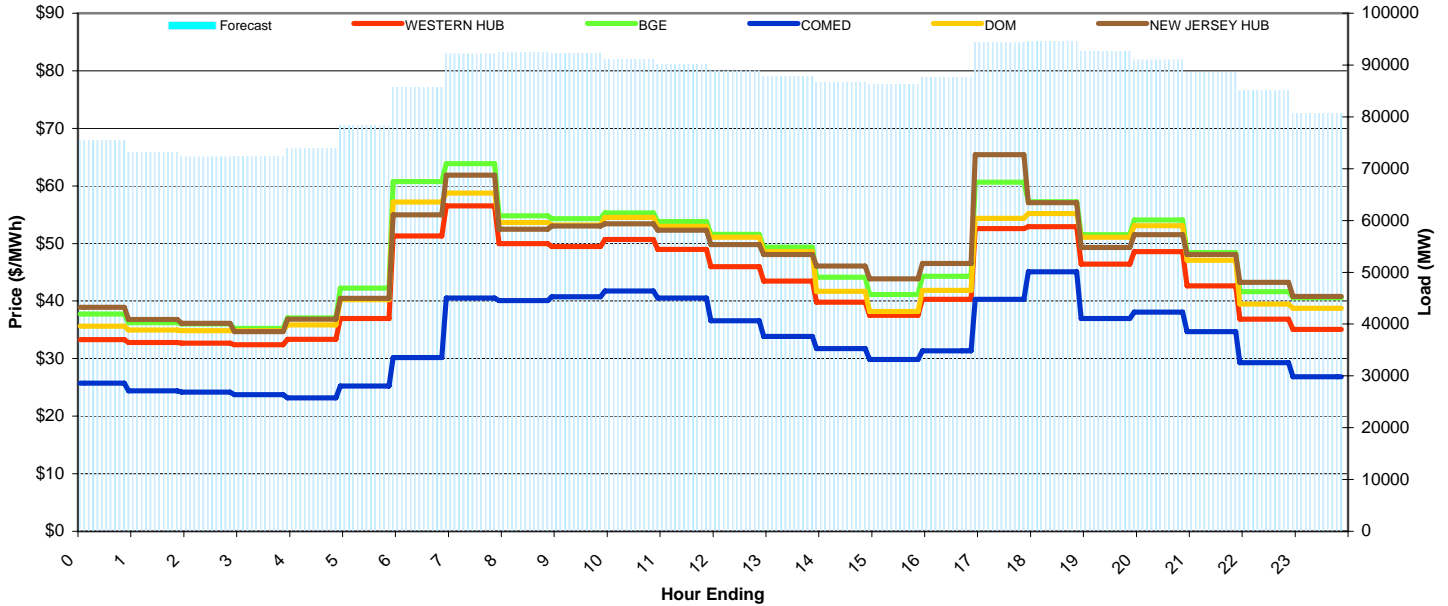
PJM Daily Report

Friday January 22, 2010

Price Color Codes: <=0 >=100 >=200

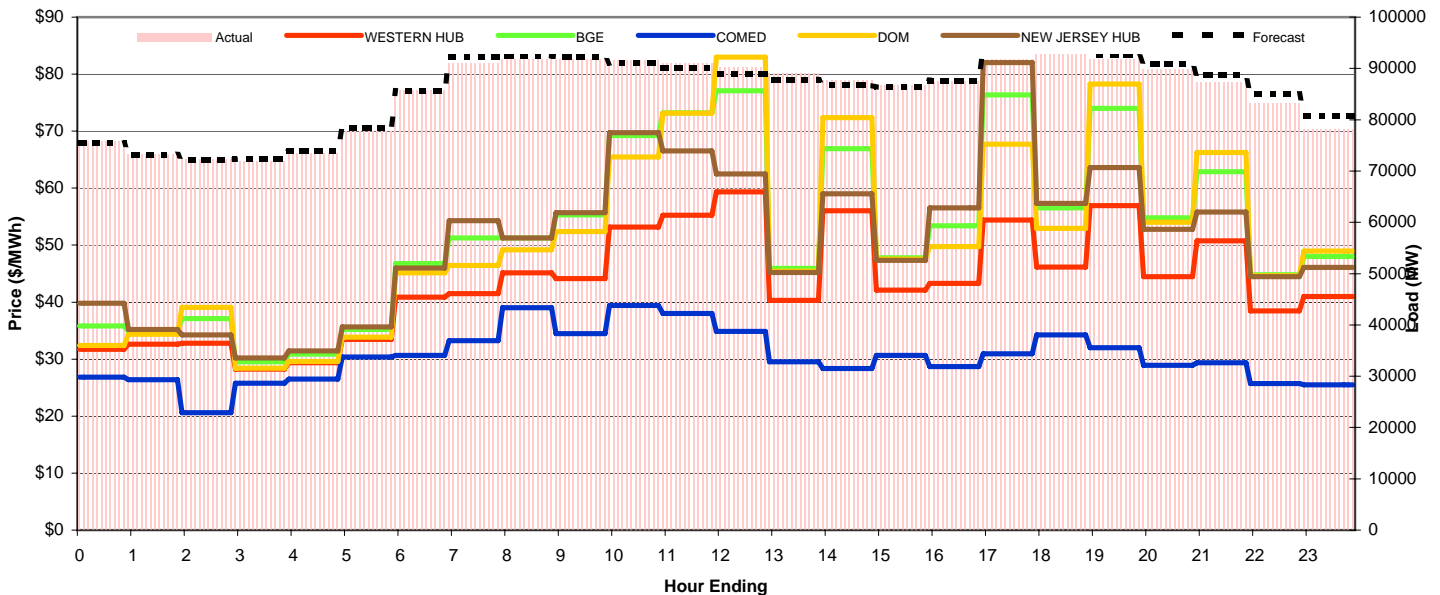
Day-Ahead Prices and Forecast Load

	HE1	HE2	HE3	HE4	HE5	HE6	HE7	HE8	HE9	HE10	HE11	HE12	HE13	HE14	HE15	HE16	HE17	HE18	HE19	HE20	HE21	HE22	HE23	HE24	avg all/peak
WESTERN HUB	33.32	32.80	32.67	32.39	33.33	36.94	51.31	56.54	50.00	49.49	50.72	49.00	46.00	43.46	39.81	37.55	40.32	52.57	52.95	46.40	48.59	42.63	36.88	35.10	43 / 46
BGE	37.769	36.271	36.017	35.255	37.099	42.23	60.769	63.87	54.818	54.321	55.337	53.809	51.611	49.338	44.113	41.11	44.285	60.638	57.283	51.522	54.106	48.429	41.661	40.592	48 / 52
COMED	25.743	24.401	24.158	23.735	23.169	25.219	30.167	40.532	40.101	40.756	41.723	40.512	36.603	33.833	31.727	29.829	31.341	40.278	45.059	36.965	38.087	34.677	29.274	26.844	33 / 37
DOM	35.607	34.962	34.881	34.843	35.842	40.27	57.175	58.746	53.627	53.177	54.512	53	51.11	48.571	41.695	38.211	41.835	54.373	55.183	51.078	53.108	47.069	39.465	38.745	46 / 50
NEW JERSEY HUB	38.92	36.79	36.16	34.67	36.86	40.45	55.00	61.87	52.48	53.04	53.40	52.30	49.80	48.08	46.09	43.88	46.51	65.45	57.06	49.30	51.52	48.10	43.26	40.78	48 / 51
DA Forecast	75.4	73.2	72.2	72.3	73.9	78.4	85.7	92.2	92.5	92.3	91.1	90.1	88.9	87.8	86.7	86.3	87.7	94.3	94.6	92.7	91.0	88.7	85.0	80.7	86 / 90



Preliminary Real-Time Prices with Forecasted and Actual System Load

	HE1	HE2	HE3	HE4	HE5	HE6	HE7	HE8	HE9	HE10	HE11	HE12	HE13	HE14	HE15	HE16	HE17	HE18	HE19	HE20	HE21	HE22	HE23	HE24	avg all/peak
WESTERN HUB	31.74	32.64	32.80	28.23	29.35	33.47	40.88	41.46	45.16	44.15	53.15	55.26	59.35	40.33	56.02	42.11	43.30	54.39	46.13	56.90	44.47	50.74	38.47	41.00	43 / 48
BGE	35.823	34.877	37.138	29.534	30.859	35.221	46.792	51.284	51.272	55.276	69.251	73.221	77.09	45.939	66.913	47.783	53.392	76.36	56.527	74.007	54.82	62.873	44.796	48.027	52 / 60
COMED	26.81	26.368	20.612	25.785	26.481	30.398	30.649	33.229	39.006	34.459	39.439	38.016	34.871	29.542	28.335	30.667	28.711	30.912	34.248	31.988	28.912	29.372	25.716	25.465	30 / 32
DOM	32.381	34.356	39.097	28.427	29.569	33.854	45.118	46.429	49.204	52.394	65.472	73.182	82.962	45.438	72.37	47.579	49.725	67.687	52.934	78.246	53.988	66.258	44.649	48.948	52 / 59
NEW JERSEY HUB	39.82	35.18	34.28	30.20	31.43	35.63	45.98	54.27	51.25	55.68	69.75	66.56	62.50	45.22	59.03	47.34	56.54	82.05	57.30	63.62	52.75	55.78	44.48	46.10	51 / 58
Percent Forecast	0.51	0.12	-0.08	-0.59	-0.62	-0.86	-0.02	-1.28	-0.78	-0.63	0.57	0.95	1.36	1.34	1.10	0.50	-0.18	-2.90	-1.30	-0.99	-1.28	-1.63	-2.31	-3.37	
RTLoad	75.781	73.246	72.182	71.883	73.423	77.703	85.662	90.999	91.744	91.724	91.654	90.98	90.121	88.979	87.656	86.749	87.498	91.683	93.377	91.769	89.806	87.231	83.104	78.098	



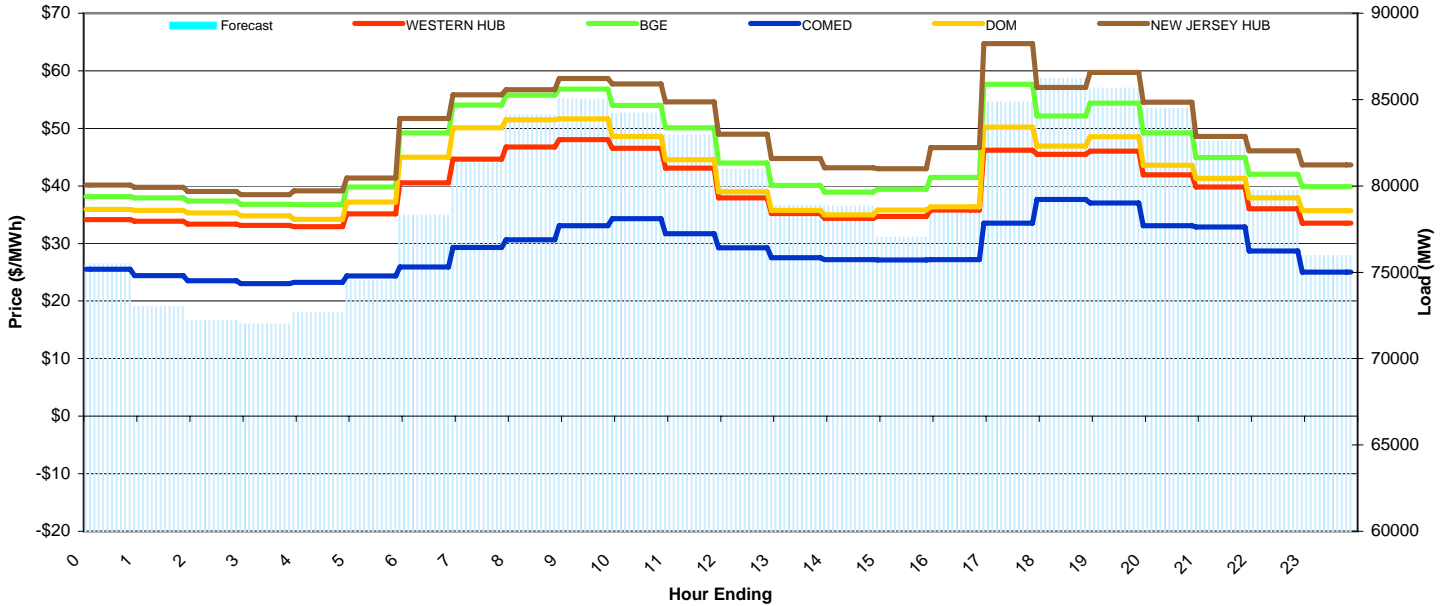
PJM Daily Report

Saturday January 23, 2010

Price Color Codes: ≤0 ≥100 ≥200

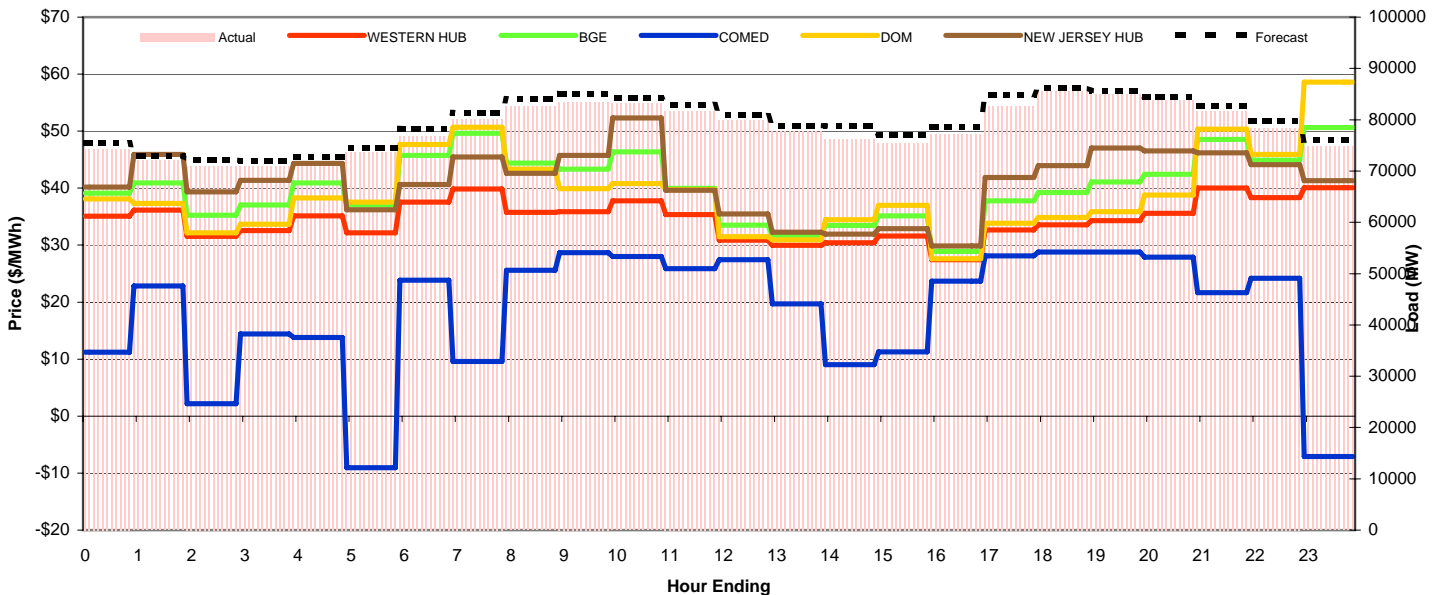
Day-Ahead Prices and Forecast Load

	HE1	HE2	HE3	HE4	HE5	HE6	HE7	HE8	HE9	HE10	HE11	HE12	HE13	HE14	HE15	HE16	HE17	HE18	HE19	HE20	HE21	HE22	HE23	HE24	avg all/peak
WESTERN HUB	34.14	33.85	33.36	33.13	32.93	35.12	40.55	44.65	46.79	48.06	46.55	43.09	37.93	35.19	34.38	34.68	35.80	46.20	45.50	46.06	41.91	39.79	36.01	33.54	39 / 41
BGE	38.171	37.912	37.357	36.837	36.743	39.803	49.206	54.02	55.759	56.82	54.017	50.11	44.001	40.076	38.928	39.398	41.481	57.673	52.172	54.382	49.194	44.929	42.043	39.872	45 / 48
COMED	25.527	24.399	23.527	23.028	23.272	24.377	25.943	29.308	30.662	33.065	34.287	31.694	29.236	27.534	27.215	27.149	27.214	33.539	37.653	37.035	33.09	32.85	28.712	25.007	29 / 31
DOM	35.903	35.755	35.339	34.835	34.213	37.19	44.977	50.075	51.499	51.642	48.586	44.518	38.995	35.781	34.995	35.805	36.391	50.183	46.917	48.53	43.613	41.324	37.937	35.723	41 / 44
NEW JERSEY HUB	40.15	39.76	39.03	38.46	39.13	41.40	51.70	55.83	56.72	58.64	57.72	54.61	48.96	44.77	43.15	42.97	46.64	64.71	57.08	59.74	54.57	48.60	46.07	43.68	49 / 53
DA Forecast	75.5	73.0	72.2	72.0	72.7	74.5	78.3	81.4	84.1	85.0	84.2	83.0	81.0	78.9	78.8	77.0	78.6	84.9	86.2	85.7	84.5	82.6	79.7	76.0	80 / 82



Preliminary Real-Time Prices with Forecasted and Actual System Load

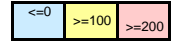
	HE1	HE2	HE3	HE4	HE5	HE6	HE7	HE8	HE9	HE10	HE11	HE12	HE13	HE14	HE15	HE16	HE17	HE18	HE19	HE20	HE21	HE22	HE23	HE24	avg all/peak
WESTERN HUB	35.06	36.13	31.55	32.53	35.11	32.16	37.56	39.88	35.77	35.84	37.75	35.35	30.85	29.99	30.43	31.61	27.44	32.66	33.55	34.27	35.59	40.03	38.36	40.07	35 / 34
BGE	39.141	40.932	35.264	37.05	40.894	37.059	45.75	49.625	44.382	43.328	46.379	39.95	33.484	31.711	33.435	35.155	28.901	37.762	39.255	41.102	42.414	48.536	44.899	50.655	40 / 40
COMED	11.213	22.845	2.1757	14.434	13.794	-9.032	23.849	9.6056	25.581	28.665	28.014	25.897	27.458	19.676	9.0384	11.297	23.658	28.112	28.79	28.795	27.899	21.679	24.206	-7.095	18 / 23
DOM	38.137	37.299	32.173	33.671	38.306	37.567	47.644	50.688	43.31	39.892	40.821	39.717	31.509	30.922	34.486	37.009	27.621	33.83	34.851	35.871	38.779	50.337	45.925	58.613	39 / 38
NEW JERSEY HUB	40.18	45.90	39.33	41.38	44.37	36.18	40.61	45.46	42.60	45.74	52.32	39.64	35.49	32.25	31.94	32.87	29.88	41.86	43.93	47.02	46.53	46.18	44.14	41.29	41 / 41
Percent Forecast	-1.62	-1.36	-1.65	-1.41	-1.48	-1.18	-1.87	-1.54	-1.86	-1.93	-1.30	-1.53	-1.34	-1.33	-3.44	-1.93	-1.78	-2.68	-0.75	-0.66	-0.67	-1.01	-1.65	-1.61	
RTLoad	74.288	72.027	71.038	71.006	71.604	73.666	76.861	80.17	82.581	83.423	83.137	81.702	79.888	77.85	76.2	75.561	77.224	82.657	85.585	85.098	83.921	81.776	78.43	74.768	



PJM Daily Report

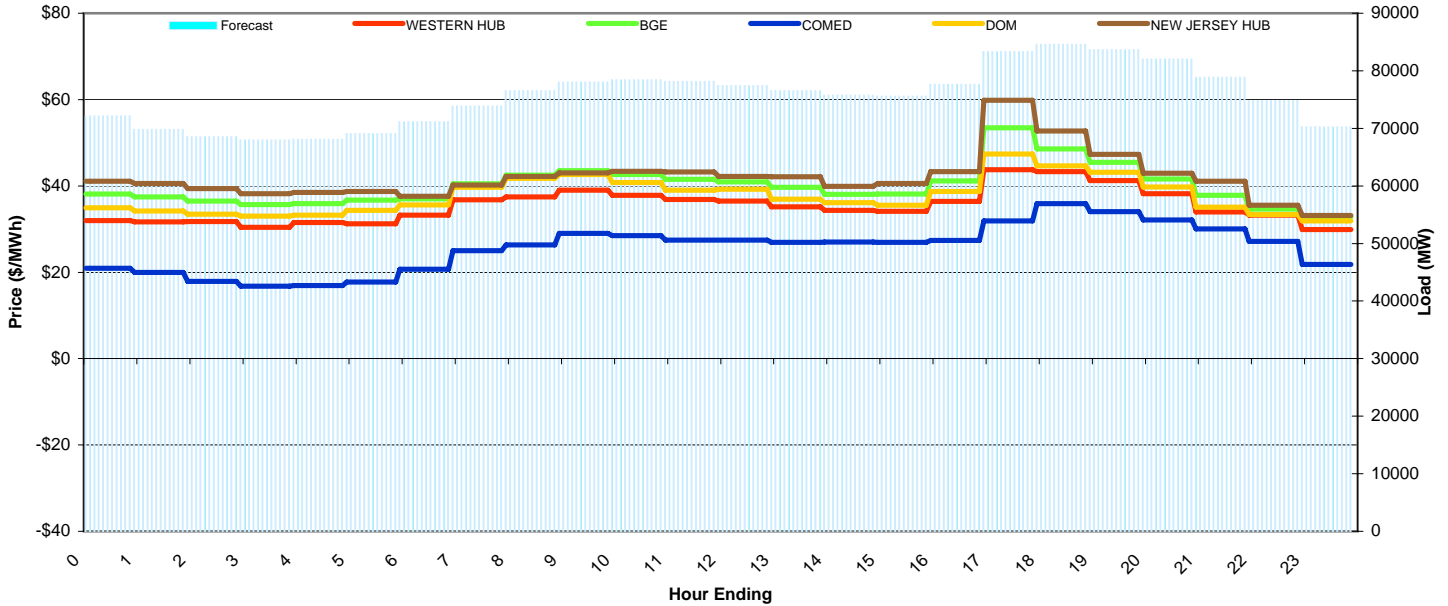
Sunday January 24, 2010

Price Color Codes:



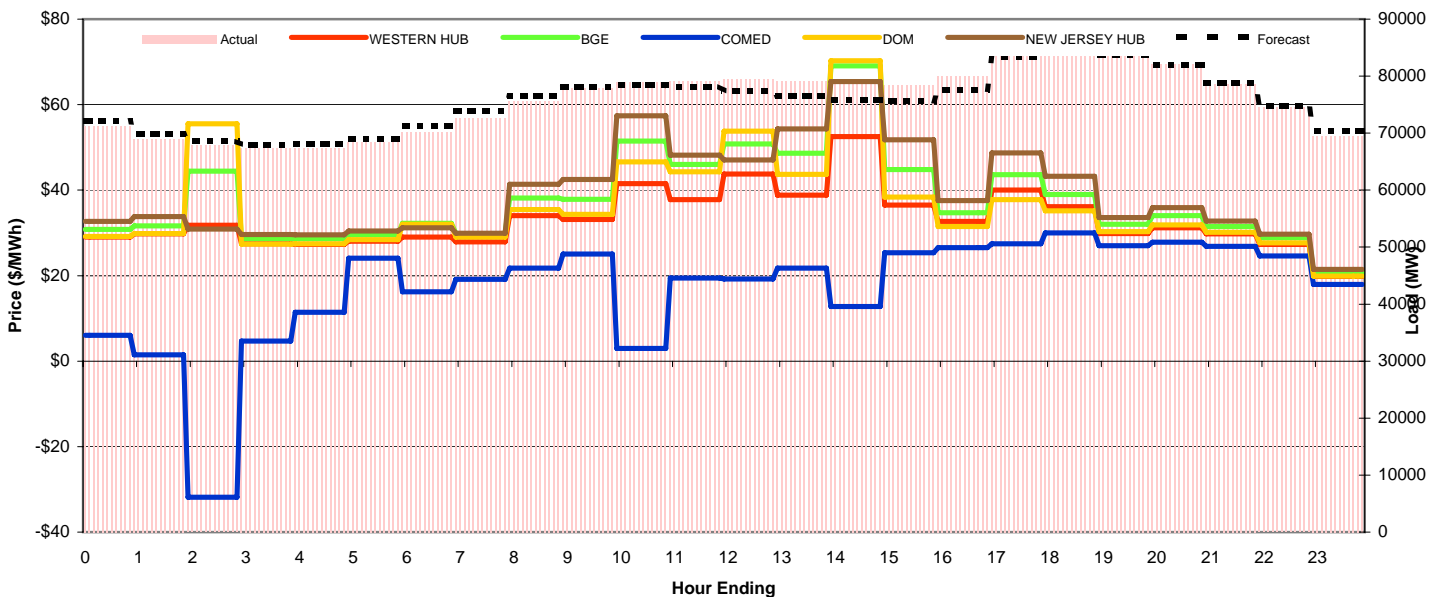
Day-Ahead Prices and Forecast Load

	HE1	HE2	HE3	HE4	HE5	HE6	HE7	HE8	HE9	HE10	HE11	HE12	HE13	HE14	HE15	HE16	HE17	HE18	HE19	HE20	HE21	HE22	HE23	HE24	avg all/peak
WESTERN HUB	32.00	31.67	31.78	30.43	31.50	31.19	33.25	36.79	37.44	39.00	37.81	36.83	36.50	35.18	34.36	34.13	36.44	43.72	43.33	41.20	38.21	34.00	33.21	29.88	35 / 37
BGE	38.15	37.428	36.466	35.668	35.909	36.745	36.997	40.476	42.494	43.549	42.65	41.554	40.96	39.659	38.049	38.118	41.147	53.432	48.607	45.451	41.57	37.855	34.633	32.888	40 / 42
COMED	20.958	19.953	17.894	16.767	16.919	17.734	20.732	24.978	26.334	29.042	28.488	27.482	27.482	26.938	26.967	26.958	27.361	31.899	35.93	34.029	32.133	30.068	27.187	21.821	26 / 29
DOM	34.929	34.176	33.456	32.974	33.235	34.376	35.609	39.694	41.775	42.644	40.764	39.026	39.271	36.941	36.094	35.564	38.72	47.408	44.621	43.152	39.748	35.088	33.379	31.921	38 / 40
NEW JERSEY HUB	41.11	40.60	39.38	38.16	38.47	38.74	37.58	40.17	42.20	43.04	43.39	43.25	42.18	42.11	39.89	40.56	43.31	59.83	52.75	47.33	42.91	41.12	35.54	33.18	42 / 44
DA Forecast	72.2	69.8	68.5	68.0	68.1	69.1	71.2	73.9	76.6	78.0	78.5	78.1	77.5	76.6	75.8	75.6	77.7	83.3	84.6	83.7	82.0	78.9	74.8	70.3	76 / 78



Preliminary Real-Time Prices with Forecasted and Actual System Load

	HE1	HE2	HE3	HE4	HE5	HE6	HE7	HE8	HE9	HE10	HE11	HE12	HE13	HE14	HE15	HE16	HE17	HE18	HE19	HE20	HE21	HE22	HE23	HE24	avg all/peak
WESTERN HUB	29.02	29.80	31.75	27.44	27.32	28.06	29.04	27.88	34.07	33.17	41.49	37.78	43.74	38.84	52.49	36.53	32.69	40.02	36.11	29.85	31.18	29.78	27.30	19.81	33 / 36
BGE	30.802	31.614	44.413	28.65	28.622	29.609	32.215	29.82	38.18	37.89	51.451	46	50.817	48.652	69.096	44.781	34.697	43.652	38.945	32.023	34.002	31.503	28.838	20.736	38 / 41
COMED	6.0216	1.5075	-31.82	4.7241	11.459	24.107	16.21	19.117	21.745	25.057	2.9693	19.473	19.226	21.733	12.809	25.324	26.552	27.476	30.003	27.022	27.86	26.866	24.583	17.932	17 / 22
DOM	29.177	29.849	55.543	27.407	27.417	28.436	32.045	29.034	35.453	34.307	46.588	44.26	53.773	43.682	70.275	38.357	31.499	37.748	35.134	30.307	31.852	30.117	27.703	19.855	36 / 39
NEW JERSEY HUB	32.71	33.83	30.88	29.61	29.55	30.47	31.18	29.93	41.36	42.46	57.38	48.18	47.06	54.32	65.43	51.76	37.57	48.74	43.22	33.62	35.90	32.73	29.68	21.47	39 / 44
Percent Forecast	-1.31	-1.16	-1.07	-0.91	-0.98	-1.00	-1.37	-1.67	-1.16	-0.17	0.67	1.35	2.54	3.34	3.64	3.66	3.04	0.66	0.86	0.34	0.04	-0.27	-0.44	-1.17	
RTLload	71.228	69.009	67.822	67.37	67.447	68.39	70.206	72.681	75.67	77.905	78.981	79.205	79.468	79.21	78.64	78.483	80.089	83.858	85.338	83.949	82.072	78.646	74.5	69.456	



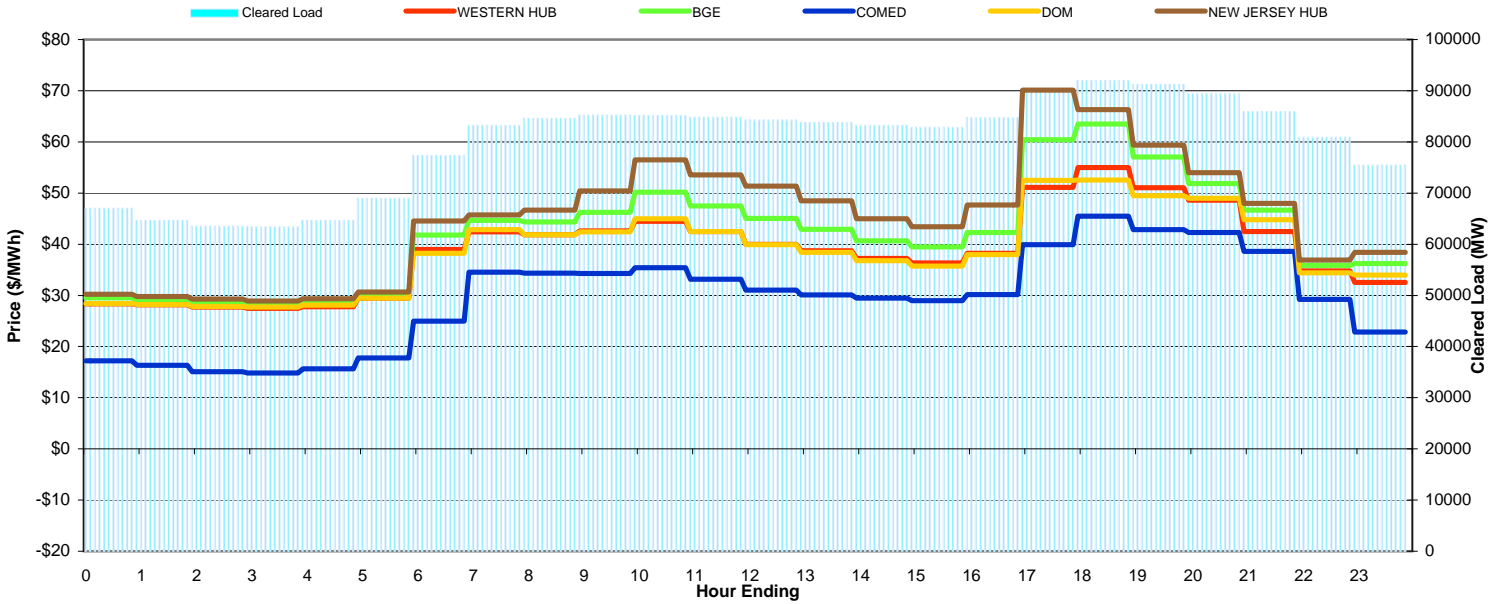
PJM Daily Report

Monday January 25, 2010

Price Color Codes: ≤0 ≥100 ≥200

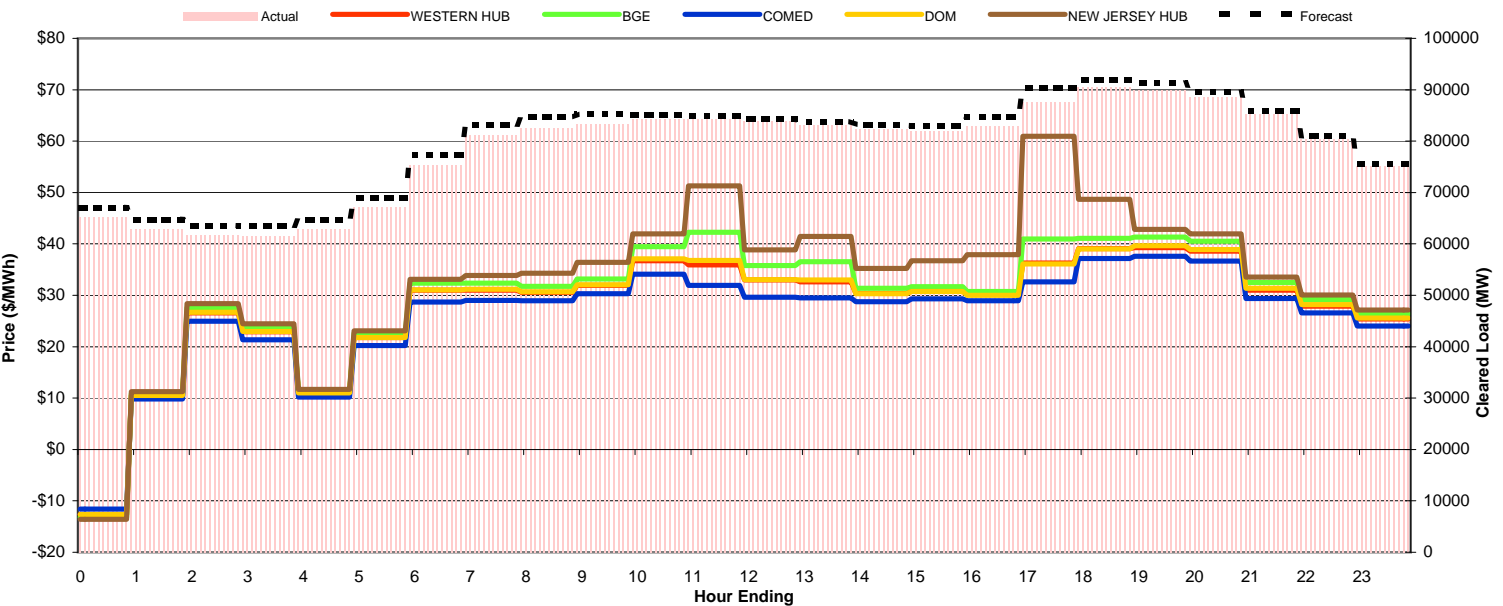
Day-Ahead Prices and Cleared Load

Hour Ending:	1	2	3	4	5	6	7	8	9	10	11	12	13	14	15	16	17	18	19	20	21	22	23	24	Avg All/ Avg On Peak
WESTERN HUB	28.34	28.13	27.70	27.49	27.79	29.47	38.99	42.43	41.84	42.63	44.46	42.47	40.00	38.69	37.20	36.37	38.21	51.10	54.96	51.05	48.61	42.50	34.81	32.54	39 / 43
BGE	29.528	29.085	28.688	28.542	28.984	30.359	41.801	44.663	44.33	46.252	50.182	47.4877	45.02	42.901	40.675	39.455	42.286	60.434	63.517	57.071	51.86	46.638	35.846	36.211	42 / 47
COMED	17.212	16.321	15.096	14.863	15.668	17.753	24.939	34.535	34.374	34.279	35.379	33.1824	31.029	30.1	29.479	28.989	30.128	39.911	45.49	42.873	42.313	38.596	29.21	22.834	29 / 35
DOM	28.414	28.192	27.837	27.701	28.092	29.441	38.209	42.88	41.865	42.443	44.947	42.454	39.937	38.411	36.805	35.726	37.944	52.479	52.529	49.51	48.969	44.809	34.401	33.94	39 / 43
NEW JERSEY HUB	30.21	29.77	29.27	28.92	29.31	30.66	44.52	45.72	46.68	50.39	56.49	53.53	51.33	48.48	44.99	43.42	47.65	70.14	66.31	59.38	53.98	47.96	36.92	38.42	45 / 51
Cleared Load (GW)	67.1	64.7	63.6	63.4	64.7	69.0	77.4	83.2	84.6	85.2	85.2	84.9	84.3	83.8	83.2	82.9	84.7	90.4	92.0	91.2	89.4	85.9	80.9	75.5	80 / 86



Preliminary Real-Time Prices with Forecasted and Actual System Load

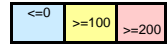
Hour Ending:	1	2	3	4	5	6	7	8	9	10	11	12	13	14	15	16	17	18	19	20	21	22	23	24	Avg All/ Avg On Peak
WESTERN HUB	-12.63	10.51	26.58	22.91	11.03	21.78	30.97	31.00	30.54	31.90	36.74	35.95	32.96	32.60	30.36	30.87	30.36	36.28	39.09	39.30	38.60	30.99	27.90	25.37	28 / 33
BGE	-13.19	10.911	27.561	23.774	11.415	22.586	32.365	32.388	31.761	33.147	39.447	42.265	35.797	36.55	31.374	31.672	30.726	40.976	41.056	41.343	40.512	32.52	29.187	26.406	30 / 36
COMED	-11.6	9.7963	24.926	21.332	10.185	20.215	28.702	28.995	28.94	30.335	34.112	31.947	29.65	29.484	28.757	29.288	28.917	32.619	37.138	37.585	36.666	29.367	26.56	24.004	26 / 31
DOM	-12.68	10.528	26.677	22.949	10.987	21.774	31.08	31.2	30.678	32.058	37.104	36.8114	33.03	32.988	30.32	30.718	30.024	36.1	39.046	39.629	38.924	31.363	28.217	25.578	28 / 34
NEW JERSEY HUB	-13.60	11.23	28.36	24.47	11.70	23.06	33.12	33.83	34.28	36.43	41.97	51.31	38.82	41.45	35.22	36.72	37.91	60.92	48.67	42.82	41.92	33.57	30.08	27.15	33 / 40
Percent Forecast	-2.79	-2.80	-2.97	-3.03	-2.83	-2.55	-2.70	-2.38	-2.44	-2.40	-1.12	-0.66	-0.54	-0.79	-0.96	-1.22	-2.19	-3.23	-1.53	-1.36	-1.02	-0.75	-0.66	-0.56	-2 / -1
RTLload	65.247	62.9	61.719	61.558	62.916	67.245	75.337	81.288	82.589	83.252	84.217	84.3264	83.847	83.131	82.426	81.872	82.894	87.561	90.61	90.001	88.54	85.304	80.41	75.074	79 / 85



PJM Daily Report

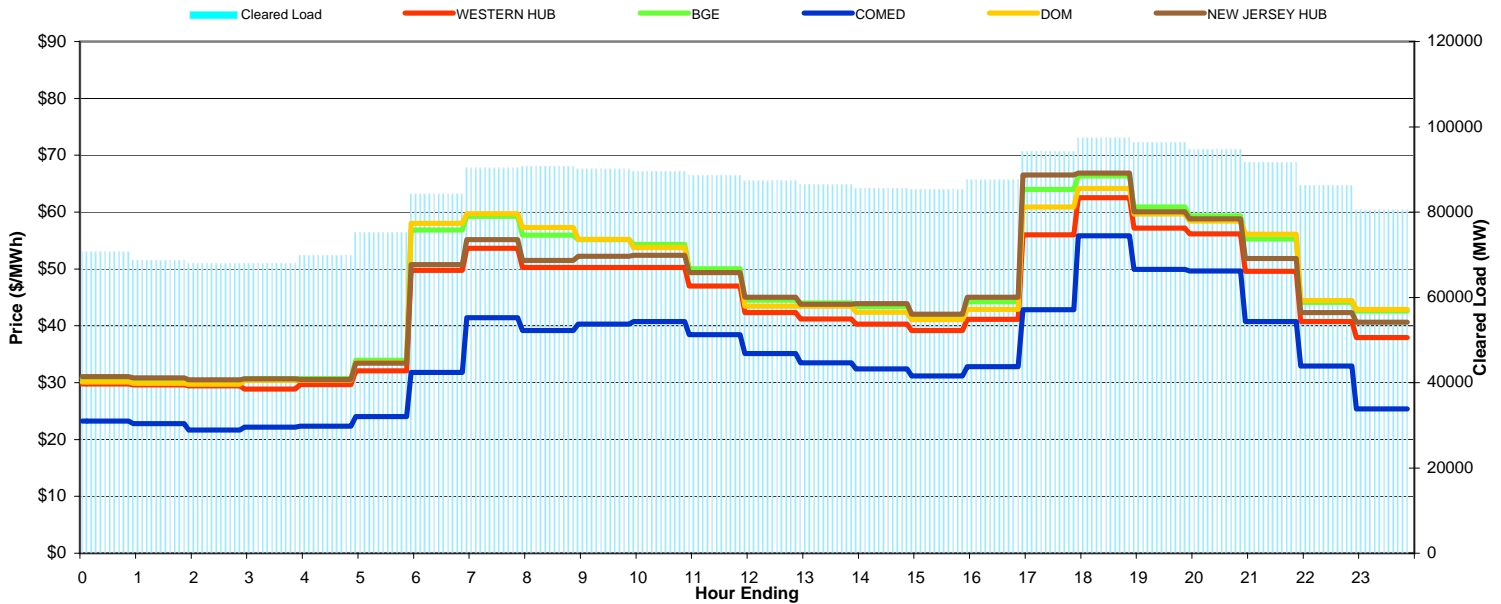
Tuesday January 26, 2010

Price Color Codes:



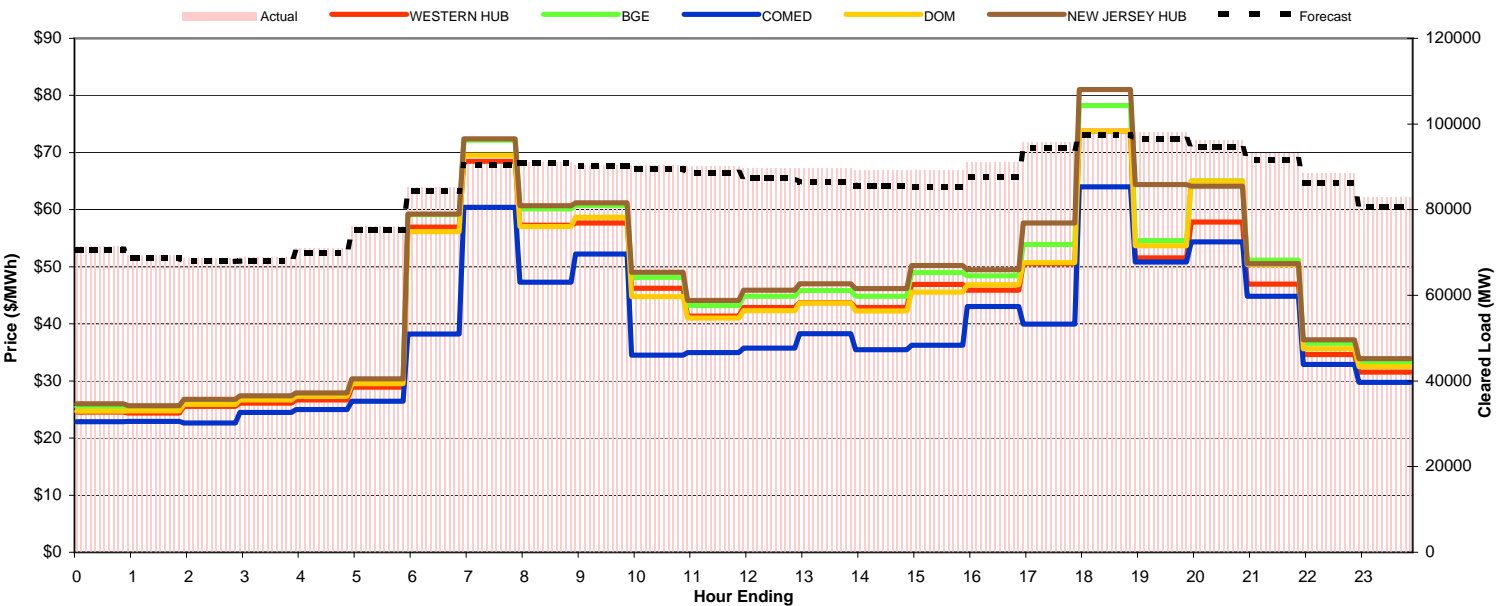
Day-Ahead Prices and Cleared Load

Hour Ending:	1	2	3	4	5	6	7	8	9	10	11	12	13	14	15	16	17	18	19	20	21	22	23	24	Avg All/ Avg On Peak
WESTERN HUB	29.77	29.61	29.45	28.88	29.68	32.11	49.77	53.63	50.24	50.24	50.29	47.00	42.33	41.21	40.28	39.19	41.17	56.00	62.52	57.20	56.19	49.61	40.73	37.91	44 / 49
BGE	30.742	30.445	30.242	30.759	30.744	33.917	56.846	59.282	55.923	55.166	54.303	50.0433	44.524	44.015	43.376	41.849	44.24	64.023	66.349	60.909	59.347	55.262	44.101	42.622	47 / 53
COMED	23.272	22.801	21.652	22.173	22.333	24.048	31.812	41.44	39.194	40.28	40.752	38.4338	35.113	33.488	32.416	31.196	32.841	42.848	55.859	49.933	49.646	40.754	32.908	25.36	35 / 40
DOM	30.097	29.912	29.729	30.376	30.457	33.555	58.007	59.716	57.291	55.205	53.754	49.3728	43.444	43.425	42.356	41.081	42.864	60.888	64.165	59.683	58.404	56.14	44.443	42.875	47 / 52
NEW JERSEY HUB	31.06	30.82	30.51	30.67	30.54	33.45	50.75	55.15	51.52	52.25	52.38	49.37	45.04	43.78	43.89	42.04	45.00	66.50	66.84	60.08	58.84	51.83	42.32	40.64	46 / 52
Cleared Load (GW)	70.7	68.6	67.9	68.0	69.9	75.2	84.3	90.3	90.8	90.1	89.5	88.6	87.4	86.5	85.6	85.3	87.6	94.3	97.4	96.5	94.7	91.7	86.3	80.5	84 / 90



Preliminary Real-Time Prices with Forecasted and Actual System Load

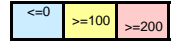
Hour Ending:	1	2	3	4	5	6	7	8	9	10	11	12	13	14	15	16	17	18	19	20	21	22	23	24	Avg All/ Avg On Peak
WESTERN HUB	24.54	24.40	25.54	26.10	26.66	28.91	56.94	68.49	57.29	57.69	46.22	41.36	42.85	43.73	42.89	46.89	45.89	50.55	73.76	51.55	57.83	46.99	34.61	31.55	44 / 51
BGE	25.441	25.307	26.449	27.137	27.738	30.209	59.142	72.18	60.104	60.77	48.156	43.2007	44.817	45.837	44.851	48.99	48.441	53.911	78.228	54.596	65.043	51.175	36.585	33.258	46 / 54
COMED	22.838	22.896	22.661	24.503	25.006	26.448	38.246	60.433	47.293	52.212	34.534	34.9615	35.74	38.271	35.455	36.28	43.014	39.96	63.999	50.818	54.333	44.821	32.872	29.736	38 / 44
DOM	24.72	24.791	25.909	26.656	27.313	29.523	56.131	69.52	57.056	58.654	44.752	41.0231	42.314	43.667	42.266	45.558	46.836	50.741	73.776	53.677	65.014	50.404	35.662	32.487	45 / 51
NEW JERSEY HUB	25.99	25.64	26.78	27.38	27.90	30.36	59.24	72.42	60.69	61.17	49.05	44.09	45.91	47.03	46.17	50.23	49.49	57.67	81.06	64.37	64.10	50.53	37.20	33.92	47 / 55
Percent Forecast	0.94	1.15	0.96	1.27	1.55	1.32	0.99	0.47	0.22	0.43	1.06	1.64	2.62	3.45	3.93	4.35	3.84	1.58	1.18	1.64	1.67	1.66	2.33	2.87	2 / 2
RTLoad	71.336	69.427	68.57	68.885	71.012	76.217	85.149	90.771	91.046	90.49	90.478	90.1026	89.714	89.56	89.126	89.208	91.054	95.82	98.593	98.056	96.347	93.233	88.391	82.919	86 / 92



PJM Daily Report

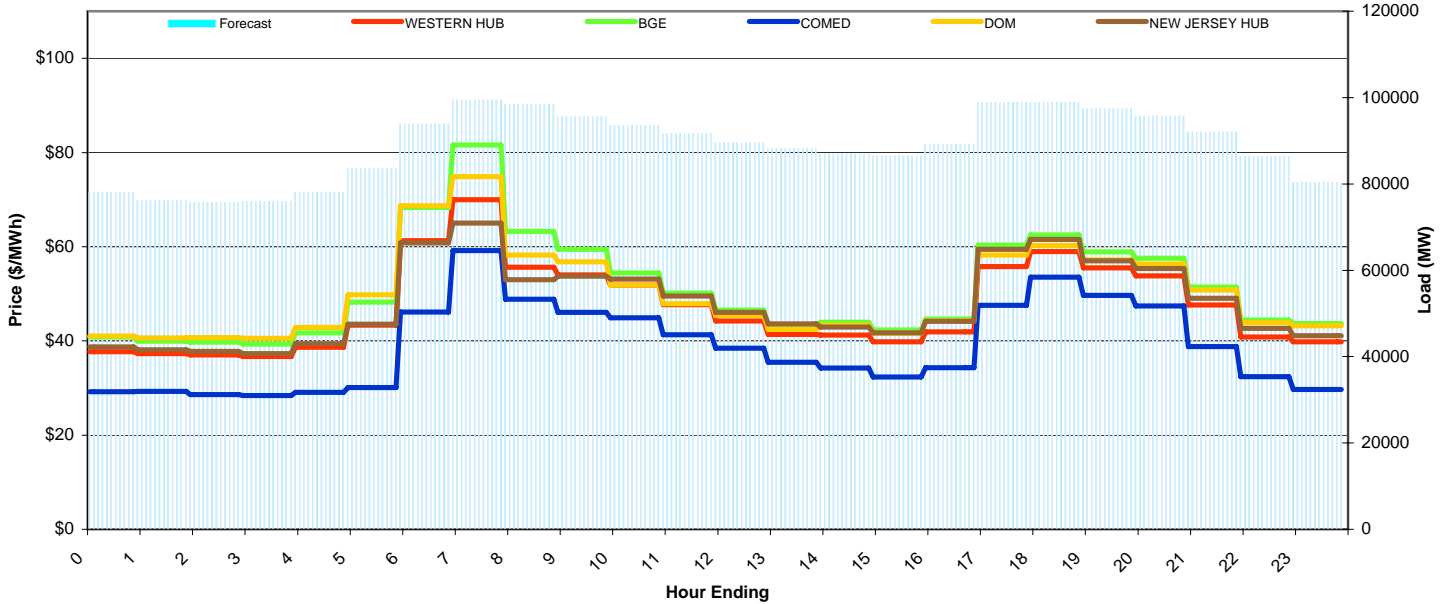
Wednesday January 27, 2010

Price Color Codes:



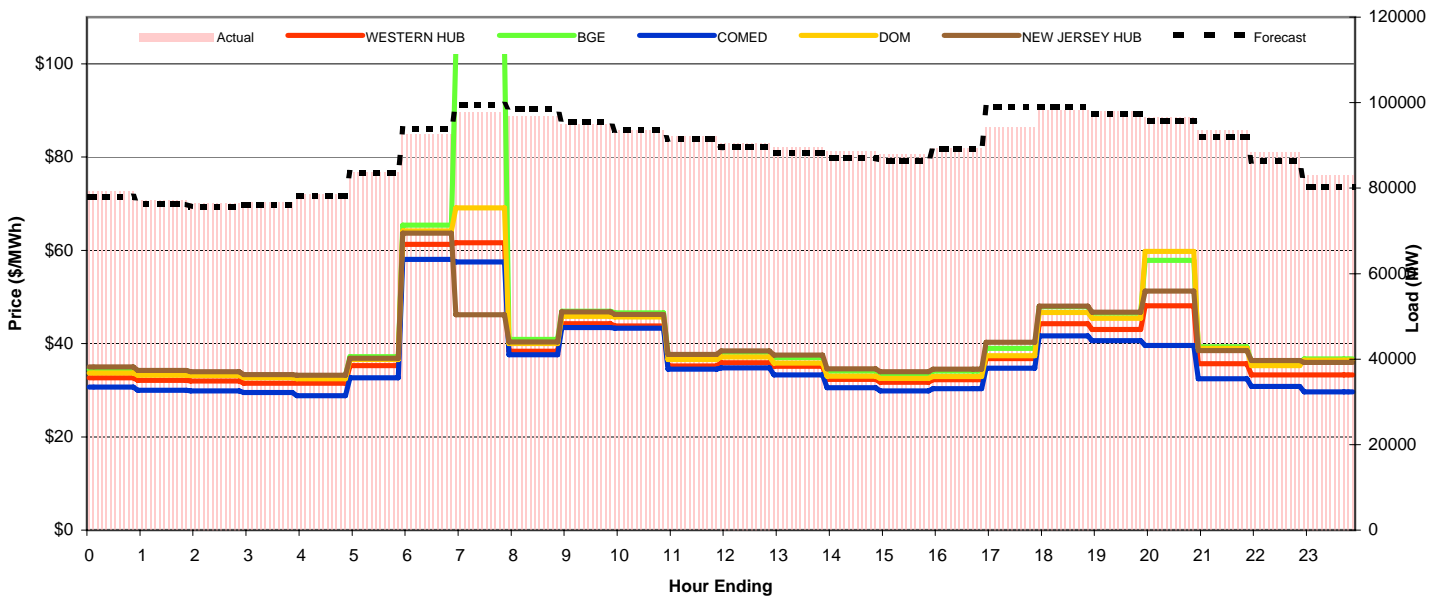
Day-Ahead Prices and Forecast Load

	HE1	HE2	HE3	HE4	HE5	HE6	HE7	HE8	HE9	HE10	HE11	HE12	HE13	HE14	HE15	HE16	HE17	HE18	HE19	HE20	HE21	HE22	HE23	HE24	avg all/peak
WESTERN HUB	37.70	37.27	37.06	36.66	38.64	43.34	61.28	70.00	55.67	54.00	51.81	47.70	44.24	41.37	41.21	39.81	41.89	55.79	59.00	55.49	53.83	47.60	40.80	39.84	47 / 50
BGE	40.85	39.953	39.775	39.317	41.685	48.233	68.367	81.584	63.244	59.475	54.43	50.154	46.562	43.514	43.965	42.346	44.625	60.367	62.509	58.909	57.568	51.444	44.419	43.72	51 / 54
COMED	29.2	29.286	28.581	28.367	29.102	30.132	46.106	59.185	48.875	46.062	44.901	41.34	38.427	35.475	34.269	32.313	34.307	47.549	53.514	49.668	47.435	38.764	32.43	29.657	39 / 43
DOM	41.044	40.634	40.725	40.539	42.883	49.771	68.671	74.87	58.231	56.818	51.856	47.916	45.385	42.483	43.359	41.677	44.262	58.241	60.232	57.2	56.3	50.844	43.888	43.18	50 / 52
NEW JERSEY HUB	38.71	38.10	37.77	37.32	39.41	43.52	60.78	65.00	52.99	53.72	53.10	49.53	46.06	43.61	42.96	41.70	44.17	59.44	61.53	57.00	55.37	49.08	42.70	41.09	48 / 51
DA Forecast	78.0	76.3	75.7	76.0	78.1	83.6	93.9	99.5	98.4	95.5	93.6	91.6	89.6	88.2	87.0	86.5	89.2	99.0	99.0	97.4	95.8	92.1	86.3	80.3	89 / 93



Preliminary Real-Time Prices with Forecasted and Actual System Load

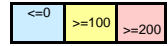
	HE1	HE2	HE3	HE4	HE5	HE6	HE7	HE8	HE9	HE10	HE11	HE12	HE13	HE14	HE15	HE16	HE17	HE18	HE19	HE20	HE21	HE22	HE23	HE24	avg all/peak
WESTERN HUB	32.66	32.09	31.99	31.51	31.47	35.27	61.29	61.65	38.39	44.23	43.76	35.19	35.88	35.13	32.32	31.71	32.25	36.78	44.28	43.01	48.08	35.65	33.25	33.27	38 / 39
BGE	34.435	33.826	33.695	33.175	33.117	37.199	65.394	103.17	40.874	46.963	46.576	37.589	38.179	36.987	34.089	33.554	34.074	39.007	47.918	46.523	57.841	39.344	35.863	36.695	43 / 45
COMED	30.674	30.001	29.852	29.527	28.826	32.644	58.082	57.485	37.613	43.46	43.276	34.538	34.814	33.276	30.555	29.853	30.338	34.724	41.656	40.642	39.569	32.453	30.811	29.633	36 / 37
DOM	33.723	33.221	33.159	32.665	32.485	36.541	64.128	69.104	40.012	45.845	45.685	36.559	37.1	35.81	32.991	32.506	32.951	37.384	46.672	45.396	59.746	38.966	35.288	36.441	41 / 42
NEW JERSEY HUB	34.98	34.25	33.98	33.36	33.20	36.85	63.66	46.19	40.35	46.78	46.23	37.68	38.41	37.51	34.56	33.95	34.49	40.28	48.06	46.74	51.25	38.48	36.37	35.99	40 / 41
Percent Forecast	1.38	0.93	1.03	0.90	0.63	0.02	-1.35	-1.92	-1.76	-0.62	-0.03	0.59	1.12	1.56	1.72	1.58	0.05	-4.97	-0.70	0.57	0.87	1.46	2.33	3.34	
RTLload	79.121	77.015	76.476	76.706	78.619	83.648	92.623	97.624	96.745	94.942	93.576	92.127	90.578	89.569	88.482	87.851	89.216	94.291	98.283	97.925	96.613	93.45	88.385	83.122	



PJM Daily Report

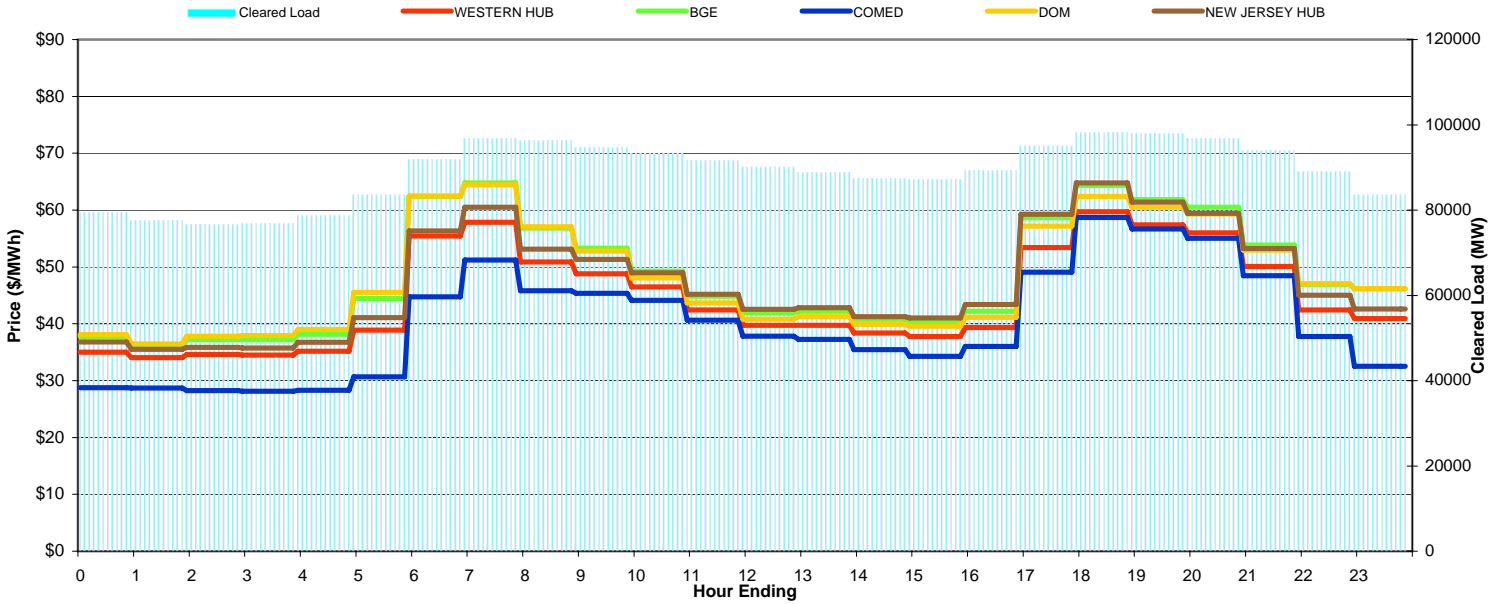
Thursday January 28, 2010

Price Color Codes:



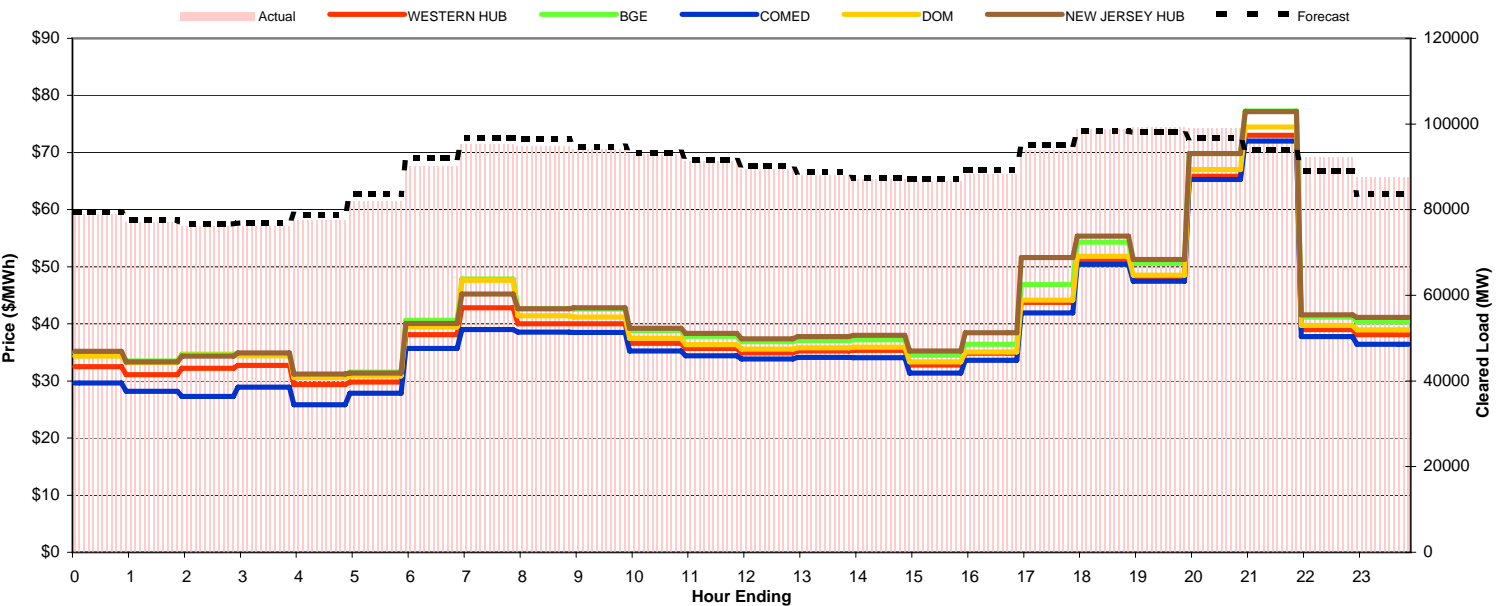
Day-Ahead Prices and Cleared Load

Hour Ending:	1	2	3	4	5	6	7	8	9	10	11	12	13	14	15	16	17	18	19	20	21	22	23	24	Avg All/ Avg On Peak
WESTERN HUB	35.00	34.05	34.60	34.52	35.15	38.91	55.44	57.88	50.88	48.82	46.49	42.46	39.74	39.71	38.38	37.79	39.32	53.39	59.70	57.40	55.99	50.10	42.41	40.91	45 / 48
BGE	37.759	36.24	37.197	37.206	38.158	44.442	62.448	64.811	56.845	53.292	49.236	44.8597	41.92	42.204	40.785	40.272	42.224	58.657	64.307	61.864	60.484	53.889	46.937	46.167	48 / 51
COMED	28.777	28.697	28.269	28.153	28.337	30.685	44.76	51.21	45.804	45.38	44.11	40.6129	37.81	37.289	35.449	34.278	36.049	49.07	58.704	56.678	55.074	48.466	37.772	32.506	40 / 45
DOM	38.091	36.49	37.827	37.922	39.003	45.511	62.469	64.44	57.078	52.791	48.077	43.7042	40.812	41.231	39.909	39.571	41.172	57.184	62.417	60.498	59.35	52.981	47.031	46.196	48 / 51
NEW JERSEY HUB	36.82	35.54	35.84	35.73	36.77	41.10	56.34	60.52	53.13	51.36	48.98	45.22	42.57	42.84	41.27	41.01	43.40	59.27	64.78	61.41	59.43	53.25	45.05	42.59	47 / 51
Cleared Load (GW)	79.4	77.6	76.6	76.9	78.8	83.6	91.9	96.9	96.4	94.8	93.3	91.7	90.1	88.9	87.5	87.3	89.4	95.1	98.3	98.0	96.9	94.0	89.1	83.6	89 / 93



Preliminary Real-Time Prices with Forecasted and Actual System Load

Hour Ending:	1	2	3	4	5	6	7	8	9	10	11	12	13	14	15	16	17	18	19	20	21	22	23	24	Avg All/ Avg On Peak
WESTERN HUB	32.52	31.08	32.23	32.74	29.34	29.82	38.11	42.81	39.99	40.02	36.58	35.68	34.90	35.25	35.35	32.80	34.85	43.78	51.30	47.76	65.85	73.01	39.00	38.09	40 / 43
BGE	34.932	33.497	34.669	34.733	31.092	31.528	40.612	47.862	42.651	42.566	38.853	37.8145	36.869	37.113	37.229	34.538	36.41	46.916	54.313	50.626	69.835	77.298	41.171	40.342	42 / 46
COMED	29.649	28.177	27.265	28.9	25.86	27.855	35.72	39.013	38.571	38.507	35.222	34.4116	33.866	34.111	34.057	31.357	33.62	41.899	50.445	47.466	65.304	71.999	37.784	36.404	38 / 42
DOM	34.373	33.225	34.513	34.417	30.62	30.851	39.45	47.628	41.409	41.216	37.486	36.3882	35.599	35.826	35.933	33.339	35.082	44.164	51.814	48.546	67.039	74.452	39.741	38.974	41 / 44
NEW JERSEY HUB	35.18	33.34	34.36	34.93	31.22	31.41	40.10	45.21	42.64	42.81	39.24	38.34	37.39	37.79	38.01	35.26	38.45	51.59	55.38	51.30	69.83	77.19	41.61	41.15	43 / 46
Percent Forecast	-0.58	-0.65	-0.59	-1.05	-1.73	-2.07	-1.94	-1.67	-1.59	-0.84	-0.44	-0.41	-0.83	-0.97	-0.45	-0.75	-1.37	-1.41	0.44	1.29	2.10	2.79	3.41	4.59	0 / 0
RTLoad	78.984	77.068	76.188	76.056	77.471	81.881	90.2	95.278	94.885	93.973	92.938	91.2915	89.373	88	87.091	86.628	88.154	93.755	98.749	99.322	98.947	96.729	92.202	87.615	89 / 93



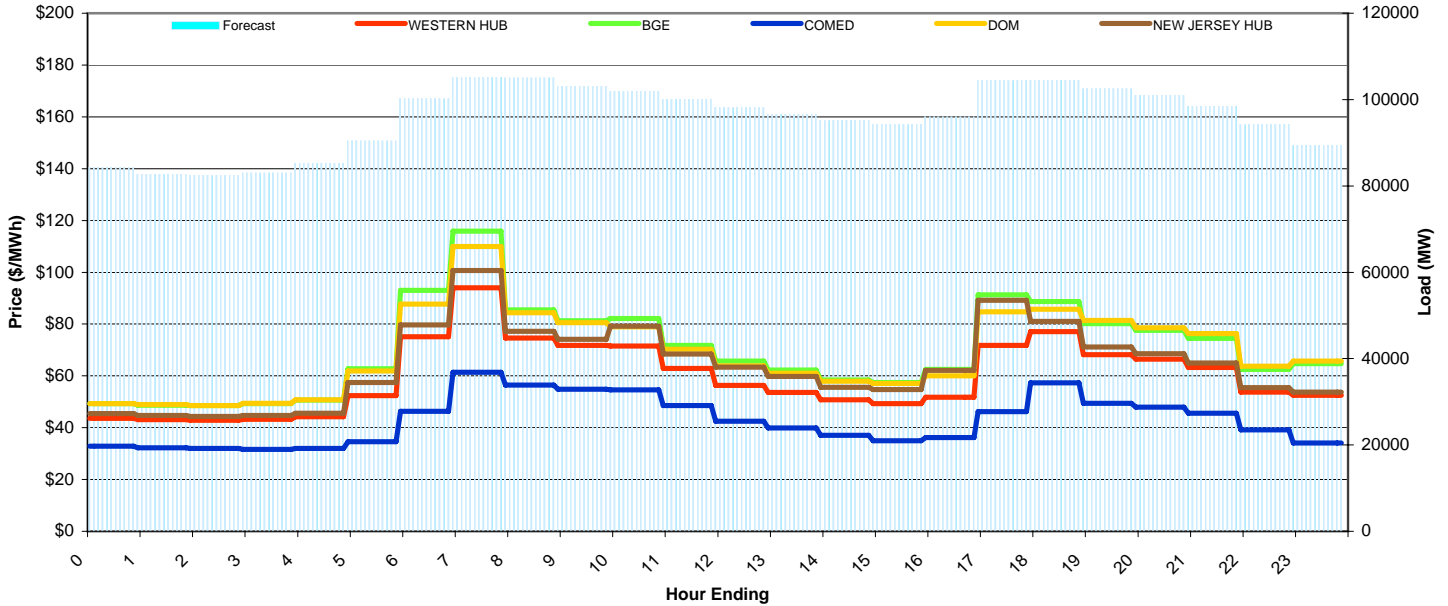
PJM Daily Report

Friday January 29, 2010

Price Color Codes: ≤0 ≥100 ≥200

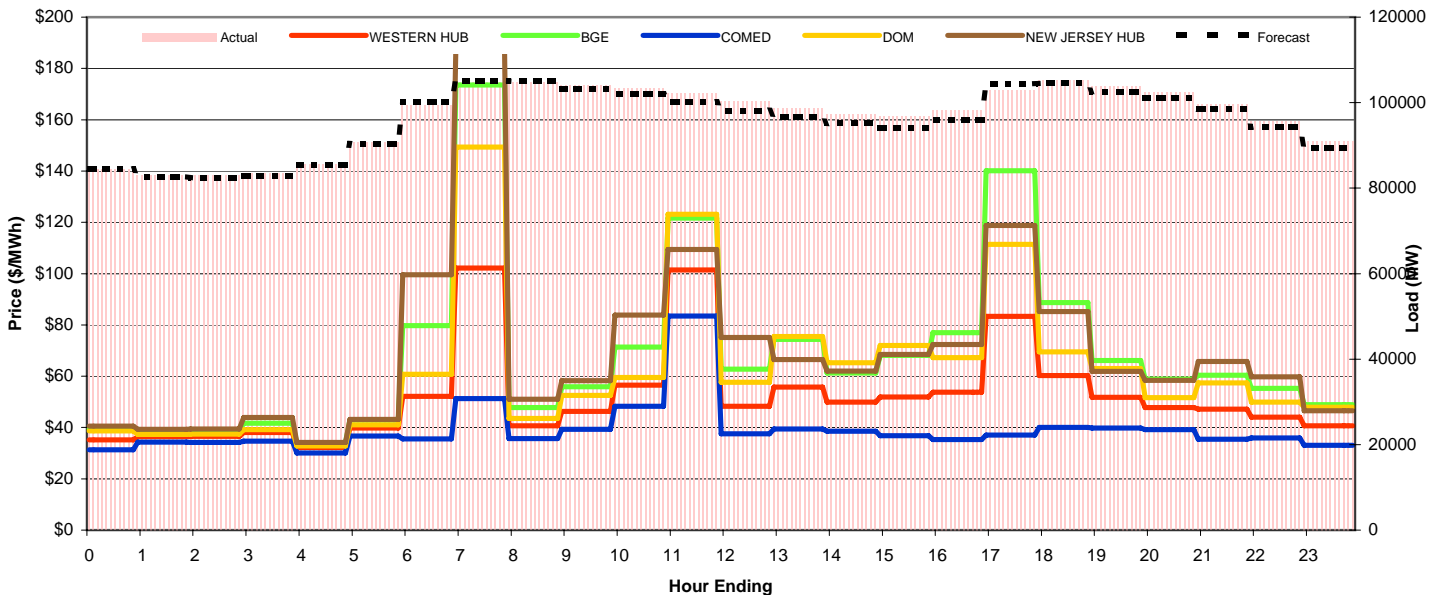
Day-Ahead Prices and Forecast Load

	HE1	HE2	HE3	HE4	HE5	HE6	HE7	HE8	HE9	HE10	HE11	HE12	HE13	HE14	HE15	HE16	HE17	HE18	HE19	HE20	HE21	HE22	HE23	HE24	avg all/peak
WESTERN HUB	43.55	43.05	42.85	43.21	44.20	52.36	75.16	93.96	74.66	71.81	71.54	62.93	56.38	53.66	50.72	49.35	51.74	71.77	77.10	68.24	66.47	63.26	53.80	52.50	60 / 65
BGE	49.264	48.621	48.506	49.231	50.632	62.71	92.993	115.85	85.533	81.26	82.199	71.734	65.669	62.301	58.48	57.431	62.534	91.274	88.65	80.167	77.616	74.488	62.51	64.768	70 / 76
COMED	32.834	32.273	31.989	31.57	32.045	34.551	46.268	61.45	56.472	54.793	54.589	48.602	42.5	39.887	37.071	34.959	36.144	46.242	57.329	49.465	47.881	45.645	39.129	34.153	43 / 47
DOM	49.245	48.876	48.606	49.447	50.717	61.913	87.674	109.92	84.342	80.532	78.94	70.256	63.923	61.007	57.991	57.109	60.028	84.697	85.68	81.39	78.599	76.38	63.691	65.737	69 / 75
NEW JERSEY HUB	45.50	44.69	44.34	44.68	45.54	57.40	79.68	100.69	77.24	74.10	79.19	68.41	63.43	59.82	55.54	54.75	62.18	89.13	81.04	71.18	68.57	65.00	55.49	53.79	64 / 70
DA Forecast	84.3	82.8	82.4	83.0	85.3	90.4	100.2	105.2	105.1	103.1	102.0	100.1	98.1	96.6	95.1	94.2	96.0	104.5	104.5	102.5	101.1	98.4	94.2	89.4	96 / 100



Preliminary Real-Time Prices with Forecasted and Actual System Load

	HE1	HE2	HE3	HE4	HE5	HE6	HE7	HE8	HE9	HE10	HE11	HE12	HE13	HE14	HE15	HE16	HE17	HE18	HE19	HE20	HE21	HE22	HE23	HE24	avg all/peak
WESTERN HUB	35.13	36.48	36.57	38.02	32.21	39.75	52.19	102.19	40.68	46.27	56.53	101.47	48.23	55.74	49.91	51.94	53.75	83.30	60.29	51.79	47.83	47.20	44.00	40.68	52 / 59
BGE	39.364	38.544	38.642	41.614	33.947	42.949	79.664	173.6	47.832	55.942	71.368	121.7	62.757	74.371	61.314	68.068	76.969	140.11	88.753	66.117	58.897	60.345	55.263	48.866	69 / 80
COMED	31.338	34.333	34.188	34.651	30.097	36.68	35.592	51.279	35.704	39.343	48.225	83.518	37.507	39.389	38.518	36.759	35.279	37.114	40.078	39.786	39.126	35.488	35.893	33.038	39 / 42
DOM	38.662	37.344	37.378	39.129	32.812	41.095	60.715	149.31	43.603	52.52	59.464	123.13	57.584	75.456	65.197	71.988	67.284	111.4	69.537	63.064	51.67	57.363	49.852	47.94	63 / 73
NEW JERSEY HUB	40.54	39.27	39.41	43.95	34.22	43.20	99.57	188.36	50.98	58.30	83.83	109.46	75.13	66.49	62.02	68.49	72.31	118.75	85.16	61.92	58.39	65.71	59.75	46.49	70 / 80
Percent Forecast	0.15	0.42	0.55	0.65	0.30	0.36	-0.75	-0.47	-0.38	0.88	1.39	2.02	2.19	2.03	2.21	2.74	2.34	-1.67	0.71	1.34	1.23	1.26	1.32	1.78	
RTLoad	84.471	83.107	82.89	83.527	85.601	90.758	99.449	104.72	104.65	104.04	103.42	102.15	100.34	98.611	97.288	96.828	98.325	102.75	105.23	103.91	102.32	99.659	95.487	91.045	



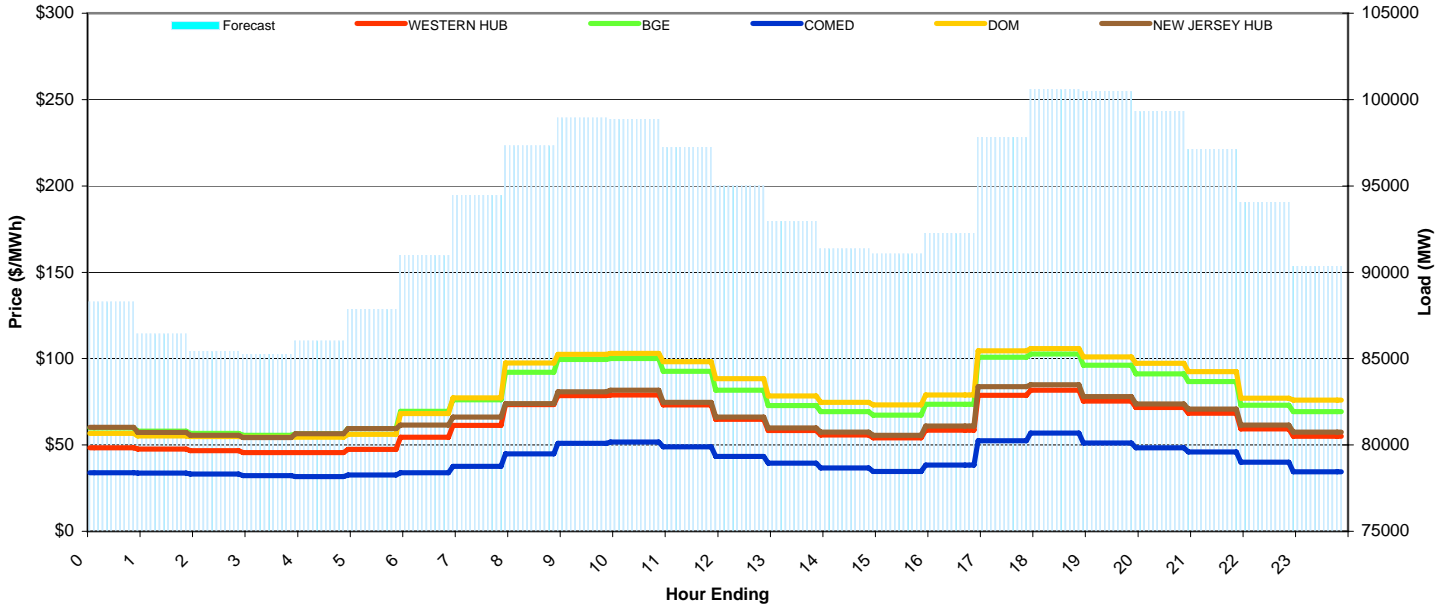
PJM Daily Report

Saturday January 30, 2010

Price Color Codes: ≤0 ≥100 ≥200

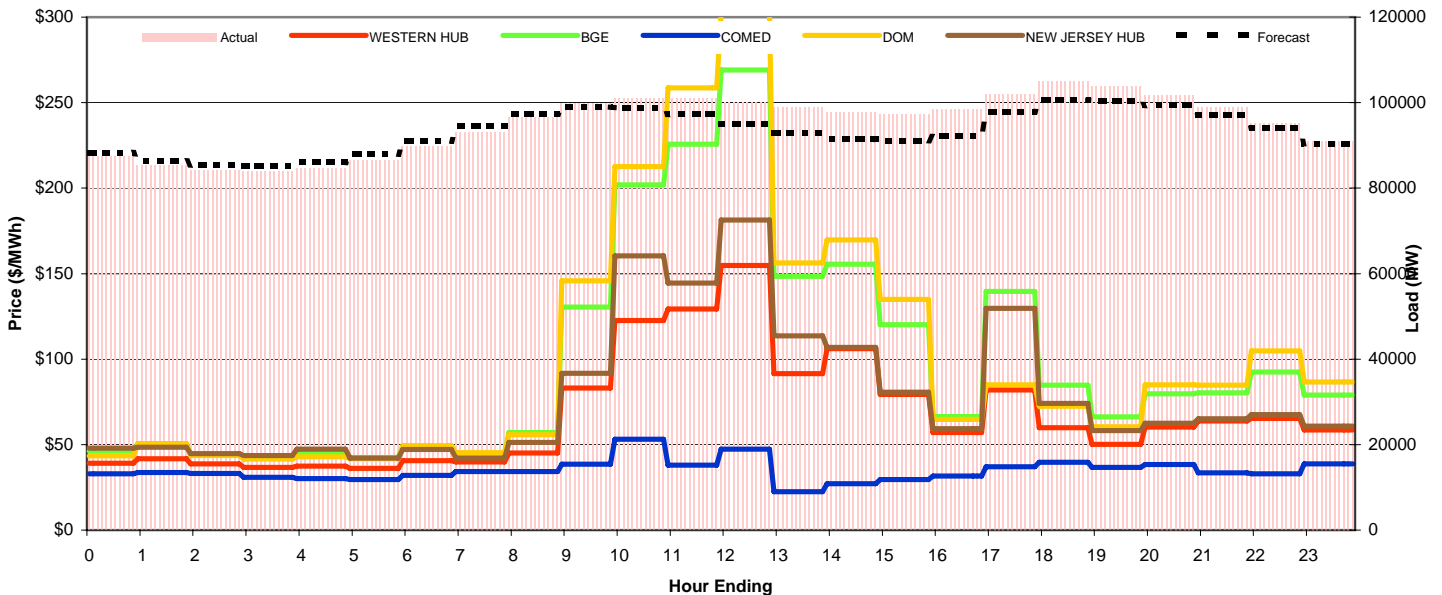
Day-Ahead Prices and Forecast Load

	HE1	HE2	HE3	HE4	HE5	HE6	HE7	HE8	HE9	HE10	HE11	HE12	HE13	HE14	HE15	HE16	HE17	HE18	HE19	HE20	HE21	HE22	HE23	HE24	avg all/peak
WESTERN HUB	48.34	47.58	46.75	45.62	45.63	47.51	54.50	61.30	73.30	78.62	78.88	73.28	64.78	58.43	55.75	54.17	58.47	78.84	81.72	75.41	71.76	68.38	59.27	55.07	62 / 68
BGE	59.831	57.92	56.738	55.66	56.439	59.561	69.395	76.098	92.181	99.525	100.03	92.705	81.675	72.87	69.366	67.343	73.52	100.72	102.61	96.092	91.209	86.761	72.939	69.311	78 / 86
COMED	34	33.687	33.128	32.183	31.61	32.561	33.921	37.54	44.818	51.035	51.647	48.904	43.398	39.448	36.679	34.618	38.274	52.483	56.917	51.158	48.368	45.989	39.959	34.39	41 / 45
DOM	56.643	55.246	54.888	54.534	54.502	56.22	68.179	77.278	97.503	102.55	103.06	98.26	88.342	78.299	74.608	73.123	78.989	104.43	105.74	100.99	97.28	92.393	77.041	76.026	80 / 91
NEW JERSEY HUB	60.19	57.22	55.65	54.34	56.50	59.40	61.52	66.18	73.85	80.74	81.81	74.63	66.10	59.87	57.44	55.55	61.05	83.82	84.92	78.01	73.80	70.88	61.48	57.42	66 / 71
DA Forecast	88.3	86.4	85.4	85.3	86.0	87.9	91.0	94.5	97.3	98.9	98.8	97.3	95.0	93.0	91.4	91.1	92.3	97.8	100.6	100.5	99.3	97.1	94.1	90.4	93 / 96



Preliminary Real-Time Prices with Forecasted and Actual System Load

	HE1	HE2	HE3	HE4	HE5	HE6	HE7	HE8	HE9	HE10	HE11	HE12	HE13	HE14	HE15	HE16	HE17	HE18	HE19	HE20	HE21	HE22	HE23	HE24	avg all/peak
WESTERN HUB	39.10	41.72	38.68	36.72	37.35	36.13	40.61	39.86	45.10	83.03	122.66	129.29	154.71	91.53	106.07	79.39	57.11	81.99	59.82	50.09	60.32	63.73	65.25	58.51	67 / 81
BGE	46.262	50.575	44.543	42.784	45.203	42.549	49.262	45.002	57.046	130.38	201.85	225.78	269.06	148.34	155.57	120.18	66.443	139.69	84.803	66.185	79.689	80.364	92.43	78.975	98 / 123
COMED	33.024	33.622	33.076	30.91	30.115	29.48	31.949	34.193	34.186	38.562	53.192	37.987	47.261	22.499	27.123	29.546	31.641	37.122	39.652	36.753	38.328	33.577	33.014	38.775	35 / 36
DOM	43.39	50.578	43.569	41.471	42.909	41.668	49.25	45.354	55.691	145.84	212.68	258.59	302.63	156.35	169.66	134.91	64.753	85.02	72.335	60.446	84.906	84.791	104.73	86.678	102 / 127
NEW JERSEY HUB	47.95	48.45	44.69	43.54	47.28	42.19	47.07	42.19	51.26	91.67	160.29	144.40	181.38	113.66	106.92	80.67	59.23	129.76	74.18	58.21	62.55	65.20	67.61	60.83	78 / 93
Percent Forecast	-0.95	-1.32	-1.53	-1.48	-1.69	-1.50	-1.43	-1.42	-0.87	0.76	2.19	3.70	5.05	5.92	6.47	6.29	6.23	4.14	4.07	3.18	2.44	1.68	1.15	0.75	
RTLload	87.459	85.31	84.135	84.014	84.603	86.554	89.689	93.15	96.495	99.691	101.05	101	100.07	98.808	97.689	97.171	98.377	102.05	104.85	103.78	101.79	98.796	95.158	91.042	



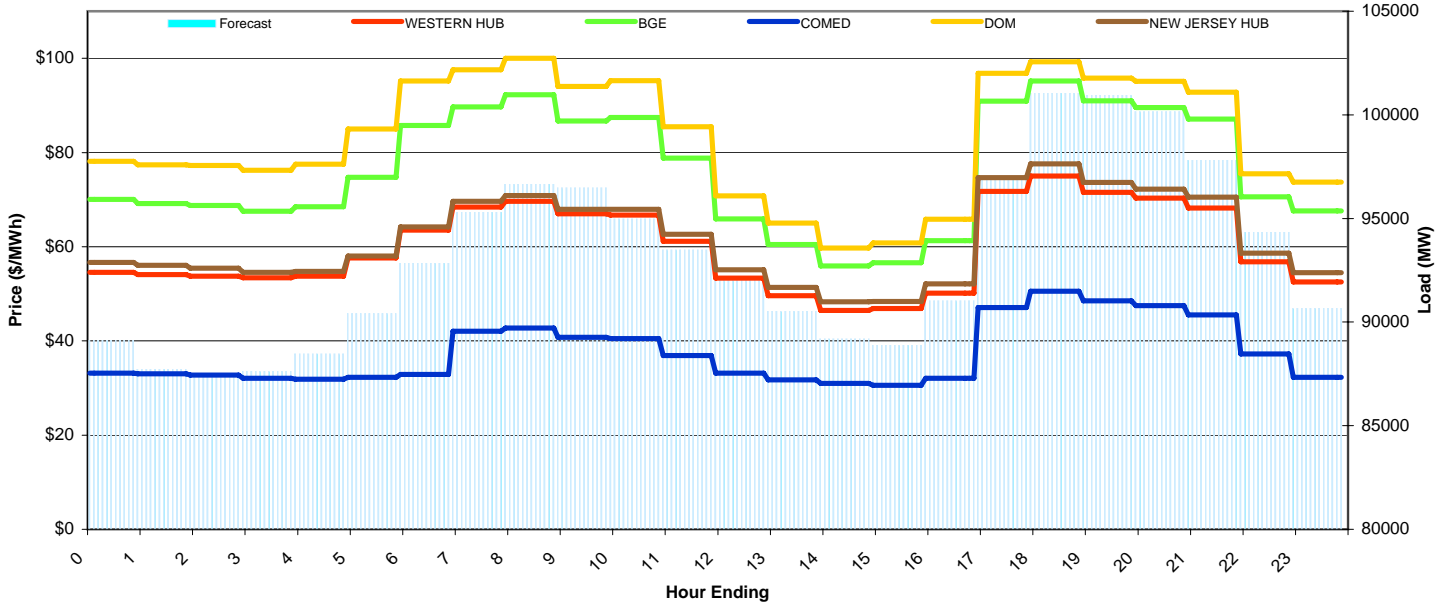
PJM Daily Report

Sunday January 31, 2010

Price Color Codes: ≤0 ≥100 ≥200

Day-Ahead Prices and Forecast Load

	HE1	HE2	HE3	HE4	HE5	HE6	HE7	HE8	HE9	HE10	HE11	HE12	HE13	HE14	HE15	HE16	HE17	HE18	HE19	HE20	HE21	HE22	HE23	HE24	avg all/peak
WESTERN HUB	54.56	54.07	53.77	53.43	53.76	57.62	63.51	68.43	69.64	66.97	66.71	61.15	53.37	49.58	46.47	46.89	50.16	71.77	75.00	71.53	70.29	68.23	56.80	52.55	60 / 62
BGE	70.07	69.18	68.756	67.531	68.458	74.731	85.75	89.685	92.261	86.69	87.41	78.83	65.922	60.449	55.923	56.618	61.276	90.874	95.185	90.99	89.521	87.117	70.621	67.601	76 / 79
COMED	33.146	33.007	32.747	32.062	31.833	32.261	32.858	42.045	42.733	40.794	40.465	36.918	33.161	31.741	30.984	30.581	32.037	47.077	50.518	48.485	47.511	45.527	37.253	32.3	37 / 40
DOM	78.122	77.355	77.281	76.23	77.54	84.98	95.181	97.554	100.04	94.011	95.269	85.454	70.804	64.992	59.726	60.791	65.818	96.786	99.289	95.777	95.118	92.822	75.455	73.691	83 / 84
NEW JERSEY HUB	56.67	56.06	55.43	54.54	54.76	58.03	64.24	69.63	70.85	67.97	67.92	62.64	55.12	51.38	48.34	48.40	52.14	74.65	77.56	73.63	72.25	70.54	58.66	54.47	61 / 64
DA Forecast	89.1	87.7	87.3	87.6	88.5	90.4	92.8	95.3	96.7	96.5	95.0	93.5	92.0	90.5	89.2	88.9	91.0	97.0	101.1	101.0	100.2	97.8	94.3	90.7	93 / 95



Preliminary Real-Time Prices with Forecasted and Actual System Load

	HE1	HE2	HE3	HE4	HE5	HE6	HE7	HE8	HE9	HE10	HE11	HE12	HE13	HE14	HE15	HE16	HE17	HE18	HE19	HE20	HE21	HE22	HE23	HE24	avg all/peak
WESTERN HUB	42.82	41.51	48.32	45.38	45.57	43.49	43.00	52.12	46.53	37.85	40.85	36.75	34.99	38.05	38.97	33.18	26.65	35.48	40.79	41.28	45.27	51.47	39.92	39.92	41 / 40
BGE	53.428	51.239	56.809	53.879	55.614	51.746	55.816	70.37	60.362	42.274	48.686	42.338	40.08	46.698	45.782	37.489	28.279	40.483	49.35	50.466	58.564	70.312	47.958	48.623	50 / 49
COMED	32.284	31.73	28.346	30.972	31.105	31.569	26.708	34.037	32.313	31.324	31.254	29.266	27.58	24.652	20.068	23.407	24.606	30.521	34.693	34.753	34.437	34.087	32.013	32.001	30 / 30
DOM	56.996	54.46	59.024	56.238	58.701	53.706	58.543	75.205	64.669	42.042	50.504	43.374	40.612	49.765	50.471	39.333	27.395	38.828	46.821	48.31	59.826	76.163	49.767	51.015	52 / 50
NEW JERSEY HUB	44.75	43.57	50.82	47.64	47.66	45.74	50.41	59.69	48.71	39.96	44.74	40.79	38.25	40.81	42.04	34.70	28.57	41.78	51.80	51.90	53.42	56.38	44.49	42.25	45 / 45
Percent Forecast	-1.51	-2.10	-2.58	-2.86	-2.79	-2.90	-2.63	-2.58	-2.50	-2.95	-3.19	-3.60	-4.15	-5.20	-5.95	-6.56	-7.11	-6.59	-4.04	-3.08	-3.23	-3.28	-3.81	-4.21	
RTLload	87.797	85.923	85.147	85.183	86.065	87.87	90.463	92.909	94.299	93.72	92.038	90.234	88.325	86.044	84.174	83.406	84.983	90.99	97.126	97.93	97.027	94.709	90.879	86.99	

