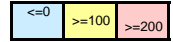


PJM Daily Report

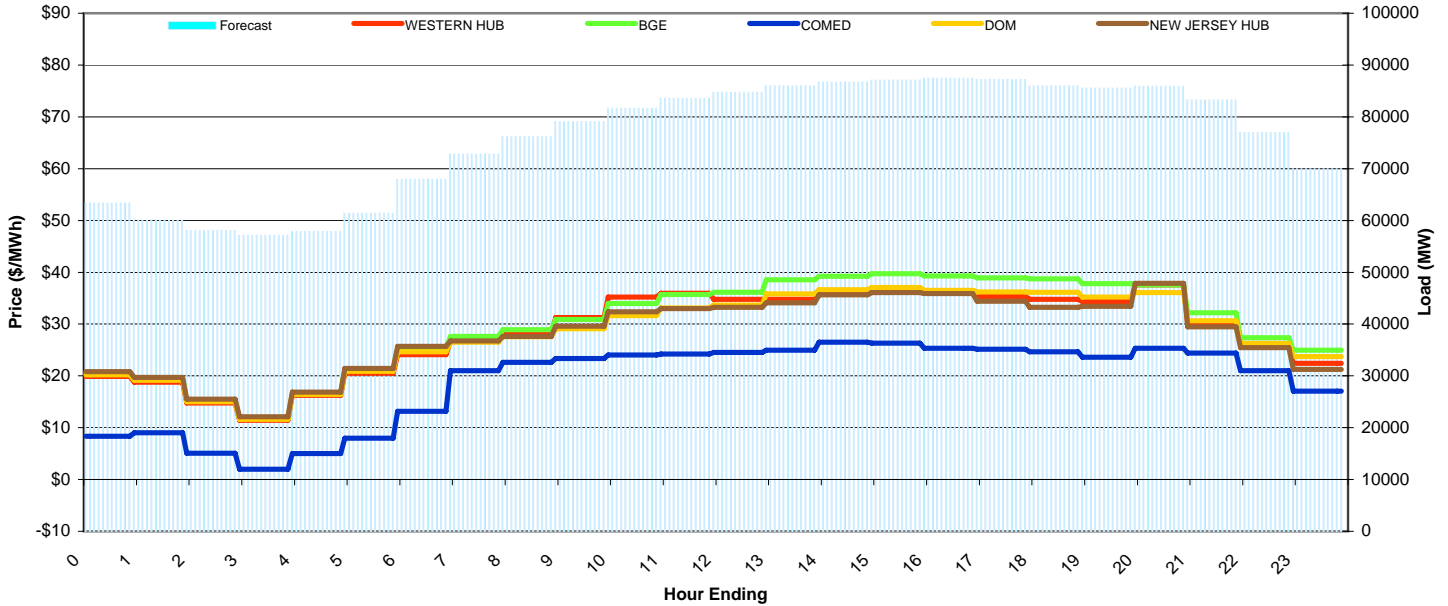
Tuesday September 01, 2009

Price Color Codes:



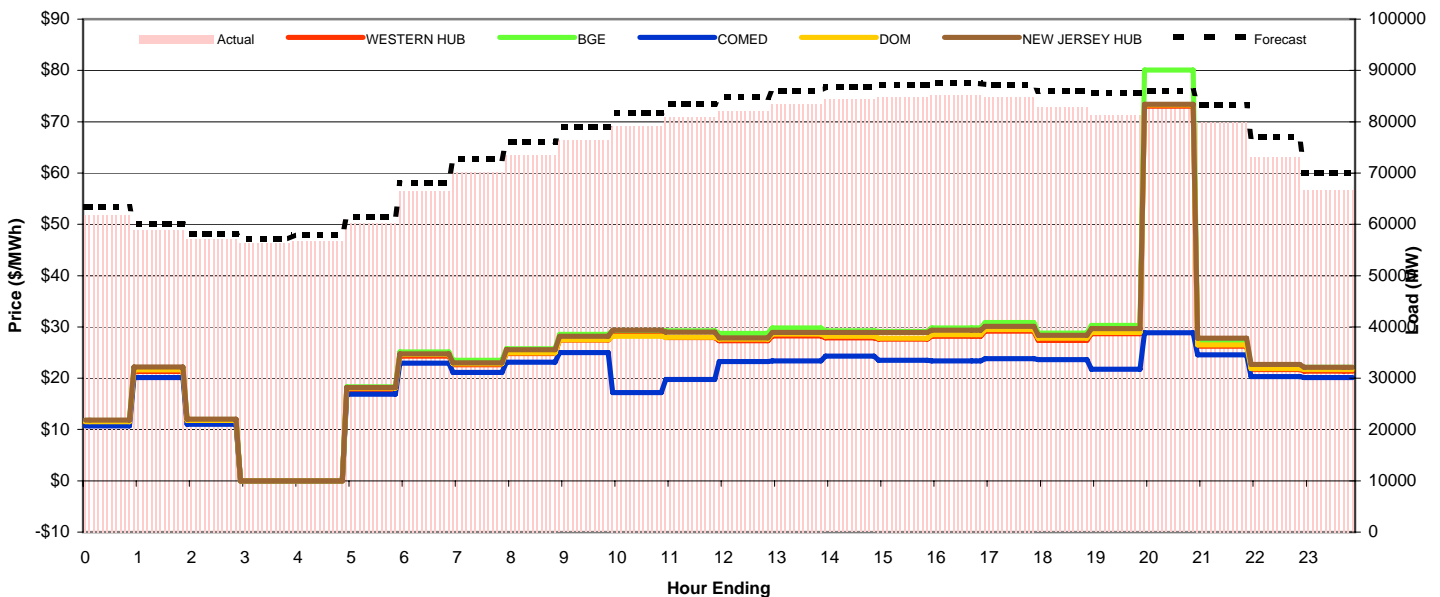
Day-Ahead Prices and Forecast Load

	HE1	HE2	HE3	HE4	HE5	HE6	HE7	HE8	HE9	HE10	HE11	HE12	HE13	HE14	HE15	HE16	HE17	HE18	HE19	HE20	HE21	HE22	HE23	HE24	avg all/peak
WESTERN HUB	19.87	18.79	14.78	11.43	16.24	20.51	24.12	26.68	28.24	31.27	35.22	35.94	34.77	34.77	35.74	36.42	36.01	35.34	34.76	34.36	37.54	29.93	26.28	22.42	28 / 33
BGE	20.658	19.499	15.281	11.814	16.701	21.265	25.283	27.592	28.917	30.86	33.981	35.735	36.152	38.564	39.22	39.735	39.31	38.917	38.743	37.79	37.58	32.204	27.38	24.94	30 / 35
COMED	8.3545	9.04	5.0613	1.9909	5.0051	7.9848	13.184	21.013	22.611	23.331	24.028	24.196	24.557	24.934	26.481	26.312	25.313	25.12	24.677	23.61	25.352	24.401	21.034	17.033	19 / 24
DOM	20.224	19.137	15.039	11.639	16.411	20.905	24.662	26.528	27.56	29.069	31.611	33.101	33.659	35.853	36.61	37.047	36.536	36.185	36.126	35.237	36.1	30.612	26.265	23.712	28 / 33
NEW JERSEY HUB	20.81	19.69	15.49	12.12	16.86	21.42	25.72	26.76	27.64	29.61	32.37	32.97	33.21	34.12	35.61	36.10	35.91	34.38	33.22	33.40	37.87	29.48	25.48	21.22	28 / 32
DA Forecast	63.4	60.1	58.1	57.1	57.9	61.4	68.0	72.8	76.1	79.0	81.7	83.5	84.8	86.0	86.7	87.1	87.5	87.2	86.0	85.5	85.9	83.3	77.0	70.0	76 / 83



Preliminary Real-Time Prices with Forecasted and Actual System Load

	HE1	HE2	HE3	HE4	HE5	HE6	HE7	HE8	HE9	HE10	HE11	HE12	HE13	HE14	HE15	HE16	HE17	HE18	HE19	HE20	HE21	HE22	HE23	HE24	avg all/peak
WESTERN HUB	11.35	21.33	11.61	0.00	0.00	17.82	24.32	22.60	24.83	27.45	28.34	27.95	27.32	28.23	27.84	27.63	28.20	29.15	27.35	28.69	73.04	26.23	21.68	21.36	24 / 30
BGE	11.751	22.019	11.955	0	0	18.352	25.119	23.475	25.724	28.54	29.321	29.234	28.738	29.776	29.257	29.096	29.794	30.884	28.803	30.299	80.098	27.292	22.465	22.102	26 / 31
COMED	10.685	20.147	11.013	0	0	16.899	22.93	21.111	23.142	24.998	17.222	19.741	23.251	23.367	24.311	23.481	23.396	23.835	23.653	21.768	28.866	24.539	20.307	20.152	20 / 23
DOM	11.526	21.622	11.756	0	0	18.053	24.612	22.806	24.904	27.48	28.201	28.01	27.604	28.609	28.165	27.82	28.468	29.517	27.778	28.944	73.29	26.489	21.875	21.719	25 / 30
NEW JERSEY HUB	11.80	22.17	12.02	0.00	0.00	18.22	24.73	23.02	25.55	28.18	29.37	28.96	27.90	28.91	28.96	28.91	29.34	30.14	28.37	29.70	73.38	27.78	22.69	22.10	25 / 31
Percent Forecast	-2.54	-2.02	-1.55	-1.35	-1.83	-2.06	-2.35	-3.77	-3.55	-3.48	-3.06	-3.31	-3.29	-3.10	-2.87	-2.60	-2.61	-2.73	-3.84	-5.26	-3.60	-4.24	-5.22	-4.86	
RTLload	61.8	58.875	57.17	56.378	56.835	60.175	66.414	70.155	73.523	76.387	79.254	80.871	82.06	83.376	84.32	84.888	85.242	84.911	82.776	81.244	82.957	79.885	73.162	66.744	



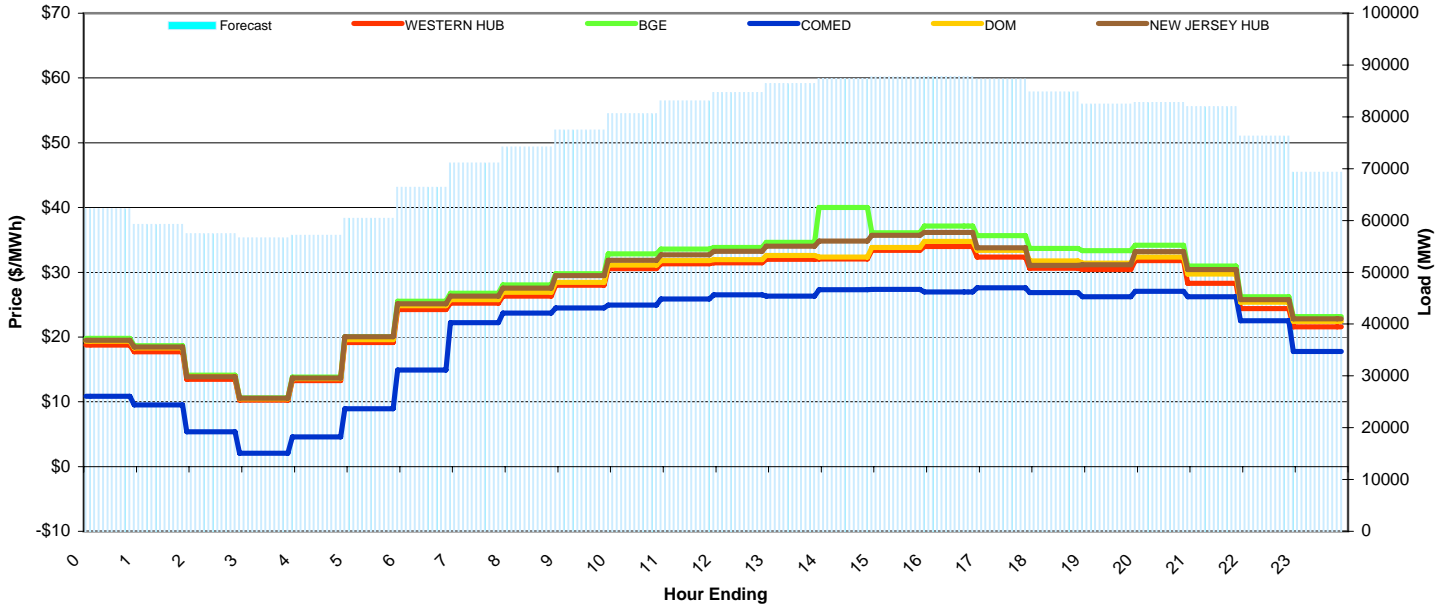
PJM Daily Report

Wednesday September 02, 2009

Price Color Codes: ≤0 ≥100 ≥200

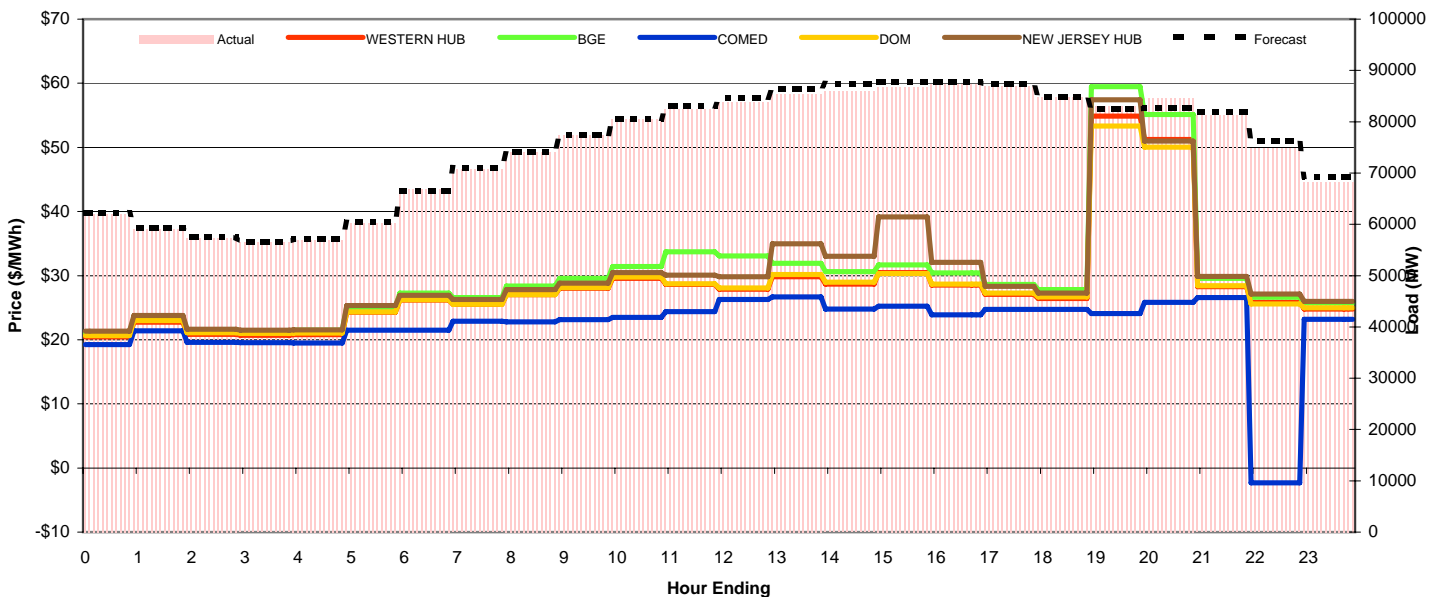
Day-Ahead Prices and Forecast Load

	HE1	HE2	HE3	HE4	HE5	HE6	HE7	HE8	HE9	HE10	HE11	HE12	HE13	HE14	HE15	HE16	HE17	HE18	HE19	HE20	HE21	HE22	HE23	HE24	avg all/peak
WESTERN HUB	18.76	17.72	13.49	10.25	13.29	19.15	24.24	25.24	26.32	28.01	30.58	31.32	31.46	31.99	32.04	33.37	33.99	32.33	30.62	30.44	31.80	28.29	24.37	21.59	26 / 30
BGE	19.79	18.654	14.117	10.585	13.84	20.038	25.546	26.768	28.027	29.78	32.845	33.566	33.807	34.618	40.001	36.127	37.118	35.668	33.666	33.318	34.178	30.941	26.199	23.134	28 / 33
COMED	10.848	9.5371	5.3564	2.0456	4.5953	8.9138	14.917	22.229	23.698	24.478	24.926	25.89	26.511	26.342	27.328	27.344	26.946	27.599	26.861	26.235	27.061	26.227	22.514	17.754	20 / 26
DOM	19.344	18.306	13.893	10.442	13.583	19.594	24.832	25.789	26.914	28.427	31.123	31.822	31.93	32.616	32.332	33.854	34.789	33.397	31.75	31.407	32.369	29.704	25.374	22.395	26 / 31
NEW JERSEY HUB	19.50	18.48	13.88	10.56	13.68	20.02	25.13	26.29	27.58	29.46	31.84	32.68	33.22	34.03	34.83	35.72	36.15	33.78	31.06	31.17	33.20	30.42	25.77	22.82	27 / 32
DA Forecast	62.3	59.3	57.5	56.6	57.1	60.4	66.4	71.1	74.2	77.4	80.6	83.1	84.7	86.4	87.4	87.7	87.8	87.3	84.8	82.4	82.7	81.9	76.3	69.3	75 / 82



Preliminary Real-Time Prices with Forecasted and Actual System Load

	HE1	HE2	HE3	HE4	HE5	HE6	HE7	HE8	HE9	HE10	HE11	HE12	HE13	HE14	HE15	HE16	HE17	HE18	HE19	HE20	HE21	HE22	HE23	HE24	avg all/peak
WESTERN HUB	20.45	22.76	20.83	20.71	20.78	24.28	26.19	25.52	27.02	28.01	29.58	28.62	27.88	29.83	28.67	30.49	28.52	27.10	26.41	54.90	51.25	28.26	25.83	24.78	28 / 31
BGE	21.033	23.441	21.518	21.408	21.502	25.07	27.291	26.605	28.374	29.578	31.414	33.722	33.047	31.91	30.614	31.671	30.413	28.652	27.849	59.493	55.138	29.577	26.648	25.746	30 / 33
COMED	19.231	21.409	19.611	19.552	19.494	21.467	21.469	22.913	22.806	23.129	23.504	24.401	26.265	26.682	24.801	25.236	23.863	24.754	24.72	24.074	25.848	26.574	-2.299	23.206	22 / 23
DOM	20.662	22.99	21.092	21	21.057	24.351	26.221	25.54	27.038	28.108	29.753	28.737	28.058	30.19	28.971	30.307	28.692	27.304	26.688	53.343	50.03	28.435	25.6	25	28 / 31
NEW JERSEY HUB	21.36	23.79	21.65	21.48	21.54	25.34	26.95	26.26	27.82	28.82	30.49	30.09	29.82	34.95	33.02	39.14	32.05	28.33	27.27	57.44	50.97	29.85	27.12	26.00	30 / 33
Percent Forecast	-0.43	-0.25	-0.22	-0.29	-0.22	-0.19	0.73	-0.50	-0.07	0.05	-0.14	-0.65	-0.96	-1.27	-1.75	-1.06	-0.47	-0.45	0.05	0.78	2.16	-0.89	-1.95	-1.61	
RTLoad	62.013	59.113	57.345	56.483	57.013	60.287	66.898	70.711	74.111	77.489	80.476	82.545	83.86	85.342	85.873	86.782	87.342	86.907	84.853	83.078	84.572	81.218	74.811	68.225	



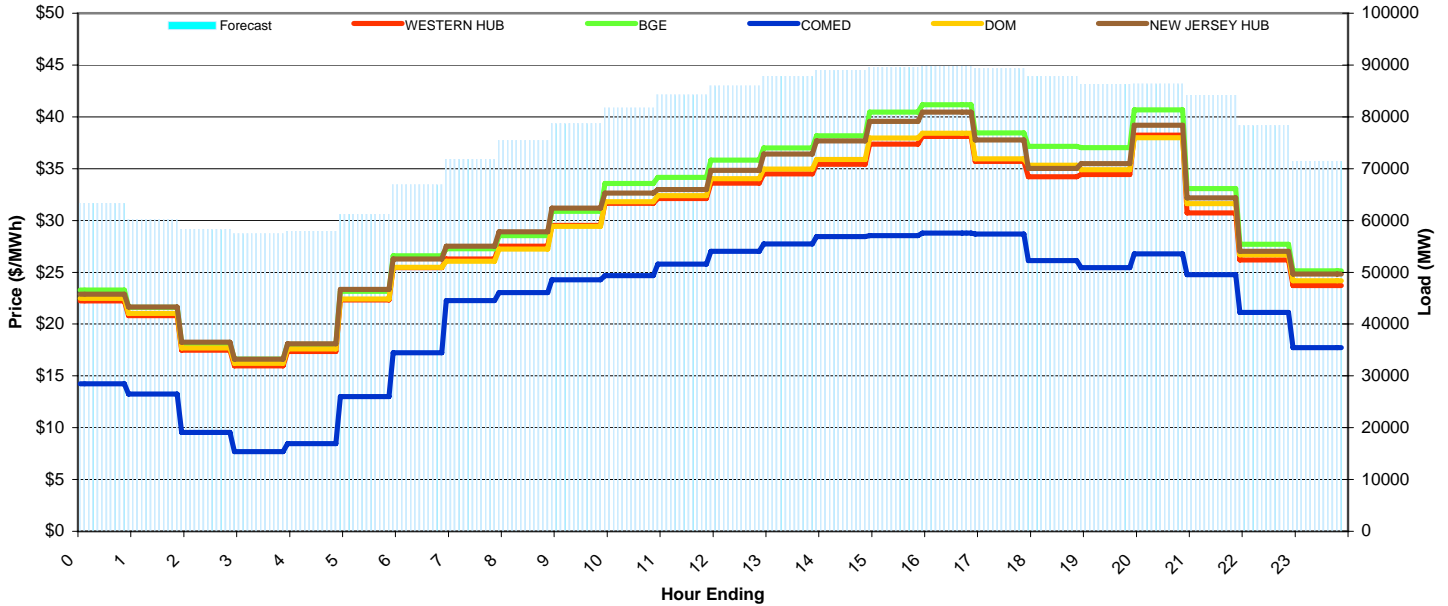
PJM Daily Report

Thursday September 03, 2009

Price Color Codes: ≤0 ≥100 ≥200

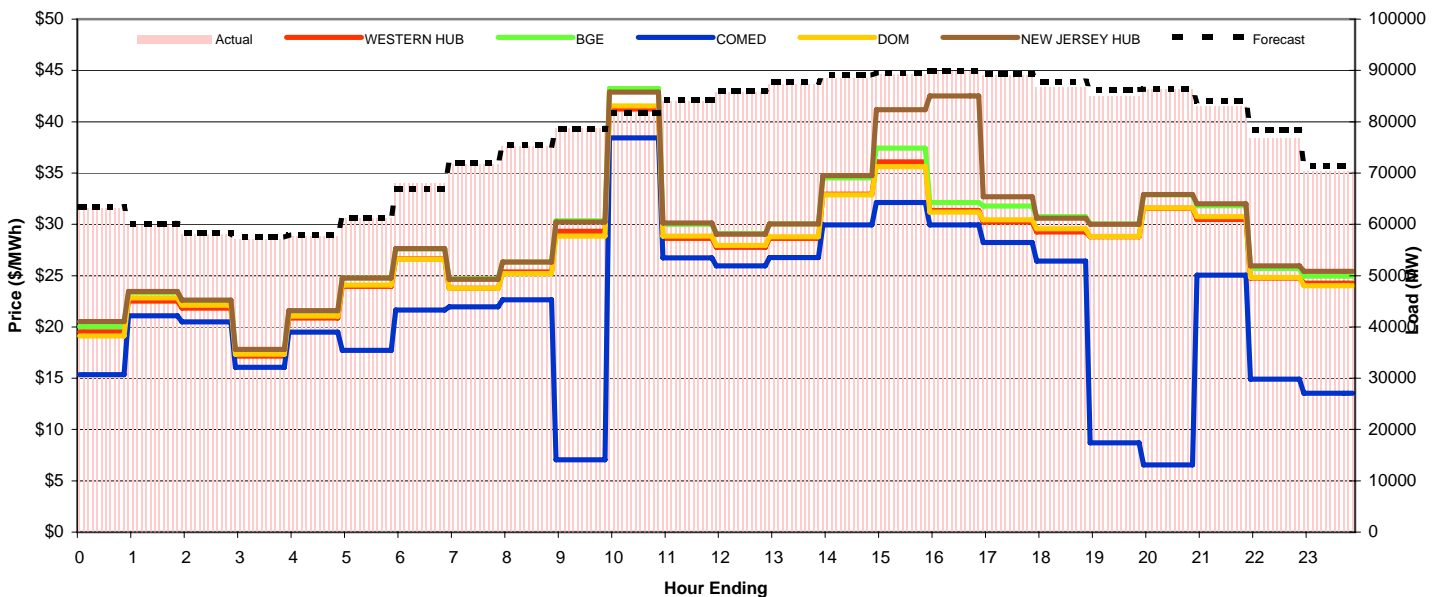
Day-Ahead Prices and Forecast Load

	HE1	HE2	HE3	HE4	HE5	HE6	HE7	HE8	HE9	HE10	HE11	HE12	HE13	HE14	HE15	HE16	HE17	HE18	HE19	HE20	HE21	HE22	HE23	HE24	avg all/peak
WESTERN HUB	22.22	20.81	17.48	15.96	17.36	22.33	25.44	26.29	27.52	29.52	31.66	32.12	33.59	34.51	35.41	37.38	38.12	35.70	34.22	34.44	38.22	30.74	26.20	23.72	29 / 33
BGE	23.274	21.608	18.137	16.604	18.023	23.151	26.581	27.263	28.545	30.869	33.56	34.171	35.817	36.994	38.166	40.46	41.178	38.453	37.154	37.038	40.677	33.083	27.689	25.125	31 / 35
COMED	14.25	13.258	9.5442	7.6872	8.4563	13.001	17.234	22.275	23.053	24.262	24.666	25.785	27.031	27.731	28.451	28.543	28.777	28.688	26.14	25.463	26.761	24.783	21.133	17.738	21 / 26
DOM	22.494	21.046	17.693	16.211	17.595	22.431	25.48	26.056	27.23	29.433	31.795	32.412	34.038	34.973	35.891	37.943	38.421	35.958	35.321	34.891	37.986	31.633	26.679	24.186	29 / 33
NEW JERSEY HUB	22.89	21.66	18.25	16.63	18.10	23.36	26.27	27.53	28.89	31.19	32.63	33.00	34.83	36.40	37.68	39.57	40.45	37.76	35.03	35.50	39.19	32.19	27.02	24.83	30 / 34
DA Forecast	63.4	60.2	58.2	57.5	57.9	61.2	66.9	71.8	75.4	78.7	81.7	84.3	86.0	87.8	89.0	89.6	89.8	89.3	87.8	86.3	86.3	84.1	78.3	71.5	77 / 84



Preliminary Real-Time Prices with Forecasted and Actual System Load

	HE1	HE2	HE3	HE4	HE5	HE6	HE7	HE8	HE9	HE10	HE11	HE12	HE13	HE14	HE15	HE16	HE17	HE18	HE19	HE20	HE21	HE22	HE23	HE24	avg all/peak
WESTERN HUB	19.54	22.53	21.82	17.14	20.85	23.96	26.65	23.78	25.36	29.31	41.23	28.64	27.76	28.63	32.93	36.10	31.36	30.22	29.25	28.80	31.57	30.48	24.76	24.26	27 / 30
BGE	20.037	23.357	22.583	17.727	21.566	24.777	27.593	24.697	26.335	30.341	43.219	30.017	29.09	30.039	34.52	37.434	32.121	31.793	30.756	30.023	32.865	31.803	25.701	24.959	28 / 31
COMED	15.354	21.077	20.506	16.068	19.505	17.72	21.66	21.946	22.651	7.0425	38.422	26.732	25.954	26.764	29.957	32.14	29.936	28.239	26.421	8.7021	6.5657	25.06	14.896	13.539	22 / 23
DOM	19.129	22.82	22.103	17.334	21.058	24.064	26.604	23.755	25.205	28.862	41.554	28.849	27.959	28.796	32.866	35.624	31.187	30.458	29.577	28.818	31.597	30.755	24.822	24.031	27 / 30
NEW JERSEY HUB	20.53	23.45	22.61	17.81	21.59	24.76	27.64	24.63	26.34	30.22	42.88	30.15	29.05	30.05	34.74	41.19	42.51	32.70	30.59	30.02	32.91	31.99	25.95	25.41	29 / 32
Percent Forecast	-0.39	-0.43	-0.25	-0.72	-0.52	-0.21	1.53	-0.19	-0.30	0.13	0.21	-0.43	-0.32	-0.70	-0.67	-0.36	-0.07	-0.20	-1.28	-1.49	-0.02	-1.36	-2.11	-1.67	
RTLoad	63.152	59.893	58.096	57.056	57.647	61.072	67.963	71.711	75.207	78.796	81.904	83.911	85.729	87.221	88.406	89.279	89.744	89.112	86.724	84.989	86.299	82.969	76.716	70.277	



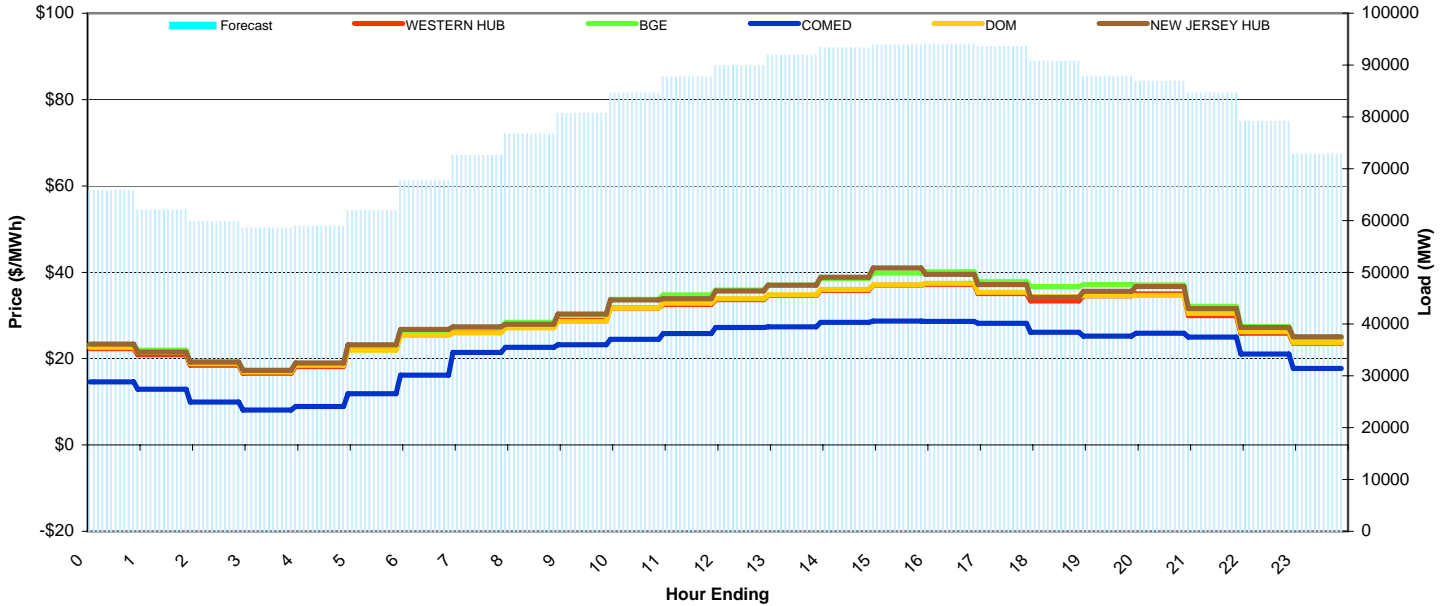
PJM Daily Report

Friday September 04, 2009

Price Color Codes: ≤0 ≥100 ≥200

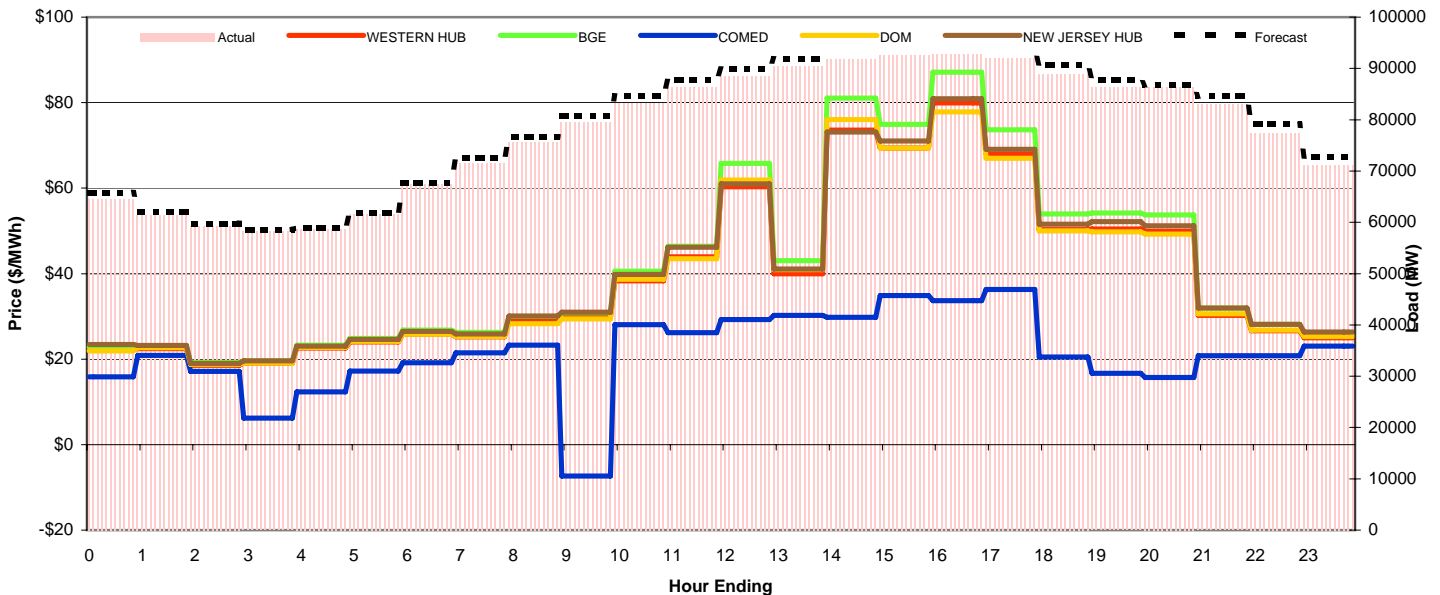
Day-Ahead Prices and Forecast Load

	HE1	HE2	HE3	HE4	HE5	HE6	HE7	HE8	HE9	HE10	HE11	HE12	HE13	HE14	HE15	HE16	HE17	HE18	HE19	HE20	HE21	HE22	HE23	HE24	avg all/peak
WESTERN HUB	22.32	20.93	18.47	16.61	18.19	22.17	25.59	26.18	27.50	28.84	31.71	32.55	33.64	34.62	35.83	36.98	37.19	35.05	33.33	34.53	35.00	29.95	25.91	23.48	29 / 32
BGE	23.29	21.939	19.245	17.285	18.918	22.891	26.436	27.121	28.402	30.093	33.722	34.769	35.918	37.061	38.555	39.79	40.091	37.836	36.674	37.118	37.069	32.084	27.419	24.767	30 / 35
COMED	14.65	12.923	9.927	8.0809	8.9324	11.886	16.181	21.454	22.619	23.225	24.459	25.832	27.193	27.355	28.437	28.712	28.623	28.198	26.072	25.221	25.872	25.015	21.056	17.699	21 / 26
DOM	22.614	21.446	18.816	16.905	18.475	21.976	25.364	25.976	27.136	28.621	31.757	32.816	33.853	34.794	36.008	37.102	37.418	35.375	34.328	34.649	34.593	30.444	26.271	23.624	29 / 33
NEW JERSEY HUB	23.40	21.49	19.19	17.30	19.00	23.19	26.78	27.40	27.94	30.34	33.59	33.87	35.63	36.99	38.87	40.98	39.55	37.16	34.20	35.56	36.67	31.60	27.24	25.06	30 / 34
DA Forecast	65.8	62.0	59.8	58.6	58.9	61.9	67.7	72.5	76.7	80.7	84.7	87.7	89.9	91.9	93.3	93.9	94.0	93.6	90.7	87.8	86.8	84.6	79.1	72.8	79 / 87



Preliminary Real-Time Prices with Forecasted and Actual System Load

	HE1	HE2	HE3	HE4	HE5	HE6	HE7	HE8	HE9	HE10	HE11	HE12	HE13	HE14	HE15	HE16	HE17	HE18	HE19	HE20	HE21	HE22	HE23	HE24	avg all/peak
WESTERN HUB	22.31	22.45	18.57	19.10	22.56	24.04	25.81	25.19	28.86	29.81	38.33	43.97	60.31	40.00	73.57	69.35	79.94	67.95	50.28	50.42	49.90	30.23	26.65	24.98	39 / 48
BGE	22.823	23.195	19.203	19.597	23.269	24.872	26.776	26.255	29.984	30.84	40.544	46.435	65.798	43.045	81.073	74.9	87.131	73.686	53.994	54.204	53.735	31.933	28.171	26.117	42 / 51
COMED	15.887	20.887	17.139	6.1979	12.358	17.197	19.143	21.504	23.282	-7.315	28.043	26.171	29.226	30.229	29.779	34.85	33.69	36.273	20.533	16.679	15.671	20.826	20.803	23.046	21 / 24
DOM	21.918	22.638	18.782	19.042	22.716	24.185	25.84	25.267	28.259	29.444	38.68	43.5	61.901	40.906	76.071	69.369	77.874	66.957	49.957	49.751	49.28	30.585	26.762	25.26	39 / 48
NEW JERSEY HUB	23.42	23.19	19.03	19.60	23.03	24.58	26.52	25.89	30.07	31.00	39.83	46.15	60.97	41.07	73.13	71.06	80.92	69.07	51.59	52.18	51.23	31.96	28.13	26.33	40 / 49
Percent Forecast	-1.84	-1.02	-0.83	-0.58	-0.49	-0.49	-0.22	-1.48	-1.38	-1.44	-1.56	-1.52	-1.47	-1.51	-1.62	-1.38	-1.27	-1.65	-2.02	-1.78	-0.52	-1.94	-2.19	-2.22	
RTLoad	64.602	61.361	59.287	58.222	58.656	61.609	67.527	71.489	75.688	79.545	83.352	86.379	88.594	90.525	91.82	92.596	92.854	92.053	88.925	86.302	86.375	82.979	77.437	71.247	



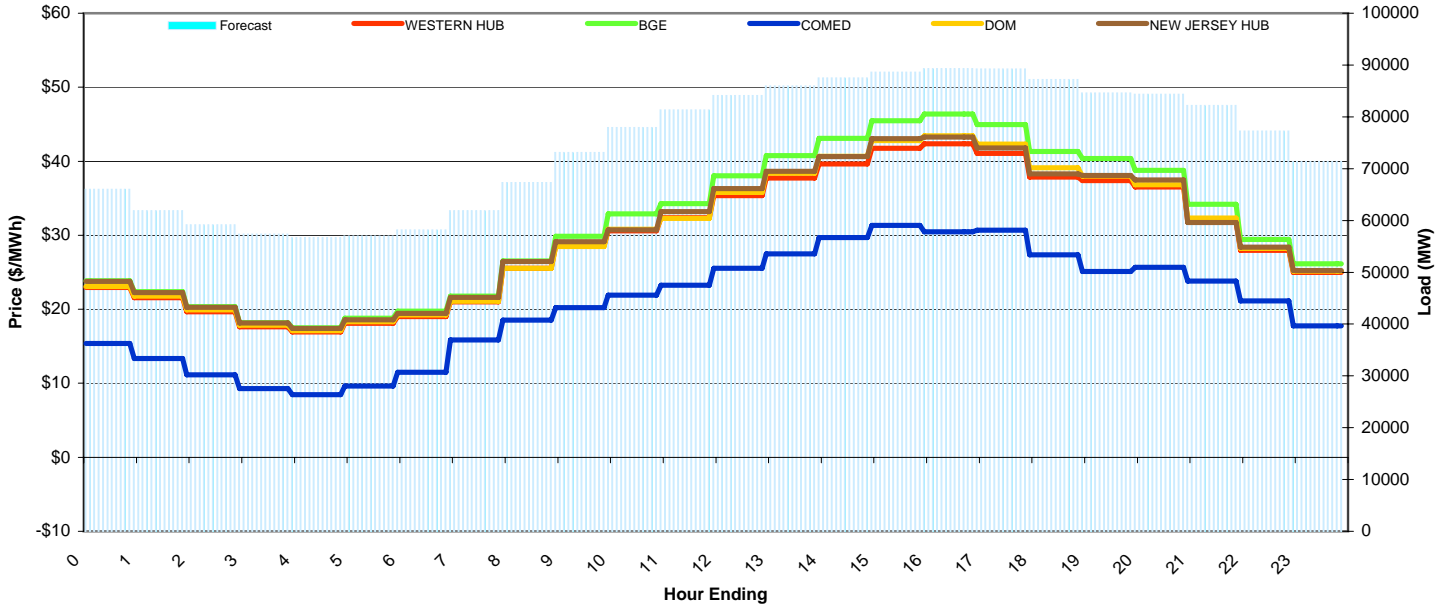
PJM Daily Report

Saturday September 05, 2009

Price Color Codes: ≤0 ≥100 ≥200

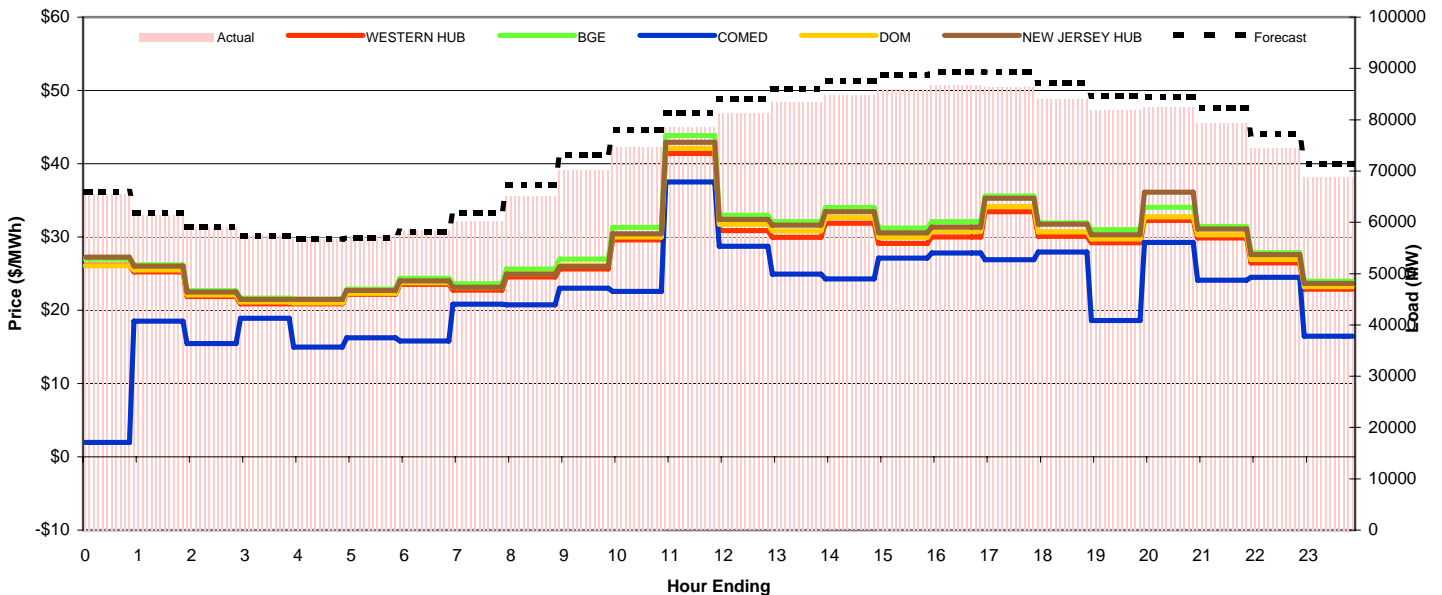
Day-Ahead Prices and Forecast Load

	HE1	HE2	HE3	HE4	HE5	HE6	HE7	HE8	HE9	HE10	HE11	HE12	HE13	HE14	HE15	HE16	HE17	HE18	HE19	HE20	HE21	HE22	HE23	HE24	avg all/peak
WESTERN HUB	22.93	21.58	19.67	17.62	16.92	18.12	19.02	21.00	25.55	28.56	30.59	32.36	35.36	37.74	39.62	41.75	42.35	41.08	37.88	37.38	36.50	31.82	27.95	24.98	30 / 34
BGE	23.864	22.397	20.36	18.209	17.499	18.78	19.735	21.798	26.527	29.846	32.908	34.267	38.037	40.774	43.1	45.474	46.388	44.958	41.305	40.37	38.777	34.167	29.451	26.146	31 / 37
COMED	15.394	13.357	11.152	9.288	8.4468	9.6493	11.472	15.852	18.538	20.236	21.907	23.242	25.533	27.477	29.68	31.331	30.456	30.675	27.34	25.117	25.669	23.797	21.144	17.75	21 / 25
DOM	23.061	21.763	19.927	17.857	17.127	18.338	19.215	21.078	25.534	28.469	30.794	32.295	35.793	38.401	40.656	42.788	43.442	42.318	39.133	37.985	36.813	32.337	28.223	25.16	30 / 35
NEW JERSEY HUB	23.76	22.25	20.26	18.13	17.43	18.58	19.43	21.62	26.45	29.15	30.74	33.20	36.33	38.64	40.64	43.04	43.25	41.80	38.28	38.08	37.47	31.74	28.40	25.22	30 / 35
DA Forecast	66.0	61.9	59.2	57.4	56.7	57.0	58.2	61.9	67.3	73.1	77.9	81.4	84.1	86.0	87.5	88.7	89.3	89.3	87.2	84.7	84.3	82.2	77.3	71.4	75 / 81



Preliminary Real-Time Prices with Forecasted and Actual System Load

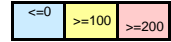
	HE1	HE2	HE3	HE4	HE5	HE6	HE7	HE8	HE9	HE10	HE11	HE12	HE13	HE14	HE15	HE16	HE17	HE18	HE19	HE20	HE21	HE22	HE23	HE24	avg all/peak
WESTERN HUB	26.15	25.22	21.86	20.88	20.87	22.16	23.55	22.74	24.55	25.61	29.62	41.41	30.87	29.97	31.88	29.11	30.00	33.45	30.07	29.20	32.25	29.86	26.45	22.88	28 / 30
BGE	26.992	26.206	22.669	21.642	21.545	22.895	24.355	23.616	25.626	26.967	31.308	43.833	32.99	32.092	34.024	31.232	32.104	35.593	31.901	30.99	34.048	31.449	27.842	23.956	29 / 32
COMED	1.9659	18.53	15.479	18.93	14.958	16.263	15.811	20.84	20.741	23.032	22.572	37.531	28.728	24.925	24.298	27.1	27.802	26.89	27.94	18.608	29.247	24.1	24.504	16.483	22 / 26
DOM	26.087	25.52	22.103	21.127	21.002	22.298	23.76	23.099	24.962	26.095	30.021	42.104	31.725	30.812	32.671	29.948	30.8	34.158	30.713	29.731	32.755	30.305	26.953	23.222	28 / 30
NEW JERSEY HUB	27.24	26.02	22.49	21.48	21.50	22.72	24.01	23.15	24.94	26.00	30.46	42.91	32.41	31.64	33.44	30.55	31.37	35.27	31.75	30.29	36.10	31.10	27.58	23.69	29 / 31
Percent Forecast	-0.67	-0.61	-0.20	0.21	0.20	0.54	0.54	-2.67	-3.52	-4.20	-4.32	-3.67	-3.56	-3.10	-3.35	-3.15	-2.91	-3.32	-3.85	-3.29	-2.31	-3.63	-3.70	-3.72	
RTLoad	65.564	61.487	59.04	57.515	56.834	57.301	58.49	60.294	65.042	70.197	74.7	78.478	81.228	83.393	84.689	85.956	86.805	86.391	83.995	81.954	82.441	79.317	74.495	68.865	



PJM Daily Report

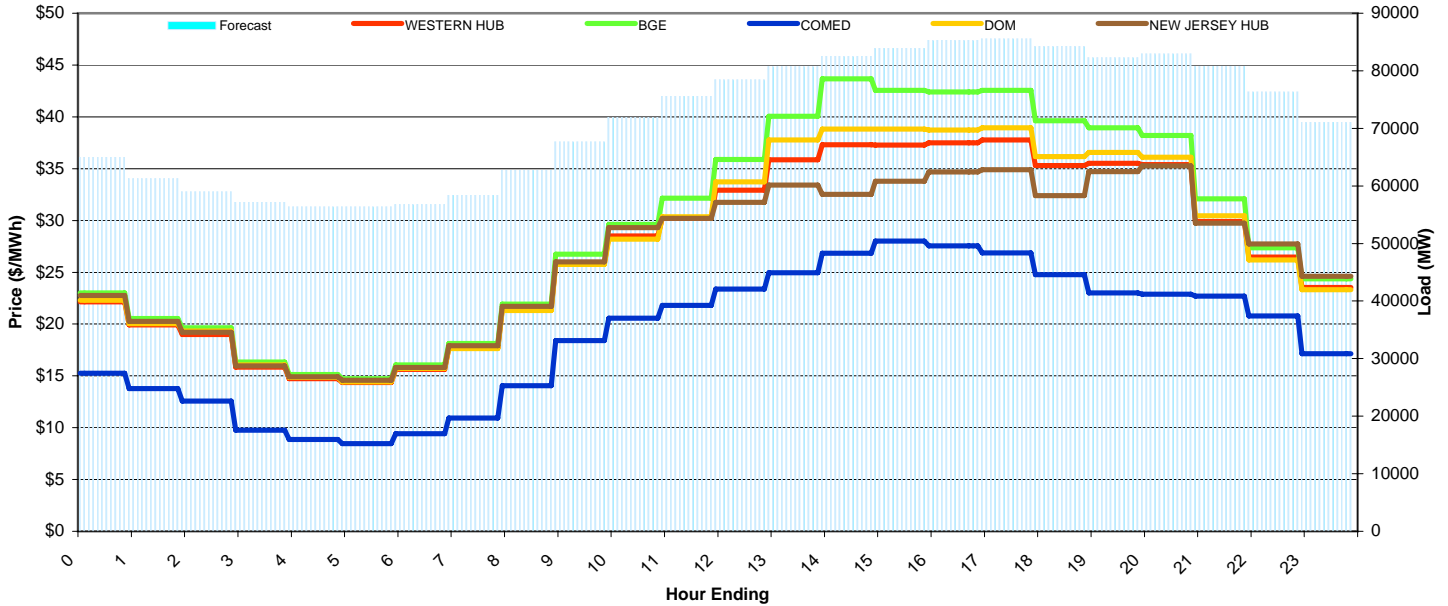
Sunday September 06, 2009

Price Color Codes:



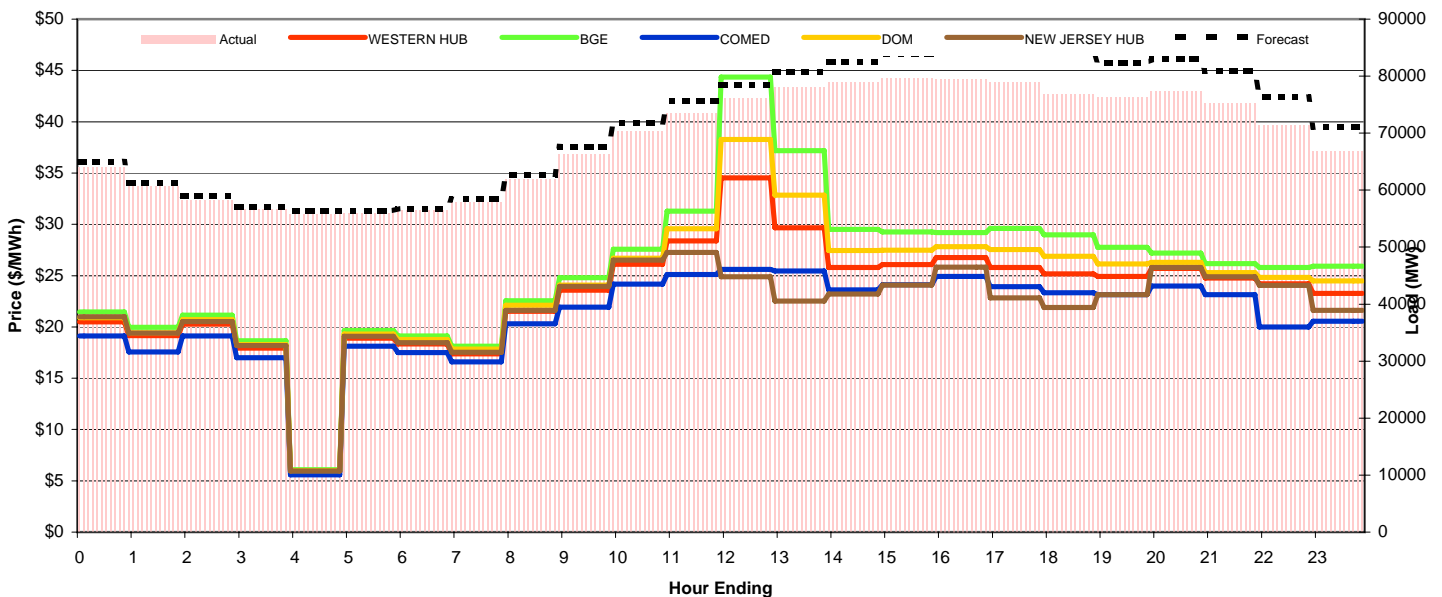
Day-Ahead Prices and Forecast Load

	HE1	HE2	HE3	HE4	HE5	HE6	HE7	HE8	HE9	HE10	HE11	HE12	HE13	HE14	HE15	HE16	HE17	HE18	HE19	HE20	HE21	HE22	HE23	HE24	avg all/peak
WESTERN HUB	22.14	19.93	19.00	15.83	14.73	14.35	15.63	17.70	21.46	25.85	28.51	30.20	32.93	35.85	37.30	37.29	37.49	37.76	35.29	35.51	35.39	29.91	26.47	23.53	27 / 32
BGE	22.993	20.55	19.63	16.35	15.139	14.732	16.06	18.119	21.939	26.746	29.63	32.158	35.874	40.061	43.655	42.552	42.39	42.55	39.612	38.933	38.2	32.088	27.363	24.36	29 / 34
COMED	15.253	13.778	12.559	9.75	8.8508	8.4647	9.426	10.947	14.051	18.41	20.56	21.796	23.372	24.956	26.846	28.012	27.533	26.882	24.758	23.008	22.885	22.688	20.798	17.147	19 / 22
DOM	22.304	20.039	19.323	16.073	14.852	14.43	15.726	17.648	21.318	25.762	28.186	30.369	33.712	37.755	38.811	38.807	38.736	38.929	36.154	36.57	36.11	30.454	26.186	23.316	28 / 32
NEW JERSEY HUB	22.76	20.26	19.20	15.98	14.91	14.57	15.80	17.90	21.72	25.99	29.30	30.20	31.73	33.40	32.52	33.79	34.67	34.89	32.40	34.73	35.28	29.76	27.74	24.63	26 / 30
DA Forecast	65.0	61.3	59.0	57.1	56.4	56.4	56.8	58.4	62.7	67.6	71.9	75.6	78.4	80.7	82.5	83.9	85.3	85.5	84.2	82.3	82.9	80.8	76.3	71.0	72 / 77



Preliminary Real-Time Prices with Forecasted and Actual System Load

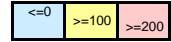
	HE1	HE2	HE3	HE4	HE5	HE6	HE7	HE8	HE9	HE10	HE11	HE12	HE13	HE14	HE15	HE16	HE17	HE18	HE19	HE20	HE21	HE22	HE23	HE24	avg all/peak
WESTERN HUB	20.50	19.15	20.28	17.95	5.87	18.92	18.36	17.36	21.51	23.60	26.11	28.38	34.53	29.67	25.78	26.06	26.75	25.80	25.16	24.94	25.71	24.77	24.20	23.28	23 / 26
BGE	21.46	19.962	21.133	18.647	6.0935	19.656	19.109	18.118	22.55	24.801	27.569	31.276	44.339	37.193	29.519	29.262	29.187	29.594	28.987	27.747	27.211	26.185	25.802	25.933	25 / 29
COMED	19.116	17.57	19.133	16.985	5.5903	18.119	17.498	16.588	20.298	21.923	24.161	25.113	25.611	25.463	23.599	24.109	24.907	23.937	23.34	23.152	23.992	23.159	19.986	20.568	21 / 23
DOM	20.904	19.427	20.721	18.286	5.9793	19.303	18.783	17.828	22.111	24.088	26.707	29.564	38.274	32.853	27.437	27.481	27.823	27.531	26.899	26.153	26.282	25.308	24.831	24.5	24 / 27
NEW JERSEY HUB	20.98	19.41	20.52	18.19	5.95	19.10	18.46	17.53	21.62	23.95	26.53	27.27	24.88	22.54	23.22	24.07	25.83	22.84	21.90	23.13	25.80	24.90	24.04	21.60	22 / 24
Percent Forecast	-1.61	-1.19	-1.26	-0.85	-1.05	-0.94	-0.50	-0.83	-1.44	-2.06	-2.27	-2.84	-3.02	-3.42	-4.50	-5.44	-7.24	-8.52	-9.53	-7.78	-7.16	-7.49	-6.92	-6.36	
RTLoad	63.963	60.553	58.225	56.643	55.807	55.842	56.489	57.888	61.82	66.278	70.294	73.494	76.114	78.059	78.954	79.595	79.523	78.825	76.875	76.34	77.385	75.199	71.372	66.781	



PJM Daily Report

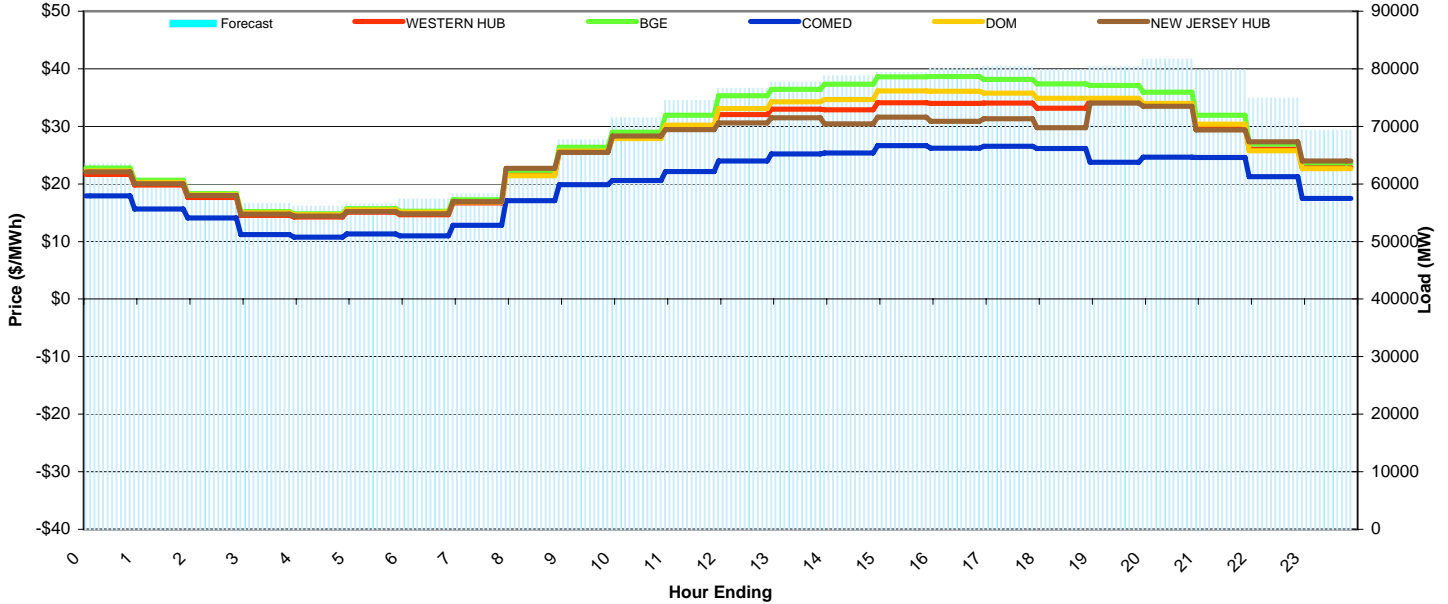
Monday September 07, 2009

Price Color Codes:



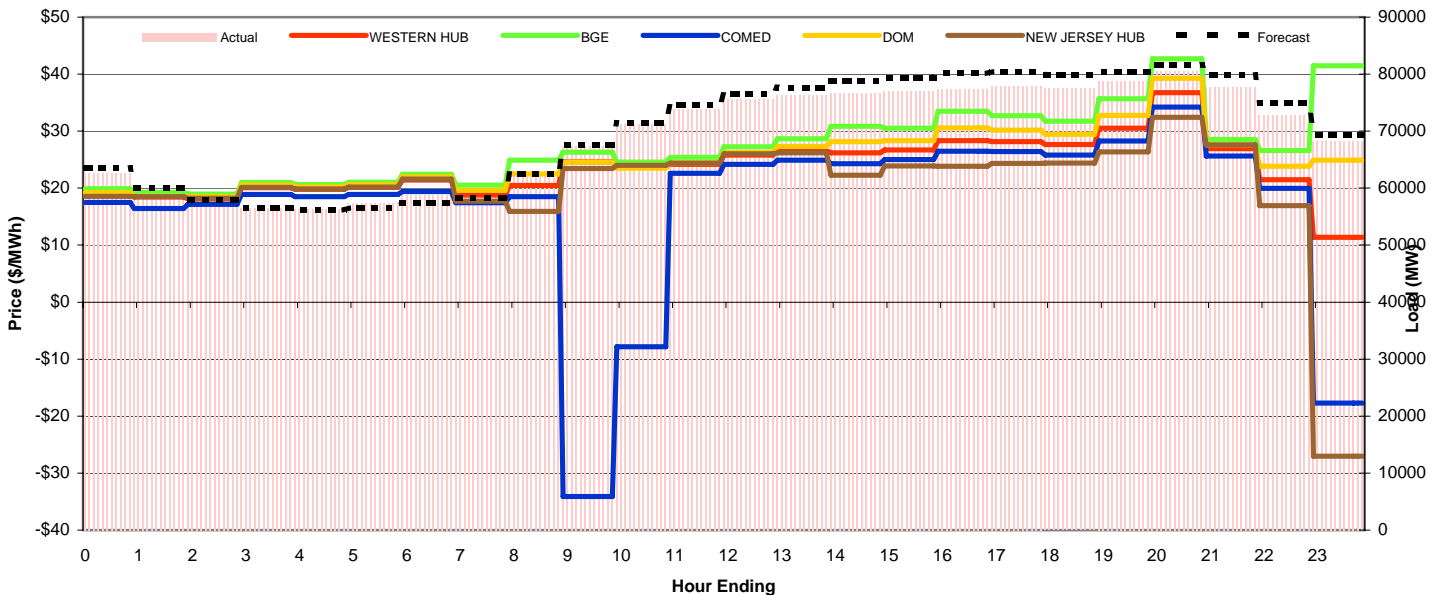
Day-Ahead Prices and Forecast Load

	HE1	HE2	HE3	HE4	HE5	HE6	HE7	HE8	HE9	HE10	HE11	HE12	HE13	HE14	HE15	HE16	HE17	HE18	HE19	HE20	HE21	HE22	HE23	HE24	avg all/peak
WESTERN HUB	21.68	19.80	17.63	14.55	14.26	15.08	14.62	16.69	21.67	25.51	27.97	29.96	32.07	33.00	32.90	34.12	33.97	34.04	33.15	34.59	33.80	30.15	26.07	22.90	26 / 30
BGE	22.779	20.664	18.331	15.173	14.802	15.683	15.253	17.269	22.383	26.385	28.996	31.916	35.323	36.452	37.316	38.589	38.66	38.137	37.376	37.076	35.909	31.934	26.935	23.663	28 / 33
COMED	17.903	15.624	14.064	11.185	10.729	11.314	10.973	12.837	17.102	19.856	20.612	22.153	23.963	25.215	25.392	26.667	26.204	26.526	26.163	23.752	24.668	24.589	21.284	17.482	20 / 23
DOM	22.275	20.259	18.064	15.004	14.639	15.476	15.084	16.871	21.414	25.722	27.853	30.222	33.12	34.25	34.63	36.168	36.112	35.755	34.894	34.873	33.991	30.387	25.775	22.674	26 / 31
NEW JERSEY HUB	22.09	20.02	17.97	14.78	14.41	15.22	14.80	16.92	22.71	25.48	28.30	29.44	30.58	31.49	30.42	31.62	30.87	31.30	29.75	34.03	33.50	29.40	27.33	23.98	25 / 29
DA Forecast	63.5	60.1	57.9	56.6	56.1	56.6	57.4	58.3	62.5	67.7	71.5	74.5	76.6	77.7	78.8	79.4	80.1	80.4	79.9	80.4	81.7	79.8	74.9	69.3	70 / 75



Preliminary Real-Time Prices with Forecasted and Actual System Load

	HE1	HE2	HE3	HE4	HE5	HE6	HE7	HE8	HE9	HE10	HE11	HE12	HE13	HE14	HE15	HE16	HE17	HE18	HE19	HE20	HE21	HE22	HE23	HE24	avg all/peak
WESTERN HUB	18.70	18.42	18.12	20.05	19.80	20.12	21.45	18.80	20.46	24.62	23.71	24.17	25.83	26.60	26.20	26.72	28.33	28.15	27.63	30.50	36.74	26.90	21.49	11.40	24 / 26
BGE	19.882	19.209	18.95	20.954	20.639	21.02	22.454	20.53	24.882	26.317	24.559	25.431	27.272	28.648	30.844	30.532	33.477	32.698	31.774	35.658	42.715	28.55	26.565	41.441	27 / 29
COMED	17.509	16.415	17.142	18.922	18.525	18.919	19.399	17.462	18.524	-34.11	-7.819	22.613	24.2	24.895	24.299	25.017	26.468	26.393	25.825	28.273	34.231	25.613	19.939	-17.7	17 / 19
DOM	19.257	18.579	18.529	20.519	20.232	20.611	21.971	19.616	22.462	24.566	23.526	24.476	26.249	27.314	28.148	28.334	30.601	30.167	29.452	32.756	39.282	27.598	23.839	24.894	25 / 27
NEW JERSEY HUB	18.56	18.50	18.23	20.16	19.86	20.19	21.56	17.71	15.90	23.44	24.02	24.41	26.03	26.18	22.28	23.88	23.84	24.37	24.42	26.34	32.42	27.59	16.93	-27.05	20 / 24
Percent Forecast	-1.43	-0.52	-0.22	-0.11	0.41	1.31	2.25	2.45	0.80	-0.43	-0.41	-0.77	-1.34	-1.78	-2.77	-3.01	-3.49	-3.22	-3.11	-2.02	-1.29	-2.59	-2.80	-1.68	
RTLoad	62.608	59.776	57.801	56.558	56.379	57.305	58.704	59.713	62.997	67.36	71.196	73.907	75.564	76.3	76.644	77.048	77.414	77.925	77.482	78.787	80.62	77.825	72.84	68.201	



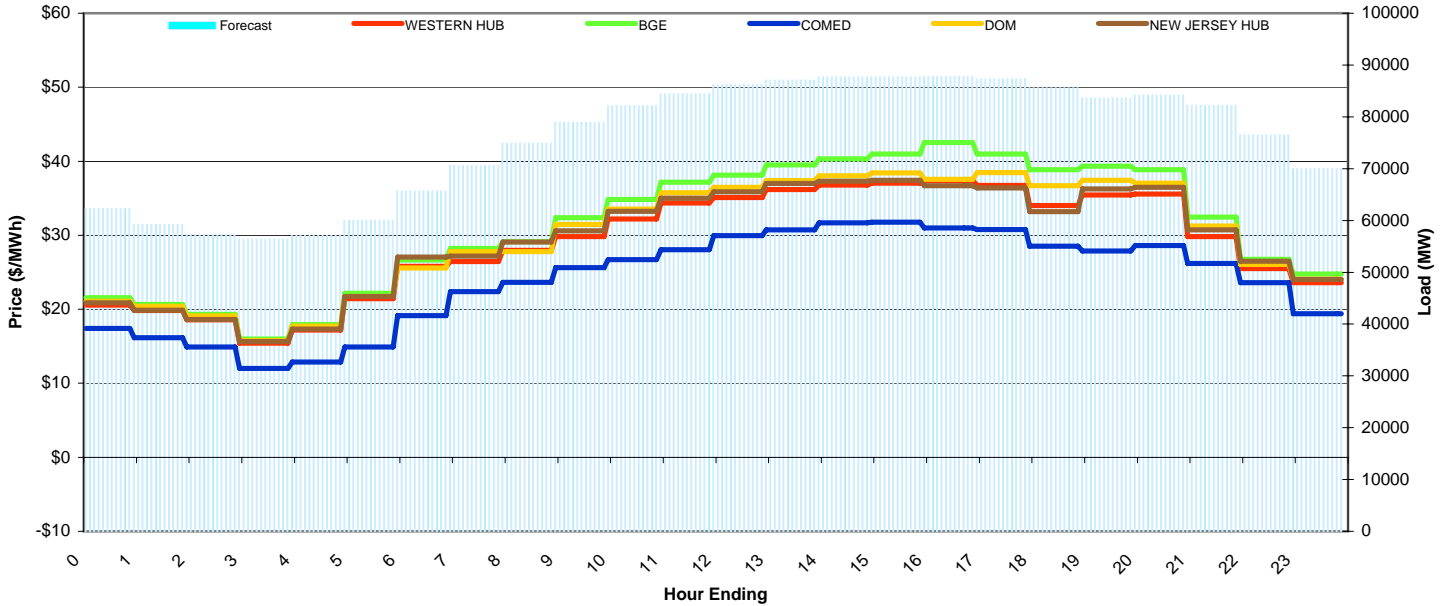
PJM Daily Report

Tuesday September 08, 2009

Price Color Codes: <=0 >=100 >=200

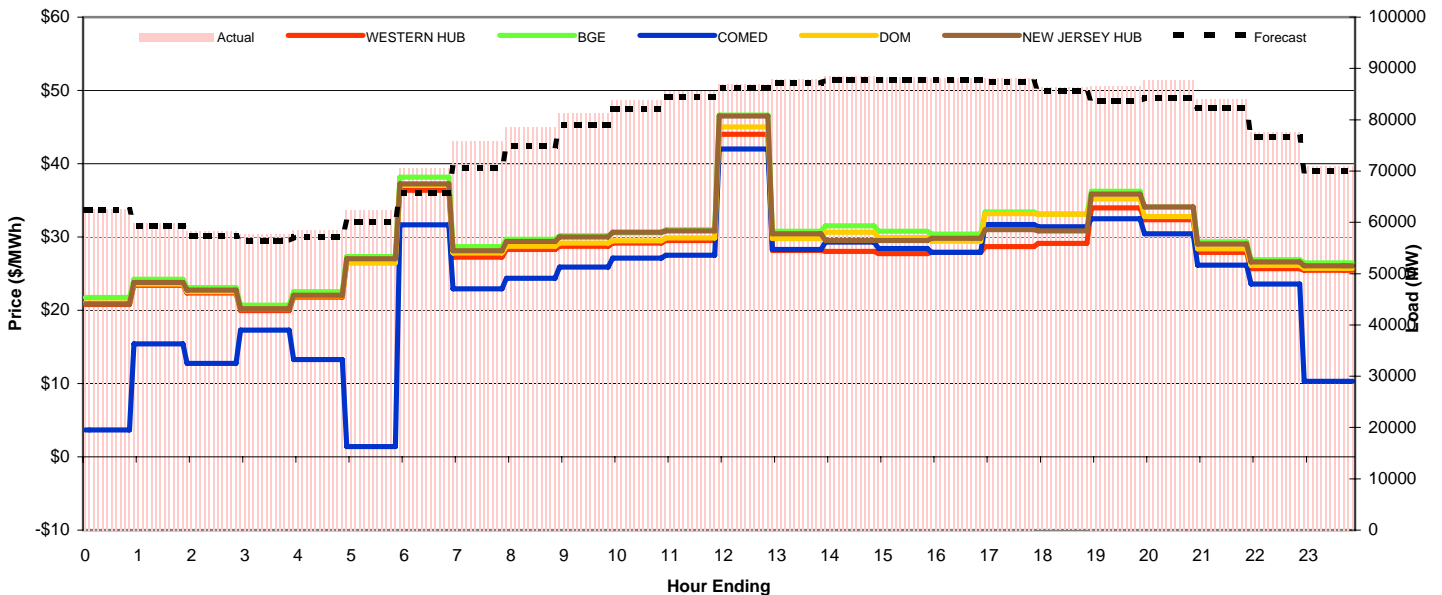
Day-Ahead Prices and Forecast Load

	HE1	HE2	HE3	HE4	HE5	HE6	HE7	HE8	HE9	HE10	HE11	HE12	HE13	HE14	HE15	HE16	HE17	HE18	HE19	HE20	HE21	HE22	HE23	HE24	avg all/peak
WESTERN HUB	20.57	19.83	18.58	15.44	17.18	21.43	25.81	26.43	27.94	29.82	32.18	34.36	35.08	36.17	36.78	37.05	37.38	36.74	34.00	35.44	35.59	29.81	25.51	23.59	29 / 33
BGE	21.582	20.669	19.32	15.999	17.94	22.189	26.681	28.203	29.121	32.356	34.84	37.191	38.127	39.49	40.339	40.983	42.516	40.968	38.859	39.315	38.85	32.437	26.767	24.75	31 / 36
COMED	17.429	16.14	14.909	11.99	12.863	14.9	19.146	22.372	23.625	25.612	26.725	28.048	29.962	30.724	31.663	31.788	30.972	30.771	28.509	27.891	28.602	26.189	23.583	19.384	24 / 28
DOM	21.092	20.377	19.092	15.778	17.713	21.736	25.569	27.773	27.809	31.454	33.527	35.732	36.496	37.396	38.035	38.416	37.547	38.465	36.714	37.414	37.042	31.246	26.08	24.075	30 / 34
NEW JERSEY HUB	20.88	19.87	18.60	15.63	17.31	21.75	27.04	27.19	29.08	30.60	33.22	35.02	35.87	37.01	37.32	37.42	36.71	36.39	33.21	36.26	36.50	30.72	26.51	24.03	29 / 34
DA Forecast	62.3	59.2	57.2	56.4	57.1	60.0	65.7	70.6	74.9	78.9	82.2	84.4	86.2	87.1	87.7	87.7	87.8	87.4	85.6	83.6	84.2	82.2	76.5	70.0	76 / 83



Preliminary Real-Time Prices with Forecasted and Actual System Load

	HE1	HE2	HE3	HE4	HE5	HE6	HE7	HE8	HE9	HE10	HE11	HE12	HE13	HE14	HE15	HE16	HE17	HE18	HE19	HE20	HE21	HE22	HE23	HE24	avg all/peak
WESTERN HUB	20.78	23.42	22.37	19.97	21.78	26.49	36.38	27.25	28.29	28.74	29.17	29.52	44.04	28.17	28.02	27.74	27.91	28.67	29.11	33.96	32.37	27.91	25.69	25.47	28 / 30
BGE	21.756	24.224	23.084	20.699	22.549	27.325	38.151	28.668	29.675	30.162	30.563	30.987	46.649	30.801	31.54	30.791	30.38	33.393	33.162	36.247	34.041	29.343	26.92	26.443	30 / 32
COMED	3.6735	15.407	12.738	17.305	13.281	1.3761	31.644	22.907	24.385	25.898	27.126	27.505	42.01	28.299	29.286	28.447	27.924	31.705	31.406	32.485	30.451	26.153	23.582	10.302	24 / 29
DOM	21.007	23.576	22.512	20.233	21.976	26.481	37.054	27.828	28.729	29.17	29.464	29.862	45.015	29.781	30.647	29.931	29.422	33.186	33.116	35.195	32.813	28.389	26.108	25.729	29 / 31
NEW JERSEY HUB	20.88	23.82	22.73	20.22	22.07	27.02	37.27	28.10	29.41	29.99	30.64	30.85	46.51	30.43	29.52	29.53	29.81	31.01	30.83	35.84	34.11	29.02	26.59	26.07	29 / 31
Percent Forecast	0.56	1.07	1.80	2.27	2.60	3.87	6.87	6.84	4.68	2.94	2.01	1.41	0.87	0.97	0.84	0.72	0.36	0.84	0.76	3.41	3.98	2.22	1.37	1.49	
RTLoad	62.644	59.867	58.291	57.713	58.604	62.425	70.561	75.77	78.622	81.299	83.853	85.613	86.992	87.972	88.46	88.315	88.076	88.102	86.249	86.572	87.698	84.079	77.581	71.054	



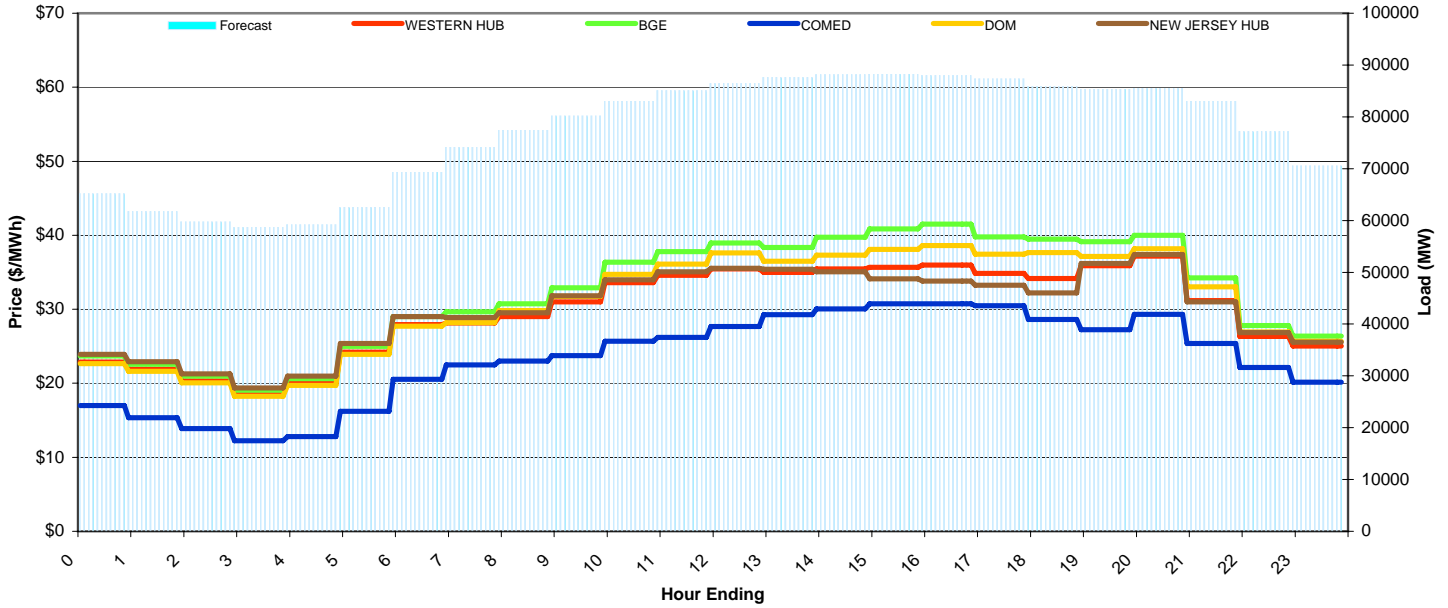
PJM Daily Report

Wednesday September 09, 2009

Price Color Codes: <=0 >=100 >=200

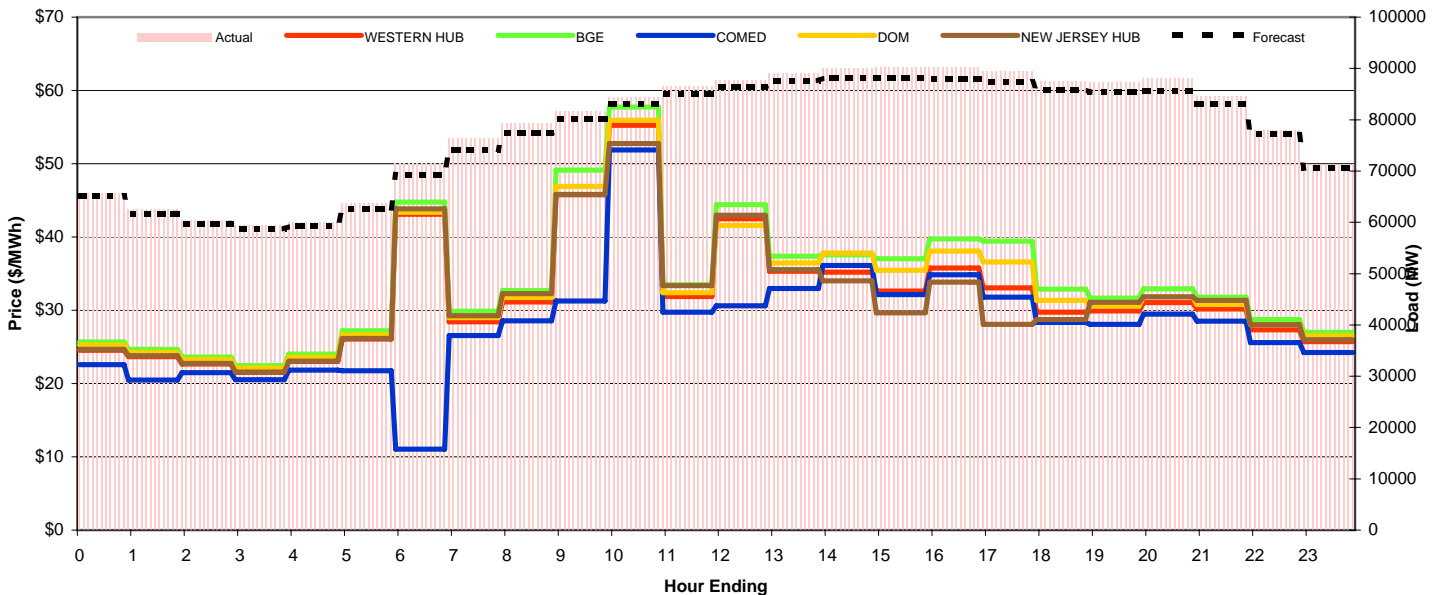
Day-Ahead Prices and Forecast Load

	HE1	HE2	HE3	HE4	HE5	HE6	HE7	HE8	HE9	HE10	HE11	HE12	HE13	HE14	HE15	HE16	HE17	HE18	HE19	HE20	HE21	HE22	HE23	HE24	avg all/peak
WESTERN HUB	22.86	21.88	20.31	18.47	20.00	24.21	27.92	28.16	29.02	31.00	33.59	34.58	35.44	35.00	35.46	35.66	35.98	34.83	34.14	35.89	37.18	31.18	26.31	25.04	30 / 33
BGE	23.697	22.584	20.956	19.056	20.624	24.977	29.02	29.643	30.737	32.915	36.381	37.781	38.949	38.36	39.713	40.875	41.488	39.78	39.494	39.148	39.98	34.26	27.783	26.367	32 / 37
COMED	17	15.33	13.866	12.23	12.803	16.209	20.539	22.469	23.002	23.734	25.675	26.192	27.654	29.28	30.038	30.758	30.742	30.502	28.606	27.228	29.323	25.36	22.116	20.131	23 / 27
DOM	22.666	21.619	20.059	18.239	19.736	23.907	27.721	28.176	29.829	31.718	34.74	36.085	37.604	36.479	37.332	38.077	38.615	37.428	37.648	37.124	38.173	33.05	26.934	25.671	31 / 35
NEW JERSEY HUB	23.90	22.93	21.28	19.36	20.95	25.37	29.02	28.88	29.54	31.84	33.99	35.07	35.55	35.42	35.06	34.12	33.80	33.24	32.20	36.17	37.42	30.99	26.87	25.56	30 / 33
DA Forecast	65.2	61.7	59.7	58.7	59.2	62.5	69.3	74.1	77.4	80.2	83.0	85.0	86.4	87.6	88.2	88.2	88.0	87.4	85.8	85.3	85.6	83.0	77.2	70.5	77 / 84



Preliminary Real-Time Prices with Forecasted and Actual System Load

	HE1	HE2	HE3	HE4	HE5	HE6	HE7	HE8	HE9	HE10	HE11	HE12	HE13	HE14	HE15	HE16	HE17	HE18	HE19	HE20	HE21	HE22	HE23	HE24	avg all/peak
WESTERN HUB	24.55	23.67	22.67	21.54	23.03	26.06	43.09	28.42	31.12	45.78	55.23	31.87	42.51	35.31	35.19	32.62	35.75	33.07	29.73	29.92	31.04	30.20	27.32	25.71	32 / 35
BGE	25.679	24.665	23.636	22.456	24.005	27.217	44.757	29.86	32.729	49.134	57.722	33.483	44.431	37.372	37.549	37.028	39.757	39.43	32.889	31.681	32.906	31.78	28.721	26.972	34 / 37
COMED	22.575	20.459	21.498	20.503	21.824	21.748	11.033	26.546	28.569	31.27	51.899	29.744	30.607	32.956	36.099	32.122	34.859	31.794	28.329	28.096	29.491	28.516	25.601	24.254	28 / 32
DOM	25.227	24.225	23.263	22.089	23.59	26.633	43.361	29.001	31.743	46.916	55.954	32.403	41.575	36.472	37.797	35.467	38.066	36.597	31.343	30.548	31.813	30.773	28.039	26.5	33 / 36
NEW JERSEY HUB	24.67	23.81	22.74	21.55	23.04	26.14	43.84	29.28	32.25	45.82	52.73	33.36	42.97	35.56	34.01	29.64	33.83	28.09	28.74	31.07	31.85	31.37	28.03	25.98	32 / 34
Percent Forecast	0.61	1.16	1.24	1.29	1.25	1.75	2.94	2.91	2.33	1.85	1.46	1.75	1.45	1.67	2.16	2.28	2.48	2.35	1.88	2.31	2.87	1.74	1.00	1.04	
RTLoad	65.58	62.441	60.479	59.446	59.93	63.626	71.417	76.373	79.235	81.705	84.266	86.553	87.684	89.065	90.112	90.293	90.214	89.457	87.488	87.366	88.089	84.496	77.951	71.267	



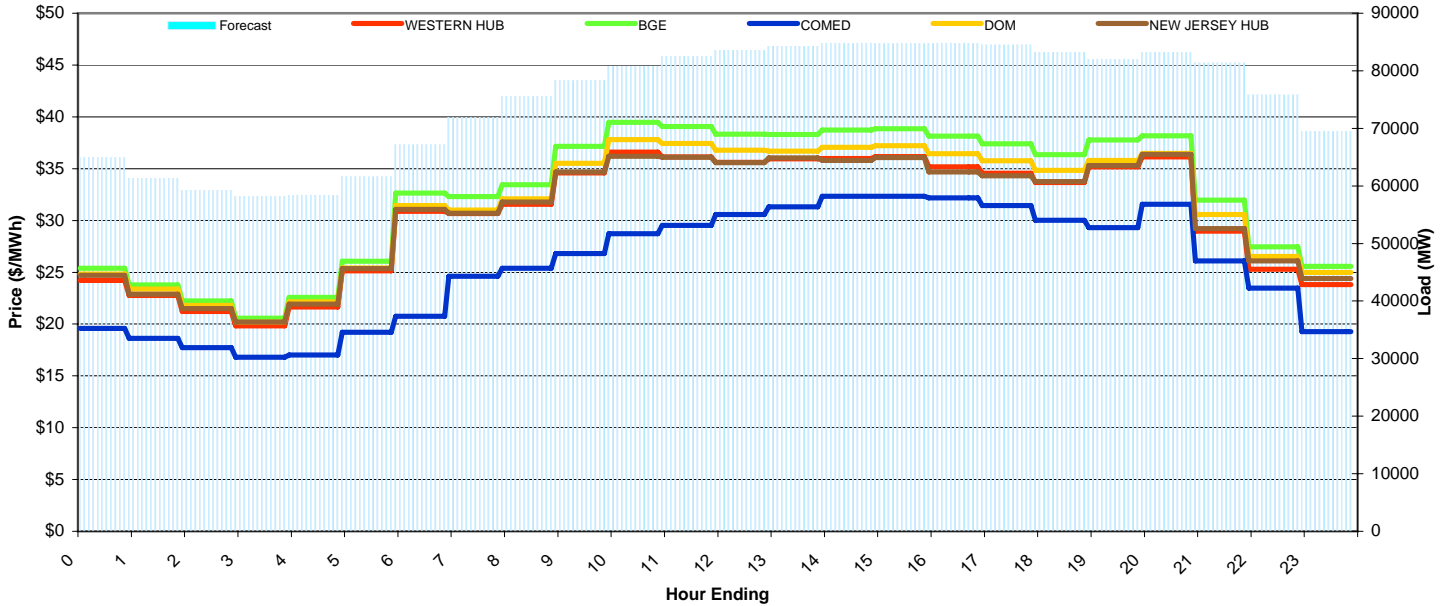
PJM Daily Report

Thursday September 10, 2009

Price Color Codes: <=0 >=100 >=200

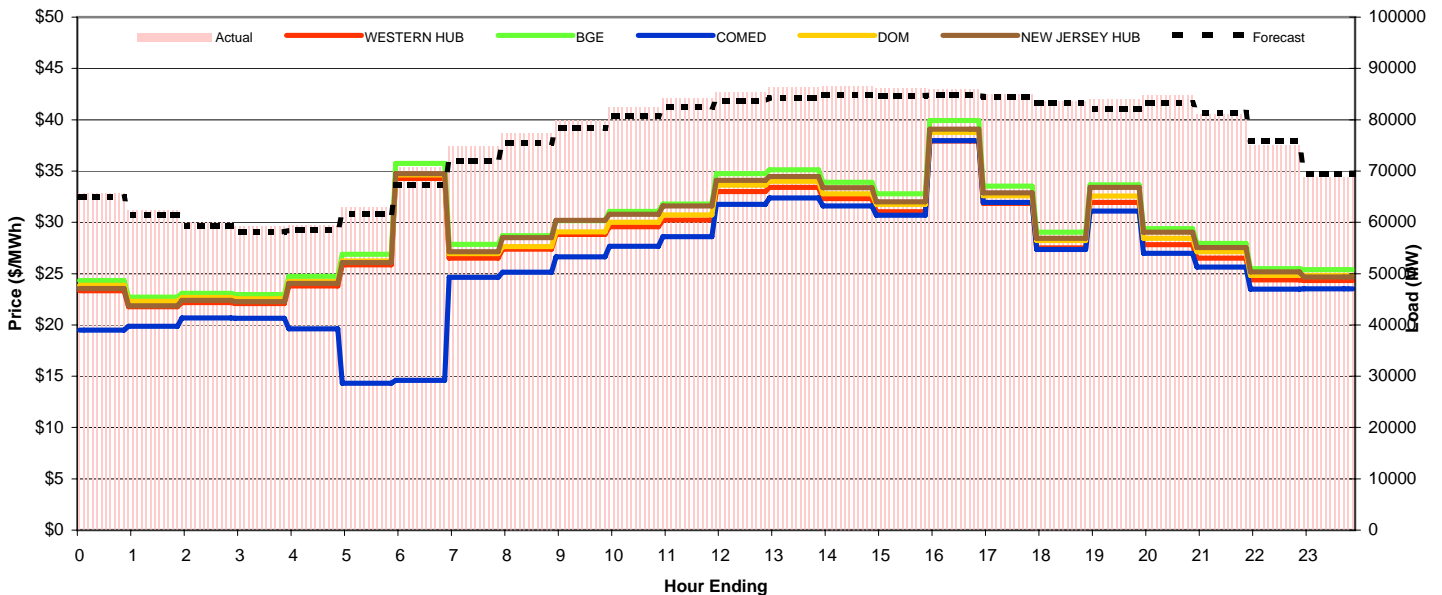
Day-Ahead Prices and Forecast Load

	HE1	HE2	HE3	HE4	HE5	HE6	HE7	HE8	HE9	HE10	HE11	HE12	HE13	HE14	HE15	HE16	HE17	HE18	HE19	HE20	HE21	HE22	HE23	HE24	avg all/peak
WESTERN HUB	24.22	22.75	21.22	19.84	21.64	25.13	30.89	30.67	31.56	34.59	36.58	36.13	35.61	35.94	35.98	36.18	35.18	34.56	33.65	35.18	36.14	28.97	25.31	23.81	30 / 34
BGE	25.397	23.77	22.243	20.569	22.57	26.053	32.632	32.296	33.45	37.142	39.48	39.069	38.314	38.299	38.733	38.864	38.137	37.407	36.352	37.762	38.173	31.958	27.455	25.578	33 / 36
COMED	19.571	18.619	17.73	16.815	17.028	19.216	20.765	24.618	25.377	26.813	28.721	29.524	30.564	31.304	32.342	32.33	32.171	31.441	30.029	29.293	31.561	26.112	23.469	19.26	26 / 29
DOM	24.842	23.384	21.819	20.188	22.157	25.41	31.434	31.011	32.099	35.522	37.805	37.422	36.771	36.68	37.073	37.216	36.428	35.77	34.851	35.784	36.482	30.584	26.544	24.987	31 / 35
NEW JERSEY HUB	24.72	22.88	21.49	20.20	21.93	25.35	31.06	30.70	31.78	34.68	36.19	36.11	35.57	36.04	35.81	36.07	34.69	34.30	33.77	35.31	36.37	29.21	26.10	24.40	31 / 34
DA Forecast	64.9	61.4	59.2	58.1	58.4	61.6	67.2	71.9	75.5	78.3	80.8	82.5	83.6	84.3	84.8	84.7	84.8	84.5	83.2	82.1	83.2	81.4	75.8	69.5	75 / 81



Preliminary Real-Time Prices with Forecasted and Actual System Load

	HE1	HE2	HE3	HE4	HE5	HE6	HE7	HE8	HE9	HE10	HE11	HE12	HE13	HE14	HE15	HE16	HE17	HE18	HE19	HE20	HE21	HE22	HE23	HE24	avg all/peak
WESTERN HUB	23.32	21.76	22.18	22.07	23.81	25.84	34.29	26.51	27.39	28.82	29.58	30.22	33.00	33.41	32.31	31.03	37.93	31.84	27.52	31.94	27.84	26.52	24.38	24.34	28 / 30
BGE	24.317	22.722	23.089	22.966	24.723	26.881	35.756	27.85	28.701	30.167	31.066	31.772	34.751	35.114	33.917	32.784	39.939	33.52	29.039	33.654	29.377	27.932	25.488	25.387	30 / 32
COMED	19.501	19.867	20.68	20.664	19.625	14.307	14.592	24.63	25.136	26.641	27.678	28.604	31.755	32.365	31.595	30.688	37.974	31.945	27.35	31.083	26.969	25.652	23.49	23.508	26 / 29
DOM	23.847	22.3	22.664	22.559	24.238	26.241	34.633	26.944	27.638	29.057	30.001	30.714	33.631	33.995	32.789	31.739	38.769	32.598	28.214	32.578	28.454	27.144	24.818	24.815	29 / 31
NEW JERSEY HUB	23.55	21.88	22.41	22.29	24.06	26.08	34.75	27.13	28.51	30.18	30.79	31.60	34.10	34.45	33.38	31.99	39.09	32.89	28.43	33.41	29.04	27.53	25.18	24.66	29 / 31
Percent Forecast	1.19	1.39	1.33	1.67	1.72	2.22	4.98	3.89	2.41	1.98	1.95	1.91	2.01	2.28	2.02	1.48	1.30	0.51	0.51	2.25	1.70	-0.40	-1.12	-1.12	
RTLoad	65.69	62.264	60.009	59.109	59.451	62.967	70.686	74.844	77.409	79.904	82.365	84.111	85.331	86.215	86.583	86.017	85.878	84.935	83.659	83.954	84.647	81.057	74.992	68.709	



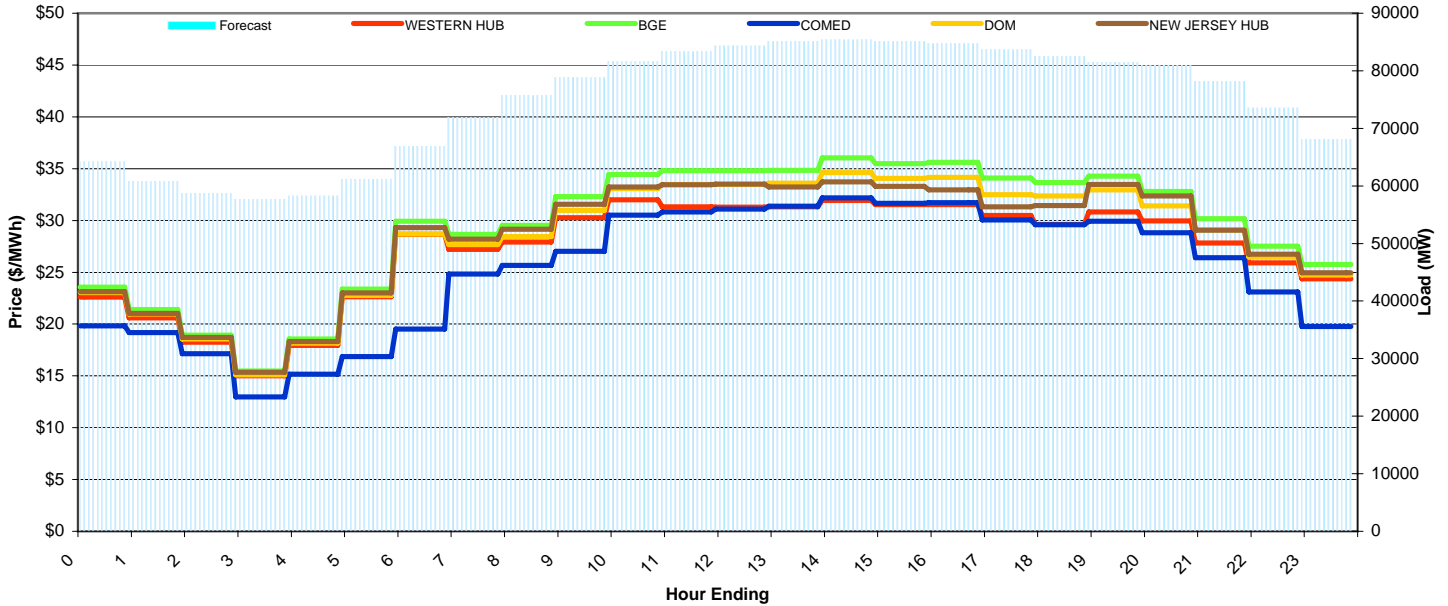
PJM Daily Report

Friday September 11, 2009

Price Color Codes: ≤0 ≥100 ≥200

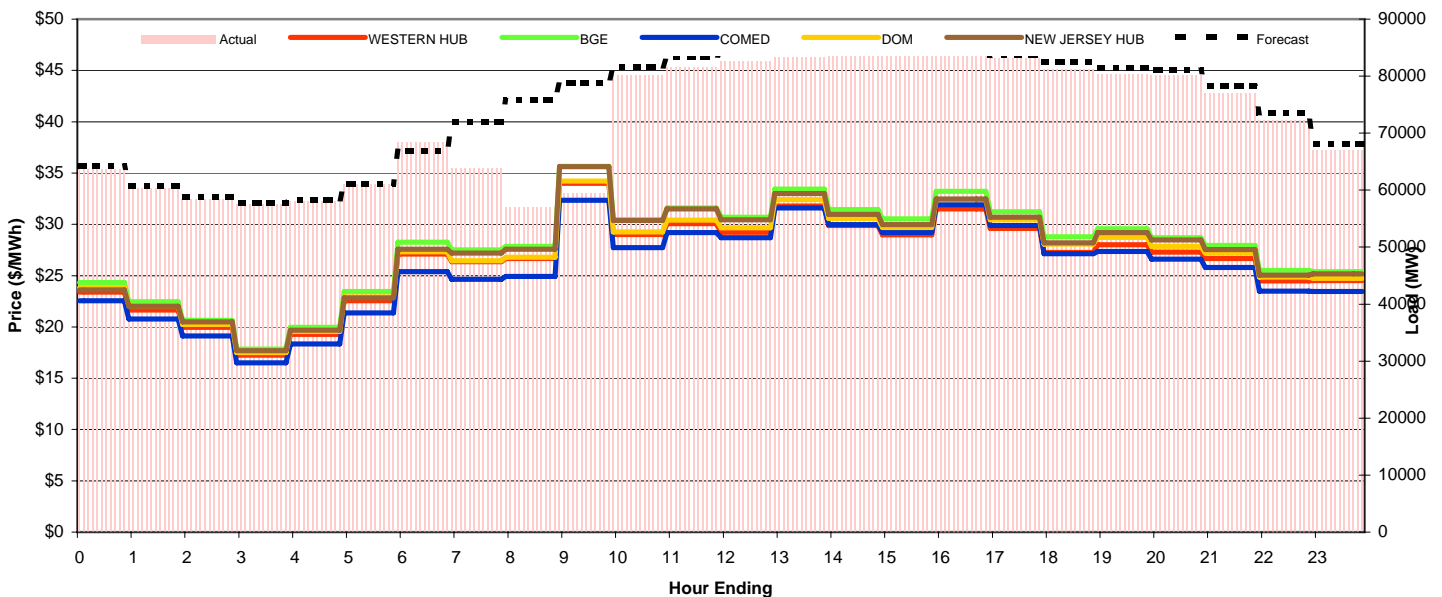
Day-Ahead Prices and Forecast Load

	HE1	HE2	HE3	HE4	HE5	HE6	HE7	HE8	HE9	HE10	HE11	HE12	HE13	HE14	HE15	HE16	HE17	HE18	HE19	HE20	HE21	HE22	HE23	HE24	avg all/peak
WESTERN HUB	22.62	20.61	18.24	15.00	17.93	22.65	28.67	27.21	27.93	30.27	32.01	31.33	31.28	31.33	31.94	31.53	31.54	30.49	29.63	30.83	29.95	27.83	25.90	24.35	27 / 30
BGE	23.579	21.417	18.94	15.46	18.567	23.38	29.923	28.664	29.539	32.296	34.42	34.805	34.813	34.829	36.048	35.471	35.608	34.092	33.67	34.274	32.791	30.171	27.529	25.762	29 / 33
COMED	19.822	19.181	17.145	12.958	15.153	16.856	19.53	24.84	25.677	27.014	30.505	30.812	31.086	31.37	32.177	31.654	31.727	30.037	29.584	29.935	28.817	26.403	23.107	19.76	25 / 29
DOM	23.052	20.983	18.565	15.109	18.153	22.751	28.697	27.662	28.457	30.963	33.083	33.48	33.487	33.599	34.63	34.058	34.153	32.5	32.353	32.957	31.404	29.104	26.465	24.734	28 / 32
NEW JERSEY HUB	23.12	21.03	18.70	15.34	18.33	23.01	29.29	28.21	29.14	31.57	33.22	33.44	33.51	33.22	33.72	33.29	32.94	31.32	31.45	33.48	32.36	29.07	26.75	24.97	28 / 32
DA Forecast	64.2	60.8	58.8	57.7	58.3	61.1	66.9	71.9	75.7	78.8	81.6	83.4	84.3	85.1	85.4	85.1	84.7	83.7	82.5	81.5	81.0	78.2	73.5	68.1	75 / 81



Preliminary Real-Time Prices with Forecasted and Actual System Load

	HE1	HE2	HE3	HE4	HE5	HE6	HE7	HE8	HE9	HE10	HE11	HE12	HE13	HE14	HE15	HE16	HE17	HE18	HE19	HE20	HE21	HE22	HE23	HE24	avg all/peak
WESTERN HUB	23.38	21.63	19.97	17.26	19.27	22.54	27.10	26.35	26.68	34.00	29.00	30.07	29.22	31.79	29.89	28.97	31.51	29.60	27.25	28.02	27.31	26.66	24.47	24.50	27 / 29
BGE	24.318	22.466	20.659	17.842	19.96	23.441	28.245	27.502	27.852	35.654	30.453	31.598	30.691	33.423	31.444	30.537	33.228	31.209	28.791	29.566	28.691	27.957	25.506	25.391	28 / 30
COMED	22.54	20.775	19.12	16.488	18.351	21.355	25.383	24.642	24.928	32.35	27.742	29.181	28.697	31.6	29.963	29.206	31.911	29.89	27.143	27.36	26.598	25.803	23.473	23.444	26 / 28
DOM	23.826	22.04	20.252	17.5	19.571	22.912	27.337	26.465	26.782	34.227	29.256	30.418	29.672	32.397	30.556	29.707	32.393	30.442	28.065	28.725	27.84	27.185	24.851	24.738	27 / 29
NEW JERSEY HUB	23.60	22.01	20.49	17.69	19.68	22.82	27.57	27.21	27.58	35.61	30.39	31.49	30.43	33.01	30.96	29.96	32.48	30.68	28.18	29.20	28.49	27.55	25.05	25.16	27 / 30
Percent Forecast	-1.02	-0.88	-0.73	-0.48	-0.49	-0.25	2.22	-12.80	-32.85	-32.87	-1.90	-2.24	-2.23	-2.15	-2.08	-1.86	-1.41	-0.70	-1.59	-1.58	-1.04	-1.61	-1.72	-1.62	
RTLoad	63.537	60.284	58.338	57.417	57.967	60.988	68.407	63.755	56.993	59.321	80.075	81.531	82.505	83.319	83.623	83.574	83.537	83.071	81.232	80.207	80.162	76.951	72.295	67.006	



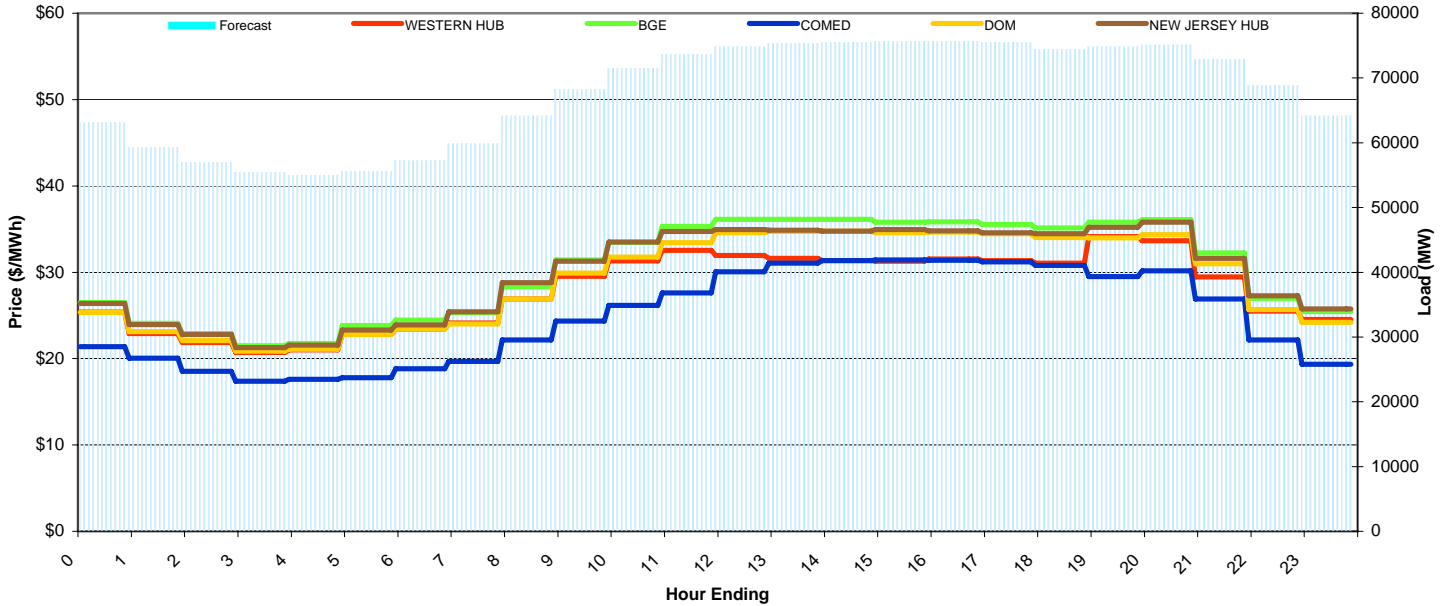
PJM Daily Report

Saturday September 12, 2009

Price Color Codes: ≤0 >=100 >=200

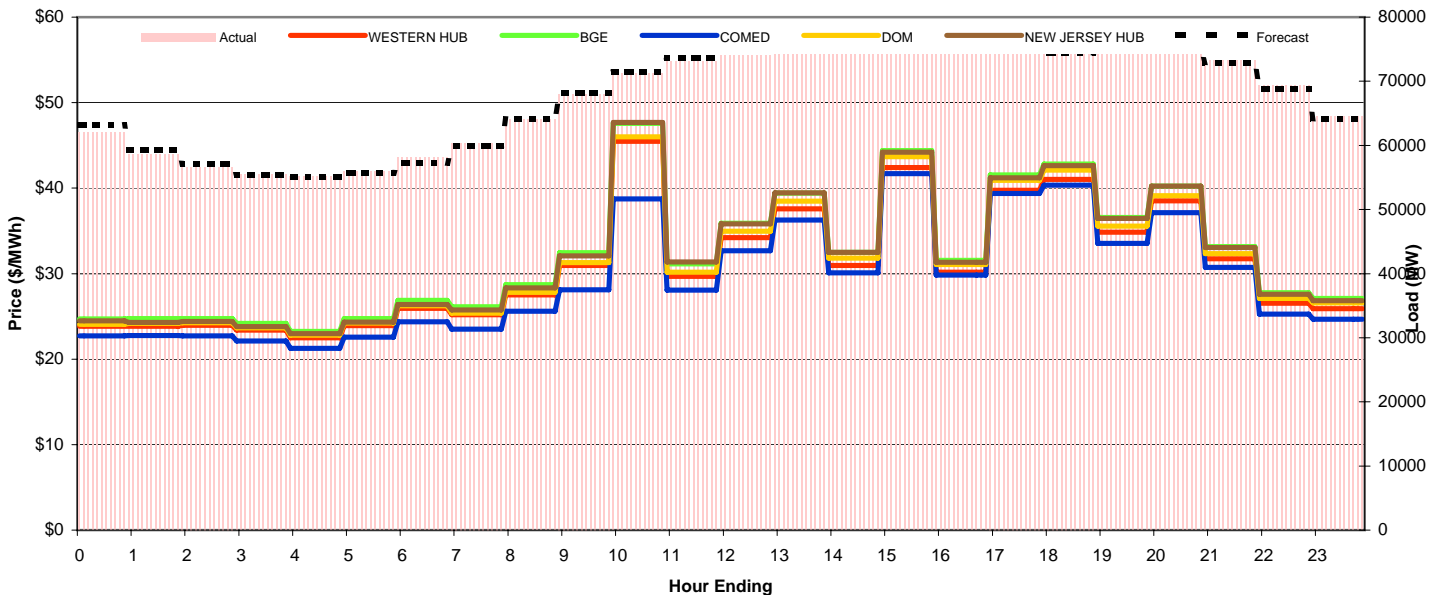
Day-Ahead Prices and Forecast Load

	HE1	HE2	HE3	HE4	HE5	HE6	HE7	HE8	HE9	HE10	HE11	HE12	HE13	HE14	HE15	HE16	HE17	HE18	HE19	HE20	HE21	HE22	HE23	HE24	avg all/peak
WESTERN HUB	25.39	22.90	21.85	20.73	21.01	22.81	23.43	24.12	26.92	29.53	31.30	32.53	31.93	31.61	31.33	31.28	31.54	31.33	31.07	34.13	33.65	29.46	25.51	24.52	28 / 30
BGE	26.502	24.077	22.915	21.5	21.771	23.812	24.456	25.316	28.297	31.43	33.452	35.328	36.144	36.118	36.145	35.817	35.826	35.555	35.12	35.814	36.096	32.239	26.992	25.473	30 / 33
COMED	21.374	20.067	18.524	17.384	17.597	17.781	18.82	19.68	22.159	24.346	26.168	27.596	30.066	31.041	31.345	31.426	31.393	31.219	30.786	29.496	30.174	26.89	22.166	19.359	25 / 28
DOM	25.341	23.141	22.078	20.86	21.074	22.799	23.411	24.021	26.891	29.894	31.744	33.418	34.585	34.714	34.757	34.594	34.649	34.454	34.016	33.993	34.364	30.985	25.697	24.202	29 / 32
NEW JERSEY HUB	26.39	23.94	22.79	21.27	21.55	23.30	23.89	25.43	28.81	31.29	33.50	34.74	34.95	34.86	34.75	34.94	34.80	34.56	34.48	35.20	35.80	31.62	27.26	25.75	30 / 33
DA Forecast	63.2	59.3	57.0	55.4	55.0	55.6	57.2	59.9	64.1	68.2	71.5	73.7	74.8	75.3	75.5	75.7	75.7	75.5	74.4	74.8	75.1	72.9	68.8	64.1	68 / 72



Preliminary Real-Time Prices with Forecasted and Actual System Load

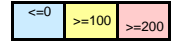
	HE1	HE2	HE3	HE4	HE5	HE6	HE7	HE8	HE9	HE10	HE11	HE12	HE13	HE14	HE15	HE16	HE17	HE18	HE19	HE20	HE21	HE22	HE23	HE24	avg all/peak
WESTERN HUB	23.83	23.84	23.94	23.38	22.48	23.91	25.93	25.18	27.49	30.95	45.48	29.69	34.19	37.57	30.95	42.41	30.19	39.76	41.01	34.85	38.50	31.75	26.55	25.80	31 / 34
BGE	24.694	24.727	24.752	24.167	23.249	24.735	26.891	26.111	28.694	32.448	47.573	31.15	35.886	39.41	32.476	44.397	31.554	41.53	42.833	36.552	40.255	33.166	27.782	27.089	32 / 36
COMED	22.718	22.745	22.707	22.134	21.25	22.585	24.35	23.514	25.593	28.123	38.74	28.059	32.683	36.261	30.097	41.7	29.825	39.382	40.337	33.54	37.134	30.738	25.284	24.665	29 / 33
DOM	24.077	24.184	24.24	23.674	22.778	24.211	26.239	25.394	27.807	31.307	45.99	30.17	34.953	38.465	31.8	43.685	31.058	40.924	42.104	35.572	39.105	32.357	27.118	26.564	31 / 35
NEW JERSEY HUB	24.48	24.27	24.39	23.82	22.98	24.34	26.41	25.74	28.32	32.07	47.70	31.35	35.81	39.46	32.47	44.20	31.34	41.22	42.64	36.44	40.23	33.05	27.60	26.84	32 / 36
Percent Forecast	-1.92	-1.17	-0.64	0.15	0.24	0.52	1.52	0.85	-0.07	-0.28	-0.40	-0.85	-1.02	-1.47	-1.61	-1.43	-1.26	-0.86	-0.26	0.16	0.71	0.50	0.74	0.64	
RTLoad	62.015	58.66	56.665	55.512	55.12	55.917	58.09	60.363	64.086	68.037	71.171	73.043	74.055	74.233	74.324	74.596	74.76	74.869	74.237	74.919	75.631	73.279	69.356	64.53	



PJM Daily Report

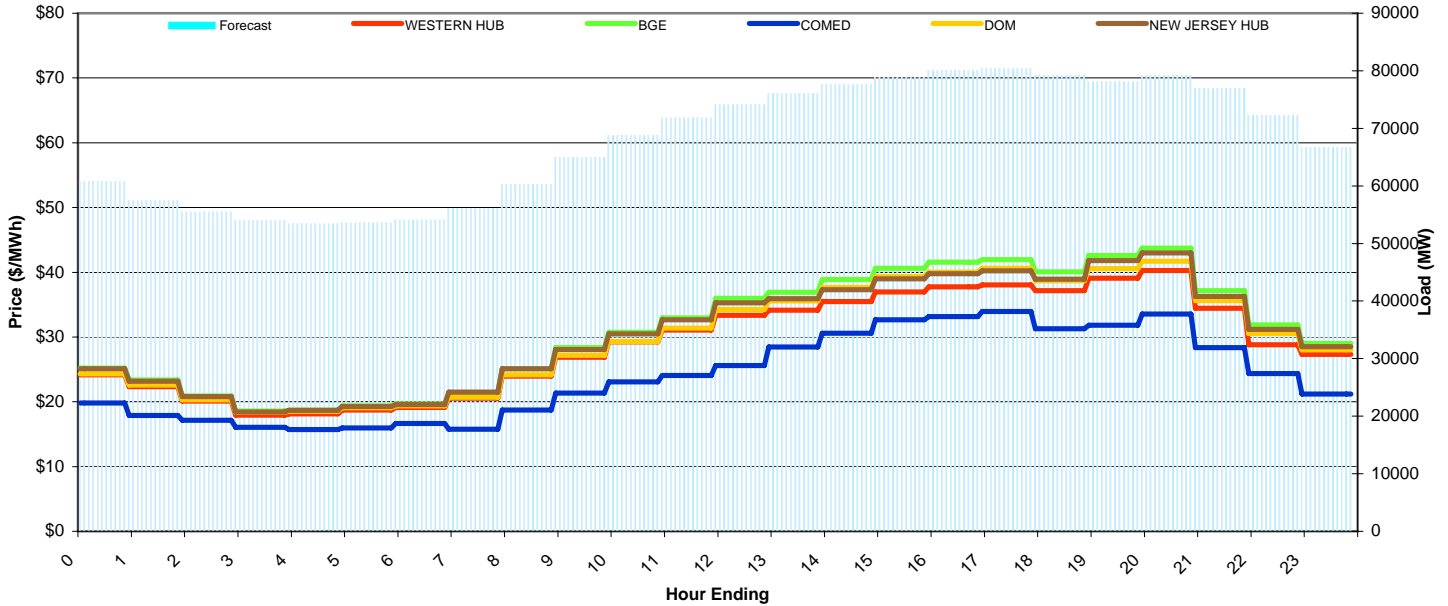
Sunday September 13, 2009

Price Color Codes:



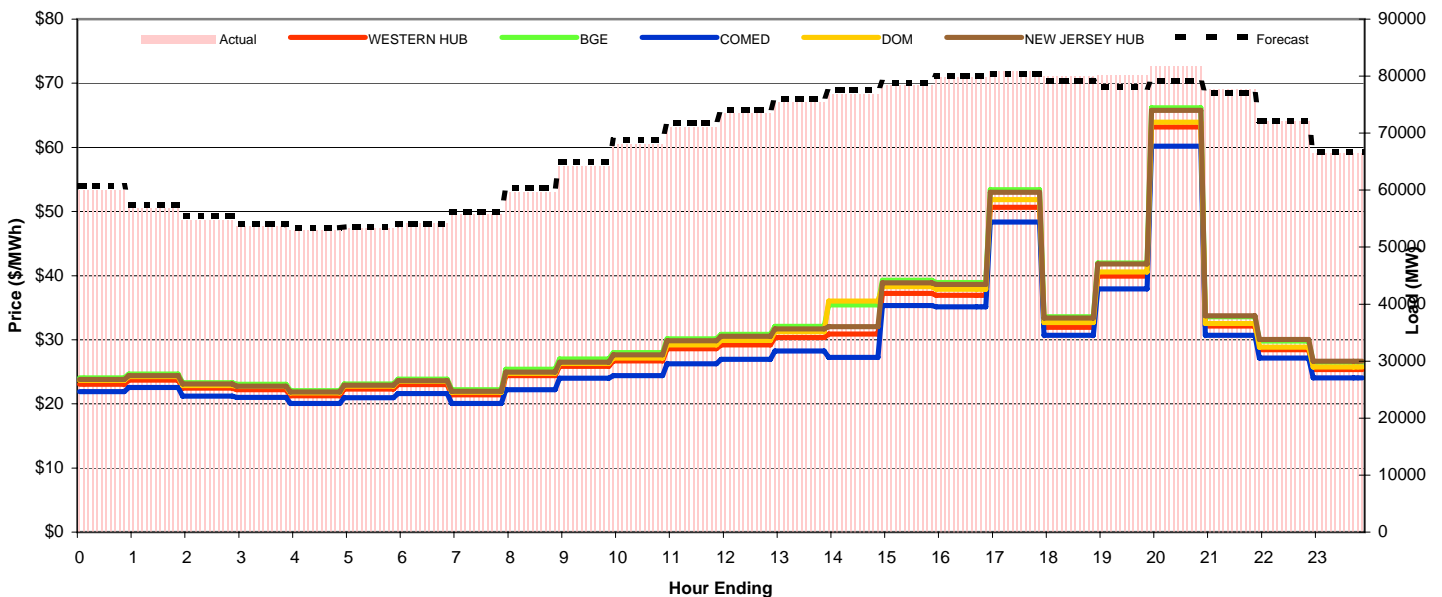
Day-Ahead Prices and Forecast Load

	HE1	HE2	HE3	HE4	HE5	HE6	HE7	HE8	HE9	HE10	HE11	HE12	HE13	HE14	HE15	HE16	HE17	HE18	HE19	HE20	HE21	HE22	HE23	HE24	avg all/peak
WESTERN HUB	24.14	22.33	20.10	17.94	18.14	18.74	19.13	20.53	23.99	26.87	29.27	31.06	33.34	34.14	35.50	36.96	37.75	38.03	37.14	39.07	40.25	34.43	28.83	27.32	29 / 33
BGE	25.214	23.389	20.886	18.573	18.743	19.386	19.663	21.451	25.107	28.37	30.711	32.957	35.992	36.933	38.897	40.6	41.561	41.95	40.075	42.57	43.726	37.158	31.855	29.014	31 / 36
COMED	19.794	17.869	17.15	16.074	15.707	15.973	16.653	15.77	18.726	21.359	23.069	24.063	25.61	28.456	30.588	32.655	33.152	33.93	31.269	31.822	33.534	28.345	24.365	21.209	24 / 27
DOM	24.329	22.563	20.307	18.369	18.523	19.057	19.381	20.713	24.165	27.171	29.323	31.388	34.268	35.586	37.633	39.325	40.037	40.611	38.696	40.556	41.716	35.651	30.552	28.001	30 / 34
NEW JERSEY HUB	25.10	23.19	20.80	18.43	18.66	19.29	19.59	21.48	25.12	28.09	30.50	32.67	35.29	35.91	37.30	39.01	39.78	40.20	38.92	41.78	42.98	36.25	31.16	28.53	30 / 35
DA Forecast	60.7	57.4	55.5	54.0	53.4	53.6	54.1	56.1	60.3	65.0	68.7	71.8	74.1	76.1	77.6	78.9	80.0	80.4	79.2	78.1	79.2	77.0	72.2	66.7	68 / 73



Preliminary Real-Time Prices with Forecasted and Actual System Load

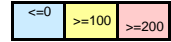
	HE1	HE2	HE3	HE4	HE5	HE6	HE7	HE8	HE9	HE10	HE11	HE12	HE13	HE14	HE15	HE16	HE17	HE18	HE19	HE20	HE21	HE22	HE23	HE24	avg all/peak
WESTERN HUB	23.07	23.73	22.45	22.23	21.26	22.29	23.00	21.41	24.38	25.86	26.70	28.61	29.18	30.35	30.87	37.21	36.92	50.64	31.92	39.91	63.21	32.14	28.46	25.37	30 / 34
BGE	24.066	24.664	23.289	23.039	22.049	23.112	23.857	22.203	25.378	27.002	28.008	30.141	30.827	32.103	35.421	39.291	38.94	53.386	33.611	41.993	66.162	33.598	29.788	26.523	32 / 35
COMED	21.898	22.539	21.197	20.994	20.072	20.938	21.604	20.08	22.186	24.008	24.412	26.265	26.929	28.246	27.255	35.31	35.126	48.358	30.669	37.948	60.196	30.702	27.168	24.049	28 / 32
DOM	23.653	24.24	22.882	22.696	21.716	22.74	23.483	21.83	24.776	26.313	27.171	29.204	29.901	31.237	36.05	38.258	37.872	51.832	32.688	40.596	63.944	32.514	28.854	25.775	31 / 35
NEW JERSEY HUB	23.81	24.41	23.10	22.78	21.84	22.89	23.61	21.97	24.94	26.52	27.64	29.85	30.53	31.71	32.03	38.89	38.62	53.01	33.41	41.80	65.77	33.74	30.04	26.67	31 / 35
Percent Forecast	-1.29	-1.07	-1.35	-0.84	-1.02	-0.58	0.24	-0.79	-1.23	-1.33	-1.14	-1.18	-0.95	-0.96	-1.00	-0.58	-0.26	0.46	0.97	2.53	3.02	1.06	-0.15	-0.54	
RTLoad	59.971	56.823	54.731	53.572	52.875	53.283	54.195	55.68	59.6	64.145	67.966	71.005	73.407	75.337	76.84	78.397	79.822	80.772	79.932	80.101	81.713	77.781	72.103	66.363	



PJM Daily Report

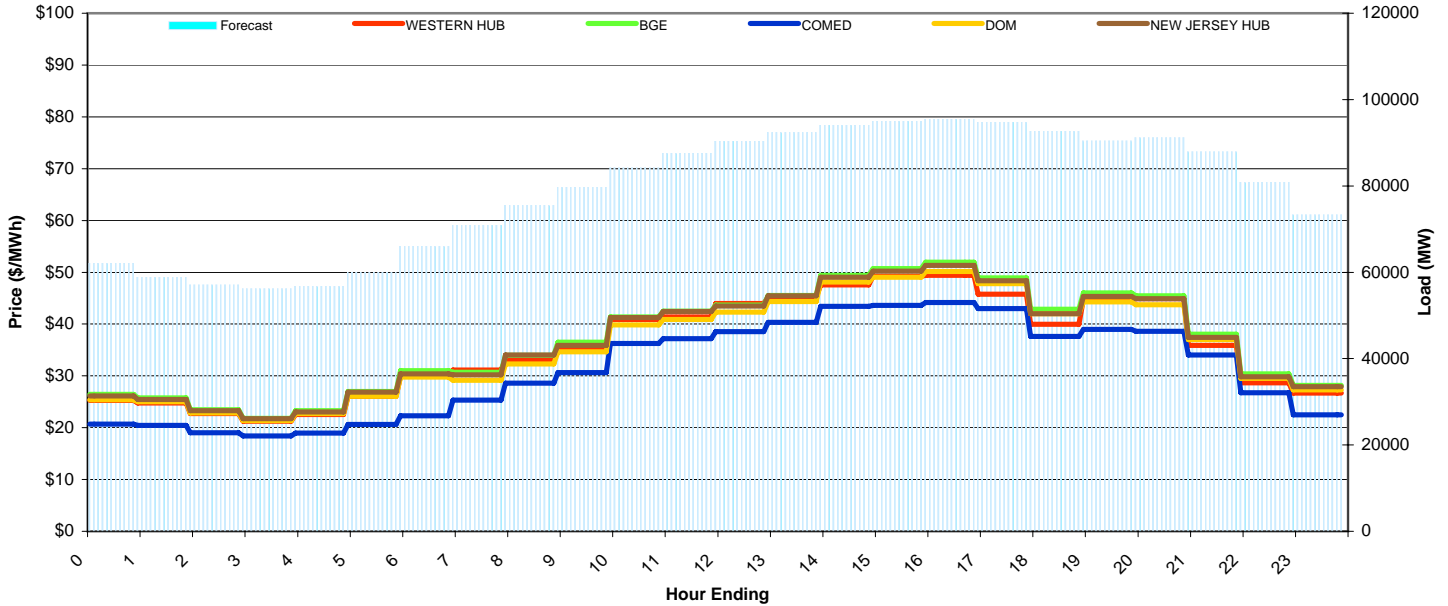
Monday September 14, 2009

Price Color Codes:



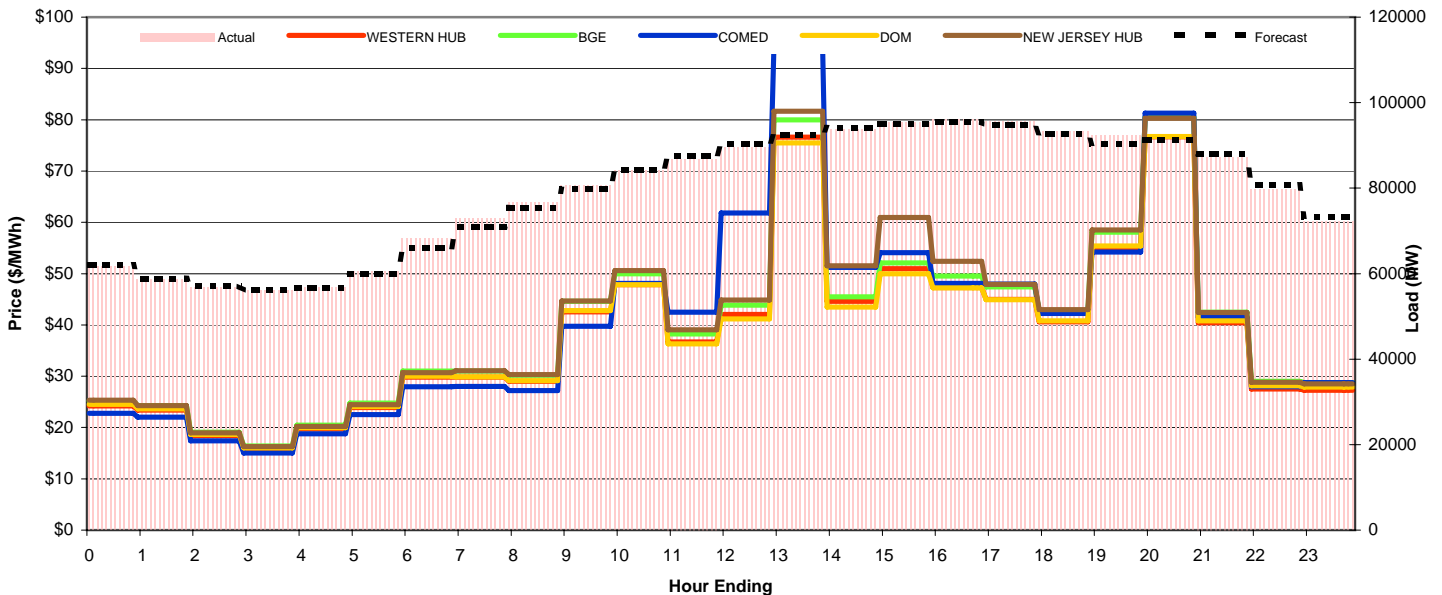
Day-Ahead Prices and Forecast Load

	HE1	HE2	HE3	HE4	HE5	HE6	HE7	HE8	HE9	HE10	HE11	HE12	HE13	HE14	HE15	HE16	HE17	HE18	HE19	HE20	HE21	HE22	HE23	HE24	avg all/peak
WESTERN HUB	25.28	24.77	22.72	21.22	22.57	26.09	29.88	31.14	33.00	35.46	40.92	41.35	44.00	45.18	47.54	49.25	49.39	45.79	39.98	44.81	44.93	35.89	28.66	26.68	36 / 41
BGE	26.424	25.74	23.449	21.791	23.27	27.007	30.978	30.715	33.943	36.494	41.37	42.519	43.67	45.493	49.385	50.733	51.966	48.934	42.869	45.997	45.461	38.058	30.368	28.165	37 / 42
COMED	20.673	20.461	19.025	18.436	18.962	20.603	22.292	25.354	28.624	30.642	36.265	37.184	38.524	40.359	43.442	43.638	44.139	42.985	37.63	38.984	38.592	34.02	26.747	22.468	31 / 37
DOM	25.37	25.001	22.877	21.389	22.748	26.058	29.783	29.16	32.333	34.672	39.853	40.899	42.303	44.336	48.113	49.039	50.129	47.819	41.977	44.287	43.728	36.981	29.529	27.271	36 / 41
NEW JERSEY HUB	26.14	25.44	23.26	21.72	23.04	26.86	30.40	30.23	34.02	35.87	41.23	42.44	43.46	45.43	49.05	50.24	51.31	48.36	41.98	45.33	44.93	37.45	29.84	27.90	36 / 42
DA Forecast	62.1	58.9	57.1	56.2	56.7	60.0	66.0	70.9	75.5	79.7	84.2	87.5	90.4	92.4	94.1	95.0	95.5	94.7	92.7	90.5	91.2	87.9	80.8	73.3	79 / 88



Preliminary Real-Time Prices with Forecasted and Actual System Load

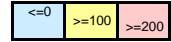
	HE1	HE2	HE3	HE4	HE5	HE6	HE7	HE8	HE9	HE10	HE11	HE12	HE13	HE14	HE15	HE16	HE17	HE18	HE19	HE20	HE21	HE22	HE23	HE24	avg all/peak
WESTERN HUB	24.23	23.38	18.40	15.82	19.72	23.87	29.81	29.81	28.98	42.57	47.85	36.70	42.07	76.58	44.62	50.96	47.29	44.99	40.63	55.07	76.69	40.40	27.51	27.23	38 / 46
BGE	25.214	24.284	19.095	16.393	20.434	24.736	30.998	31.03	30.224	44.611	49.991	38.262	43.85	79.944	45.492	52.093	49.549	47.43	42.742	58.107	80.561	42.51	29.032	28.734	40 / 48
COMED	22.778	22.001	17.421	15.029	18.75	22.523	27.953	28.002	27.225	39.745	48.106	42.505	61.85	94.368	51.237	54.09	48.092	47.982	42.228	54.242	81.316	41.476	27.963	28.731	40 / 49
DOM	24.509	23.662	18.641	16.042	19.993	24.107	29.992	29.912	29.103	42.823	47.837	36.296	41.155	75.483	43.485	49.95	47.247	44.945	40.794	55.374	76.723	40.79	28.105	27.902	38 / 46
NEW JERSEY HUB	25.34	24.26	18.98	16.26	20.19	24.43	30.69	31.04	30.30	44.69	50.58	39.05	44.88	81.64	51.53	60.92	52.42	47.88	42.97	58.51	80.28	42.40	28.83	28.50	41 / 49
Percent Forecast	-0.60	-0.40	-0.50	-0.25	0.16	0.92	3.33	2.68	1.57	1.10	-0.12	-0.80	-0.90	-0.48	-0.28	0.28	0.49	0.83	0.58	2.00	1.53	-0.69	-1.35	-1.60	
RTLoad	61.701	58.621	56.767	56.012	56.818	60.536	68.23	72.874	76.66	80.589	84.103	86.825	89.563	91.924	93.832	95.287	95.934	95.5	93.205	92.309	92.608	87.269	79.69	72.172	



PJM Daily Report

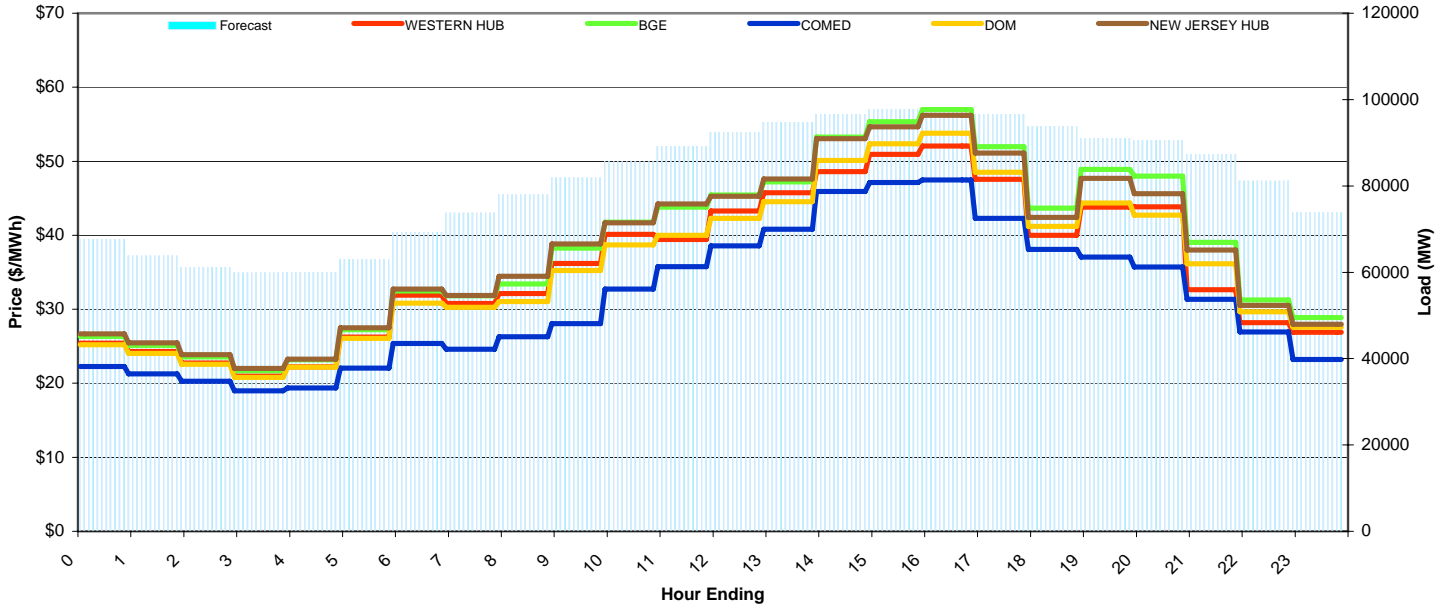
Tuesday September 15, 2009

Price Color Codes:



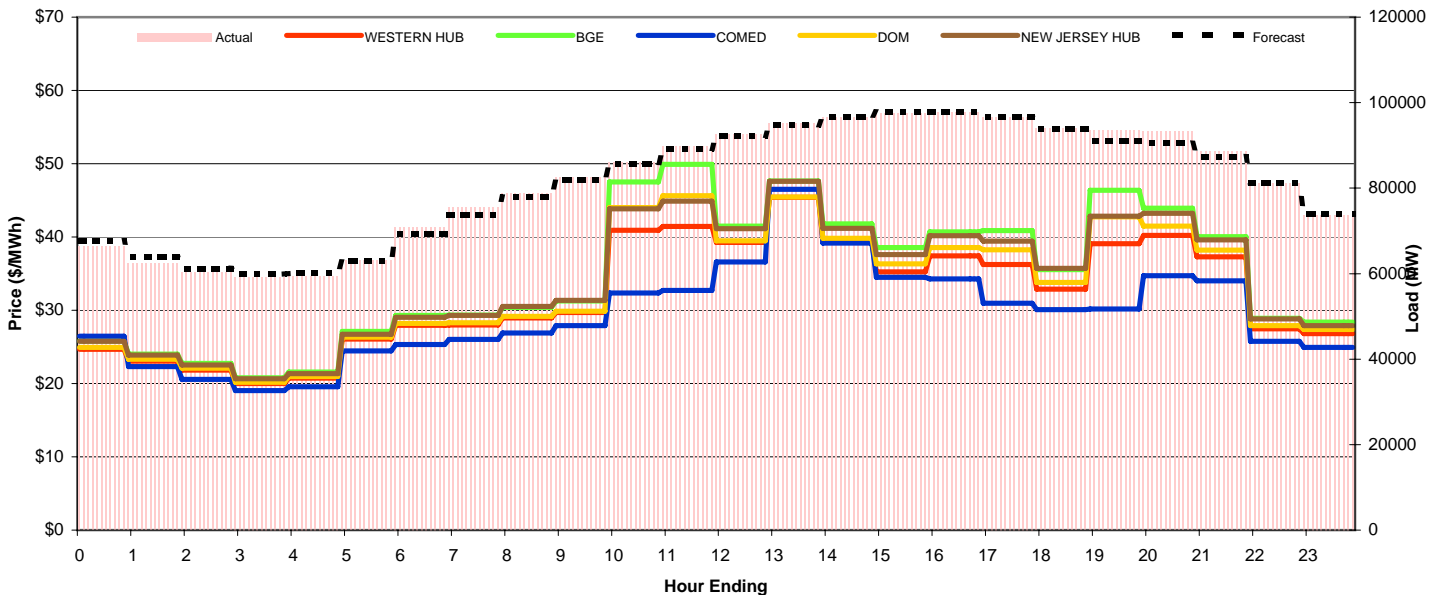
Day-Ahead Prices and Forecast Load

	HE1	HE2	HE3	HE4	HE5	HE6	HE7	HE8	HE9	HE10	HE11	HE12	HE13	HE14	HE15	HE16	HE17	HE18	HE19	HE20	HE21	HE22	HE23	HE24	avg all/peak
WESTERN HUB	25.43	24.28	22.75	20.99	22.21	26.23	31.90	30.77	32.12	36.19	40.14	39.41	43.27	45.73	48.58	50.95	52.04	47.56	40.00	43.82	43.85	32.65	28.20	26.88	36 / 41
BGE	26.326	25.105	23.572	21.704	23.154	27.24	32.464	31.809	33.438	38.27	41.776	43.787	45.442	47.234	53.266	55.356	57	51.966	43.671	48.881	48	39.049	31.272	28.882	38 / 44
COMED	22.261	21.271	20.299	18.991	19.352	22.033	25.364	24.608	26.291	28.04	32.732	35.736	38.547	40.816	45.933	47.131	47.487	42.28	38.099	37.05	35.696	31.367	26.926	23.209	31 / 36
DOM	25.217	24.049	22.58	20.796	22.162	26.075	30.815	30.284	31.045	35.237	38.708	39.973	42.302	44.535	50.116	52.376	53.796	48.497	41.194	44.353	42.729	36.15	29.665	27.565	36 / 41
NEW JERSEY HUB	26.66	25.46	23.85	22.00	23.26	27.48	32.71	31.85	34.48	38.85	41.67	44.22	45.28	47.61	53.07	54.65	56.22	51.09	42.43	47.69	45.62	38.01	30.51	27.97	38 / 44
DA Forecast	67.7	63.8	61.2	59.9	60.1	63.0	69.3	73.8	77.9	81.9	85.6	89.3	92.3	94.8	96.7	97.8	97.8	96.6	93.7	91.0	90.6	87.4	81.2	73.9	81 / 89



Preliminary Real-Time Prices with Forecasted and Actual System Load

	HE1	HE2	HE3	HE4	HE5	HE6	HE7	HE8	HE9	HE10	HE11	HE12	HE13	HE14	HE15	HE16	HE17	HE18	HE19	HE20	HE21	HE22	HE23	HE24	avg all/peak
WESTERN HUB	24.65	23.04	21.83	20.00	20.74	26.05	27.96	27.97	28.94	29.69	40.93	41.42	39.24	45.41	39.25	35.23	37.43	36.26	32.90	39.06	40.20	37.28	27.47	26.82	32 / 36
BGE	25.82	24.026	22.73	20.783	21.561	27.139	29.296	29.354	30.39	31.271	47.529	49.911	41.488	47.645	41.79	38.571	40.699	40.852	35.565	46.38	43.918	40.038	28.902	28.391	35 / 40
COMED	26.468	22.302	20.555	19.048	19.581	24.473	25.318	26.032	26.919	27.903	32.361	32.718	36.61	46.494	39.167	34.477	34.291	30.973	30.106	30.16	34.738	34.013	25.748	24.918	29 / 33
DOM	24.945	23.308	22.104	20.174	20.981	26.342	28.228	28.287	29.164	29.876	44.022	45.617	39.486	45.462	39.807	36.341	38.538	38.274	33.798	42.731	41.481	38.212	27.885	27.374	33 / 37
NEW JERSEY HUB	25.78	23.89	22.54	20.66	21.35	26.74	29.02	29.28	30.54	31.35	43.86	44.88	41.14	47.58	41.19	37.58	40.19	39.45	35.70	42.82	43.25	39.59	28.84	27.92	34 / 39
Percent Forecast	-2.07	-2.17	-1.61	-1.21	-1.01	0.13	2.19	2.13	0.93	0.56	0.55	0.48	0.27	0.35	-0.14	-0.41	-0.03	0.03	0.32	2.53	2.78	1.30	-0.14	-0.14	
RTLoad	66.313	62.43	60.222	59.178	59.449	63.127	70.883	75.359	78.673	82.384	86.109	89.681	92.579	95.166	96.523	97.375	97.734	96.648	94.033	93.393	93.182	88.535	81.056	73.753	



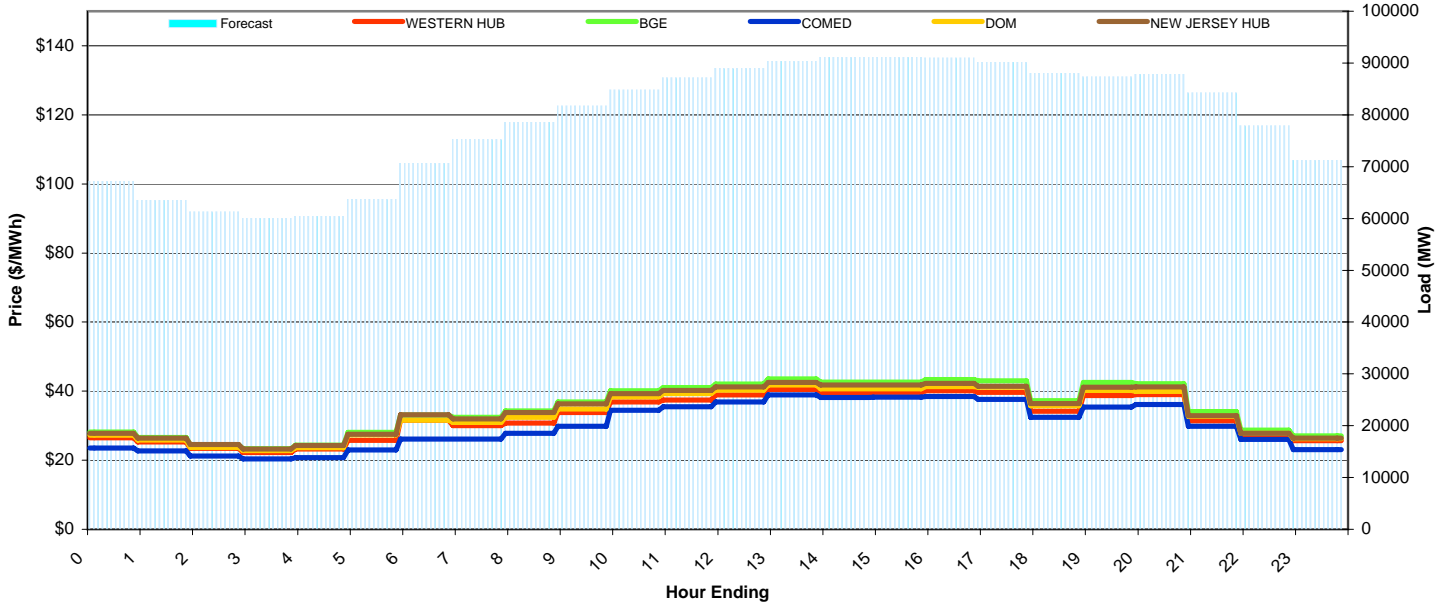
PJM Daily Report

Wednesday September 16, 2009

Price Color Codes: ≤0 ≥100 ≥200

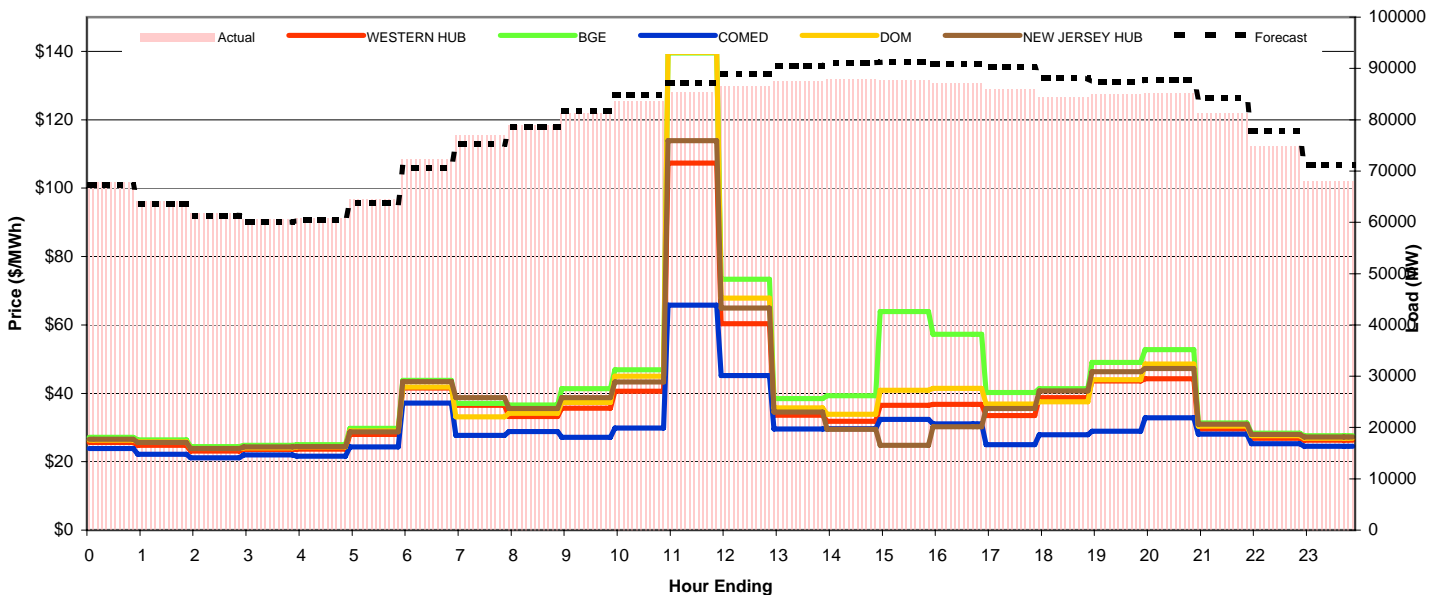
Day-Ahead Prices and Forecast Load

	HE1	HE2	HE3	HE4	HE5	HE6	HE7	HE8	HE9	HE10	HE11	HE12	HE13	HE14	HE15	HE16	HE17	HE18	HE19	HE20	HE21	HE22	HE23	HE24	avg all/peak
WESTERN HUB	26.50	25.27	23.43	22.21	23.30	25.74	31.57	30.04	30.80	33.83	36.88	37.44	38.94	40.47	39.47	39.64	40.16	39.70	34.17	38.77	39.00	31.39	26.80	25.62	33 / 36
BGE	28.19	26.608	24.418	23.371	24.321	28.104	33.036	32.397	34.262	36.867	40.15	41.015	42.02	43.515	42.632	42.65	43.361	42.98	37.281	42.544	42.134	34.139	28.687	27.055	35 / 39
COMED	23.523	22.666	21.228	20.395	20.733	22.999	26.103	26.133	27.749	29.85	34.493	35.442	36.874	38.944	38.182	38.242	38.482	37.646	32.432	35.413	36.173	29.826	26.002	23.041	30 / 34
DOM	27.238	25.821	23.683	22.785	23.587	27.3	31.635	30.9	32.457	34.843	38.386	39.247	40.271	41.75	40.684	40.644	41.357	41.148	35.796	40.213	39.935	32.745	27.759	26.194	34 / 37
NEW JERSEY HUB	27.82	26.43	24.54	23.25	24.29	27.56	33.15	32.00	33.80	36.31	39.29	40.18	41.22	42.52	41.83	41.77	42.24	41.38	36.38	41.18	41.20	32.94	27.75	26.40	34 / 38
DA Forecast	67.2	63.5	61.2	60.0	60.4	63.7	70.7	75.2	78.6	81.7	84.8	87.1	88.9	90.4	91.1	91.2	91.0	90.2	88.1	87.3	87.8	84.3	77.9	71.2	79 / 86



Preliminary Real-Time Prices with Forecasted and Actual System Load

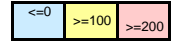
	HE1	HE2	HE3	HE4	HE5	HE6	HE7	HE8	HE9	HE10	HE11	HE12	HE13	HE14	HE15	HE16	HE17	HE18	HE19	HE20	HE21	HE22	HE23	HE24	avg all/peak
WESTERN HUB	25.67	24.83	23.11	23.55	23.67	27.94	41.52	36.53	33.19	35.68	40.59	107.32	60.34	33.56	31.83	36.49	36.75	33.53	38.71	43.59	44.24	29.60	26.82	26.27	37 / 42
BGE	27.109	26.408	24.441	24.751	25.004	29.777	43.787	37.019	36.544	41.32	46.905	139.51	73.342	38.438	39.286	63.896	57.292	40.253	41.358	49.04	52.811	31.386	28.347	27.598	44 / 51
COMED	23.905	22.152	21.163	22.012	21.62	24.346	37.176	27.723	28.847	27.172	29.856	65.75	45.223	29.566	29.662	32.371	31.087	25.012	27.926	28.944	32.823	28.067	25.254	24.509	30 / 32
DOM	26.268	25.868	23.828	24.006	24.292	29.031	41.783	33.164	34.128	37.371	45.035	139.66	67.845	35.786	33.878	40.938	41.413	36.849	37.523	43.963	48.57	30.383	27.606	26.891	40 / 46
NEW JERSEY HUB	26.61	25.62	23.84	24.30	24.45	28.74	43.44	38.72	35.53	38.77	43.35	113.92	64.93	34.57	29.46	24.77	30.25	35.53	40.68	46.34	47.30	30.96	27.93	27.28	38 / 43
Percent Forecast	0.88	0.81	0.76	0.78	0.70	1.09	2.16	2.19	0.50	-0.50	-1.39	-2.10	-2.75	-3.36	-3.82	-4.00	-4.51	-4.98	-4.39	-2.88	-3.16	-3.82	-4.09	-4.63	
RTLoad	67.763	64.034	61.718	60.508	60.826	64.378	72.223	76.9	78.97	81.284	83.668	85.328	86.548	87.444	87.769	87.672	87.057	85.922	84.402	84.898	85.119	81.154	74.824	68.042	



PJM Daily Report

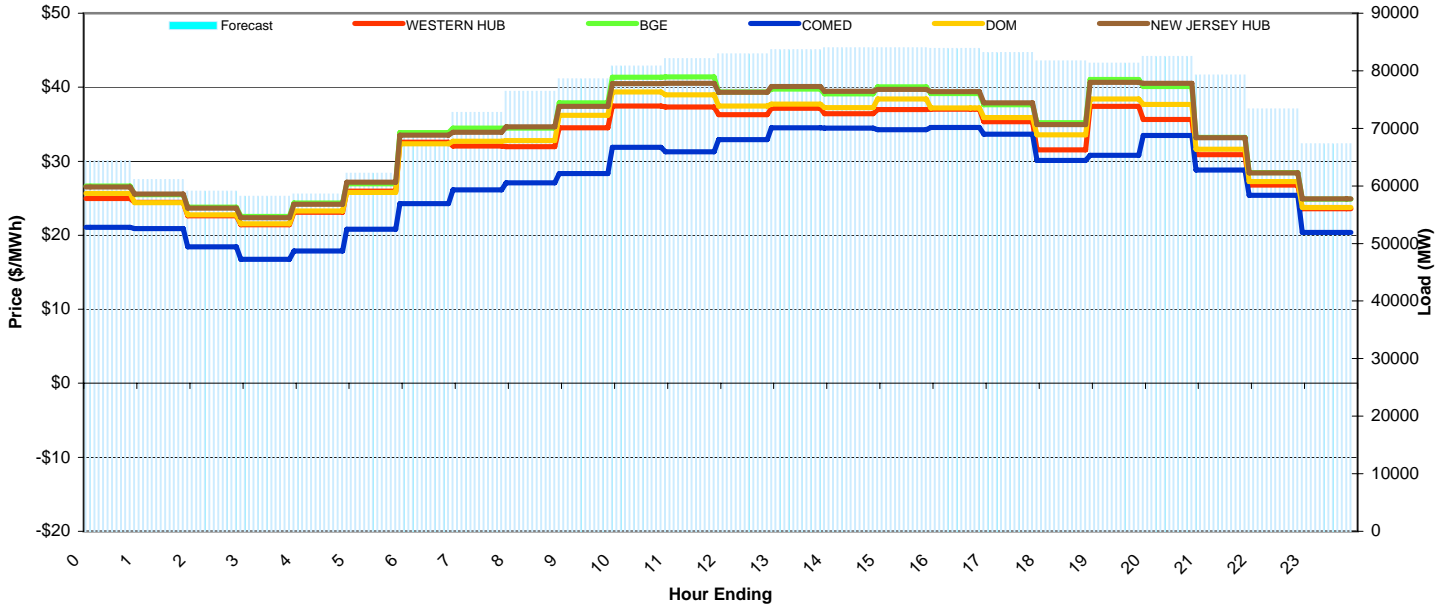
Thursday September 17, 2009

Price Color Codes:



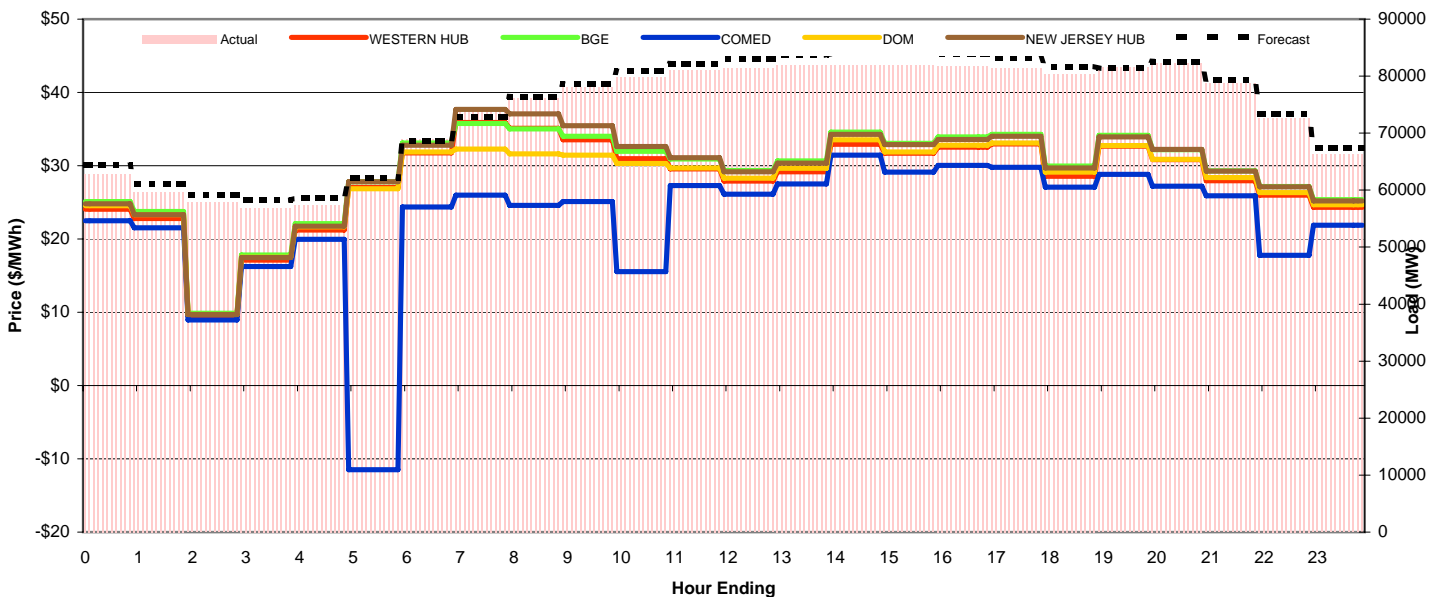
Day-Ahead Prices and Forecast Load

	HE1	HE2	HE3	HE4	HE5	HE6	HE7	HE8	HE9	HE10	HE11	HE12	HE13	HE14	HE15	HE16	HE17	HE18	HE19	HE20	HE21	HE22	HE23	HE24	avg all/peak
WESTERN HUB	24.97	24.44	22.62	21.40	23.12	25.94	32.55	32.05	31.97	34.53	37.44	37.32	36.27	37.16	36.43	37.00	37.04	35.36	31.55	37.41	35.66	30.89	26.78	23.58	31 / 35
BGE	26.656	25.485	23.817	22.543	24.355	26.972	33.882	34.482	34.48	37.898	41.374	41.376	39.367	39.737	39.093	40.055	39.152	37.645	35.234	41.059	40.099	33.223	28.488	24.86	34 / 38
COMED	21.057	20.897	18.444	16.738	17.872	20.822	24.292	26.126	27.086	28.325	31.902	31.289	32.901	34.542	34.467	34.249	34.586	33.635	30.108	30.81	33.465	28.799	25.388	20.401	27 / 31
DOM	25.649	24.385	22.772	21.545	23.279	25.801	32.339	32.708	32.792	36.205	39.381	38.957	37.449	37.709	37.25	38.402	37.215	35.914	33.562	38.399	37.675	31.614	27.275	23.746	32 / 36
NEW JERSEY HUB	26.51	25.59	23.66	22.39	24.19	27.17	33.54	33.89	34.64	37.43	40.48	40.52	39.31	40.11	39.45	39.71	39.42	37.91	34.97	40.66	40.52	33.16	28.43	24.91	34 / 38
DA Forecast	64.4	61.1	59.1	58.2	58.6	62.2	68.6	72.8	76.4	78.6	80.8	82.1	82.9	83.6	84.0	84.0	83.9	83.2	81.7	81.3	82.5	79.3	73.4	67.3	75 / 81



Preliminary Real-Time Prices with Forecasted and Actual System Load

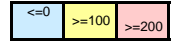
	HE1	HE2	HE3	HE4	HE5	HE6	HE7	HE8	HE9	HE10	HE11	HE12	HE13	HE14	HE15	HE16	HE17	HE18	HE19	HE20	HE21	HE22	HE23	HE24	avg all/peak
WESTERN HUB	24.06	22.78	9.48	17.11	21.22	27.05	31.75	35.89	35.09	33.56	30.97	29.55	27.91	29.17	32.94	31.69	32.54	32.96	28.57	32.68	30.85	27.95	25.99	24.31	28 / 31
BGE	25.107	23.767	9.882	17.803	22.092	27.819	33.112	35.786	35.013	34.029	31.986	30.927	29.338	30.658	34.565	33.056	33.917	34.29	29.954	34.159	32.177	29.308	27.152	25.371	29 / 32
COMED	22.495	21.522	8.9332	16.246	19.951	-11.48	24.347	25.973	24.591	25.106	15.542	27.273	26.135	27.52	31.429	29.144	30.057	29.802	27.09	28.827	27.2	25.891	17.787	21.89	23 / 26
DOM	24.528	23.337	9.7109	17.5	21.663	26.853	31.866	32.257	31.603	31.458	30.325	29.693	28.295	29.65	33.55	31.871	32.816	33.105	29.127	32.748	30.861	28.371	26.329	24.682	28 / 31
NEW JERSEY HUB	24.78	23.34	9.70	17.48	21.76	27.80	32.81	37.68	37.09	35.44	32.61	31.11	29.19	30.34	34.26	32.86	33.59	34.01	29.69	33.94	32.21	29.24	27.12	25.20	29 / 33
Percent Forecast	-2.50	-2.49	-2.18	-2.23	-2.04	-1.51	0.47	1.62	-0.36	-0.73	-1.28	-1.35	-1.89	-2.06	-2.49	-2.64	-2.54	-2.17	-1.71	0.24	-0.21	-0.70	-0.98	-1.56	
RTLload	62.799	59.607	57.812	56.952	57.433	61.259	68.95	73.988	76.164	78.029	79.82	81.025	81.377	81.953	81.957	81.839	81.795	81.412	80.342	81.545	82.353	78.707	72.676	66.275	



PJM Daily Report

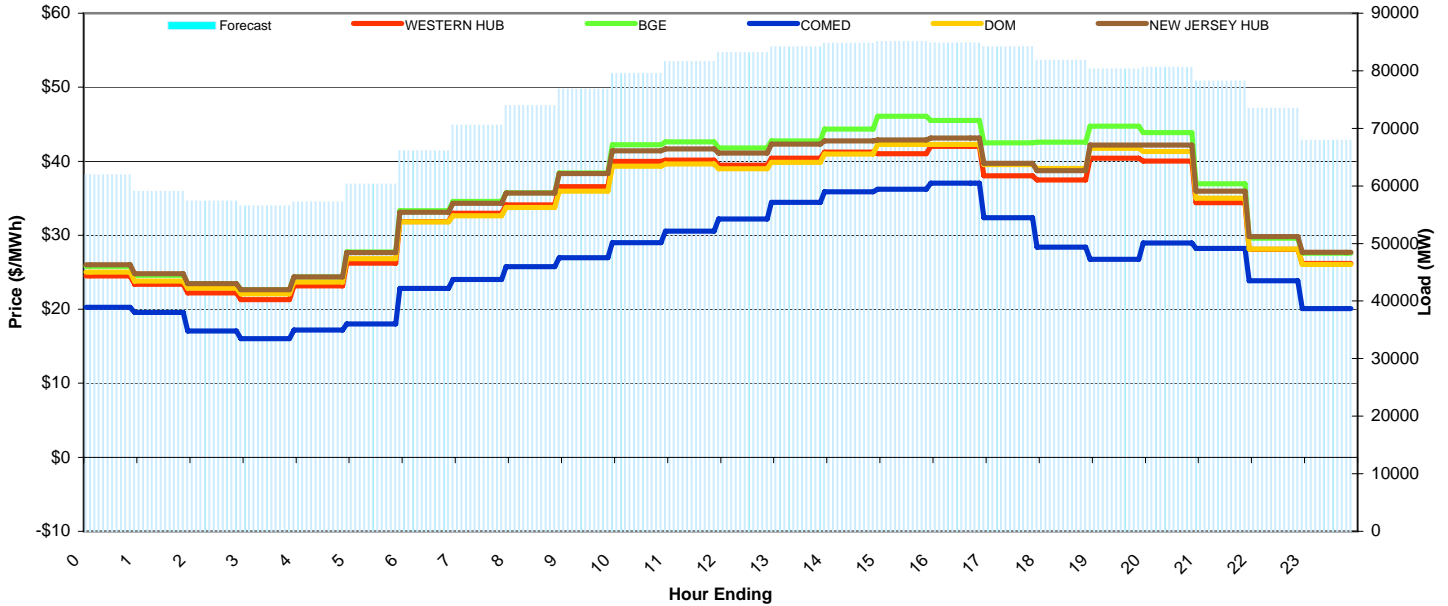
Friday September 18, 2009

Price Color Codes:



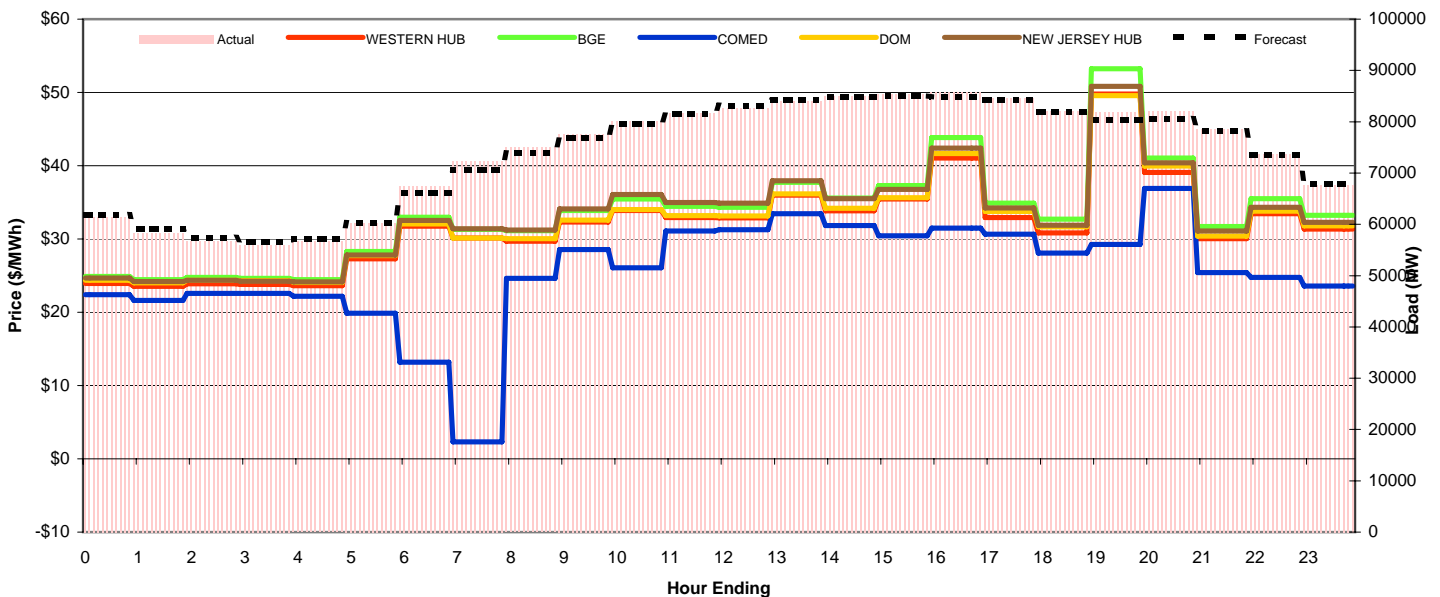
Day-Ahead Prices and Forecast Load

	HE1	HE2	HE3	HE4	HE5	HE6	HE7	HE8	HE9	HE10	HE11	HE12	HE13	HE14	HE15	HE16	HE17	HE18	HE19	HE20	HE21	HE22	HE23	HE24	avg all/peak
WESTERN HUB	24.51	23.37	22.20	21.29	23.15	26.24	31.85	33.00	34.11	36.58	40.00	40.16	39.47	40.43	41.22	41.00	42.00	38.05	37.47	40.43	40.02	34.40	28.08	26.20	34 / 38
BGE	25.805	24.588	23.478	22.624	24.377	27.747	33.303	34.585	35.75	38.436	42.229	42.606	41.797	42.732	44.341	46.08	45.52	42.51	42.56	44.72	43.886	36.972	29.603	27.552	36 / 41
COMED	20.284	19.561	17.076	16.024	17.193	17.997	22.81	24.036	25.755	26.979	28.995	30.565	32.194	34.45	35.865	36.232	37.042	32.372	28.413	26.749	28.952	28.233	23.854	20.093	26 / 30
DOM	25.03	23.807	22.856	22.076	23.67	26.838	31.828	32.611	33.76	35.957	39.32	39.641	38.987	39.855	40.985	42.256	42.278	39.553	39.041	41.751	41.319	35.017	28.126	26.064	34 / 38
NEW JERSEY HUB	26.00	24.83	23.47	22.65	24.36	27.66	33.09	34.31	35.70	38.33	41.39	41.68	41.11	42.33	42.73	42.90	43.14	39.74	38.72	42.19	42.18	35.98	29.84	27.70	35 / 40
DA Forecast	61.9	59.1	57.4	56.5	57.2	60.3	66.1	70.5	74.0	76.8	79.5	81.6	83.2	84.2	84.8	85.1	84.8	84.2	81.8	80.3	80.6	78.2	73.5	68.0	74 / 80



Preliminary Real-Time Prices with Forecasted and Actual System Load

	HE1	HE2	HE3	HE4	HE5	HE6	HE7	HE8	HE9	HE10	HE11	HE12	HE13	HE14	HE15	HE16	HE17	HE18	HE19	HE20	HE21	HE22	HE23	HE24	avg all/peak
WESTERN HUB	23.93	23.55	23.87	23.78	23.60	27.28	31.74	30.13	29.71	32.30	33.90	32.93	32.87	36.00	33.83	35.44	41.06	32.91	30.82	49.80	39.07	30.05	33.46	31.35	32 / 35
BGE	24.903	24.458	24.757	24.644	24.469	28.305	32.974	31.289	31.138	33.875	35.476	34.446	34.34	37.732	35.587	37.309	43.831	34.9	32.703	53.224	41.049	31.704	35.486	33.228	33 / 37
COMED	22.415	21.623	22.558	22.58	22.203	19.889	13.194	2.3152	24.628	28.571	26.069	31.097	31.278	33.449	31.816	30.45	31.491	30.643	28.073	29.251	36.878	25.408	24.77	23.601	26 / 28
DOM	24.363	24.017	24.379	24.313	24.065	27.742	32.04	30.139	30.032	32.59	34.023	33.188	33.129	36.174	34.21	35.652	41.654	33.757	31.643	49.574	39.959	30.383	33.802	31.771	32 / 35
NEW JERSEY HUB	24.67	24.18	24.38	24.23	24.15	27.80	32.53	31.39	31.24	34.10	36.09	34.99	34.91	37.93	35.51	36.78	42.42	34.22	31.87	50.84	40.38	31.07	34.31	32.27	33 / 36
Percent Forecast	-0.89	-1.11	-0.95	-0.91	-0.94	-0.23	2.09	2.49	1.37	1.15	0.88	0.21	-0.52	-0.13	0.21	0.43	1.14	0.51	0.38	1.92	1.81	0.59	0.23	-0.49	
RTLoad	61.361	58.414	56.834	56.015	56.662	60.171	67.512	72.34	74.98	77.696	80.244	81.799	82.741	84.064	84.944	85.434	85.792	84.612	82.145	81.9	82.088	78.695	73.673	67.627	



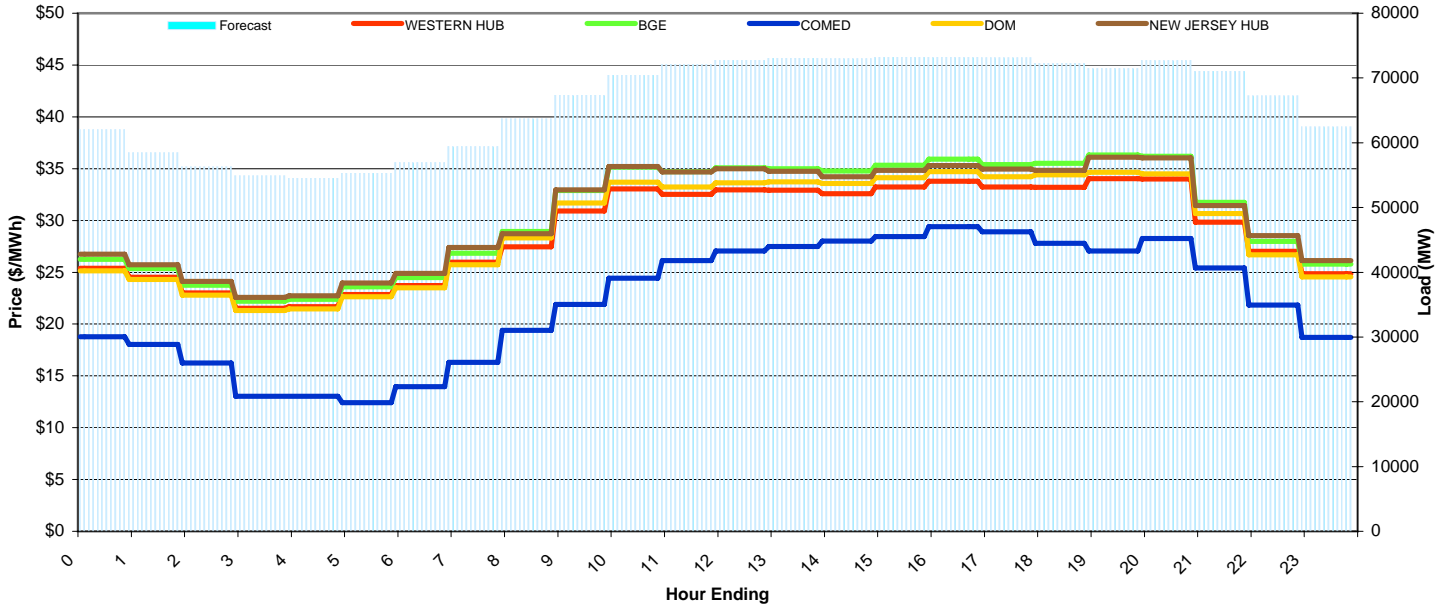
PJM Daily Report

Saturday September 19, 2009

Price Color Codes: ≤0 >=100 >=200

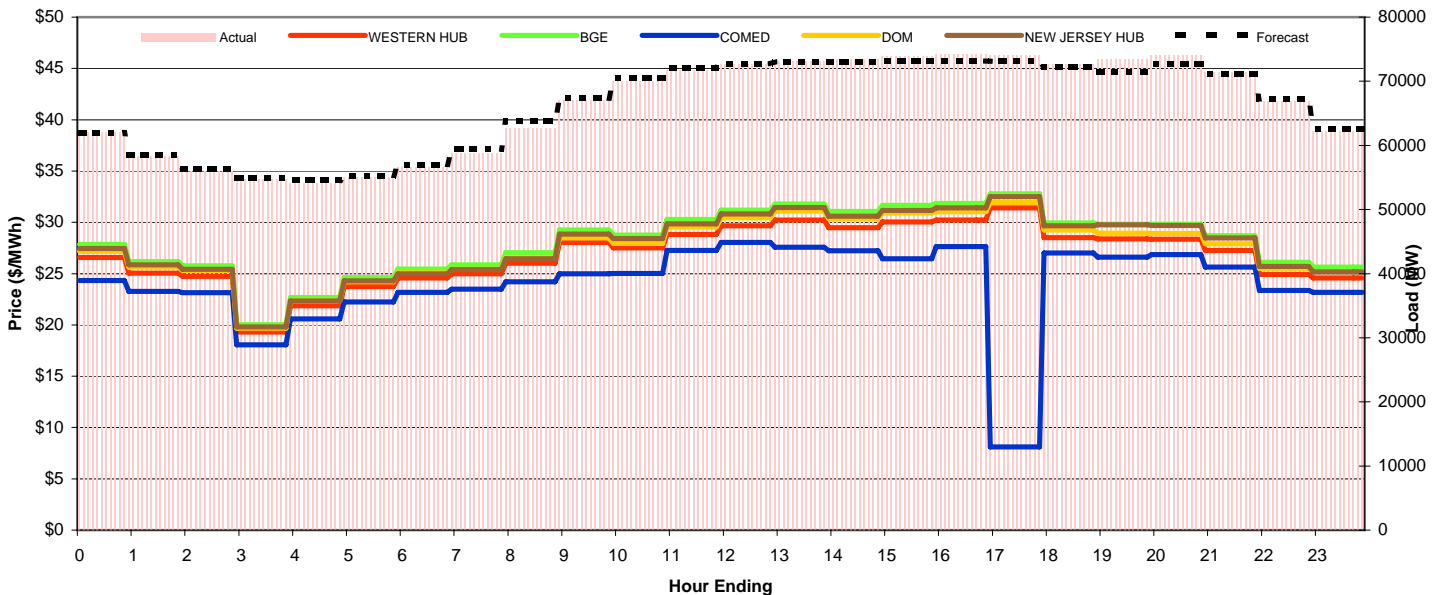
Day-Ahead Prices and Forecast Load

	HE1	HE2	HE3	HE4	HE5	HE6	HE7	HE8	HE9	HE10	HE11	HE12	HE13	HE14	HE15	HE16	HE17	HE18	HE19	HE20	HE21	HE22	HE23	HE24	avg all/peak
WESTERN HUB	25.39	24.53	23.00	21.51	21.67	22.85	23.73	25.98	27.47	30.92	33.04	32.52	32.95	32.91	32.59	33.22	33.79	33.23	33.19	34.04	34.00	29.82	27.03	24.86	29 / 32
BGE	26.239	25.352	23.759	22.22	22.378	23.595	24.484	26.828	28.929	32.894	35.131	34.704	35.072	34.996	34.766	35.315	35.918	35.381	35.524	36.328	36.204	31.736	27.987	25.777	30 / 34
COMED	18.789	18.029	16.252	13.029	13.028	12.428	13.957	16.297	19.405	21.901	24.439	26.118	27.043	27.49	28.005	28.457	29.411	28.898	27.808	27.064	28.273	25.41	21.82	18.73	22 / 25
DOM	25.147	24.302	22.779	21.316	21.467	22.642	23.487	25.726	28.305	31.675	33.682	33.24	33.646	33.737	33.568	34.139	34.711	34.206	34.397	34.636	34.498	30.669	26.676	24.538	29 / 32
NEW JERSEY HUB	26.73	25.74	24.12	22.56	22.72	23.95	24.90	27.40	28.71	32.95	35.21	34.69	34.99	34.73	34.21	34.84	35.31	34.95	34.82	36.11	36.05	31.44	28.53	26.14	30 / 33
DA Forecast	62.0	58.4	56.3	54.9	54.5	55.3	56.9	59.4	63.7	67.3	70.5	72.1	72.7	73.1	73.0	73.2	73.2	73.1	72.2	71.5	72.7	71.1	67.2	62.5	66 / 70



Preliminary Real-Time Prices with Forecasted and Actual System Load

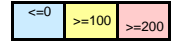
	HE1	HE2	HE3	HE4	HE5	HE6	HE7	HE8	HE9	HE10	HE11	HE12	HE13	HE14	HE15	HE16	HE17	HE18	HE19	HE20	HE21	HE22	HE23	HE24	avg all/peak
WESTERN HUB	26.56	25.05	24.74	19.30	21.88	23.75	24.57	24.97	26.02	28.04	27.50	28.83	29.67	30.24	29.48	30.05	30.23	31.41	28.51	28.38	28.34	27.25	24.93	24.57	27 / 28
BGE	27.857	26.161	25.749	20.031	22.665	24.596	25.453	25.849	27.046	29.265	28.76	30.293	31.193	31.796	31.065	31.655	31.833	32.777	29.955	29.833	29.821	28.697	26.119	25.653	28 / 30
COMED	24.338	23.284	23.153	18.069	20.588	22.247	23.163	23.491	24.209	24.987	25.015	27.271	28.051	27.583	27.225	26.448	27.634	8.1222	27	26.617	26.848	25.639	23.367	23.161	24 / 25
DOM	27.179	25.637	25.299	19.679	22.33	24.22	25.072	25.421	26.563	28.484	27.959	29.535	30.455	31.09	30.359	30.92	31.051	31.925	29.261	28.937	28.927	27.902	25.511	25.215	27 / 29
NEW JERSEY HUB	27.44	25.85	25.41	19.81	22.34	24.28	24.98	25.39	26.45	28.86	28.43	29.85	30.81	31.43	30.60	31.17	31.41	32.51	29.68	29.74	29.70	28.48	25.71	25.17	28 / 29
Percent Forecast	0.10	-0.31	-0.56	-0.53	-0.83	-0.64	-0.58	-1.16	-1.66	-0.51	-0.64	-0.54	-0.24	0.11	0.64	0.88	1.36	1.14	0.57	2.73	1.80	0.34	-0.44	-0.56	
RTLoad	62.064	58.256	55.964	54.632	54.09	54.959	56.573	58.692	62.676	66.981	70.009	71.697	72.557	73.137	73.476	73.884	74.196	73.964	72.662	73.471	74.034	71.296	66.946	62.124	



PJM Daily Report

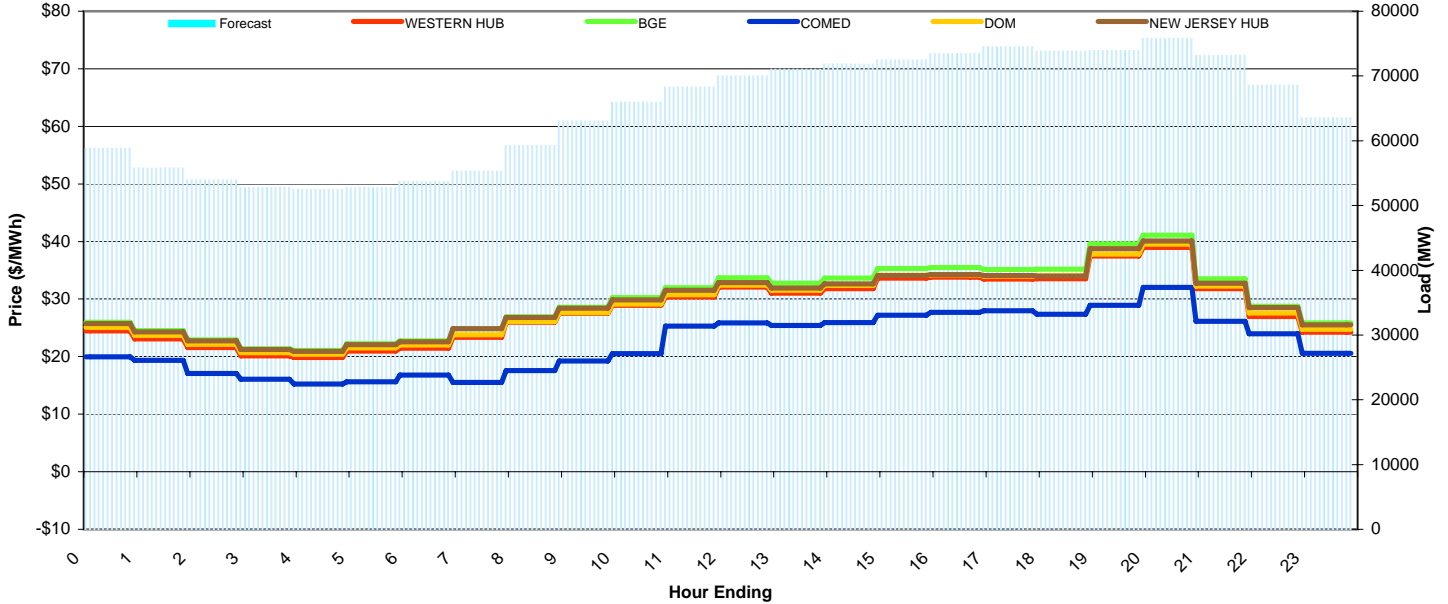
Sunday September 20, 2009

Price Color Codes:



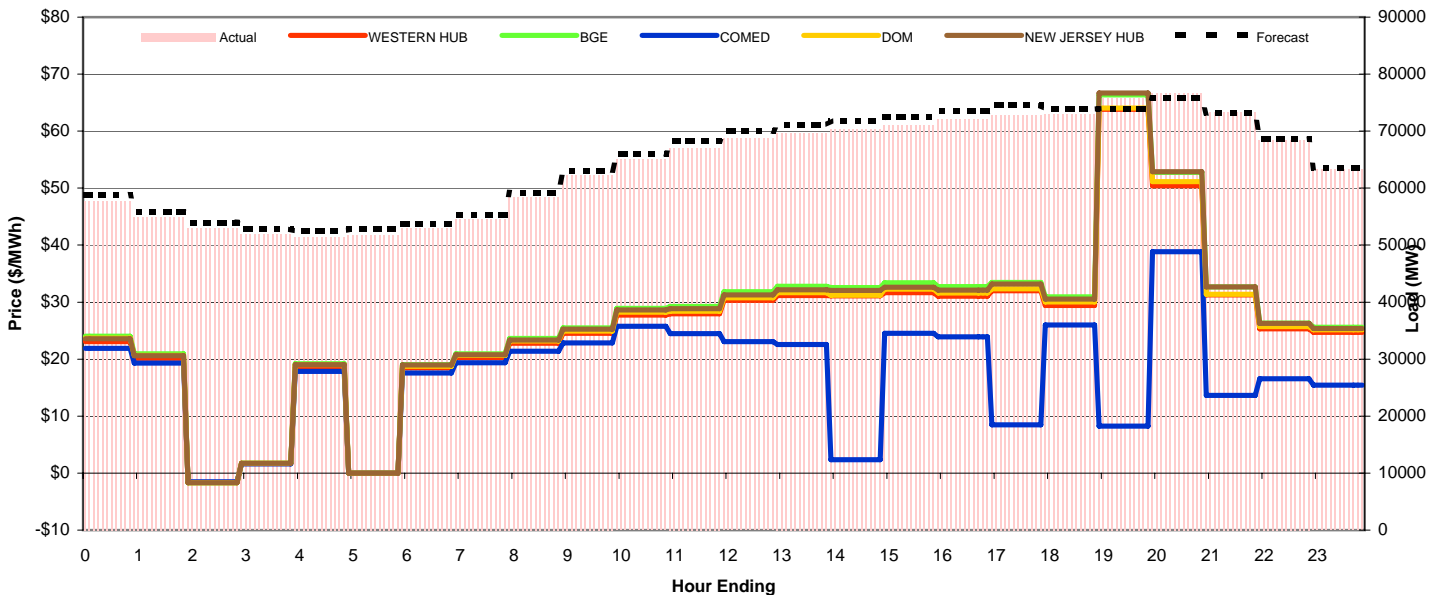
Day-Ahead Prices and Forecast Load

	HE1	HE2	HE3	HE4	HE5	HE6	HE7	HE8	HE9	HE10	HE11	HE12	HE13	HE14	HE15	HE16	HE17	HE18	HE19	HE20	HE21	HE22	HE23	HE24	avg all/peak
WESTERN HUB	24.44	23.08	21.58	20.15	19.86	20.98	21.46	23.33	25.97	27.51	28.91	30.36	32.09	31.00	31.83	33.62	33.79	33.50	33.54	37.48	38.98	31.82	26.98	24.22	28 / 31
BGE	25.956	24.496	22.918	21.37	21.06	22.268	22.762	24.881	26.919	28.604	30.27	31.995	33.714	32.753	33.641	35.305	35.474	35.135	35.192	39.587	41.094	33.52	28.735	25.835	30 / 33
COMED	19.966	19.371	17.1	16.057	15.234	15.604	16.774	15.503	17.579	19.225	20.496	25.272	25.843	25.404	25.905	27.167	27.697	27.969	27.339	28.925	32.045	26.11	23.986	20.56	22 / 25
DOM	25.066	23.703	22.128	20.683	20.385	21.513	22.03	23.776	26.093	27.659	29.122	30.756	32.402	31.552	32.382	34.111	34.208	33.972	34.096	37.833	39.536	32.264	27.588	24.752	29 / 32
NEW JERSEY HUB	25.74	24.32	22.73	21.22	20.91	22.09	22.60	24.84	26.80	28.43	29.87	31.50	32.88	31.89	32.64	34.06	34.23	34.08	33.98	38.74	40.08	32.72	28.50	25.51	29 / 32
DA Forecast	58.8	55.8	54.0	52.8	52.5	52.8	53.7	55.3	59.2	63.1	66.0	68.3	70.0	71.1	71.8	72.5	73.5	74.5	73.8	73.9	75.8	73.2	68.6	63.5	65 / 69



Preliminary Real-Time Prices with Forecasted and Actual System Load

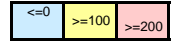
	HE1	HE2	HE3	HE4	HE5	HE6	HE7	HE8	HE9	HE10	HE11	HE12	HE13	HE14	HE15	HE16	HE17	HE18	HE19	HE20	HE21	HE22	HE23	HE24	avg all/peak
WESTERN HUB	23.06	20.14	-1.63	1.68	18.60	0.00	18.46	20.28	22.79	24.55	27.75	27.94	30.31	31.15	31.11	31.68	31.03	32.00	29.42	63.85	50.44	31.29	25.29	24.71	26 / 32
BGE	24.036	20.921	-1.689	1.7324	19.212	0	19.034	20.941	23.626	25.501	28.911	29.251	31.811	32.785	32.535	33.426	32.713	33.444	30.948	66.364	52.771	32.691	26.308	25.594	27 / 33
COMED	21.873	19.28	-1.547	1.6166	17.848	0	17.592	19.371	21.387	22.83	25.742	24.447	23.053	22.543	2.3513	24.522	23.897	8.4527	25.985	8.2629	38.84	13.66	16.535	15.407	17 / 20
DOM	23.693	20.667	-1.676	1.7166	19.02	0	18.763	20.669	23.208	24.94	28.234	28.417	30.75	31.636	31.232	32.273	31.612	32.305	30.034	64.079	51.124	31.393	25.73	25.133	26 / 32
NEW JERSEY HUB	23.57	20.58	-1.67	1.71	19.01	0.00	18.96	20.78	23.38	25.25	28.62	28.85	31.26	32.14	32.04	32.64	32.08	33.17	30.55	66.67	52.87	32.65	26.25	25.38	27 / 33
Percent Forecast	-1.84	-1.60	-1.97	-1.68	-2.10	-1.91	-1.27	-1.27	-1.40	-1.20	-1.44	-1.78	-1.89	-1.91	-2.03	-2.04	-1.91	-2.22	-1.15	2.55	1.17	0.30	-0.22	-0.42	
RTLoad	57.784	54.905	52.919	51.895	51.397	51.785	53.044	54.622	58.422	62.309	65.027	67.11	68.703	69.733	70.398	71.057	72.107	72.897	72.972	75.851	76.681	73.398	68.417	63.275	



PJM Daily Report

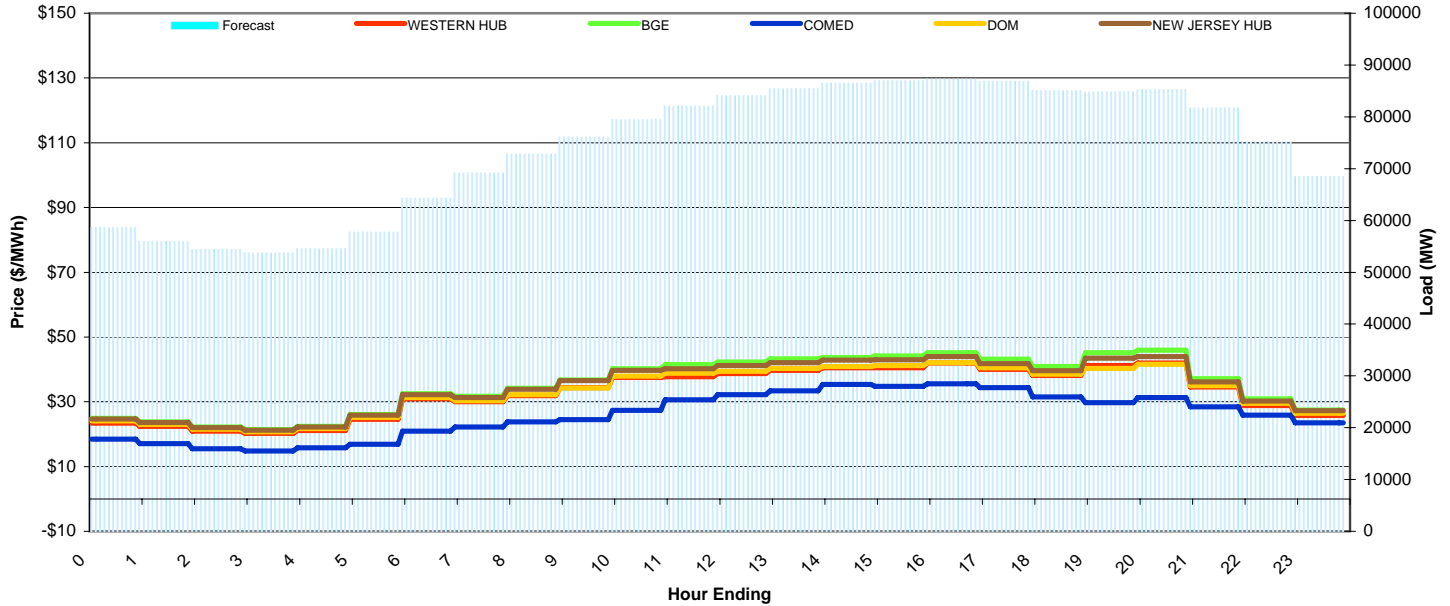
Monday September 21, 2009

Price Color Codes:



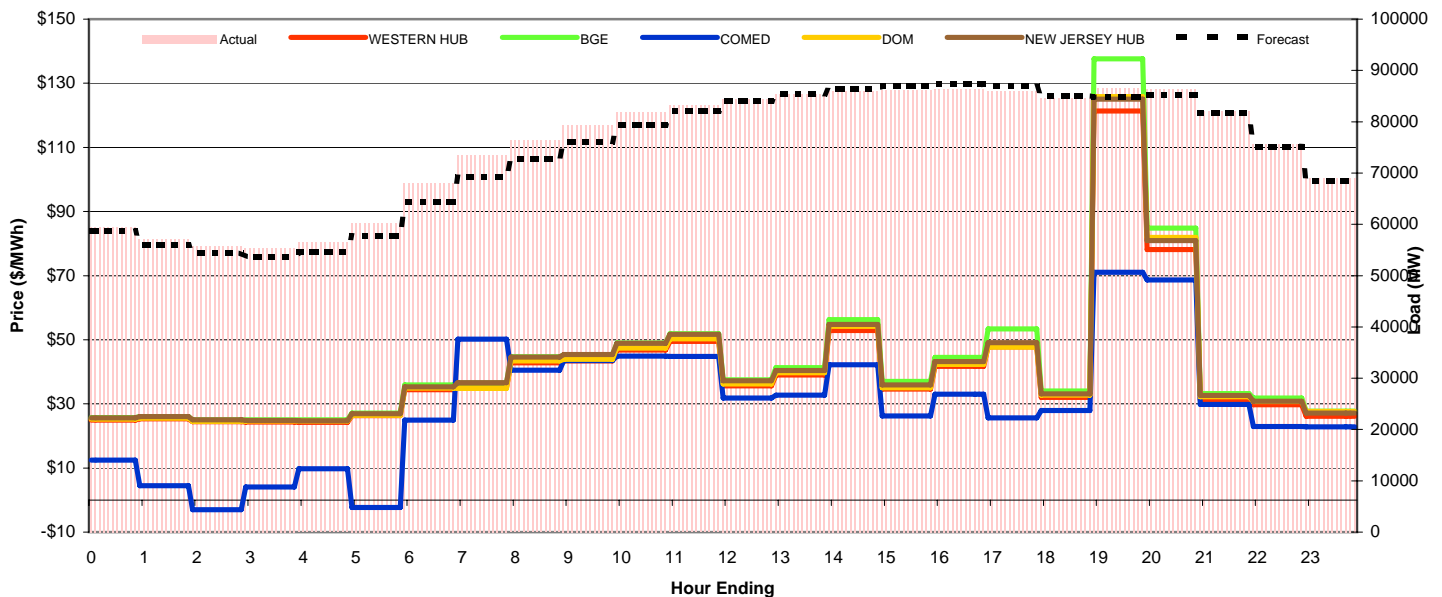
Day-Ahead Prices and Forecast Load

	HE1	HE2	HE3	HE4	HE5	HE6	HE7	HE8	HE9	HE10	HE11	HE12	HE13	HE14	HE15	HE16	HE17	HE18	HE19	HE20	HE21	HE22	HE23	HE24	avg all/peak
WESTERN HUB	23.43	22.43	20.95	20.21	21.13	24.57	30.96	30.00	31.93	34.39	37.55	37.73	38.74	39.68	40.50	40.55	41.98	40.04	38.16	41.16	41.98	34.57	28.88	25.79	33 / 37
BGE	24.852	23.845	22.214	21.426	22.402	26.044	32.507	31.744	34.154	36.731	40.23	41.495	42.237	43.257	43.666	44.108	45.141	43.2	40.924	45.171	45.886	37.187	30.871	27.48	35 / 40
COMED	18.45	17.056	15.546	14.769	15.795	16.858	20.925	22.254	23.818	24.474	27.337	30.614	32.245	33.363	35.36	34.739	35.588	34.341	31.539	29.743	31.317	28.418	25.872	23.519	26 / 30
DOM	24.049	22.976	21.494	20.742	21.686	25.217	31.293	30.369	32.174	34.276	37.924	38.848	39.401	40.26	40.92	41.23	42.072	40.499	38.479	40.337	41.615	34.96	29.542	26.443	33 / 38
NEW JERSEY HUB	24.68	23.62	22.05	21.28	22.25	25.86	32.20	31.28	33.89	36.57	39.73	40.21	41.16	42.12	42.89	42.92	43.95	41.82	39.60	43.47	43.94	36.15	30.23	27.21	35 / 39
DA Forecast	58.6	56.0	54.4	53.7	54.5	57.8	64.3	69.2	72.8	76.1	79.4	82.1	84.0	85.4	86.5	87.0	87.3	86.9	85.1	84.8	85.2	81.7	75.2	68.5	74 / 82



Preliminary Real-Time Prices with Forecasted and Actual System Load


	HE1	HE2	HE3	HE4	HE5	HE6	HE7	HE8	HE9	HE10	HE11	HE12	HE13	HE14	HE15	HE16	HE17	HE18	HE19	HE20	HE21	HE22	HE23	HE24	avg all/peak
WESTERN HUB	24.97	25.34	24.47	24.36	24.23	26.36	34.45	35.08	42.81	43.36	46.80	49.52	35.63	39.04	52.90	34.62	41.69	47.75	31.97	121.31	78.12	31.27	29.77	26.15	40 / 48
BGE	25.727	26.063	25.073	25.022	24.99	27.105	35.877	36.482	44.732	45.345	48.967	51.912	37.531	41.335	56.291	37.003	44.538	53.412	34.036	137.63	84.849	33.173	31.849	27.768	43 / 51
COMED	12.415	4.4811	-2.987	4.0588	9.715	-2.348	24.942	50.14	40.525	43.516	44.877	44.843	31.785	32.708	42.163	26.26	33.039	25.65	27.975	71.006	68.608	29.782	22.927	22.871	30 / 40
DOM	25.23	25.562	24.547	24.595	24.605	26.424	34.948	34.787	43.44	43.85	47.36	50.238	36.228	39.735	54.22	34.97	42.318	47.678	32.745	125.87	81.97	32.214	30.74	27.605	41 / 49
NEW JERSEY HUB	25.59	26.00	25.04	24.85	24.70	26.90	35.33	36.60	44.57	45.38	48.89	51.69	37.22	40.44	54.76	35.89	43.21	49.08	33.10	125.03	80.95	32.65	30.81	27.08	42 / 49
Percent Forecast	1.44	1.94	2.35	2.85	3.42	4.03	5.59	5.91	4.66	4.03	2.99	1.26	0.45	0.02	-0.47	-0.94	-0.98	-1.02	-0.54	2.02	1.27	0.51	0.77	0.83	
RTLoad	59.489	57.075	55.72	55.316	56.452	60.185	68.11	73.548	76.366	79.287	81.887	83.159	84.416	85.461	86.047	86.157	86.457	86.025	84.601	86.532	86.335	82.151	75.743	69.072	



PJM Daily Report

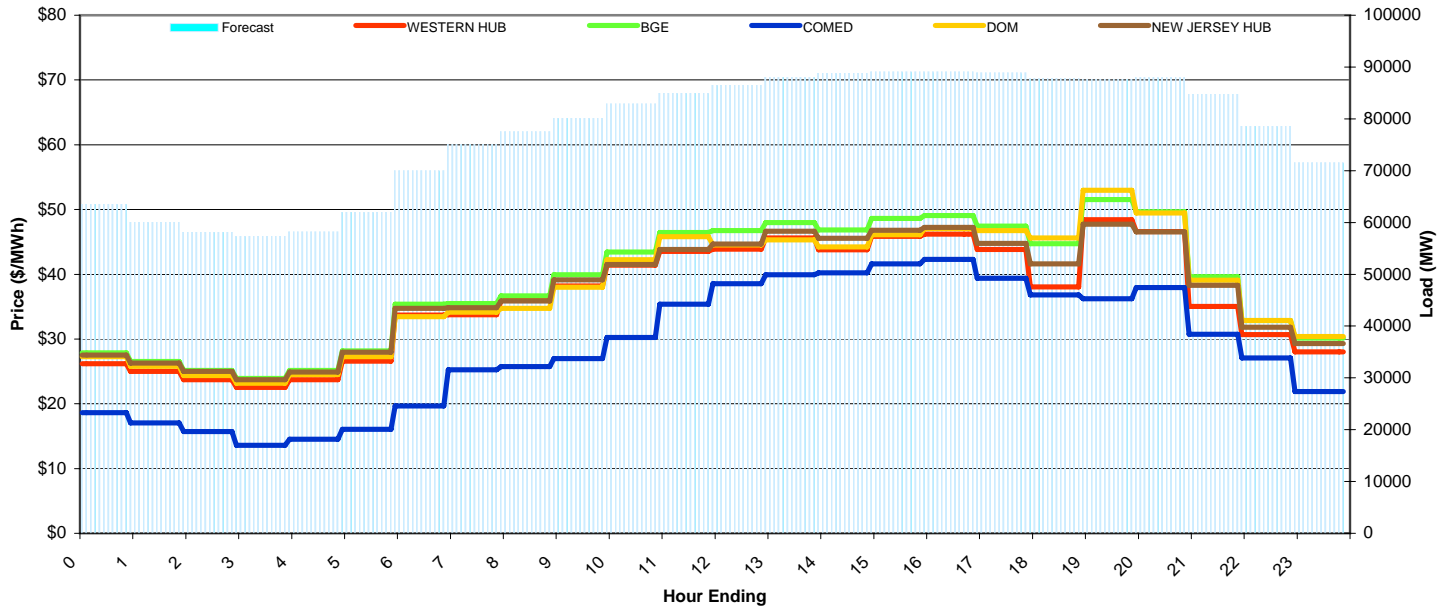
Tuesday September 22, 2009

Price Color Codes:



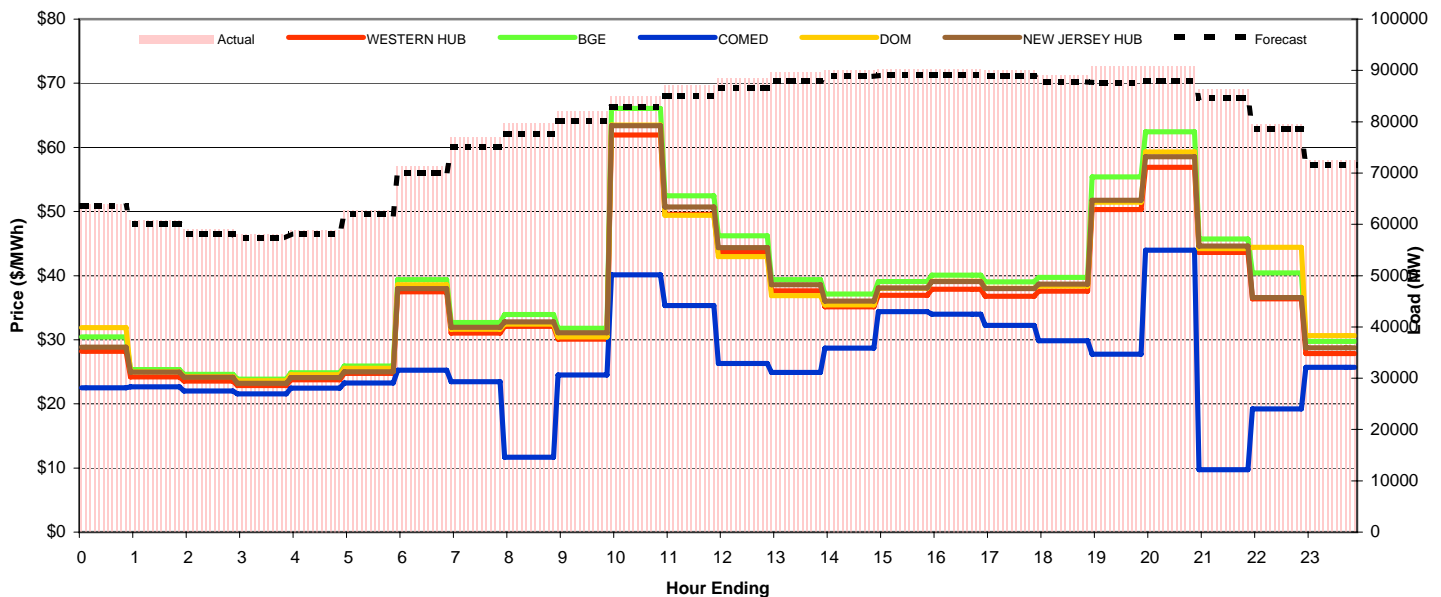
Day-Ahead Prices and Forecast Load

	HE1	HE2	HE3	HE4	HE5	HE6	HE7	HE8	HE9	HE10	HE11	HE12	HE13	HE14	HE15	HE16	HE17	HE18	HE19	HE20	HE21	HE22	HE23	HE24	avg all/peak
WESTERN HUB	26.21	25.01	23.74	22.55	23.71	26.59	33.71	33.77	35.99	38.21	41.38	43.52	43.88	45.62	43.79	45.85	46.18	43.84	38.06	48.45	46.58	35.03	30.70	28.02	36 / 41
BGE	27.873	26.533	25.151	23.9	25.159	28.176	35.355	35.47	36.683	39.936	43.456	46.432	46.761	47.97	46.827	48.627	49.071	47.426	44.742	51.559	49.664	39.614	32.844	30.148	39 / 44
COMED	18.65	17.031	15.702	13.606	14.533	16.04	19.671	25.225	25.737	26.979	30.217	35.39	38.566	39.935	40.227	41.623	42.288	39.398	36.796	36.229	37.957	30.754	27.071	21.88	29 / 35
DOM	27.289	25.787	24.349	23.188	24.497	27.262	33.466	34.16	34.714	38.012	42.237	45.794	44.529	45.3	44.209	46.111	47.039	46.751	45.609	52.961	49.449	39.105	32.864	30.408	38 / 43
NEW JERSEY HUB	27.54	26.30	24.98	23.72	24.92	27.97	34.75	34.82	35.89	39.16	41.49	43.82	44.67	46.67	45.58	46.78	47.23	44.75	41.61	47.72	46.52	38.28	31.84	29.30	37 / 42
DA Forecast	63.5	60.0	58.2	57.4	58.2	62.0	70.0	75.1	77.5	80.1	82.9	84.9	86.5	88.0	88.8	89.1	89.1	88.9	87.8	87.6	88.0	84.7	78.6	71.5	77 / 85



Preliminary Real-Time Prices with Forecasted and Actual System Load

	HE1	HE2	HE3	HE4	HE5	HE6	HE7	HE8	HE9	HE10	HE11	HE12	HE13	HE14	HE15	HE16	HE17	HE18	HE19	HE20	HE21	HE22	HE23	HE24	avg all/peak
WESTERN HUB	28.21	24.21	23.54	22.83	23.76	24.74	37.49	31.05	32.11	30.08	61.94	49.58	43.62	37.62	35.12	36.95	37.86	36.80	37.57	50.31	56.90	43.60	36.36	27.87	36 / 41
BGE	30.461	25.351	24.591	23.872	24.839	25.92	39.397	32.685	33.946	31.766	66.076	52.434	46.189	39.377	37.117	39.085	40.058	39.007	39.704	55.391	62.414	45.695	40.405	29.747	39 / 44
COMED	22.505	22.64	22.021	21.578	22.479	23.242	25.229	23.438	11.695	24.487	40.146	35.335	26.321	24.891	28.684	34.377	33.964	32.237	29.862	27.748	43.953	9.746	19.205	25.702	26 / 28
DOM	31.886	24.998	24.25	23.627	24.553	25.559	38.569	31.652	32.449	30.446	63.503	49.427	42.981	36.883	35.457	38.032	39.132	38.029	38.403	51.434	59.3	44.206	44.412	30.638	37 / 42
NEW JERSEY HUB	28.84	24.94	24.16	23.20	24.11	24.99	38.00	31.92	32.80	31.08	63.38	50.71	44.34	38.58	36.05	38.09	39.07	37.99	38.68	51.75	58.54	44.62	36.57	28.73	37 / 42
Percent Forecast	0.77	1.27	1.36	1.25	1.22	1.22	1.75	2.36	2.55	2.30	2.40	2.39	2.19	1.80	1.39	1.25	1.35	1.16	1.33	3.43	3.16	1.73	1.13	1.35	
RTLoad	63.967	60.78	58.956	58.099	58.871	62.742	71.237	76.896	79.571	82.03	84.913	87.03	88.445	89.602	90.089	90.177	90.298	89.956	88.98	90.758	90.857	86.224	79.467	72.483	



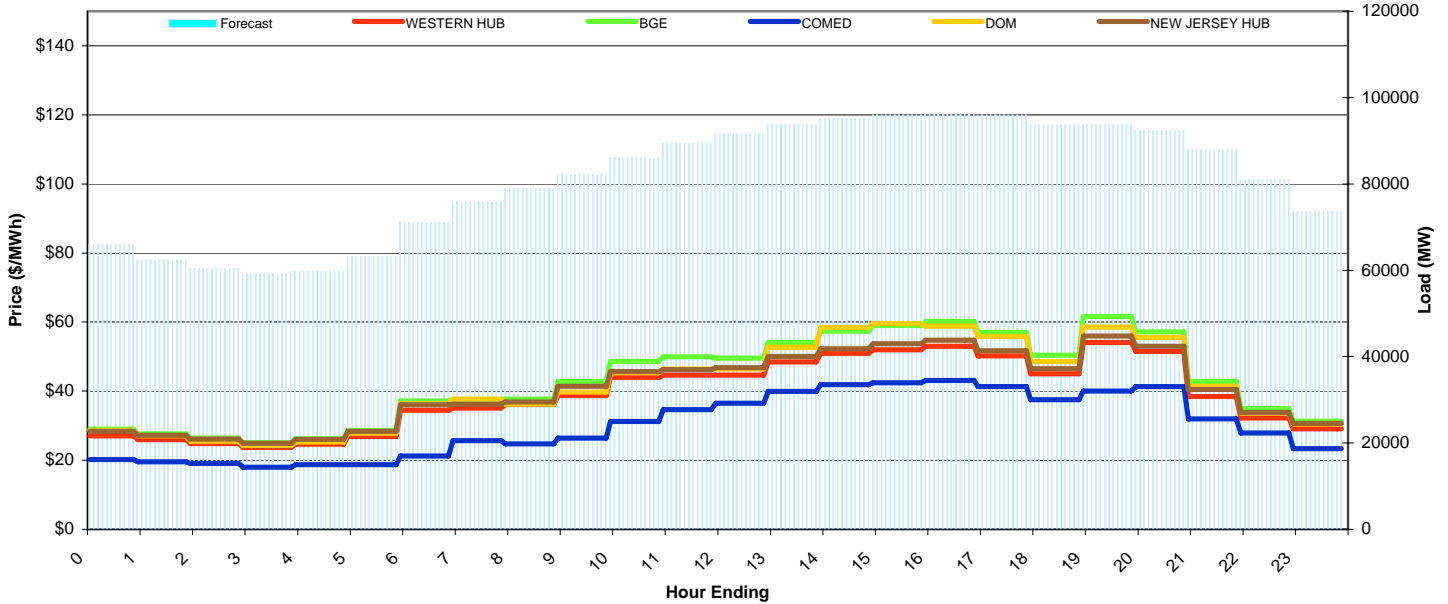
PJM Daily Report

Wednesday September 23, 2009

Price Color Codes: ≤0 ≥100 ≥200

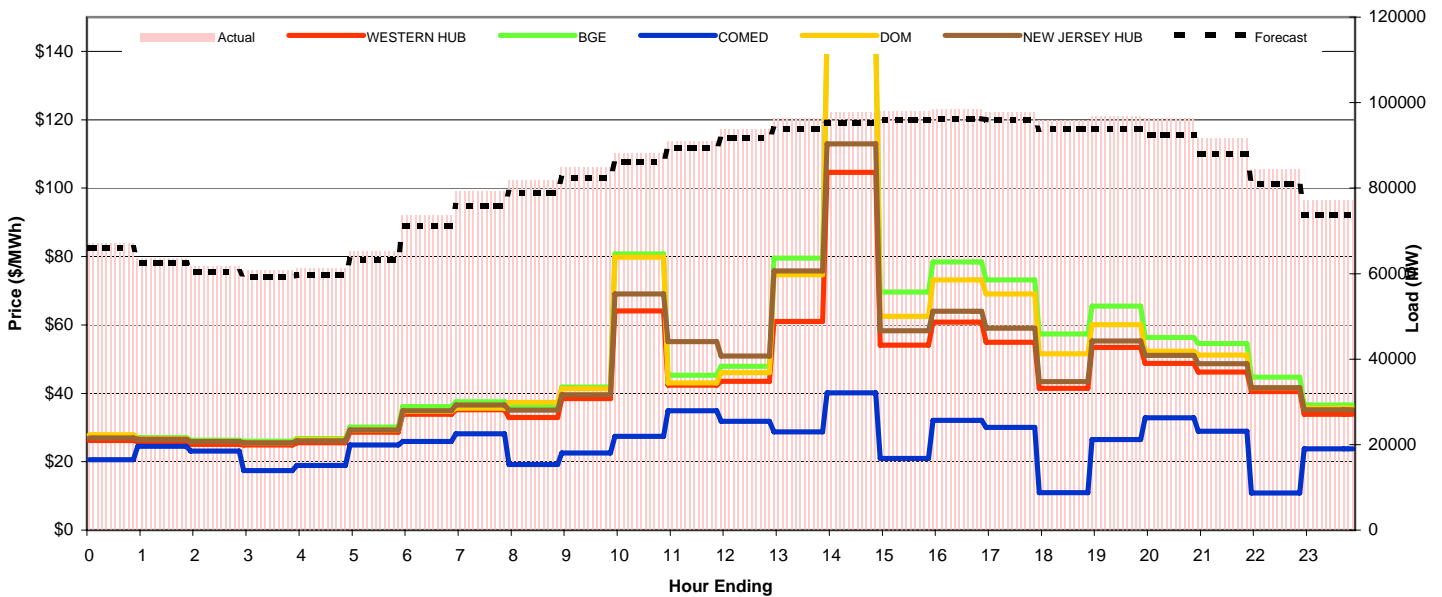
Day-Ahead Prices and Forecast Load

	HE1	HE2	HE3	HE4	HE5	HE6	HE7	HE8	HE9	HE10	HE11	HE12	HE13	HE14	HE15	HE16	HE17	HE18	HE19	HE20	HE21	HE22	HE23	HE24	avg all/peak
WESTERN HUB	27.03	25.95	24.84	23.68	24.68	26.91	34.42	35.13	36.10	38.76	44.02	44.62	44.63	48.42	51.00	51.98	53.00	50.21	45.06	54.15	51.50	38.41	32.22	29.12	39 / 45
BGE	28.97	27.651	26.363	25.128	26.204	28.637	37.172	37.508	37.754	42.769	48.612	49.92	49.572	54.133	57.373	58.978	60.224	56.99	50.375	61.647	57.2	42.799	34.894	31.348	43 / 50
COMED	20.223	19.505	19.07	17.952	18.758	18.674	21.256	25.706	24.716	26.374	31.261	34.623	36.534	39.961	41.882	42.465	43.061	41.304	37.552	40.021	41.339	31.998	27.875	23.35	30 / 35
DOM	28.585	27.027	25.488	24.293	25.322	27.78	36.452	37.715	36.23	39.717	45.286	46.454	46.38	52.7	58.492	59.588	58.878	55.798	48.579	58.529	55.613	41.377	33.602	30.497	42 / 48
NEW JERSEY HUB	28.35	27.27	26.16	24.94	26.00	28.31	36.04	36.23	36.90	41.46	45.68	46.24	46.78	50.07	52.24	53.73	54.76	51.72	46.50	55.93	53.02	40.49	33.84	30.63	41 / 47
DA Forecast	66.0	62.4	60.3	59.2	59.6	63.2	71.1	75.9	79.0	82.3	86.1	89.4	91.7	93.8	95.3	96.0	96.2	96.0	93.7	93.7	92.4	87.9	81.0	73.7	81 / 89



Preliminary Real-Time Prices with Forecasted and Actual System Load

	HE1	HE2	HE3	HE4	HE5	HE6	HE7	HE8	HE9	HE10	HE11	HE12	HE13	HE14	HE15	HE16	HE17	HE18	HE19	HE20	HE21	HE22	HE23	HE24	avg all/peak
WESTERN HUB	26.21	25.80	25.11	24.90	25.51	28.61	33.89	35.18	32.97	38.42	64.12	42.42	43.47	60.98	104.62	54.13	60.81	54.89	41.41	53.48	48.79	46.26	40.53	33.90	44 / 51
BGE	27.713	27.075	26.306	26.004	26.756	30.126	36.092	37.482	36.541	41.793	80.763	45.271	47.864	79.584	144.15	69.641	78.419	73.189	57.315	65.486	56.297	54.55	44.732	36.568	52 / 63
COMED	20.609	24.485	23.09	17.379	18.91	24.856	25.953	28.178	19.209	22.532	27.405	34.864	31.853	28.765	40.138	20.994	32.106	30.025	10.954	26.508	32.815	28.886	10.867	23.808	25 / 27
DOM	27.888	26.76	25.948	25.535	26.435	29.276	34.703	35.682	37.377	41.399	79.795	43.031	46	74.706	147.35	62.495	73.157	69.081	51.544	60.057	52.338	51.231	41.619	35.678	50 / 60
NEW JERSEY HUB	26.91	26.59	25.90	25.54	26.11	29.27	34.95	36.55	35.11	39.57	69.05	55.10	50.93	75.79	112.93	58.30	63.98	59.08	43.41	55.32	51.11	48.70	41.63	35.14	47 / 56
Percent Forecast	1.49	1.72	2.25	2.43	2.72	2.98	3.37	4.11	3.43	2.93	2.35	1.70	2.15	2.72	2.50	2.13	2.21	1.65	2.17	3.22	4.06	3.98	4.10	4.46	
RTLload	67.027	63.5	61.733	60.694	61.317	65.13	73.602	79.125	81.81	84.786	88.142	90.992	93.716	96.376	97.707	98.076	98.42	97.602	95.79	96.865	96.264	91.991	84.443	77.109	



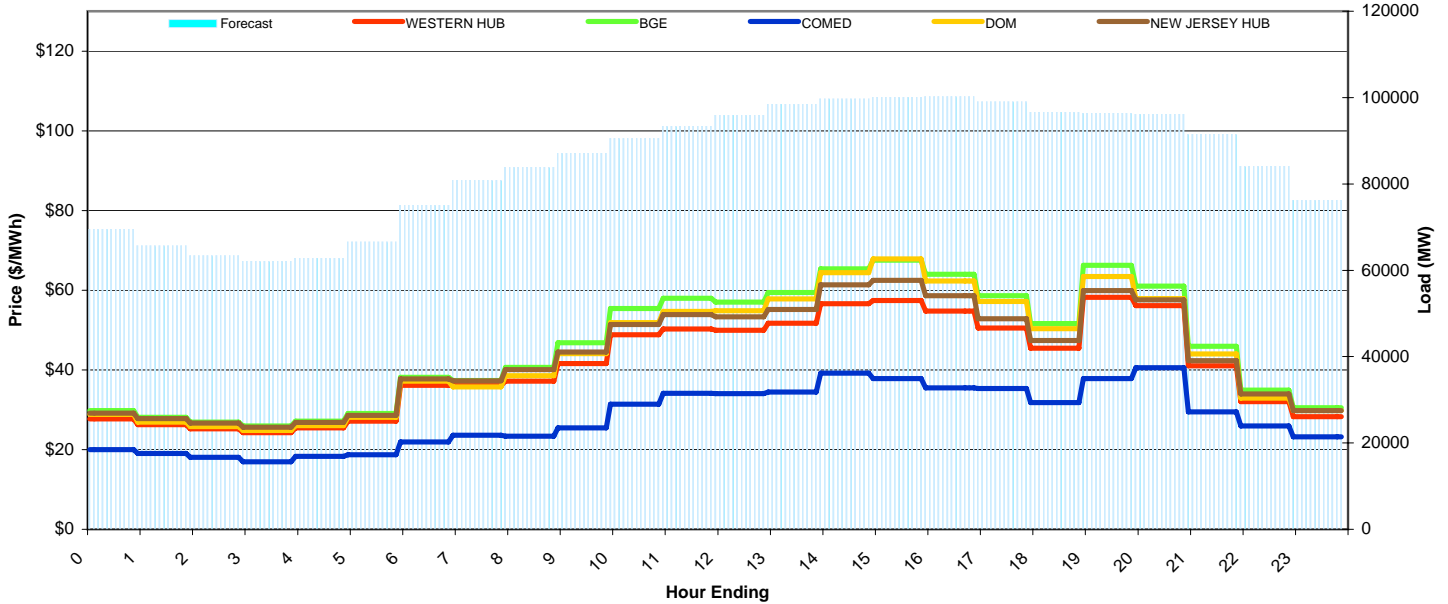
PJM Daily Report

Thursday September 24, 2009

Price Color Codes: <=0 >=100 >=200

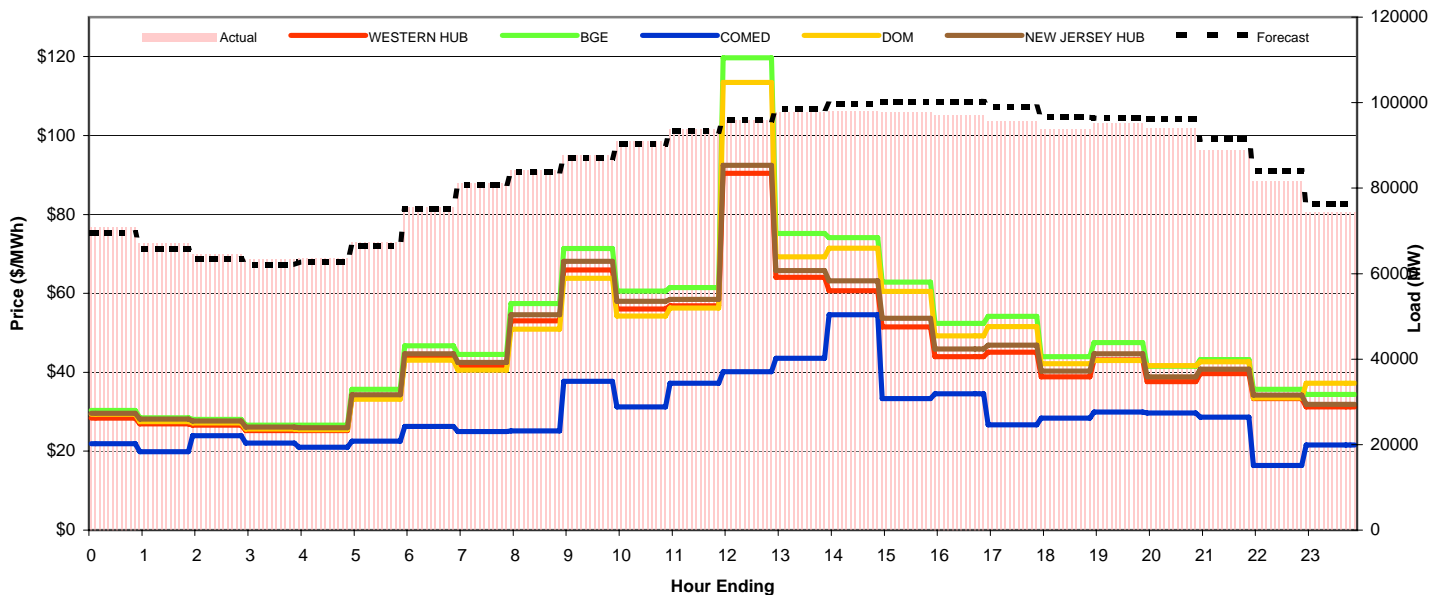
Day-Ahead Prices and Forecast Load

	HE1	HE2	HE3	HE4	HE5	HE6	HE7	HE8	HE9	HE10	HE11	HE12	HE13	HE14	HE15	HE16	HE17	HE18	HE19	HE20	HE21	HE22	HE23	HE24	avg all/peak
WESTERN HUB	27.67	26.27	25.17	24.28	25.43	27.11	36.12	36.09	37.20	41.63	48.81	50.26	49.93	51.68	56.59	57.43	54.77	50.51	45.45	58.20	56.10	41.04	32.00	28.23	41 / 48
BGE	29.753	28.079	26.88	25.94	27.134	29.046	38.15	37.316	40.652	46.783	55.377	58.004	57.05	59.42	65.345	67.559	63.97	58.58	51.591	66.265	61	45.92	34.963	30.528	46 / 54
COMED	19.979	18.997	18.086	16.945	18.274	18.707	21.936	23.593	23.37	25.442	31.422	34.151	34.076	34.458	39.194	37.792	35.459	35.345	31.832	37.813	40.515	29.485	25.912	23.2	28 / 32
DOM	28.828	26.897	25.754	24.826	26.017	28.101	37.18	35.706	38.526	44.062	51.887	54.712	54.87	57.784	64.376	67.856	62.334	57.193	50.379	63.409	57.854	43.989	32.958	29.767	44 / 52
NEW JERSEY HUB	29.13	27.78	26.63	25.63	26.82	28.62	37.72	37.27	40.04	44.52	51.42	53.89	53.32	55.18	61.37	62.48	58.60	52.83	47.36	59.91	57.55	42.28	33.94	29.75	44 / 51
DA Forecast	69.5	65.6	63.4	62.1	62.7	66.5	75.1	80.8	83.9	87.1	90.5	93.3	95.9	98.5	99.7	100.1	100.2	99.0	96.6	96.3	96.1	91.5	84.1	76.3	85 / 93



Preliminary Real-Time Prices with Forecasted and Actual System Load

	HE1	HE2	HE3	HE4	HE5	HE6	HE7	HE8	HE9	HE10	HE11	HE12	HE13	HE14	HE15	HE16	HE17	HE18	HE19	HE20	HE21	HE22	HE23	HE24	avg all/peak
WESTERN HUB	28.36	26.93	26.61	25.24	25.21	33.72	43.58	41.36	53.06	65.97	56.04	56.82	90.43	64.06	60.64	51.46	43.94	45.11	38.84	43.16	37.59	39.66	33.35	31.20	44 / 51
BGE	30.346	28.472	28.025	26.561	26.611	35.688	46.745	44.51	57.43	71.403	60.616	61.443	119.68	75.172	74.093	62.836	62.418	54.147	43.994	47.515	41.513	43.264	35.644	34.419	50 / 59
COMED	21.889	19.908	23.929	22.085	20.974	22.572	26.279	24.951	25.148	37.713	31.223	37.259	40.133	43.585	54.558	33.367	34.564	26.714	28.407	29.931	29.681	28.659	16.414	21.588	29 / 33
DOM	29.339	27.486	27.208	25.629	25.441	33.199	43.055	40.565	50.915	63.824	54.276	56.303	113.45	69.242	71.486	60.489	49.209	51.607	42.131	42.998	41.659	42.635	33.523	37.222	47 / 55
NEW JERSEY HUB	29.58	28.13	27.65	26.14	25.99	34.28	44.70	42.47	54.62	68.16	58.00	58.45	92.43	65.75	63.15	53.65	45.87	46.85	40.31	44.69	38.82	40.76	34.20	31.87	46 / 53
Percent Forecast	1.95	2.11	1.80	1.95	1.44	1.19	0.58	0.25	0.26	0.56	0.53	0.40	-0.22	-0.78	-1.68	-2.58	-3.18	-3.59	-3.10	-1.29	-2.20	-2.96	-3.02	-2.65	
RTLload	70.874	67.048	64.528	63.299	63.657	67.339	75.545	80.983	84.086	87.634	90.946	93.714	95.728	97.694	98.017	97.608	97.095	95.599	93.721	95.109	94.058	88.836	81.606	74.31	



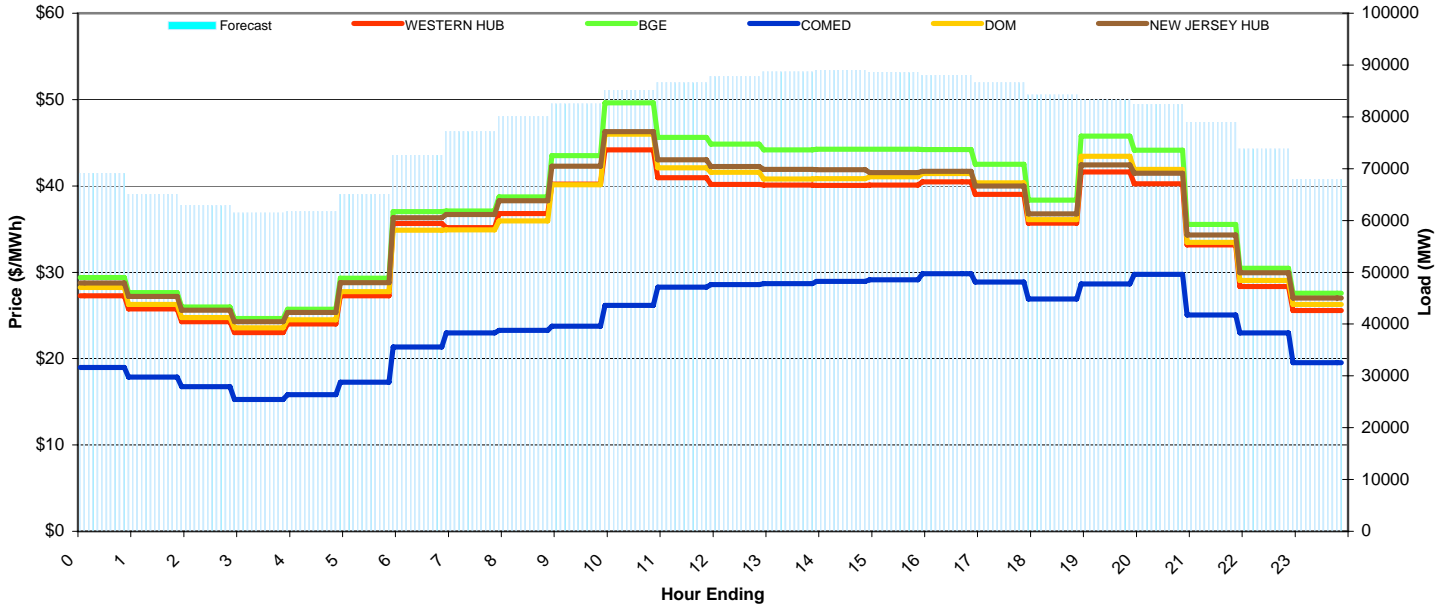
PJM Daily Report

Friday September 25, 2009

Price Color Codes: <=0 >=100 >=200

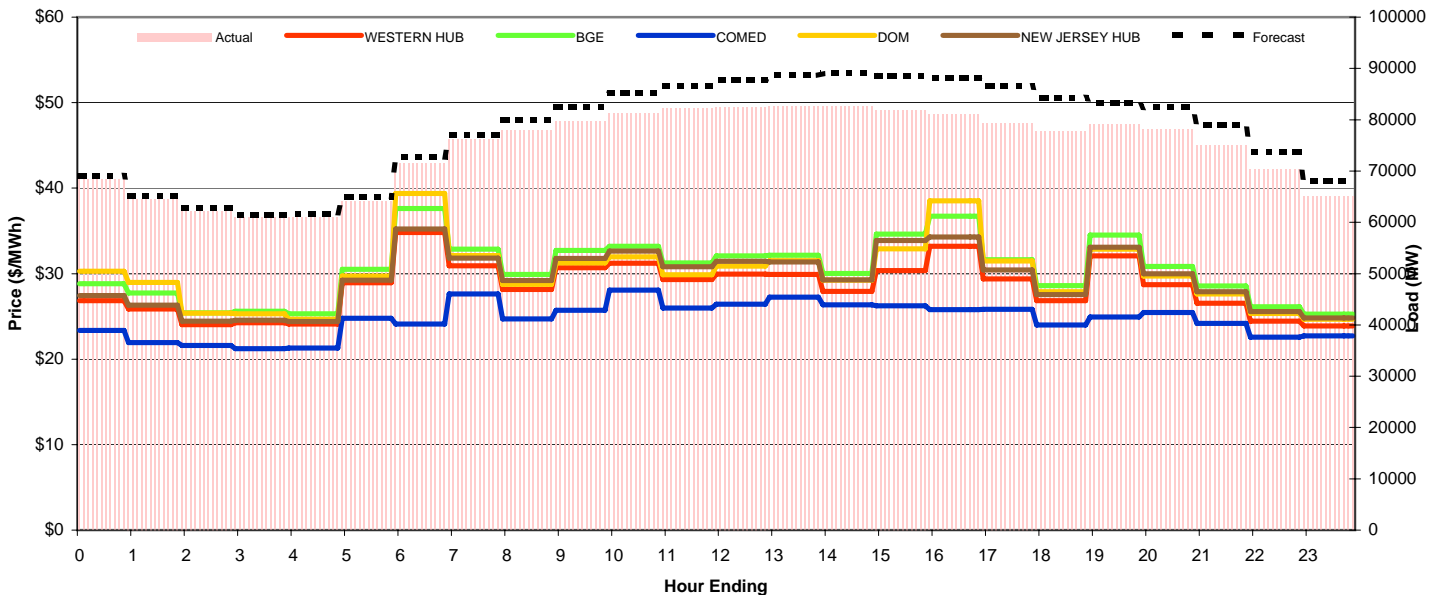
Day-Ahead Prices and Forecast Load

	HE1	HE2	HE3	HE4	HE5	HE6	HE7	HE8	HE9	HE10	HE11	HE12	HE13	HE14	HE15	HE16	HE17	HE18	HE19	HE20	HE21	HE22	HE23	HE24	avg all/peak
WESTERN HUB	27.29	25.77	24.26	23.00	24.01	27.28	35.67	35.16	36.79	40.19	44.18	40.95	40.17	40.09	40.05	40.09	40.47	39.04	35.68	41.62	40.26	33.17	28.35	25.56	35 / 39
BGE	29.375	27.643	25.994	24.657	25.727	29.299	37.007	37.112	38.74	43.507	49.631	45.606	44.854	44.166	44.249	44.237	44.202	42.522	38.374	45.787	44.135	35.526	30.473	27.564	38 / 42
COMED	18.991	17.873	16.753	15.254	15.828	17.272	21.333	22.968	23.285	23.747	26.162	28.287	28.569	28.67	28.926	29.138	29.837	28.877	26.909	28.655	29.756	25.059	22.976	19.521	24 / 27
DOM	28.238	26.273	24.761	23.552	24.484	27.766	34.883	34.895	35.961	40.147	46.003	42.09	41.586	40.81	40.849	41.073	41.44	40.363	36.108	43.452	41.916	33.458	29.047	26.264	35 / 39
NEW JERSEY HUB	28.76	27.21	25.60	24.26	25.34	28.80	36.32	36.68	38.30	42.30	46.28	43.03	42.26	41.90	41.89	41.55	41.70	39.98	36.77	42.42	41.45	34.31	29.93	27.03	36 / 40
DA Forecast	69.1	65.1	62.8	61.5	61.7	65.0	72.7	77.1	80.1	82.5	85.2	86.6	87.8	88.7	89.0	88.6	88.1	86.6	84.3	83.3	82.4	79.0	73.8	68.0	78 / 84



Preliminary Real-Time Prices with Forecasted and Actual System Load

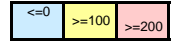
	HE1	HE2	HE3	HE4	HE5	HE6	HE7	HE8	HE9	HE10	HE11	HE12	HE13	HE14	HE15	HE16	HE17	HE18	HE19	HE20	HE21	HE22	HE23	HE24	avg all/peak
WESTERN HUB	26.84	25.85	24.03	24.26	24.10	28.93	34.82	30.91	28.15	30.70	31.22	29.30	29.95	29.90	27.92	30.34	33.21	29.36	26.83	32.07	28.70	26.53	24.44	23.88	28 / 29
BGE	28.809	27.727	25.416	25.597	25.29	30.493	37.606	32.853	29.899	32.713	33.207	31.237	32.063	32.137	30.015	34.64	36.705	31.611	28.606	34.495	30.842	28.568	26.132	25.283	30 / 32
COMED	23.341	21.943	21.611	21.215	21.281	24.773	24.105	27.634	24.7	25.71	28.062	25.96	26.439	27.244	26.345	26.229	25.796	25.843	23.989	24.912	25.456	24.163	22.581	22.737	25 / 26
DOM	30.283	28.986	25.36	25.306	24.655	29.725	39.386	32.132	28.755	31.25	31.959	29.877	30.89	31.502	29.227	32.894	38.512	31.486	27.869	32.876	29.714	27.627	25.351	24.678	30 / 31
NEW JERSEY HUB	27.45	26.30	24.43	24.57	24.41	29.24	35.23	31.81	29.19	31.80	32.65	30.80	31.43	31.37	29.27	33.89	34.28	30.42	27.54	33.08	29.97	27.88	25.55	24.83	29 / 31
Percent Forecast	-1.11	-0.77	-1.06	-0.84	-1.08	-1.35	-1.74	-1.27	-2.75	-3.68	-4.78	-5.42	-6.44	-7.25	-7.75	-8.20	-8.84	-9.17	-8.41	-5.37	-5.51	-5.31	-5.00	-4.47	
RTLload	68.383	64.558	62.189	60.955	61.041	64.147	71.412	76.16	77.917	79.573	81.28	82.143	82.453	82.685	82.634	81.89	80.944	79.321	77.738	79.076	78.127	75.03	70.283	65.081	



PJM Daily Report

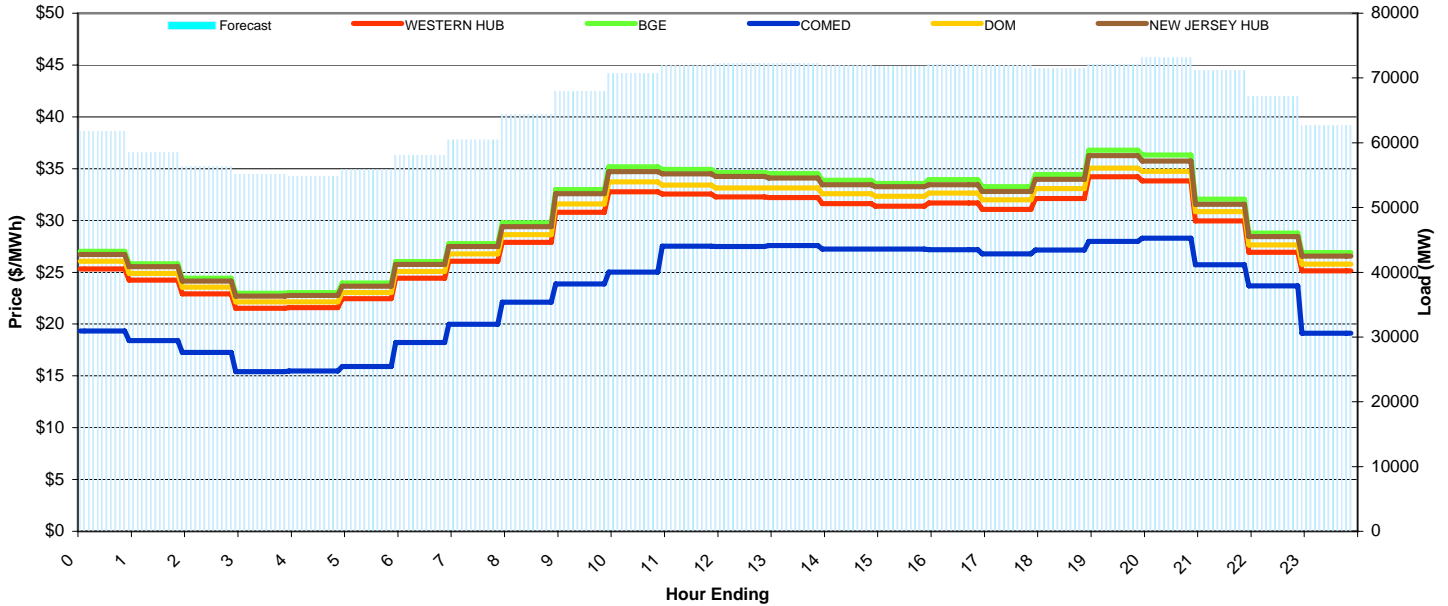
Saturday September 26, 2009

Price Color Codes:



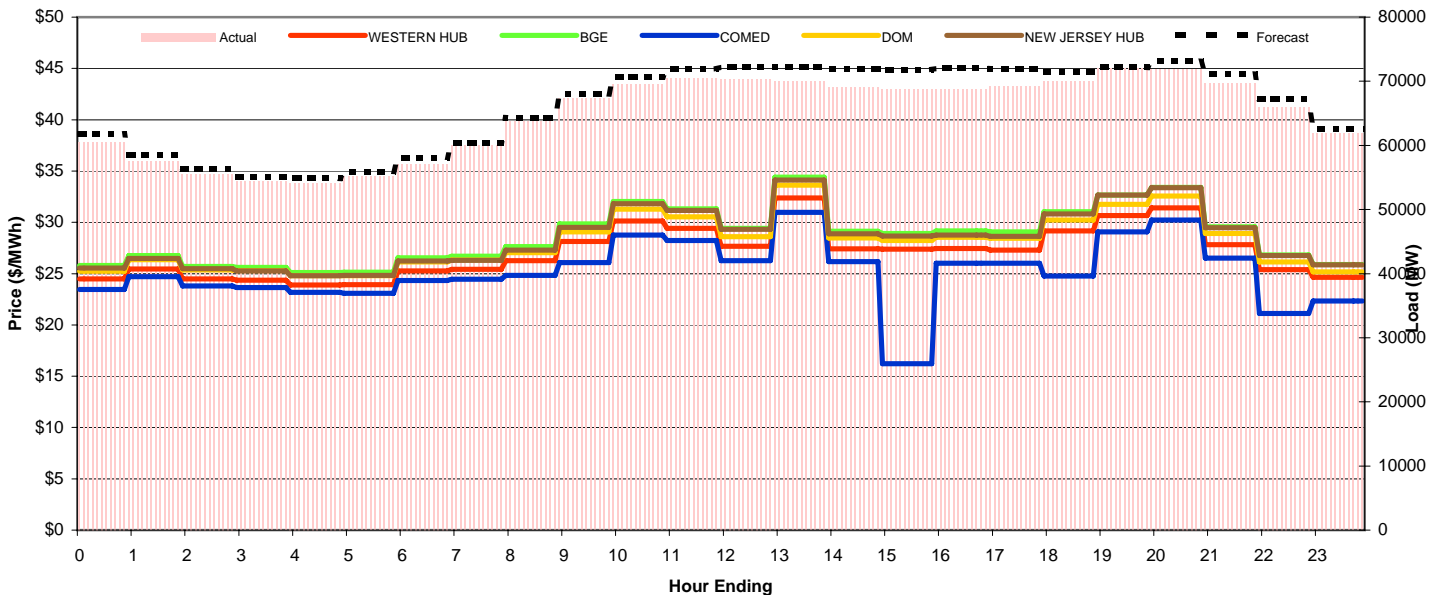
Day-Ahead Prices and Forecast Load

	HE1	HE2	HE3	HE4	HE5	HE6	HE7	HE8	HE9	HE10	HE11	HE12	HE13	HE14	HE15	HE16	HE17	HE18	HE19	HE20	HE21	HE22	HE23	HE24	avg all/peak
WESTERN HUB	25.34	24.24	22.93	21.53	21.59	22.44	24.44	26.08	27.88	30.78	32.78	32.54	32.28	32.22	31.64	31.39	31.70	31.08	32.11	34.21	33.82	29.95	26.93	25.14	29 / 31
BGE	27.012	25.824	24.427	22.984	23.043	23.965	26.028	27.774	29.765	32.996	35.174	34.942	34.615	34.522	33.878	33.575	33.944	33.272	34.436	36.779	36.317	32.05	28.769	26.912	31 / 33
COMED	19.321	18.397	17.278	15.407	15.485	15.902	18.206	19.979	22.107	23.873	25.022	27.519	27.492	27.568	27.234	27.228	27.183	26.782	27.137	27.973	28.3	25.738	23.694	19.109	23 / 26
DOM	26.05	24.882	23.556	22.151	22.158	23.039	25.085	26.768	28.621	31.604	33.709	33.421	33.149	33.136	32.592	32.326	32.658	31.992	33.071	35.045	34.737	30.864	27.651	25.778	29 / 32
NEW JERSEY HUB	26.71	25.55	24.17	22.70	22.76	23.67	25.76	27.49	29.41	32.58	34.71	34.50	34.24	34.10	33.43	33.25	33.44	32.80	33.98	36.27	35.74	31.58	28.43	26.56	30 / 33
DA Forecast	61.8	58.4	56.4	55.1	54.8	55.9	58.1	60.4	64.3	68.0	70.7	71.9	72.2	72.2	71.9	71.8	72.0	72.0	71.4	72.2	73.1	71.1	67.2	62.7	66 / 70



Preliminary Real-Time Prices with Forecasted and Actual System Load

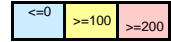
	HE1	HE2	HE3	HE4	HE5	HE6	HE7	HE8	HE9	HE10	HE11	HE12	HE13	HE14	HE15	HE16	HE17	HE18	HE19	HE20	HE21	HE22	HE23	HE24	avg all/peak
WESTERN HUB	24.47	25.44	24.48	24.37	23.91	23.93	25.26	25.43	26.25	28.12	30.12	29.42	27.66	32.39	27.42	27.38	27.46	27.30	29.18	30.67	31.40	27.83	25.39	24.64	27 / 28
BGE	25.78	26.774	25.712	25.594	25.108	25.126	26.534	26.7	27.64	29.859	32.03	31.302	29.416	34.417	29.134	28.918	29.165	29.069	31.024	32.656	33.413	29.568	26.811	25.89	29 / 30
COMED	23.443	24.695	23.794	23.646	23.162	23.073	24.314	24.449	24.813	26.072	28.75	28.229	26.262	30.962	26.164	16.221	26.023	26.024	24.778	29.074	30.22	26.499	21.123	22.338	25 / 26
DOM	25.238	26.361	25.348	25.3	24.811	24.784	26.144	26.338	27.052	29.08	31.295	30.526	28.597	33.633	28.486	28.23	28.534	28.432	30.227	31.742	32.565	28.926	26.153	25.183	28 / 29
NEW JERSEY HUB	25.53	26.47	25.49	25.27	24.79	24.82	26.22	26.31	27.31	29.52	31.80	31.15	29.31	34.14	28.89	28.67	28.76	28.63	30.82	32.66	33.37	29.49	26.76	25.85	28 / 30
Percent Forecast	-2.05	-1.74	-1.50	-1.34	-1.33	-1.45	-1.76	-0.78	-0.85	-1.04	-1.80	-2.08	-2.63	-3.32	-4.15	-4.59	-4.78	-4.05	-2.02	-0.27	-1.71	-2.19	-1.79	-1.35	
RTLoad	60.531	57.439	55.547	54.397	54.127	55.083	57.085	59.969	63.799	67.282	69.445	70.433	70.388	69.896	69.052	68.674	68.733	69.165	70.027	71.972	71.897	69.611	65.974	61.821	



PJM Daily Report

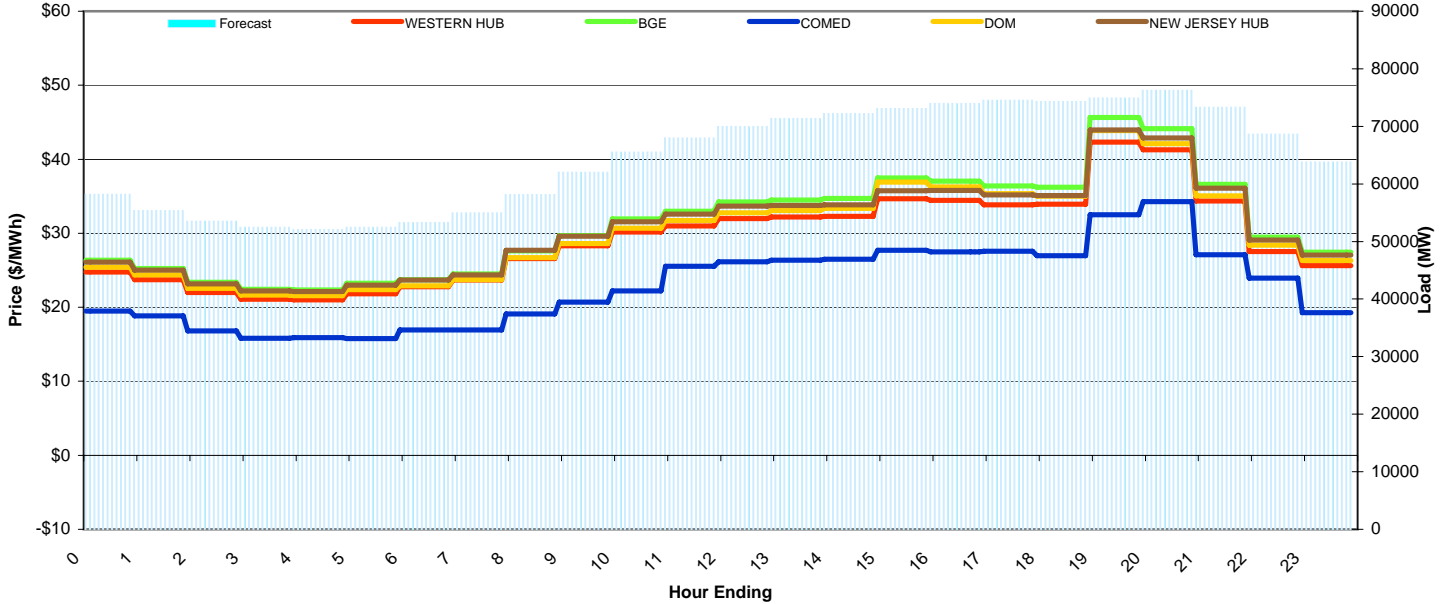
Sunday September 27, 2009

Price Color Codes:



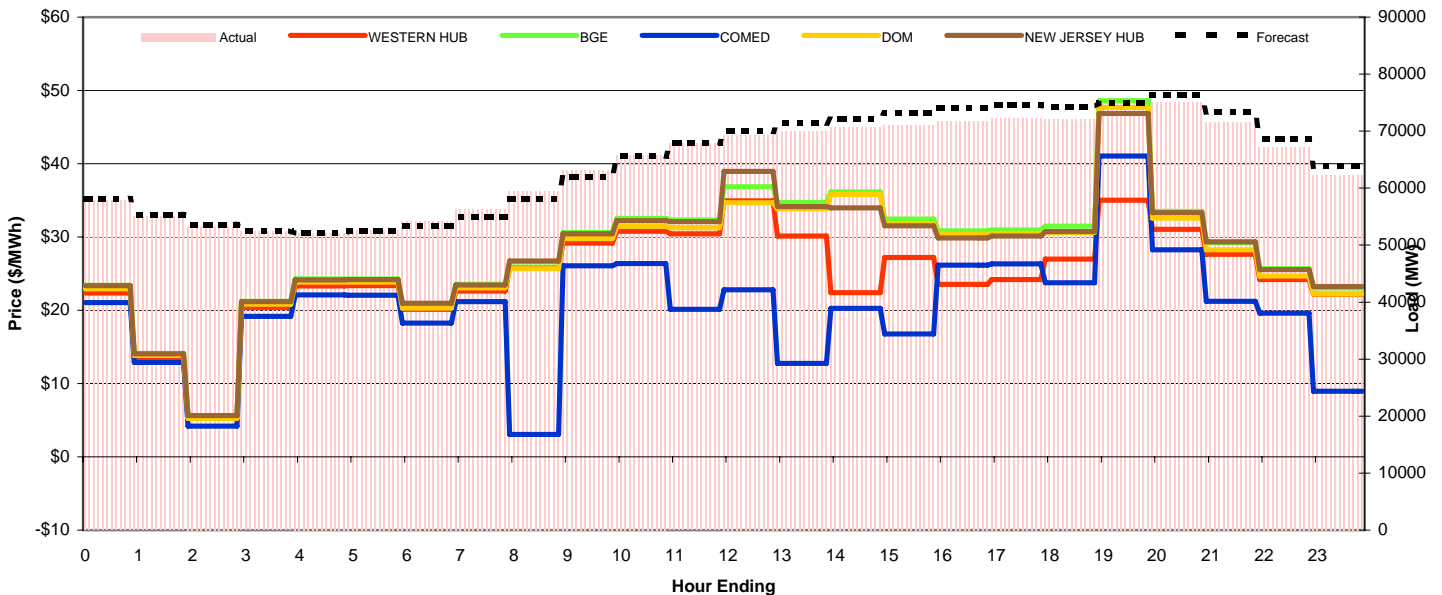
Day-Ahead Prices and Forecast Load

	HE1	HE2	HE3	HE4	HE5	HE6	HE7	HE8	HE9	HE10	HE11	HE12	HE13	HE14	HE15	HE16	HE17	HE18	HE19	HE20	HE21	HE22	HE23	HE24	avg all/peak
WESTERN HUB	24.77	23.73	21.97	21.09	21.01	21.81	22.78	23.67	26.57	28.32	30.18	30.98	31.98	32.19	32.27	34.68	34.46	33.84	33.91	42.31	41.28	34.36	27.55	25.62	29 / 32
BGE	26.361	25.232	23.395	22.44	22.342	23.241	23.718	24.501	27.6	29.691	31.919	32.988	34.232	34.493	34.693	37.491	37.06	36.386	36.201	45.627	44.124	36.63	29.485	27.436	31 / 35
COMED	19.508	18.834	16.824	15.817	15.901	15.767	16.923	16.945	19.081	20.695	22.218	25.544	26.162	26.36	26.49	27.706	27.492	27.554	26.953	32.502	34.284	27.092	23.939	19.277	23 / 26
DOM	25.428	24.359	22.56	21.649	21.565	22.393	22.922	23.727	26.7	28.598	30.686	31.705	32.759	33.05	33.368	36.897	36.263	35.373	34.991	43.879	42.107	35.056	28.375	26.338	30 / 33
NEW JERSEY HUB	26.11	25.01	23.16	22.22	22.14	22.99	23.68	24.39	27.70	29.58	31.57	32.58	33.68	33.74	33.86	35.76	35.81	35.19	35.11	43.97	42.88	36.08	29.08	27.05	31 / 34
DA Forecast	58.2	55.4	53.5	52.5	52.1	52.5	53.3	55.0	58.1	62.0	65.6	68.0	70.0	71.4	72.2	73.1	74.0	74.6	74.3	74.9	76.3	73.3	68.7	63.8	65 / 69



Preliminary Real-Time Prices with Forecasted and Actual System Load

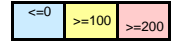
	HE1	HE2	HE3	HE4	HE5	HE6	HE7	HE8	HE9	HE10	HE11	HE12	HE13	HE14	HE15	HE16	HE17	HE18	HE19	HE20	HE21	HE22	HE23	HE24	avg all/peak
WESTERN HUB	22.34	13.50	5.37	20.39	23.33	23.36	20.13	22.64	25.76	29.16	30.79	30.42	34.94	30.14	22.42	27.22	23.56	24.21	27.00	35.01	31.04	27.66	24.21	22.18	25 / 28
BGE	23.416	14.092	5.5133	21.202	24.261	24.267	20.875	23.541	26.591	30.614	32.525	32.298	36.866	34.721	36.14	32.465	30.825	30.962	31.471	48.588	33.474	29.197	25.682	23.076	28 / 32
COMED	21.038	12.89	4.1767	19.169	22.085	22.056	18.238	21.18	3.0451	26.089	26.369	20.144	22.792	12.74	20.282	16.789	26.16	26.336	23.756	41.058	28.254	21.201	19.621	8.9737	20 / 22
DOM	22.914	13.835	5.2357	20.81	23.853	23.827	20.321	23.065	25.663	29.802	31.443	31.269	34.662	33.821	35.788	31.842	30.372	30.488	30.63	47.674	32.589	28.233	24.672	22.214	27 / 31
NEW JERSEY HUB	23.35	14.06	5.62	21.19	24.17	24.21	20.95	23.43	26.71	30.44	32.23	32.10	38.97	34.15	33.97	31.51	29.85	30.11	30.75	46.87	33.30	29.32	25.56	23.23	28 / 32
Percent Forecast	-0.58	-0.61	-0.36	-0.19	0.15	0.44	1.73	2.42	2.23	1.86	0.35	-0.27	-1.03	-1.93	-2.03	-2.73	-3.07	-3.16	-3.10	-0.01	-1.46	-2.38	-2.11	-2.54	
RTLoad	57.849	55.044	53.344	52.405	52.144	52.682	54.233	56.323	59.458	63.222	65.79	67.829	69.265	70.04	70.792	71.156	71.771	72.289	72.072	74.941	75.194	71.631	67.249	62.265	



PJM Daily Report

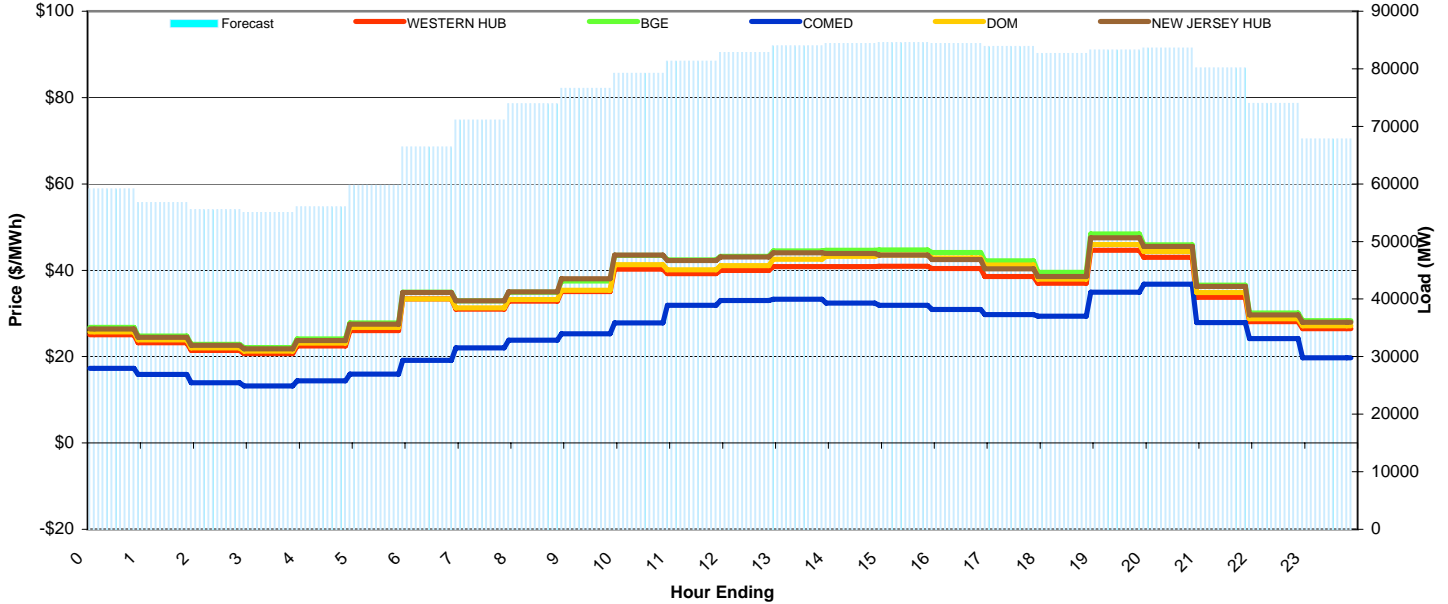
Monday September 28, 2009

Price Color Codes:



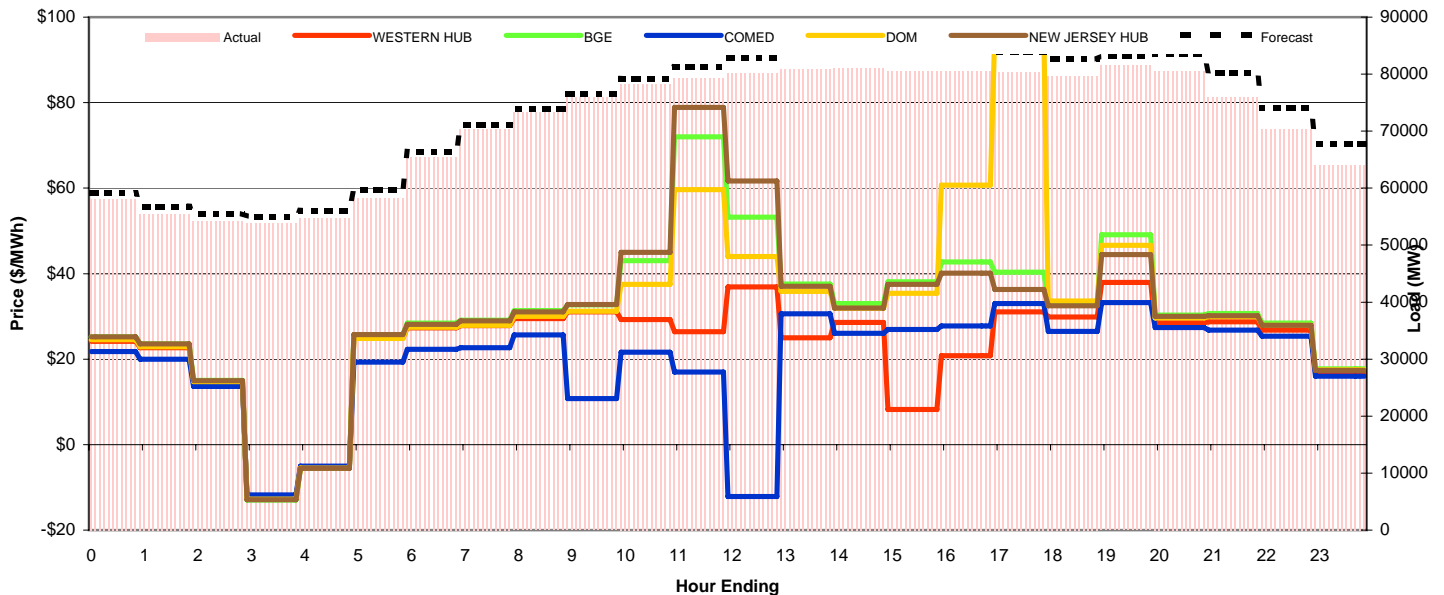
Day-Ahead Prices and Forecast Load

	HE1	HE2	HE3	HE4	HE5	HE6	HE7	HE8	HE9	HE10	HE11	HE12	HE13	HE14	HE15	HE16	HE17	HE18	HE19	HE20	HE21	HE22	HE23	HE24	avg all/peak
WESTERN HUB	25.04	23.23	21.42	20.69	22.50	26.06	33.39	31.01	32.84	35.07	40.30	39.20	39.96	40.89	40.82	40.92	40.40	38.54	37.00	44.61	43.00	33.74	28.09	26.48	34 / 38
BGE	26.751	24.778	22.855	22.063	24.065	27.829	34.951	32.927	34.943	37.521	43.418	42.439	43.218	44.454	44.599	44.716	44.123	42.197	39.549	48.407	45.903	36.519	30.124	28.344	36 / 41
COMED	17.294	15.85	13.922	13.182	14.372	15.922	19.103	22.003	23.808	25.275	27.778	31.859	33.028	33.285	32.439	31.876	30.897	29.735	29.347	34.942	36.751	27.912	24.191	19.713	25 / 30
DOM	25.738	23.854	21.995	21.249	23.127	26.769	33.393	31.312	33.245	35.383	41.286	40.087	41.064	42.53	43.229	43.552	42.843	41.219	37.972	45.965	44.317	34.821	28.799	27.151	35 / 39
NEW JERSEY HUB	26.43	24.50	22.59	21.82	23.75	27.48	34.86	32.89	34.98	38.05	43.51	42.25	43.11	44.04	43.87	43.51	42.45	40.32	38.58	47.55	45.53	36.22	29.69	27.94	36 / 40
DA Forecast	59.2	56.8	55.5	55.0	56.0	59.7	66.4	71.1	73.9	76.6	79.2	81.3	82.8	84.0	84.4	84.5	84.4	83.9	82.6	83.3	83.6	80.2	74.0	67.8	74 / 81



Preliminary Real-Time Prices with Forecasted and Actual System Load

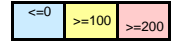
	HE1	HE2	HE3	HE4	HE5	HE6	HE7	HE8	HE9	HE10	HE11	HE12	HE13	HE14	HE15	HE16	HE17	HE18	HE19	HE20	HE21	HE22	HE23	HE24	avg all/peak
WESTERN HUB	24.15	22.68	14.42	-12.48	-5.36	24.91	27.28	27.86	29.50	31.05	29.27	26.44	36.88	25.00	28.61	8.23	20.82	31.08	29.85	37.97	28.47	28.75	26.79	16.78	23 / 28
BGE	25.205	23.544	15.009	-12.98	-5.572	25.744	28.406	29.11	31.367	32.679	43	71.999	53.182	37.543	33.021	38.122	42.735	40.338	33.407	49.062	30.288	30.677	28.431	17.715	31 / 39
COMED	21.755	19.948	13.577	-11.77	-5.037	19.28	22.264	22.707	25.677	10.764	21.599	16.96	-12.11	30.591	26.07	26.97	27.74	33.019	26.465	33.254	27.365	26.819	25.329	16.006	19 / 23
DOM	24.525	22.916	14.731	-12.72	-5.469	24.821	27.433	27.905	29.981	31.192	37.479	59.637	43.985	35.862	31.891	35.364	60.666	96.583	33.579	46.608	29.66	29.954	27.917	17.488	32 / 41
NEW JERSEY HUB	25.22	23.54	14.93	-12.88	-5.52	25.71	28.14	28.93	31.05	32.77	45.01	78.91	61.65	37.02	31.99	37.46	40.10	36.27	32.50	44.47	29.97	30.15	27.95	17.35	31 / 39
Percent Forecast	-1.88	-2.39	-2.50	-1.99	-2.32	-2.47	-1.42	-1.03	-0.85	-0.94	-1.27	-2.55	-3.23	-3.73	-4.20	-4.86	-4.74	-4.40	-3.67	-2.16	-3.86	-5.47	-5.17	-5.90	
RTLload	58.071	55.429	54.189	53.939	54.744	58.305	65.508	70.394	73.288	75.891	78.239	79.299	80.246	80.967	81.012	80.627	80.582	80.327	79.718	81.502	80.515	76.004	70.374	64.043	



PJM Daily Report

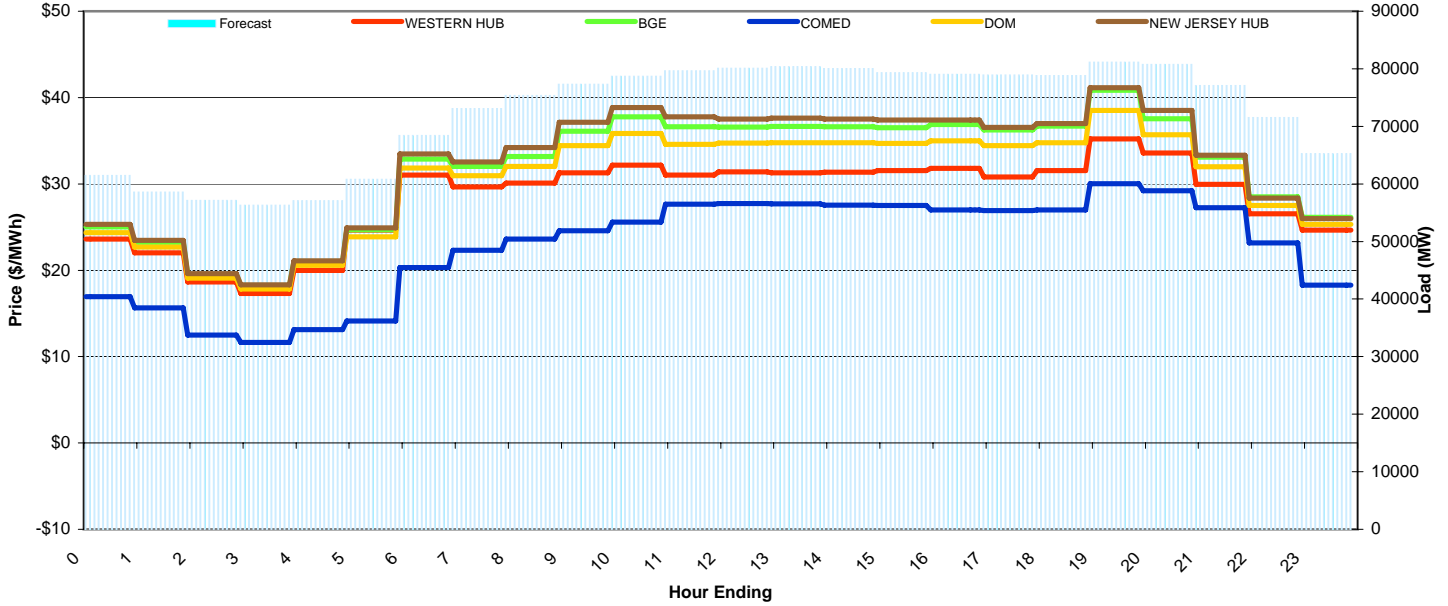
Tuesday September 29, 2009

Price Color Codes:



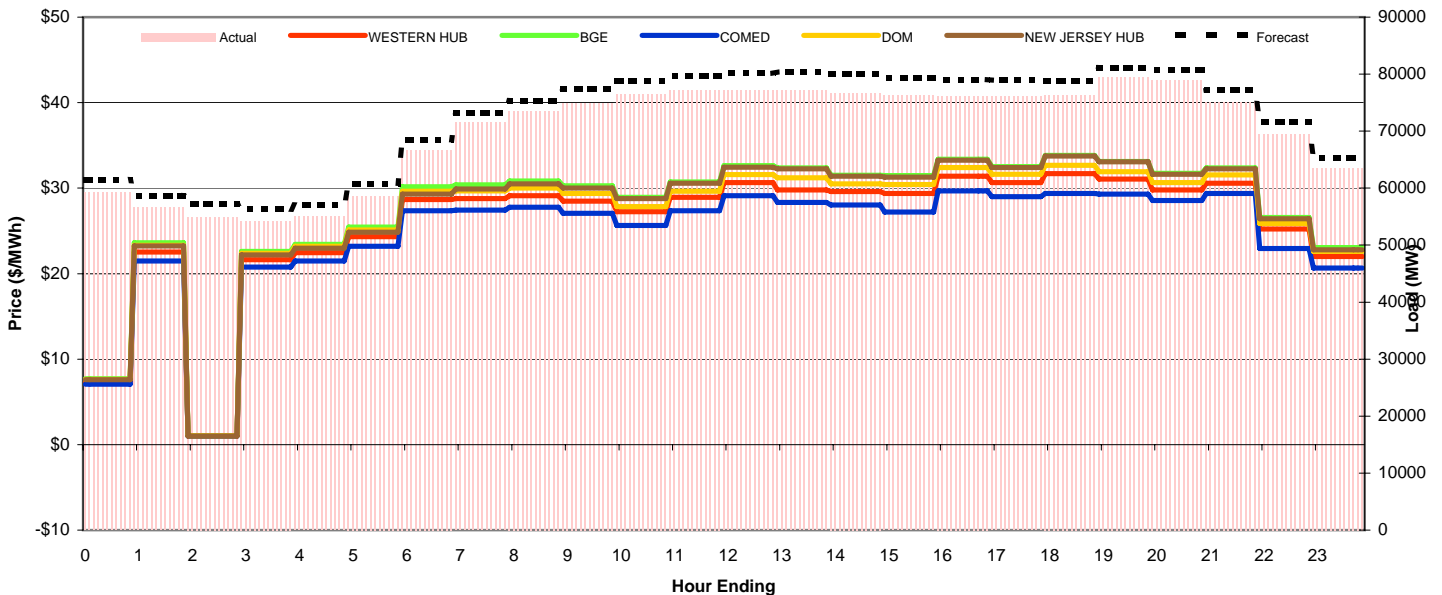
Day-Ahead Prices and Forecast Load

	HE1	HE2	HE3	HE4	HE5	HE6	HE7	HE8	HE9	HE10	HE11	HE12	HE13	HE14	HE15	HE16	HE17	HE18	HE19	HE20	HE21	HE22	HE23	HE24	avg all/peak
WESTERN HUB	23.63	22.02	18.65	17.32	19.99	24.67	31.03	29.66	30.10	31.27	32.17	31.04	31.40	31.28	31.36	31.53	31.82	30.80	31.55	35.23	33.57	29.95	26.53	24.64	28 / 31
BGE	25.032	23.252	19.504	18.226	21.032	24.692	32.881	32.031	33.18	36.096	37.777	36.618	36.596	36.673	36.639	36.494	36.873	36.262	36.695	40.838	37.543	33.105	28.49	26.149	32 / 36
COMED	16.937	15.645	12.503	11.631	13.139	14.115	20.325	22.312	23.622	24.564	25.588	27.666	27.709	27.694	27.546	27.501	26.981	26.914	26.973	30.015	29.202	27.23	23.163	18.262	23 / 27
DOM	24.337	22.692	19.074	17.833	20.572	23.871	31.844	30.966	32.016	34.438	35.844	34.595	34.723	34.784	34.771	34.683	35.005	34.438	34.754	38.498	35.691	31.986	27.497	25.3	30 / 34
NEW JERSEY HUB	25.33	23.47	19.61	18.33	21.08	24.90	33.47	32.53	34.21	37.15	38.83	37.78	37.52	37.61	37.53	37.41	37.40	36.55	36.99	41.14	38.51	33.34	28.36	25.99	32 / 36
DA Forecast	61.5	58.6	57.1	56.3	57.1	60.8	68.5	73.1	75.4	77.3	78.7	79.7	80.1	80.4	80.0	79.3	79.1	78.9	78.9	81.2	80.7	77.1	71.5	65.3	72 / 78



Preliminary Real-Time Prices with Forecasted and Actual System Load

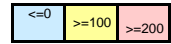
	HE1	HE2	HE3	HE4	HE5	HE6	HE7	HE8	HE9	HE10	HE11	HE12	HE13	HE14	HE15	HE16	HE17	HE18	HE19	HE20	HE21	HE22	HE23	HE24	avg all/peak
WESTERN HUB	7.38	22.54	0.99	21.64	22.45	24.33	28.66	28.79	29.10	28.49	27.26	28.93	30.66	29.81	29.59	29.38	31.39	30.63	31.70	31.06	29.80	30.58	25.22	22.00	26 / 30
BGE	7.7213	23.602	1.0257	22.593	23.439	25.446	30.164	30.382	30.827	30.293	28.929	30.735	32.642	32.371	31.508	31.487	33.364	32.536	33.844	33.137	31.719	32.389	26.577	23.065	27 / 31
COMED	7.0784	21.497	0.9912	20.784	21.462	23.203	27.359	27.439	27.777	27.061	25.65	27.36	29.111	28.325	28.024	27.195	29.69	29.011	29.363	29.284	28.56	29.364	22.939	20.673	25 / 28
DOM	7.6246	23.294	1.0258	22.364	23.206	25.11	29.635	29.69	30.005	29.384	27.842	29.643	31.588	31.226	30.51	30.439	32.408	31.614	32.682	31.93	30.664	31.563	25.876	22.595	27 / 30
NEW JERSEY HUB	7.59	23.26	0.99	22.21	22.97	24.86	29.29	29.89	30.51	30.01	28.77	30.59	32.45	32.25	31.39	31.28	33.26	32.41	33.77	33.08	31.61	32.26	26.42	22.80	27 / 31
Percent Forecast	-3.80	-3.58	-3.94	-3.64	-3.73	-3.64	-2.76	-2.19	-2.43	-3.15	-2.94	-3.21	-3.83	-4.24	-4.32	-4.03	-3.84	-3.72	-3.22	-2.03	-2.26	-2.66	-3.00	-2.82	
RTLload	59.232	56.589	54.968	54.306	55.03	58.665	66.619	71.507	73.569	74.956	76.462	77.178	77.154	77.122	76.716	76.255	76.144	76.083	76.389	79.538	78.959	75.123	69.443	63.488	



PJM Daily Report

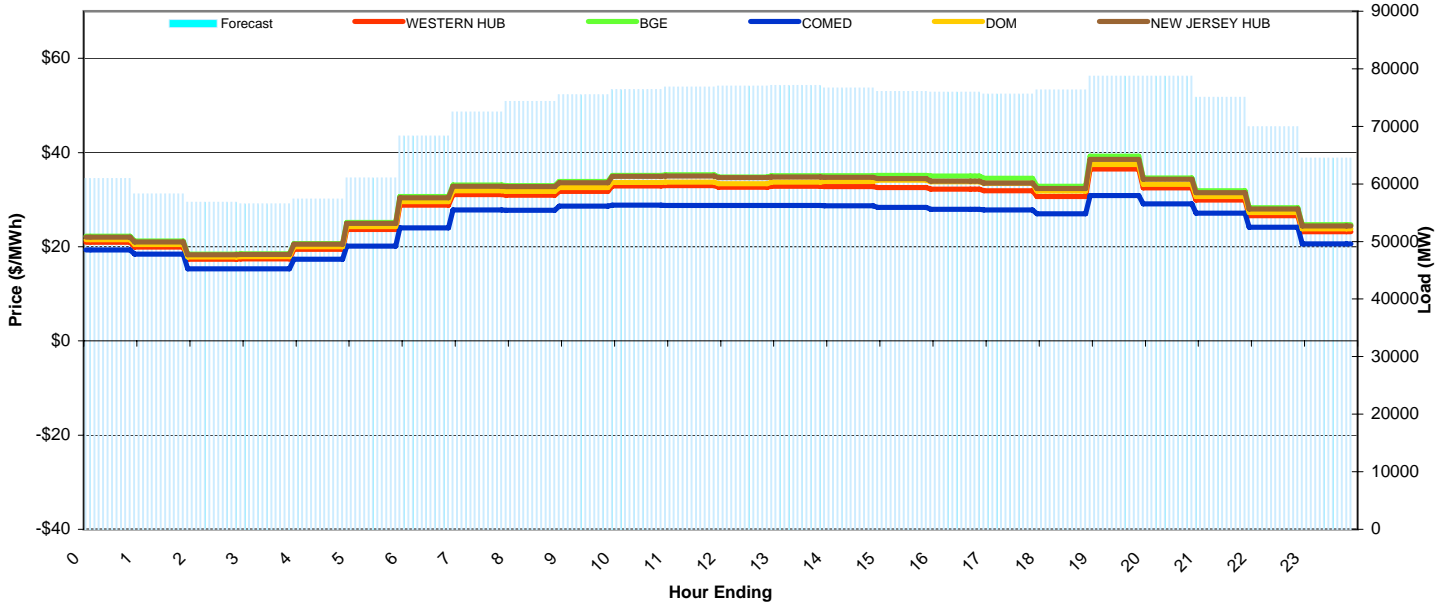
Wednesday September 30, 2009

Price Color Codes:



Day-Ahead Prices and Forecast Load

	HE1	HE2	HE3	HE4	HE5	HE6	HE7	HE8	HE9	HE10	HE11	HE12	HE13	HE14	HE15	HE16	HE17	HE18	HE19	HE20	HE21	HE22	HE23	HE24	avg all/peak
WESTERN HUB	20.91	19.96	17.33	17.41	19.48	23.68	28.83	31.08	30.94	31.75	32.91	33.00	32.62	32.81	32.77	32.58	32.26	31.91	30.68	36.54	32.46	29.94	26.57	23.17	28 / 32
BGE	22.218	21.204	18.406	18.491	20.689	25.135	30.676	33.129	32.995	33.885	35.137	35.297	34.824	35.061	35.06	35.125	34.99	34.56	32.851	39.243	34.606	31.91	28.3	24.676	30 / 34
COMED	19.314	18.414	15.279	15.332	17.369	20.116	23.991	27.818	27.757	28.623	28.823	28.735	28.774	28.761	28.688	28.318	27.937	27.803	26.982	30.861	29.119	27.124	24.17	20.606	25 / 28
DOM	21.472	20.492	17.791	17.874	19.996	24.287	29.556	31.883	31.722	32.581	33.656	33.727	33.358	33.717	33.861	34.138	33.773	33.422	31.798	37.488	33.237	30.69	27.27	23.772	29 / 33
NEW JERSEY HUB	22.05	21.04	18.27	18.35	20.53	24.95	30.40	32.86	32.74	33.56	34.94	34.99	34.64	34.80	34.71	34.44	33.95	33.52	32.37	38.52	34.30	31.49	28.03	24.43	30 / 34
DA Forecast	60.9	58.2	56.8	56.5	57.4	61.1	68.3	72.5	74.3	75.5	76.4	76.8	77.0	77.1	76.7	76.1	76.0	75.6	76.3	78.7	78.7	75.1	69.9	64.5	71 / 76



Preliminary Real-Time Prices with Forecasted and Actual System Load

	HE1	HE2	HE3	HE4	HE5	HE6	HE7	HE8	HE9	HE10	HE11	HE12	HE13	HE14	HE15	HE16	HE17	HE18	HE19	HE20	HE21	HE22	HE23	HE24	avg all/peak
WESTERN HUB	23.04	23.46	20.43	20.59	22.41	26.05	29.38	52.70	29.54	31.36	29.13	30.30	31.48	31.15	29.07	29.17	28.14	28.49	28.68	34.96	29.06	27.74	26.92	22.74	29 / 31
BGE	24.082	24.562	21.416	21.552	23.454	27.274	30.962	53.684	31.291	33.437	30.922	32.253	33.418	33.062	30.965	31.092	30.027	30.662	30.205	37.387	30.785	29.33	25.312	23.82	30 / 33
COMED	21.738	22.058	19.311	19.473	21.154	22.628	22.048	17.319	27.953	28.19	27.085	27.904	29.485	28.291	27.024	26.951	25.84	24.689	10.598	15.14	27.282	25.806	-30.5	21.437	21 / 21
DOM	23.611	24.016	20.975	21.099	22.973	26.723	30.062	48.593	30.193	32.018	29.677	30.902	32.028	31.685	29.797	30.03	29.049	29.502	29.114	35.383	29.659	28.335	19.781	23.182	29 / 31
NEW JERSEY HUB	23.86	24.34	21.14	21.32	23.12	26.68	30.24	57.60	30.96	32.81	30.60	31.84	33.22	32.81	30.53	30.57	29.39	29.74	29.95	36.80	30.42	28.96	31.59	23.55	30 / 33
Percent Forecast	-3.11	-2.88	-2.86	-3.15	-3.15	-2.81	-1.57	0.16	-0.74	-0.85	0.90	-0.40	-0.72	-0.83	-0.20	-0.78	-1.22	-0.86	-1.67	-0.56	-0.50	-0.21	-0.76	-1.20	
RTLload	59.075	56.605	55.243	54.808	55.635	59.386	67.258	72.633	73.748	74.83	77.059	76.526	76.446	76.464	76.508	75.459	75.045	74.977	75.056	78.272	78.348	74.914	69.419	63.732	

