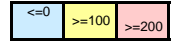


# PJM Daily Report

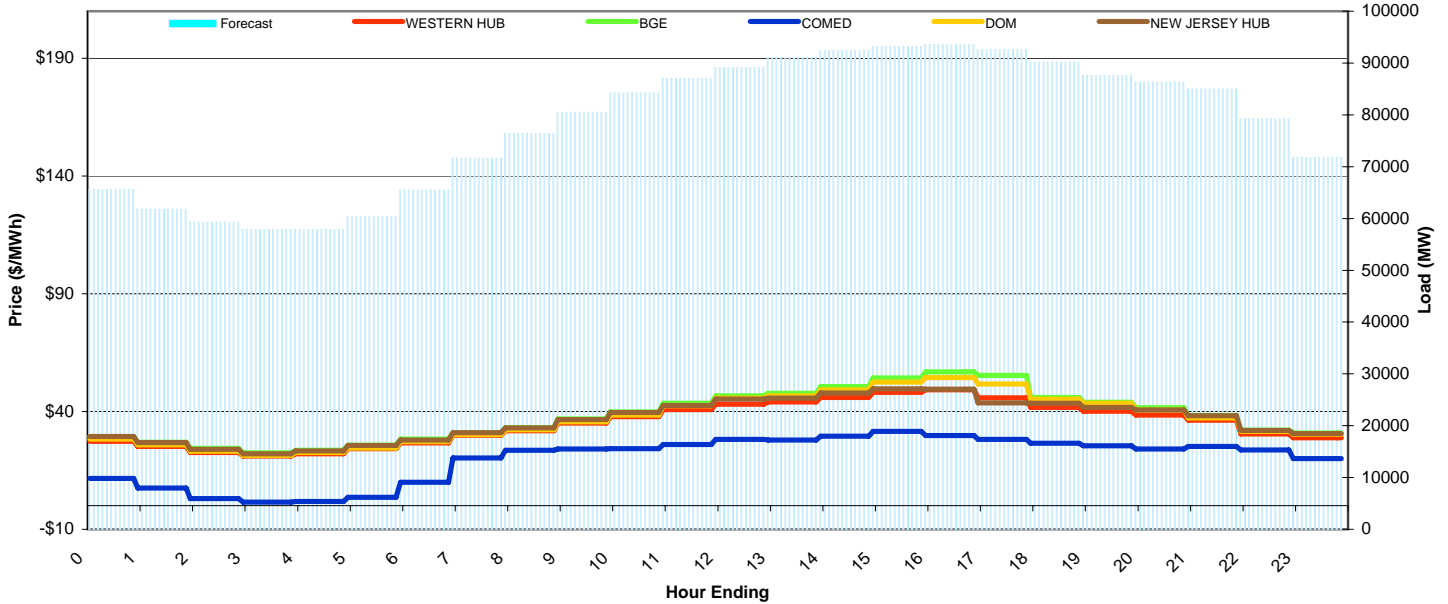
Wednesday July 01, 2009

Price Color Codes:



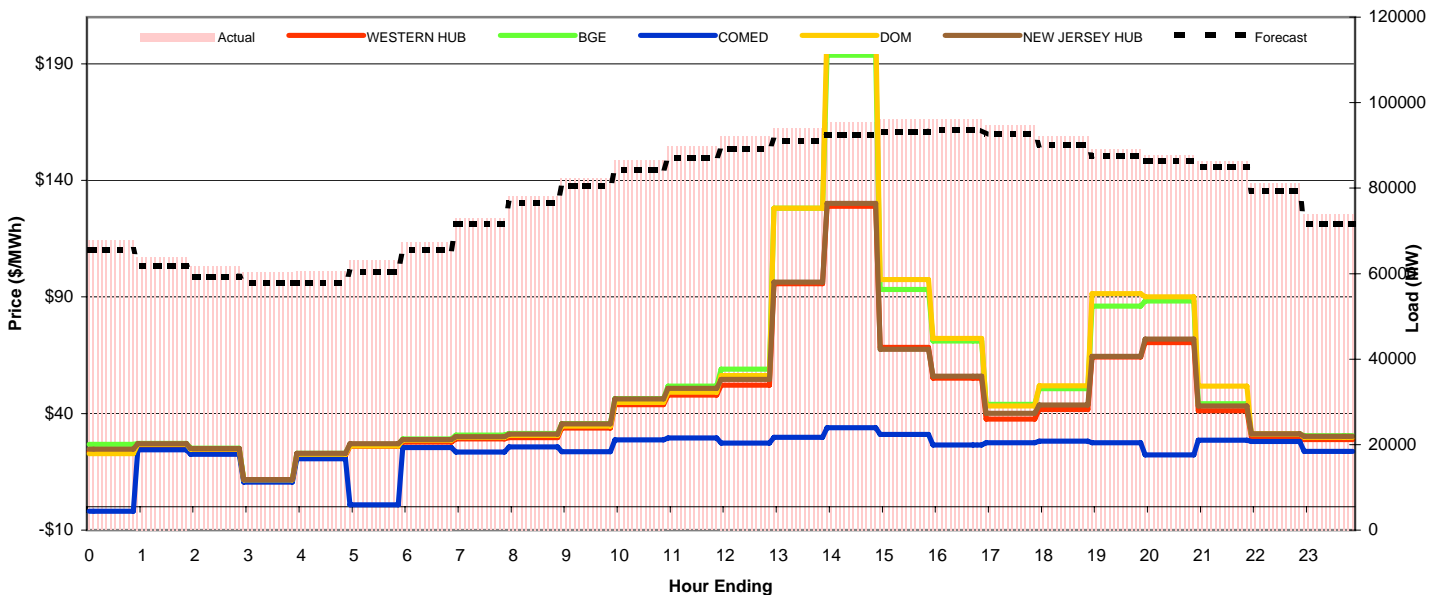
## Day-Ahead Prices and Forecast Load

	HE1	HE2	HE3	HE4	HE5	HE6	HE7	HE8	HE9	HE10	HE11	HE12	HE13	HE14	HE15	HE16	HE17	HE18	HE19	HE20	HE21	HE22	HE23	HE24	avg all/peak
WESTERN HUB	27.36	25.22	22.63	21.12	22.10	24.20	26.71	29.90	31.87	35.09	37.89	40.89	43.19	44.06	46.00	48.23	49.27	45.89	41.82	40.10	38.48	36.37	30.49	28.83	35 / 40
BGE	29.356	26.935	24.426	22.44	23.569	25.778	28.331	31.005	33.263	36.88	39.869	43.554	46.708	47.749	50.621	54.3	56.89	55.41	45.982	43.979	41.686	38.42	32.177	30.94	38 / 44
COMED	11.669	7.5771	3.0301	1.6041	1.8667	3.6027	9.9574	20.301	23.559	24.113	24.288	25.952	28.227	27.948	29.505	31.516	29.827	28.237	26.533	25.469	24.157	25.253	23.689	20.039	20 / 26
DOM	28.264	25.888	23.153	21.362	22.561	24.528	27.207	30.24	32.279	35.624	38.486	42.437	45.705	46.683	49.247	52.508	54.401	51.661	45.32	43.473	40.748	37.342	31.628	30.394	37 / 42
NEW JERSEY HUB	29.36	26.76	24.00	22.11	23.32	25.66	27.93	31.01	33.04	36.55	39.60	42.62	45.32	45.76	47.94	49.69	49.58	43.74	43.55	41.79	40.69	38.19	32.05	30.67	36 / 41
DA Forecast	65.6	61.8	59.3	57.9	57.9	60.4	65.5	71.7	76.4	80.5	84.3	87.0	89.1	91.1	92.4	93.2	93.6	92.6	90.2	87.6	86.3	85.0	79.3	71.8	78 / 86



## Preliminary Real-Time Prices with Forecasted and Actual System Load

	HE1	HE2	HE3	HE4	HE5	HE6	HE7	HE8	HE9	HE10	HE11	HE12	HE13	HE14	HE15	HE16	HE17	HE18	HE19	HE20	HE21	HE22	HE23	HE24	avg all/peak
WESTERN HUB	23.63	25.94	24.05	11.24	22.02	25.97	27.79	29.06	29.70	33.78	43.74	47.93	52.17	95.68	128.84	68.41	55.20	37.62	41.74	64.31	70.40	41.20	29.80	28.84	44 / 54
BGE	26.739	27.13	25.095	11.712	22.896	26.799	29.094	30.697	31.4	35.675	46.427	51.716	59.089	128.05	193.64	93.19	71.133	43.895	50.703	86.044	88.219	44.189	31.364	30.421	54 / 68
COMED	-1.965	24.44	22.556	10.52	20.594	0.8831	25.346	23.533	25.745	23.56	28.683	29.49	27.386	29.832	33.929	30.973	26.483	27.42	28.146	27.533	22.29	28.593	28.028	23.693	24 / 28
DOM	22.839	26.739	24.682	11.528	22.483	26.027	28.553	29.856	30.66	34.647	44.809	49.145	56.242	128.02	206.61	97.418	72.176	43.252	51.935	91.444	89.998	51.81	31.301	29.826	54 / 69
NEW JERSEY HUB	24.72	27.05	25.05	11.70	22.92	27.00	28.82	30.12	31.23	35.63	46.22	50.77	54.67	96.35	130.18	67.48	56.00	40.08	43.61	64.57	71.91	43.21	31.32	30.20	45 / 56
Percent Forecast	3.15	3.36	3.87	4.12	4.37	4.42	2.67	1.70	2.10	2.25	2.65	3.09	3.25	3.14	3.24	3.07	2.68	2.36	2.21	1.73	1.47	1.64	2.32	3.09	
RTLoad	67.718	63.943	61.697	60.341	60.534	63.144	67.344	72.895	78.059	82.354	86.555	89.791	92.122	94.031	95.465	96.144	96.138	94.856	92.19	89.136	87.628	86.406	81.144	74.04	



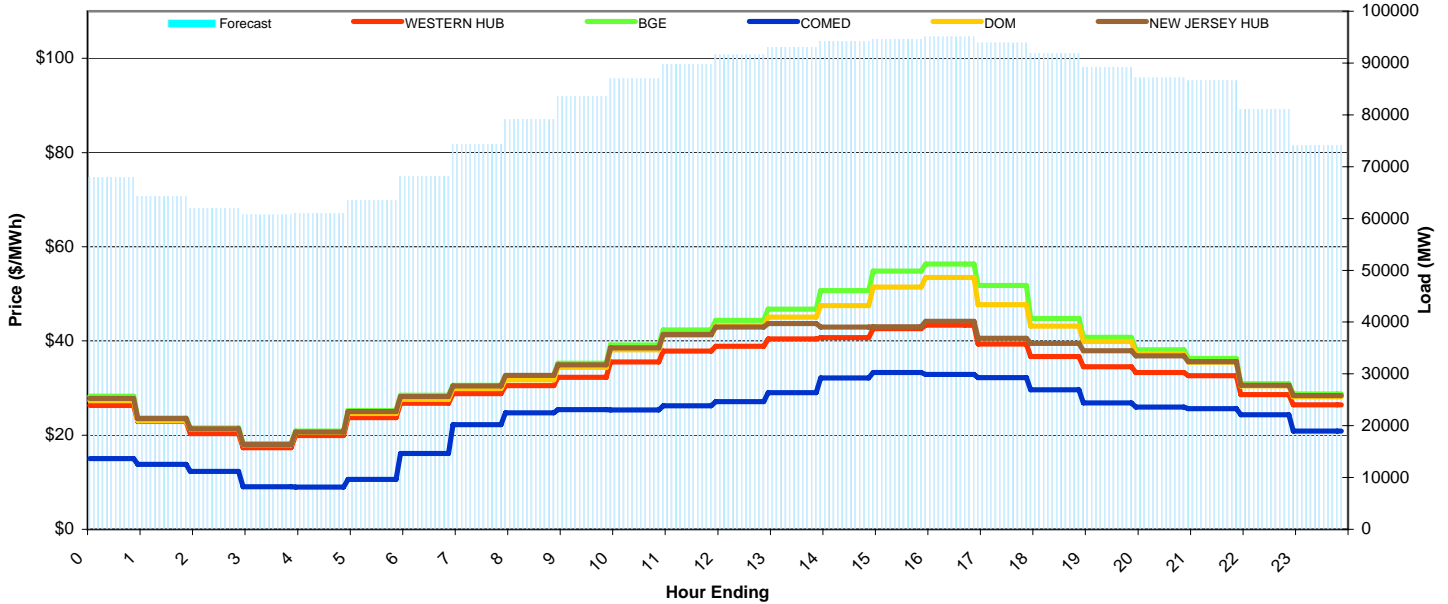
# PJM Daily Report

Thursday July 02, 2009

Price Color Codes: ≤0 ≥100 ≥200

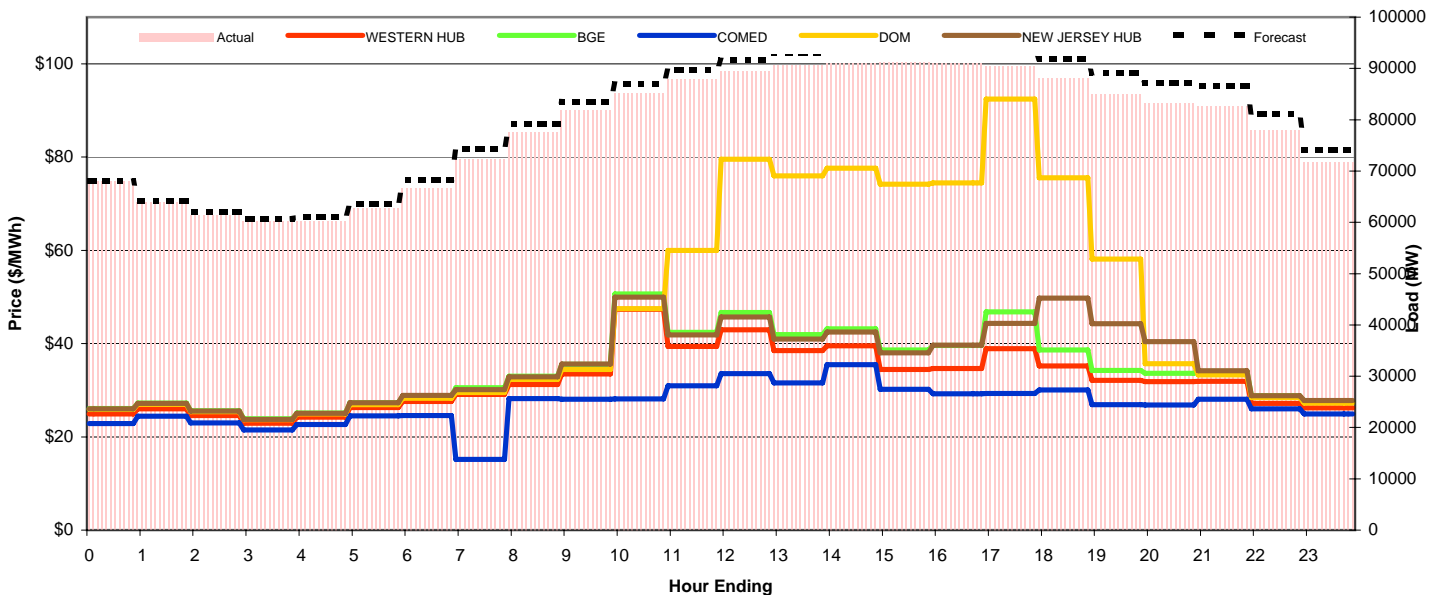
## Day-Ahead Prices and Forecast Load

	HE1	HE2	HE3	HE4	HE5	HE6	HE7	HE8	HE9	HE10	HE11	HE12	HE13	HE14	HE15	HE16	HE17	HE18	HE19	HE20	HE21	HE22	HE23	HE24	avg all/peak
WESTERN HUB	26.30	22.91	20.34	17.31	19.88	23.73	26.77	28.79	30.50	32.27	35.51	37.85	38.89	40.44	40.72	42.57	43.36	39.37	36.70	34.51	33.27	32.62	28.58	26.43	32 / 36
BGE	28.288	23.625	21.549	18.21	20.869	25.207	28.458	30.605	32.611	35.248	39.16	42.313	44.357	46.75	50.677	54.863	56.318	51.756	44.75	40.798	38.108	36.309	30.904	28.743	36 / 42
COMED	15.023	13.775	12.324	9.0622	8.948	10.62	16.135	22.188	24.738	25.393	25.363	26.211	27.103	28.993	32.169	33.323	32.861	32.208	29.641	26.852	25.963	25.636	24.334	20.854	23 / 28
DOM	27.313	23.062	21.26	17.912	20.577	24.584	27.603	29.878	31.76	34.347	38.091	41.192	43.245	45.034	47.525	51.46	53.479	47.674	43.132	39.886	37.324	35.49	30.427	28.156	35 / 41
NEW JERSEY HUB	27.79	23.54	21.31	18.01	20.67	25.02	28.20	30.42	32.67	34.90	38.51	41.37	42.97	43.65	42.97	43.00	44.18	40.57	39.47	37.90	36.83	35.59	30.54	28.41	34 / 38
DA Forecast	68.0	64.2	62.0	60.7	60.9	63.5	68.2	74.4	79.1	83.5	86.9	89.7	91.6	93.1	94.2	94.7	95.1	93.9	91.9	89.2	87.2	86.6	81.1	74.1	81 / 88



## Preliminary Real-Time Prices with Forecasted and Actual System Load

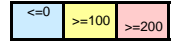
	HE1	HE2	HE3	HE4	HE5	HE6	HE7	HE8	HE9	HE10	HE11	HE12	HE13	HE14	HE15	HE16	HE17	HE18	HE19	HE20	HE21	HE22	HE23	HE24	avg all/peak
WESTERN HUB	24.88	26.03	24.53	22.89	24.19	26.26	27.58	29.07	31.20	33.49	47.34	39.39	42.96	38.46	39.53	34.46	34.68	38.88	35.24	32.12	31.87	31.93	27.17	26.22	32 / 35
BGE	26.068	27.209	25.608	23.852	25.149	27.314	28.76	30.565	32.983	35.515	50.634	42.379	46.632	41.917	43.133	38.606	39.565	46.788	38.64	34.249	33.655	34.028	28.828	27.681	35 / 39
COMED	22.843	24.458	22.99	21.478	22.679	24.511	24.563	15.176	28.188	28.076	28.143	30.926	33.539	31.592	35.466	30.161	29.215	29.274	30.033	26.888	26.847	28.072	26.028	24.878	27 / 29
DOM	25.853	26.969	25.378	23.667	24.902	26.91	28.242	29.476	32.321	34.425	47.472	59.958	79.527	75.939	77.619	74.148	74.464	92.405	75.539	58.129	35.713	33.268	28.435	27.216	47 / 57
NEW JERSEY HUB	26.03	27.19	25.56	23.76	25.07	27.31	28.87	30.16	32.89	35.59	49.96	41.88	45.69	40.96	42.48	38.02	39.66	44.36	49.77	44.28	40.39	34.16	28.84	27.81	35 / 40
Percent Forecast	0.00	-0.41	-0.95	-1.01	-1.17	-1.43	-2.21	-2.89	-1.99	-2.07	-2.00	-2.17	-2.47	-2.83	-3.38	-3.71	-4.44	-3.79	-4.19	-5.02	-4.92	-4.96	-4.03	-3.37	
RTLoad	67.971	63.949	61.386	60.109	60.246	62.617	66.702	72.284	77.59	81.834	85.236	87.826	89.365	90.519	91.11	91.267	91.023	90.458	88.164	84.907	83.093	82.513	77.972	71.669	



# PJM Daily Report

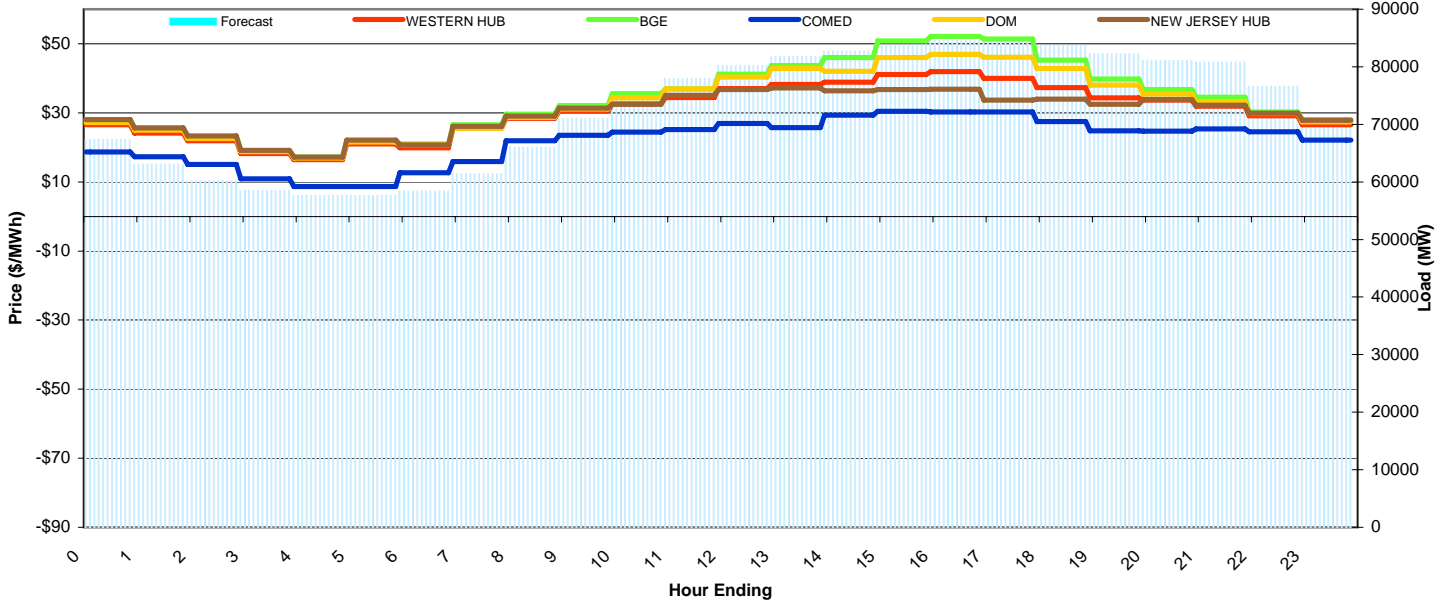
Friday July 03, 2009

Price Color Codes:



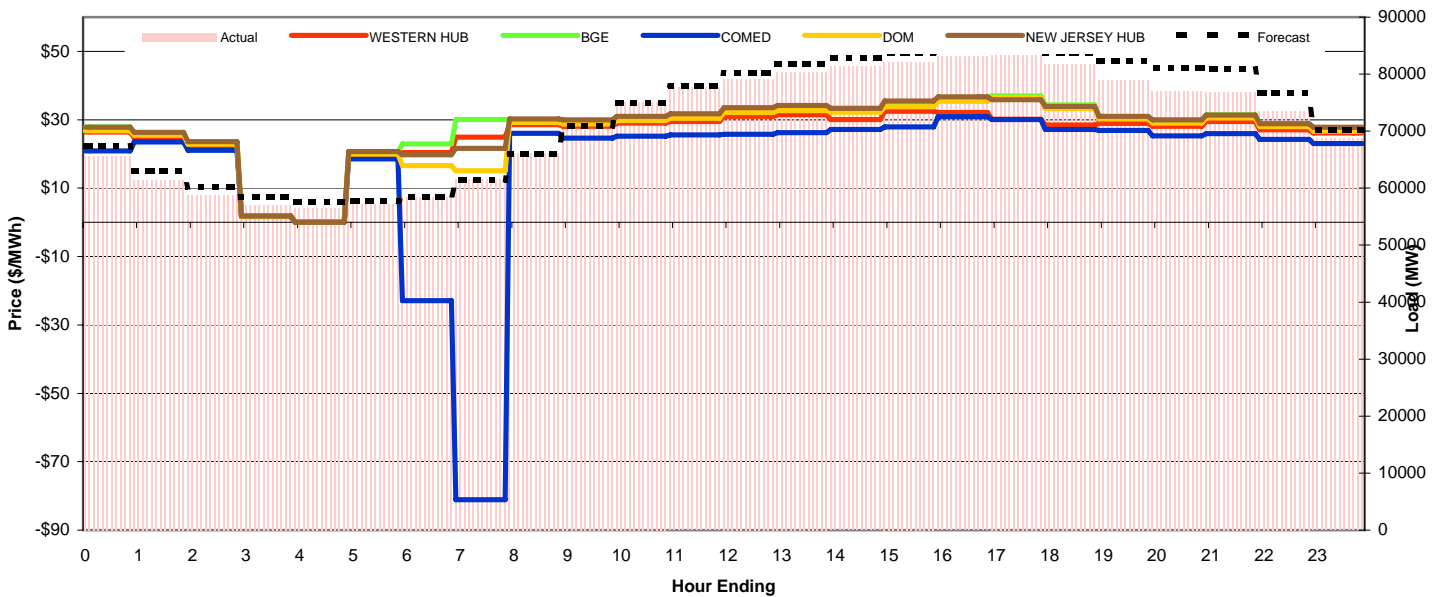
## Day-Ahead Prices and Forecast Load

	HE1	HE2	HE3	HE4	HE5	HE6	HE7	HE8	HE9	HE10	HE11	HE12	HE13	HE14	HE15	HE16	HE17	HE18	HE19	HE20	HE21	HE22	HE23	HE24	avg all/peak
WESTERN HUB	26.52	24.16	21.92	18.19	16.42	21.00	19.87	25.62	28.45	30.55	32.61	34.40	37.00	38.26	38.87	41.10	41.95	39.97	37.34	34.31	33.68	31.97	29.14	26.53	30 / 35
BGE	27.993	25.599	23.052	19.095	17.232	22.012	21.037	26.516	29.596	32.12	35.5	36.886	41.15	43.67	46.017	50.81	52.113	51.4	45.233	39.82	36.74	34.484	30.297	28.056	34 / 40
COMED	18.67	17.243	15.063	10.87	8.7132	8.6944	12.67	15.896	21.942	23.505	24.401	25.161	26.916	25.742	29.358	30.423	30.273	30.285	27.52	24.77	24.682	25.388	24.473	22.117	22 / 26
DOM	27.217	24.942	22.61	18.755	16.889	21.551	20.711	25.542	28.71	31.12	34.343	36.975	40.332	42.888	42.069	46	46.964	46.089	42.825	38.068	35.49	33.263	29.755	27.38	33 / 38
NEW JERSEY HUB	28.07	25.66	23.34	19.11	17.22	22.09	20.70	26.05	29.04	31.34	32.49	35.07	36.74	37.22	36.35	36.71	36.81	33.66	33.95	32.50	33.90	32.17	29.87	27.89	30 / 33
DA Forecast	67.4	63.1	60.2	58.5	57.6	57.6	58.4	61.4	66.1	71.0	74.9	78.0	80.2	81.8	82.7	83.8	84.6	84.8	83.7	82.2	81.1	80.8	76.6	70.2	73 / 78



## Preliminary Real-Time Prices with Forecasted and Actual System Load

	HE1	HE2	HE3	HE4	HE5	HE6	HE7	HE8	HE9	HE10	HE11	HE12	HE13	HE14	HE15	HE16	HE17	HE18	HE19	HE20	HE21	HE22	HE23	HE24	avg all/peak
WESTERN HUB	26.39	24.76	22.26	1.75	0.00	19.61	20.45	24.87	28.53	28.12	28.99	29.48	30.99	31.48	30.10	32.51	32.13	30.16	28.43	28.94	28.11	29.45	27.04	26.13	25 / 29
BGE	27.939	25.998	23.29	1.826	0	20.388	22.943	30.037	30.023	29.807	30.887	31.569	33.435	33.984	33.317	35.104	36.483	36.977	34.317	30.94	29.869	31.445	28.791	27.702	28 / 32
COMED	20.859	23.504	21.052	1.6572	0	18.584	-22.88	-81.07	26.055	24.615	25.179	25.585	25.713	26.213	27.147	27.861	30.871	30.043	27.146	26.847	25.308	25.937	24.278	23.015	17 / 20
DOM	26.808	25.486	22.821	1.7905	0	19.918	16.624	15.1	29.173	28.764	29.758	30.449	32.125	32.683	32.221	33.776	35.407	36.51	33.202	30.274	29.038	30.542	27.991	26.733	26 / 30
NEW JERSEY HUB	27.83	26.28	23.61	1.85	0.00	20.72	19.75	21.65	30.26	29.94	31.02	31.70	33.51	34.17	33.37	35.44	36.72	35.88	33.87	30.97	29.99	31.38	28.82	27.82	27 / 32
Percent Forecast	-2.72	-2.60	-2.50	-2.70	-1.95	-0.70	0.05	0.35	0.22	-0.03	0.31	-0.42	-1.32	-1.75	-1.69	-2.08	-1.80	-1.61	-2.34	-4.17	-5.33	-5.12	-4.25	-2.18	
RTLoad	65.575	61.48	58.735	56.984	56.516	57.234	58.475	61.657	66.196	70.961	75.111	77.626	79.187	80.347	81.369	82.067	83.08	83.443	81.797	78.954	76.983	76.898	73.488	68.726	



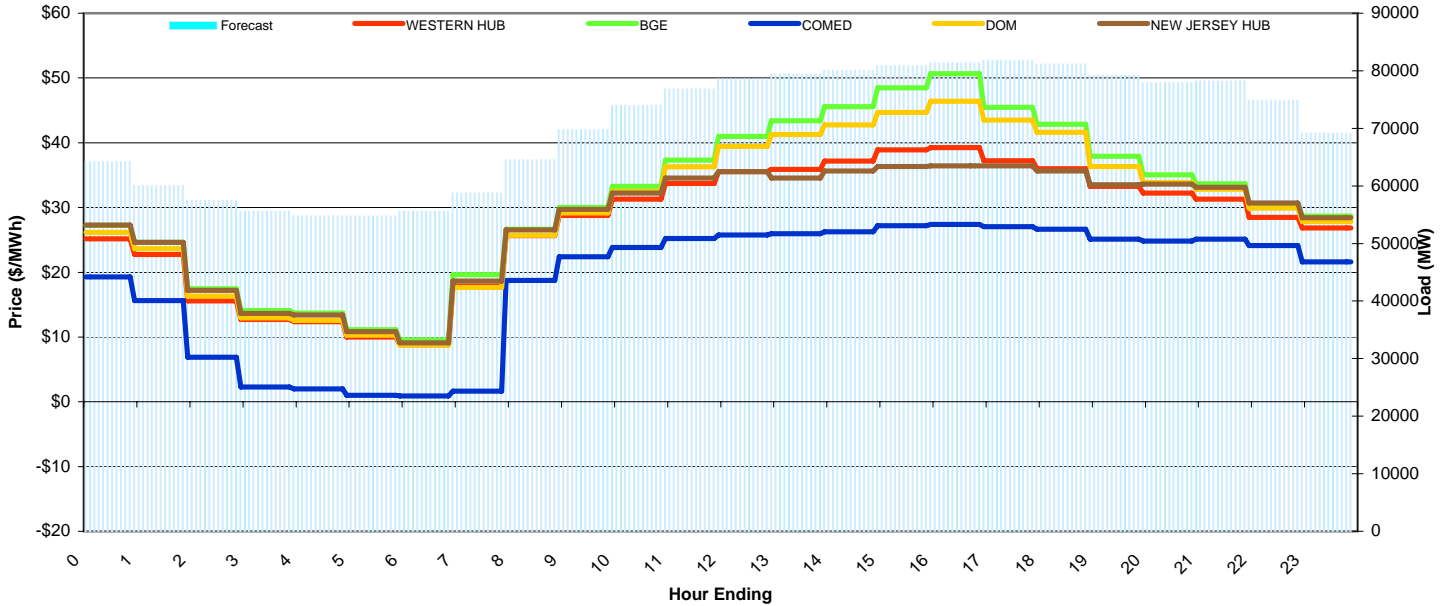
# PJM Daily Report

Saturday July 04, 2009

Price Color Codes: ≤0 >=100 >=200

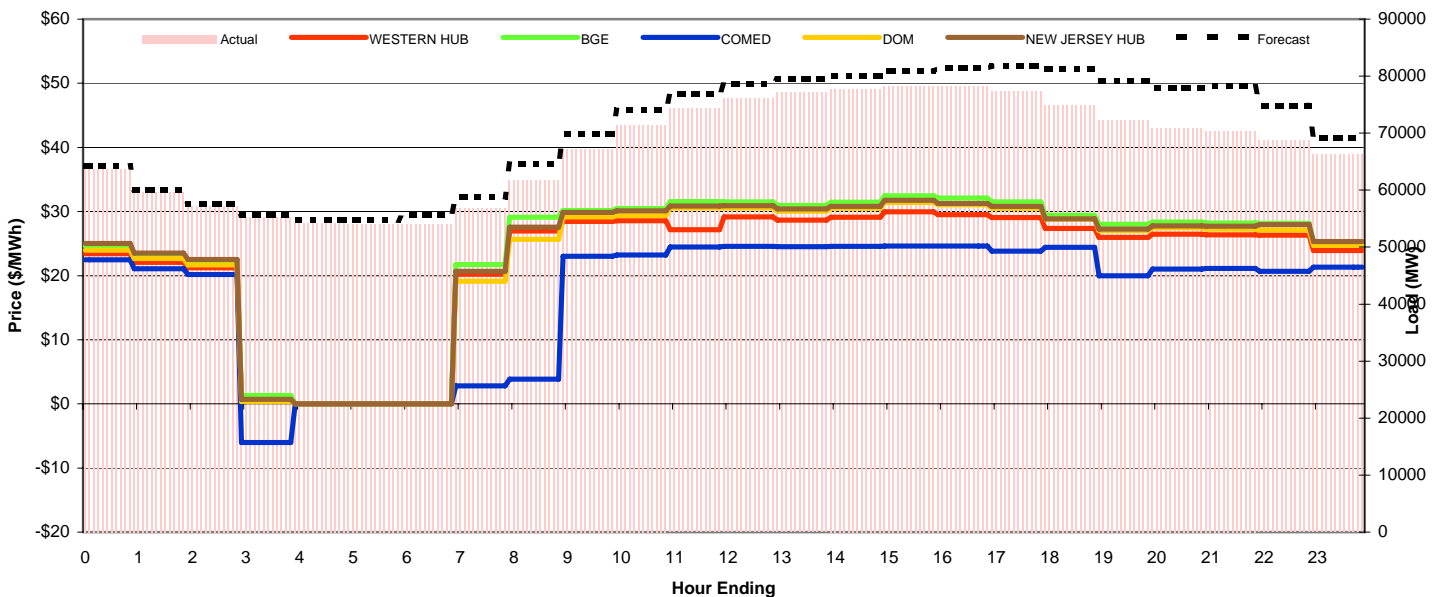
## Day-Ahead Prices and Forecast Load

	HE1	HE2	HE3	HE4	HE5	HE6	HE7	HE8	HE9	HE10	HE11	HE12	HE13	HE14	HE15	HE16	HE17	HE18	HE19	HE20	HE21	HE22	HE23	HE24	avg all/peak
WESTERN HUB	25.17	22.74	15.59	12.69	12.36	10.02	8.82	17.86	25.68	28.77	31.27	33.73	35.52	35.88	37.15	38.89	39.27	37.21	35.99	33.25	32.21	31.32	28.47	26.85	27 / 33
BGE	27.222	24.596	17.438	14.118	13.712	11.154	9.5401	19.612	26.653	29.986	33.256	37.298	40.954	43.4	45.55	48.469	50.66	45.474	42.84	37.905	35.031	33.662	30.619	28.652	31 / 38
COMED	19.291	15.64	6.8847	2.2674	2.0091	1.0103	0.9197	1.6372	18.763	22.397	23.845	25.203	25.751	25.951	26.241	27.209	27.4	27.056	26.633	25.12	24.806	25.129	24.134	21.598	19 / 24
DOM	26.129	23.618	16.343	12.95	12.582	10.298	8.7366	17.654	25.717	29.175	32.458	36.302	39.434	41.266	42.733	44.699	46.407	43.518	41.639	36.307	33.853	32.806	29.897	27.852	30 / 36
NEW JERSEY HUB	27.31	24.62	17.20	13.67	13.41	10.82	9.08	18.63	26.56	29.69	32.23	34.53	35.56	34.56	35.64	36.32	36.41	36.43	35.64	33.54	33.63	33.13	30.72	28.45	28 / 33
DA Forecast	64.2	60.0	57.5	55.6	54.8	54.8	55.6	58.8	64.5	69.8	74.0	76.8	78.6	79.4	80.0	80.9	81.4	81.8	81.2	79.2	77.9	78.2	74.9	69.2	70 / 76



## Preliminary Real-Time Prices with Forecasted and Actual System Load

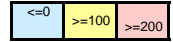
	HE1	HE2	HE3	HE4	HE5	HE6	HE7	HE8	HE9	HE10	HE11	HE12	HE13	HE14	HE15	HE16	HE17	HE18	HE19	HE20	HE21	HE22	HE23	HE24	avg all/peak
WESTERN HUB	23.40	22.07	21.21	0.75	0.00	0.00	0.00	20.23	26.97	28.45	28.54	27.17	29.16	28.67	29.09	29.94	29.51	29.04	27.38	25.97	26.45	26.34	26.32	23.93	22 / 27
BGE	24.637	23.189	22.162	1.3275	0	0	0	21.731	29.114	30.163	30.442	31.557	31.483	30.946	31.465	32.456	32.078	31.492	29.415	28.008	28.366	28.191	28.151	25.307	24 / 30
COMED	22.457	21.057	20.177	-6.036	0	0	0	2.8008	3.8751	22.995	23.226	24.467	24.558	24.539	24.568	24.635	24.633	23.818	24.399	19.999	21.032	21.112	20.683	21.327	17 / 21
DOM	23.989	22.666	21.696	0.3422	0	0	0	19.128	25.682	29.146	29.335	30.56	30.532	30.038	30.523	31.418	31.073	30.521	28.797	26.999	27.443	27.248	27.121	24.701	23 / 28
NEW JERSEY HUB	25.01	23.51	22.53	0.73	0.00	0.00	0.00	20.68	27.55	29.87	30.09	30.86	30.91	30.38	30.79	31.75	31.28	30.79	28.88	27.26	27.76	27.71	27.95	25.29	23 / 29
Percent Forecast	-0.87	-0.49	-0.57	-0.63	-0.89	-1.32	-2.94	-3.48	-4.46	-3.93	-3.71	-3.38	-3.29	-2.93	-2.90	-3.30	-3.91	-5.70	-8.26	-9.63	-9.83	-11.14	-8.92	-4.38	
RTLload	63.668	59.727	57.151	55.242	54.3	54.045	53.993	56.799	61.784	67.152	71.345	74.328	76.087	77.165	77.794	78.275	78.311	77.418	74.978	72.261	70.94	70.362	68.731	66.271	



# PJM Daily Report

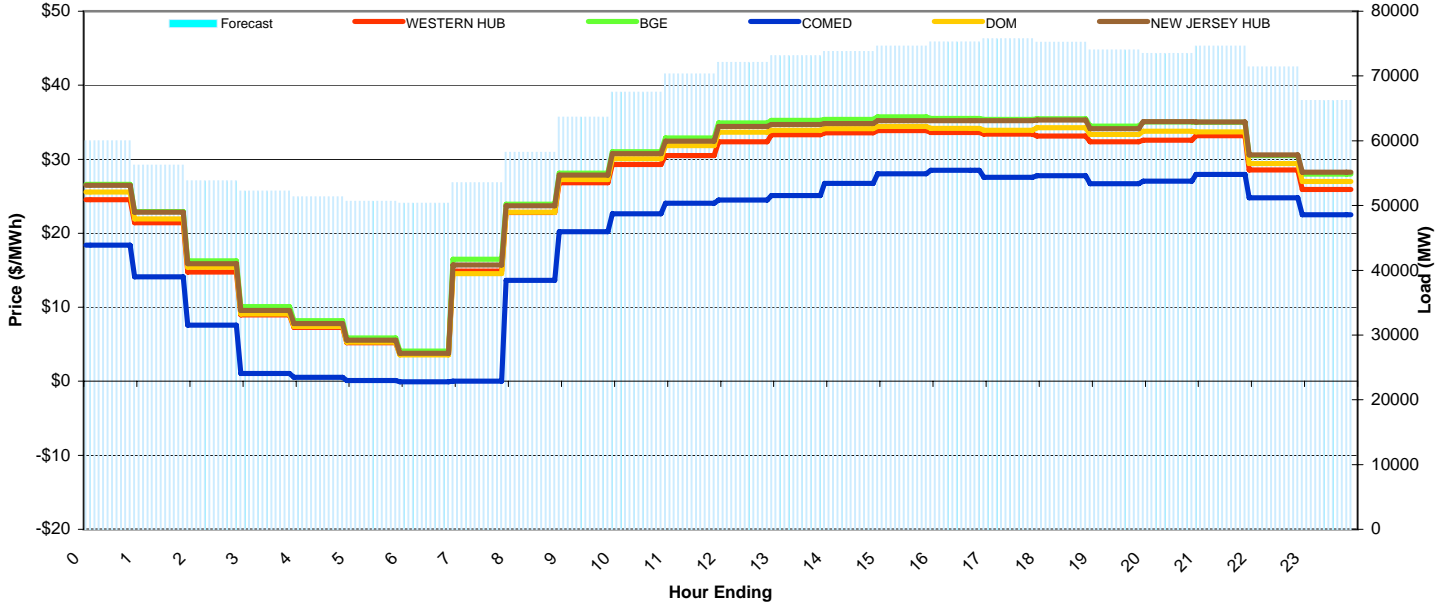
Sunday July 05, 2009

Price Color Codes:



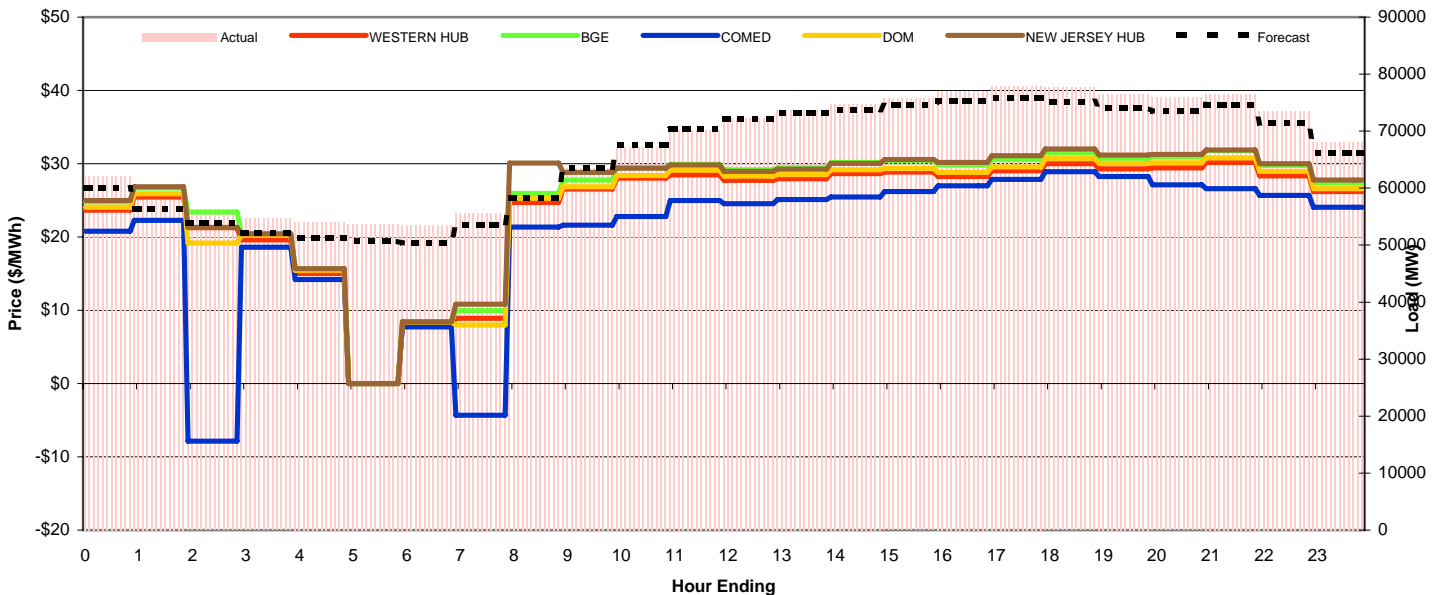
## Day-Ahead Prices and Forecast Load

	HE1	HE2	HE3	HE4	HE5	HE6	HE7	HE8	HE9	HE10	HE11	HE12	HE13	HE14	HE15	HE16	HE17	HE18	HE19	HE20	HE21	HE22	HE23	HE24	avg all/peak
WESTERN HUB	24.55	21.41	14.75	8.97	7.29	5.22	3.65	14.91	22.81	26.83	29.29	30.50	32.35	33.30	33.58	33.86	33.61	33.40	33.14	32.35	32.57	33.16	28.55	25.91	25 / 30
BGE	26.616	22.94	16.284	10.102	8.1922	5.8662	4.0754	16.504	23.944	28.128	31.03	32.877	34.928	35.266	35.386	35.729	35.498	35.386	35.482	34.498	35.056	34.99	30.49	27.987	27 / 32
COMED	18.409	14.116	7.5881	1.0357	0.5161	0.0841	-0.087	0.0105	13.655	20.218	22.638	24.05	24.505	25.111	26.746	28.041	28.515	27.581	27.78	26.712	27.034	27.952	24.807	22.497	18 / 23
DOM	25.564	21.954	15.406	9.1121	7.3959	5.3053	3.582	14.567	22.847	27.25	30.06	31.82	33.678	33.895	34.151	34.455	34.18	33.921	34.247	33.342	33.769	33.717	29.437	27.004	25 / 31
NEW JERSEY HUB	26.46	22.87	15.89	9.59	7.78	5.57	3.77	15.72	23.72	27.88	30.74	32.45	34.44	34.70	34.83	35.21	35.21	35.23	35.29	34.14	35.06	35.02	30.58	28.23	26 / 32
DA Forecast	60.0	56.2	53.8	52.2	51.3	50.7	50.4	53.5	58.2	63.6	67.5	70.3	72.1	73.1	73.8	74.6	75.2	75.8	75.2	74.0	73.5	74.6	71.4	66.2	65 / 70



## Preliminary Real-Time Prices with Forecasted and Actual System Load

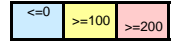
	HE1	HE2	HE3	HE4	HE5	HE6	HE7	HE8	HE9	HE10	HE11	HE12	HE13	HE14	HE15	HE16	HE17	HE18	HE19	HE20	HE21	HE22	HE23	HE24	avg all/peak
WESTERN HUB	23.67	25.48	21.25	19.60	15.02	0.00	8.12	8.92	24.73	26.55	28.03	28.49	27.71	27.96	28.63	28.88	28.27	29.03	30.00	29.29	29.45	30.17	28.33	26.22	24 / 27
BGE	24.825	26.685	23.421	20.4	15.607	0	8.422	9.9532	25.947	27.779	29.412	29.926	29.154	29.427	30.169	30.424	29.828	30.583	31.53	30.756	30.951	31.775	29.763	27.374	25 / 29
COMED	20.779	22.252	-7.881	18.593	14.188	0	7.708	-4.339	21.363	21.599	22.808	24.982	24.526	25.102	25.45	26.181	26.987	27.841	28.906	28.238	27.119	26.599	25.678	24.041	20 / 24
DOM	24.073	25.913	19.178	20.198	15.456	0	8.3642	8.0093	25.296	26.863	28.377	29.127	28.312	28.5	29.156	29.352	28.83	29.553	30.68	30.025	30.112	30.807	28.941	26.584	24 / 28
NEW JERSEY HUB	24.99	26.88	21.32	20.46	15.69	0.00	8.44	10.84	30.07	28.84	29.40	29.81	28.94	29.26	30.04	30.56	30.16	31.08	31.99	31.19	31.25	31.88	29.98	27.79	25 / 29
Percent Forecast	3.39	4.07	4.30	4.56	4.92	5.76	6.00	3.68	1.96	-0.10	-0.41	-0.14	0.22	0.84	1.32	1.47	2.39	2.77	3.12	3.28	3.20	2.45	2.91	2.77	
RTLoad	62.099	58.629	56.236	54.712	53.987	53.757	53.581	55.569	59.365	63.569	67.241	70.209	72.278	73.744	74.757	75.722	77.091	77.932	77.623	76.533	75.904	76.503	73.543	68.116	



# PJM Daily Report

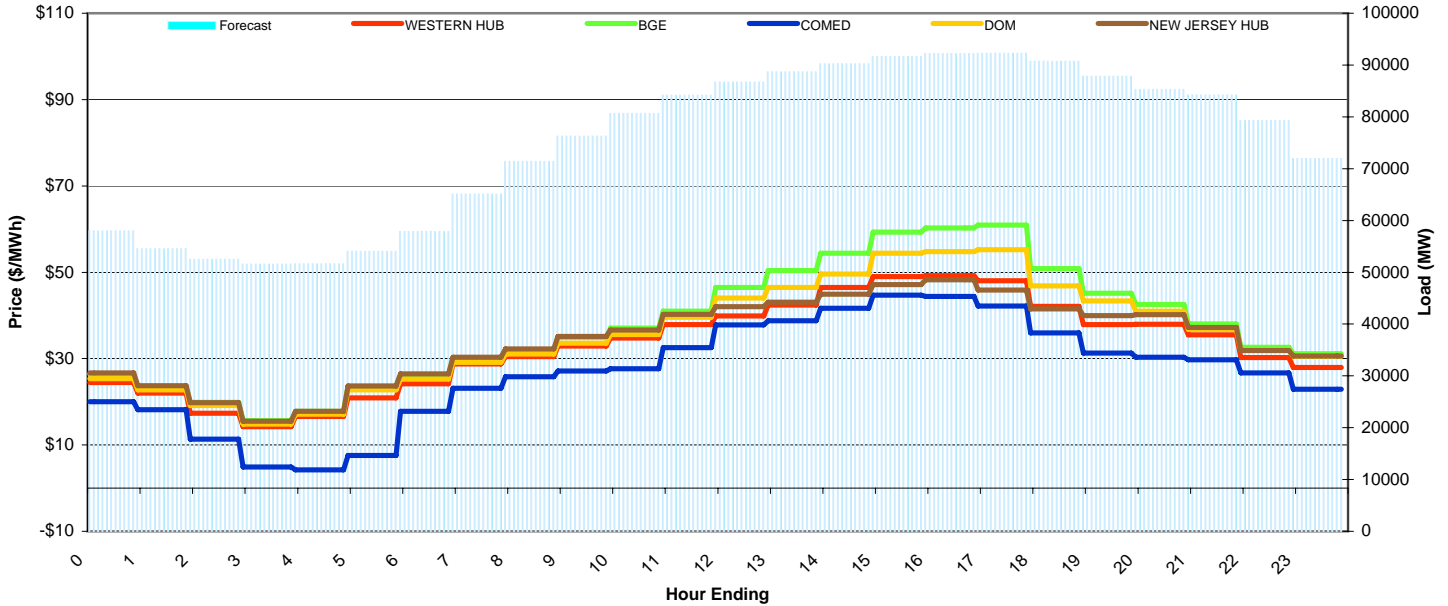
Monday July 06, 2009

Price Color Codes:



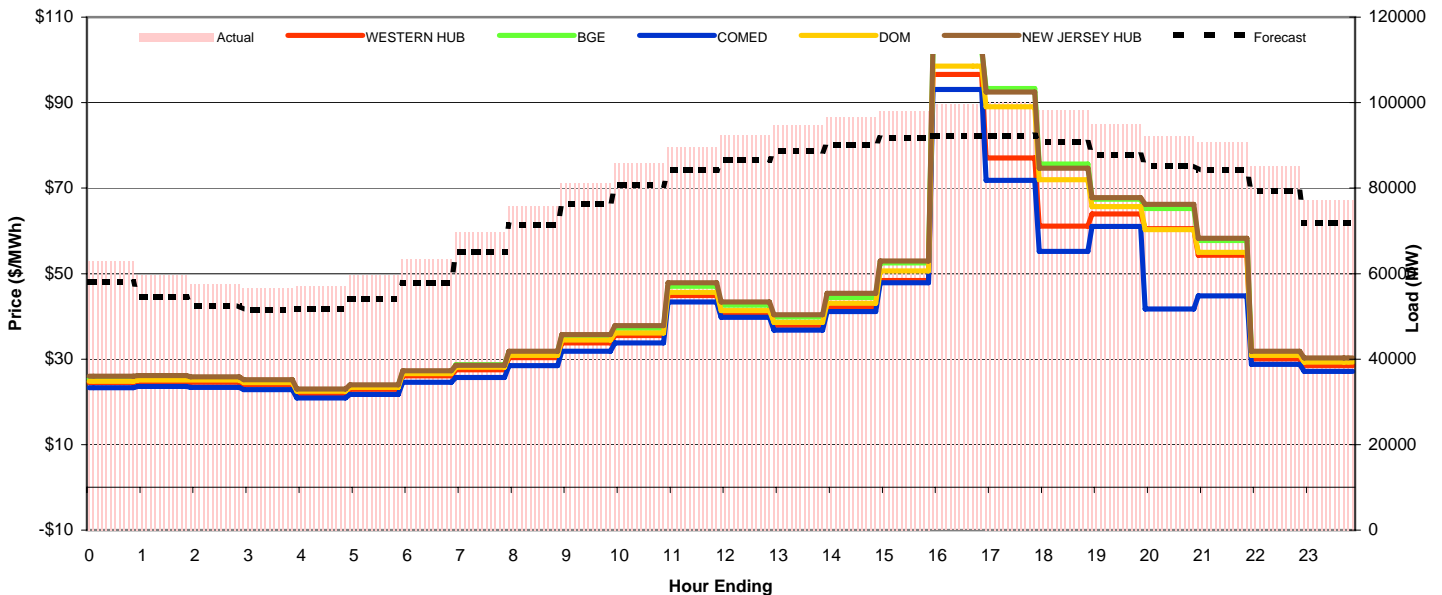
## Day-Ahead Prices and Forecast Load

	HE1	HE2	HE3	HE4	HE5	HE6	HE7	HE8	HE9	HE10	HE11	HE12	HE13	HE14	HE15	HE16	HE17	HE18	HE19	HE20	HE21	HE22	HE23	HE24	avg all/peak
WESTERN HUB	24.47	22.02	17.38	14.25	16.63	20.92	24.16	28.79	30.43	32.91	34.79	37.88	39.88	42.43	46.51	49.00	49.20	48.00	42.07	37.89	37.93	35.53	30.23	27.94	33 / 39
BGE	26.395	23.485	19.89	15.655	17.766	23.618	26.329	30.065	32.044	34.929	37.04	41.001	46.46	50.4	54.43	59.28	60.269	60.905	50.889	45.163	42.55	38.046	32.652	31.132	38 / 45
COMED	20.016	18.183	11.321	4.8971	4.2501	7.5553	17.803	23.134	25.791	27.14	27.688	32.575	37.794	38.8	41.671	44.688	44.431	42.167	35.973	31.259	30.314	29.747	26.683	22.92	27 / 34
DOM	25.336	22.763	19.139	14.862	17.13	22.754	25.315	29.169	31.039	33.606	35.562	39.575	44.057	46.457	49.565	54.443	54.755	55.192	46.819	43.33	40.969	36.736	31.858	30.513	35 / 42
NEW JERSEY HUB	26.67	23.72	19.78	15.53	17.80	23.64	26.47	30.29	32.25	35.13	36.61	40.28	42.06	43.07	44.93	47.16	48.26	45.86	41.54	39.95	40.21	37.20	31.88	30.62	34 / 40
DA Forecast	58.0	54.5	52.5	51.6	51.6	54.0	57.9	65.1	71.4	76.3	80.7	84.2	86.7	88.7	90.2	91.6	92.2	92.3	90.7	87.8	85.3	84.3	79.3	71.9	75 / 84



## Preliminary Real-Time Prices with Forecasted and Actual System Load

	HE1	HE2	HE3	HE4	HE5	HE6	HE7	HE8	HE9	HE10	HE11	HE12	HE13	HE14	HE15	HE16	HE17	HE18	HE19	HE20	HE21	HE22	HE23	HE24	avg all/peak
WESTERN HUB	24.51	24.74	24.59	23.99	21.98	22.90	26.07	27.49	30.33	33.78	35.51	44.85	40.68	37.89	42.20	48.40	96.64	77.03	61.10	63.97	60.52	54.33	30.06	28.50	41 / 49
BGE	25.436	25.659	25.481	24.837	22.771	23.744	27.081	28.694	31.764	35.437	37.227	47.048	42.637	39.855	44.411	52.503	102.27	93.287	75.616	67.402	65.204	57.737	31.534	29.932	44 / 53
COMED	23.303	23.584	23.412	22.835	20.903	21.751	24.615	25.731	28.454	31.879	33.773	43.391	39.768	36.801	41.123	47.898	93.104	71.79	55.207	61.035	41.715	44.815	28.773	27.159	38 / 45
DOM	24.782	25.129	25.096	24.51	22.476	23.409	26.639	28.094	30.909	34.431	36.091	45.623	41.366	38.604	43.103	50.661	98.519	89.069	71.95	65.66	60.3	55.001	30.872	29.276	43 / 51
NEW JERSEY HUB	26.02	26.16	25.88	25.20	23.02	23.97	27.24	28.57	31.83	35.77	37.82	47.89	43.39	40.39	45.38	52.94	103.29	92.46	74.66	67.74	66.18	58.30	31.84	30.24	44 / 54
Percent Forecast	7.88	8.54	8.91	8.94	9.71	9.36	8.63	6.73	5.85	6.07	6.15	6.11	6.15	6.40	6.73	6.61	7.37	7.76	7.79	7.54	7.44	7.26	6.84	6.76	
RTLoad	62.932	59.643	57.609	56.636	57.176	59.611	63.369	69.767	75.811	81.22	85.974	89.656	92.401	94.781	96.75	98.128	99.582	100.08	98.373	94.988	92.135	90.871	85.118	77.164	



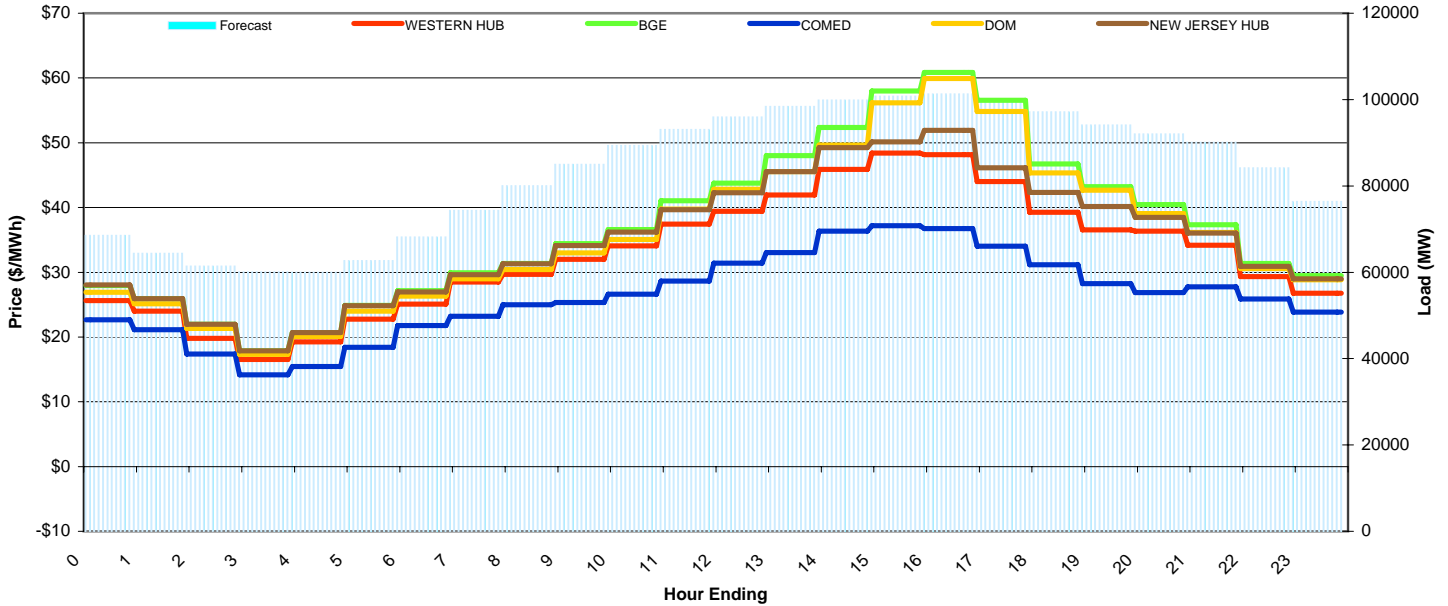
# PJM Daily Report

Tuesday July 07, 2009

Price Color Codes: ≤0 ≥100 ≥200

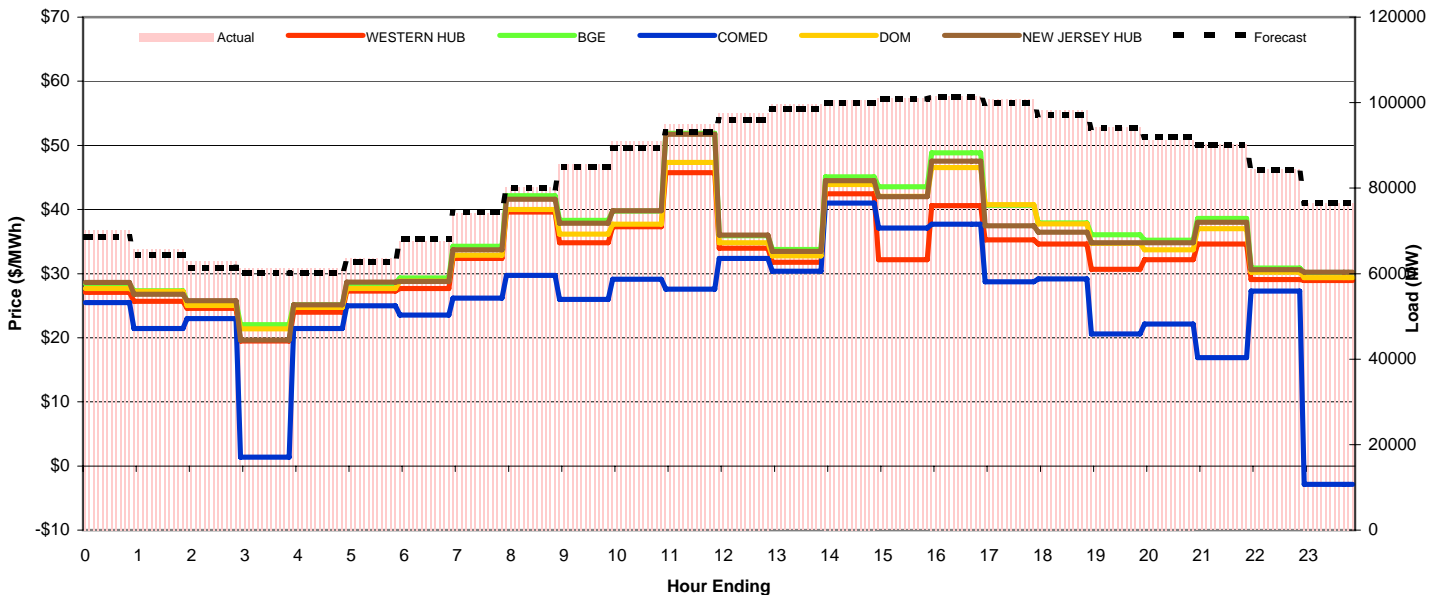
## Day-Ahead Prices and Forecast Load

	HE1	HE2	HE3	HE4	HE5	HE6	HE7	HE8	HE9	HE10	HE11	HE12	HE13	HE14	HE15	HE16	HE17	HE18	HE19	HE20	HE21	HE22	HE23	HE24	avg all/peak
WESTERN HUB	25.64	24.00	19.79	16.54	19.24	22.75	25.06	28.48	29.67	32.00	34.10	37.43	39.40	41.92	45.87	48.41	48.16	44.00	39.25	36.54	36.36	34.17	29.35	26.75	33 / 38
BGE	27.935	25.908	21.983	17.877	20.677	24.91	27.177	29.941	31.371	34.417	36.618	41.033	43.752	48.033	52.353	57.98	60.859	56.57	46.703	43.23	40.43	37.318	31.374	29.49	37 / 43
COMED	22.67	21.117	17.356	14.164	15.444	18.397	21.76	23.198	24.965	25.346	26.596	28.625	31.422	33.051	36.357	37.21	36.731	34.004	31.162	28.223	26.862	27.746	25.896	23.857	26 / 30
DOM	26.927	25.138	21.341	17.349	20.091	23.981	26.313	28.998	30.42	33.007	35.046	39.76	42.834	45.546	49.655	56.167	59.933	54.834	45.324	42.669	39.067	36.16	30.552	28.839	36 / 42
NEW JERSEY HUB	28.04	25.94	21.95	17.89	20.70	24.85	26.95	29.63	31.31	34.11	36.21	39.66	42.28	45.53	49.25	50.14	51.91	46.15	42.35	40.18	38.46	36.04	30.89	29.00	35 / 40
DA Forecast	68.5	64.4	61.4	60.1	60.1	62.7	68.2	74.3	80.0	85.0	89.4	93.1	96.0	98.5	99.9	100.8	101.3	99.9	97.1	94.2	92.0	90.2	84.2	76.4	83 / 92



## Preliminary Real-Time Prices with Forecasted and Actual System Load

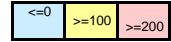
	HE1	HE2	HE3	HE4	HE5	HE6	HE7	HE8	HE9	HE10	HE11	HE12	HE13	HE14	HE15	HE16	HE17	HE18	HE19	HE20	HE21	HE22	HE23	HE24	avg all/peak
WESTERN HUB	27.10	25.70	24.59	19.48	23.98	27.28	27.68	32.36	39.61	34.80	37.33	45.73	33.96	31.79	42.43	32.18	40.60	35.25	34.63	30.69	32.16	34.59	29.08	28.93	32 / 35
BGE	28.409	27.306	25.625	22.021	25.143	28.468	29.317	34.262	42.144	38.312	39.776	51.899	35.922	33.766	45.118	43.527	48.841	40.642	37.927	36.04	35.229	38.62	30.894	30.195	35 / 40
COMED	25.478	21.451	22.992	1.3701	21.436	24.987	23.556	26.187	29.703	25.959	29.146	27.601	32.392	30.396	41.026	37.091	37.693	28.713	29.164	20.593	22.122	16.886	27.299	-2.845	25 / 29
DOM	27.69	27.25	25.019	21.414	24.717	27.681	28.846	32.846	40.006	36.166	37.726	47.337	34.803	32.746	43.92	42.035	46.548	40.739	37.773	34.702	33.704	37.005	30.242	29.401	34 / 38
NEW JERSEY HUB	28.64	26.79	25.80	19.65	25.11	28.66	28.78	33.72	41.62	37.87	39.81	51.74	36.04	33.48	44.51	41.99	47.55	37.46	36.44	34.84	34.80	38.02	30.61	30.21	35 / 39
Percent Forecast	2.52	2.16	2.36	1.92	2.14	1.43	-0.75	-0.34	0.29	0.83	1.73	1.93	1.56	1.11	0.71	0.18	0.16	0.89	1.11	0.27	-0.83	0.03	0.24	0.12	
RTLoad	70.313	65.824	62.906	61.254	61.381	63.649	67.674	74.092	80.28	85.693	90.974	94.934	97.521	99.558	100.61	101	101.5	100.77	98.228	94.407	91.266	90.174	84.379	76.532	



# PJM Daily Report

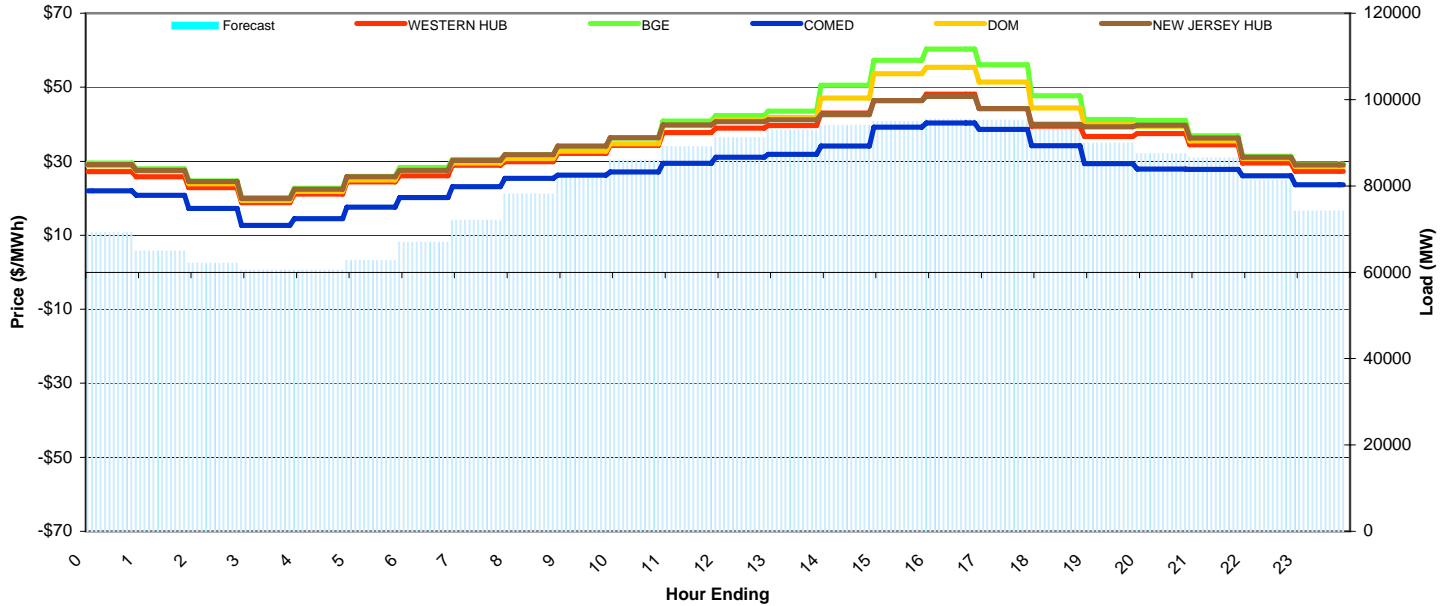
Wednesday July 08, 2009

Price Color Codes:



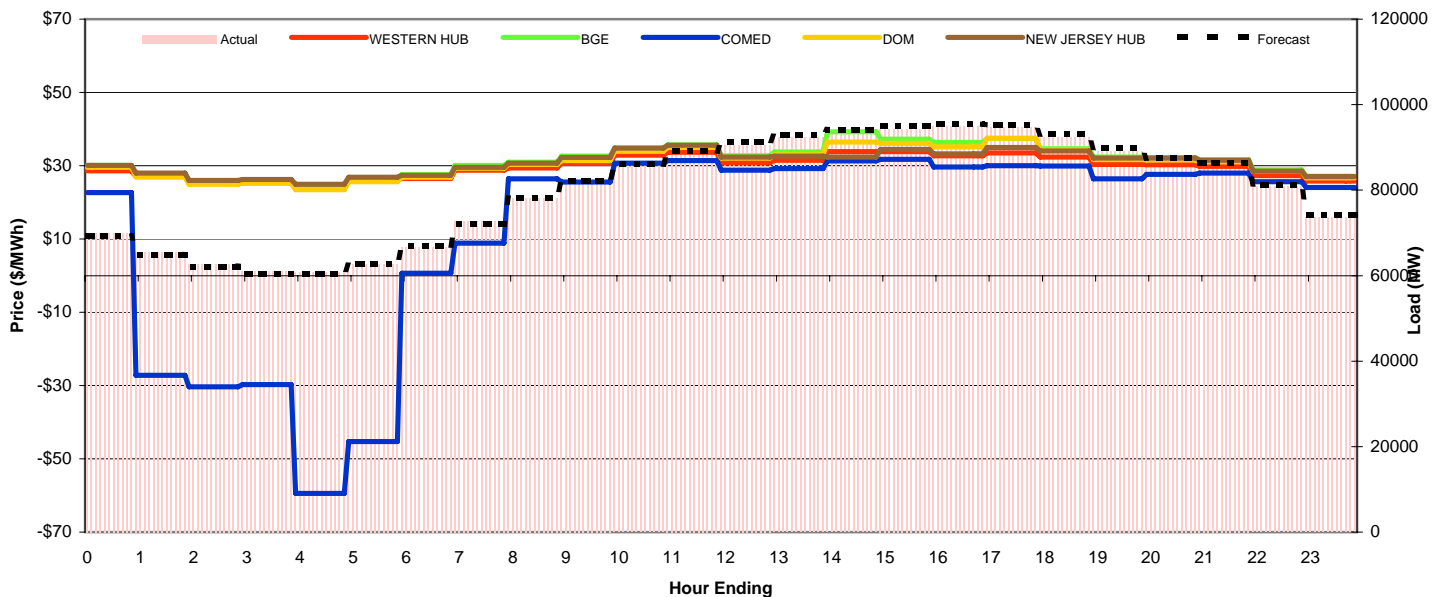
## Day-Ahead Prices and Forecast Load

	HE1	HE2	HE3	HE4	HE5	HE6	HE7	HE8	HE9	HE10	HE11	HE12	HE13	HE14	HE15	HE16	HE17	HE18	HE19	HE20	HE21	HE22	HE23	HE24	avg all/peak
WESTERN HUB	27.17	25.78	22.83	18.77	21.18	24.44	26.11	28.95	29.87	32.14	34.26	37.78	38.92	39.69	43.01	46.40	48.15	44.21	39.44	36.71	37.46	34.42	29.52	27.30	32 / 38
BGE	29.561	28.008	24.7	20.171	22.659	25.937	28.299	30.446	31.661	33.914	36.282	40.869	42.293	43.534	50.586	57.291	60.3	56.099	47.713	41.267	41.041	36.873	31.381	29.289	37 / 43
COMED	22.047	20.803	17.22	12.663	14.509	17.596	20.18	23.138	25.389	26.211	27.093	29.403	31.074	31.883	34.074	39.238	40.371	38.643	34.159	29.383	27.876	27.803	26.104	23.679	27 / 31
DOM	28.766	27.353	23.878	19.398	21.856	24.969	27.482	29.569	30.752	32.712	34.759	39.64	41.19	41.824	47.071	53.641	55.418	51.415	44.37	39.935	39.371	35.54	30.74	28.582	35 / 40
NEW JERSEY HUB	29.13	27.53	24.49	19.95	22.42	25.81	27.51	30.20	31.75	34.09	36.39	39.82	40.67	41.18	42.61	46.41	47.53	44.19	39.99	39.28	39.74	36.29	31.06	29.02	34 / 39
DA Forecast	69.1	64.9	62.1	60.5	60.5	62.7	66.9	72.0	78.1	82.2	86.0	89.1	91.2	93.0	94.1	95.0	95.4	95.2	93.1	89.9	87.5	86.5	81.3	74.2	80 / 88



## Preliminary Real-Time Prices with Forecasted and Actual System Load

	HE1	HE2	HE3	HE4	HE5	HE6	HE7	HE8	HE9	HE10	HE11	HE12	HE13	HE14	HE15	HE16	HE17	HE18	HE19	HE20	HE21	HE22	HE23	HE24	avg all/peak
WESTERN HUB	28.61	27.07	25.23	25.49	24.37	26.15	26.47	28.75	29.37	30.65	32.87	33.64	30.80	31.44	33.80	33.87	32.67	33.54	32.33	30.36	30.24	29.84	27.32	25.84	30 / 31
BGE	30.086	27.83	25.827	26.04	24.556	26.636	27.55	30.126	30.981	32.587	34.809	35.667	32.717	33.793	39.217	37.256	36.406	37.397	34.647	32.397	32.18	31.642	28.852	27.147	32 / 34
COMED	22.681	-27.22	-30.31	-29.71	-59.4	-45.32	0.6131	8.869	26.399	25.541	30.683	31.418	28.758	29.215	31.301	31.764	29.663	29.968	29.903	26.454	27.634	27.955	25.657	24.095	12 / 28
DOM	29.546	26.971	24.966	25.178	23.469	25.596	26.865	29.296	30.307	31.406	33.954	34.935	32.118	33	36.479	36.075	35.182	37.475	34.308	31.695	31.558	31.071	28.414	26.643	31 / 33
NEW JERSEY HUB	30.05	28.02	26.02	26.23	24.90	26.85	27.35	29.59	30.68	32.23	34.83	35.63	32.40	32.63	32.37	34.47	33.26	35.00	34.04	32.11	32.06	31.53	28.54	27.04	31 / 33
Percent Forecast	1.14	0.94	0.94	0.85	0.67	-0.02	-0.40	1.02	0.13	0.29	0.28	-0.36	-0.73	-0.74	-0.63	-0.65	-0.49	-0.51	-0.62	-0.90	-0.83	-0.23	-0.54	-0.75	
RTLoad	69.941	65.548	62.696	60.991	60.882	62.715	66.655	72.774	78.223	82.411	86.235	88.76	90.507	92.302	93.501	94.368	94.982	94.758	92.507	89.139	86.745	86.293	80.85	73.621	

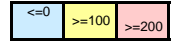




# PJM Daily Report

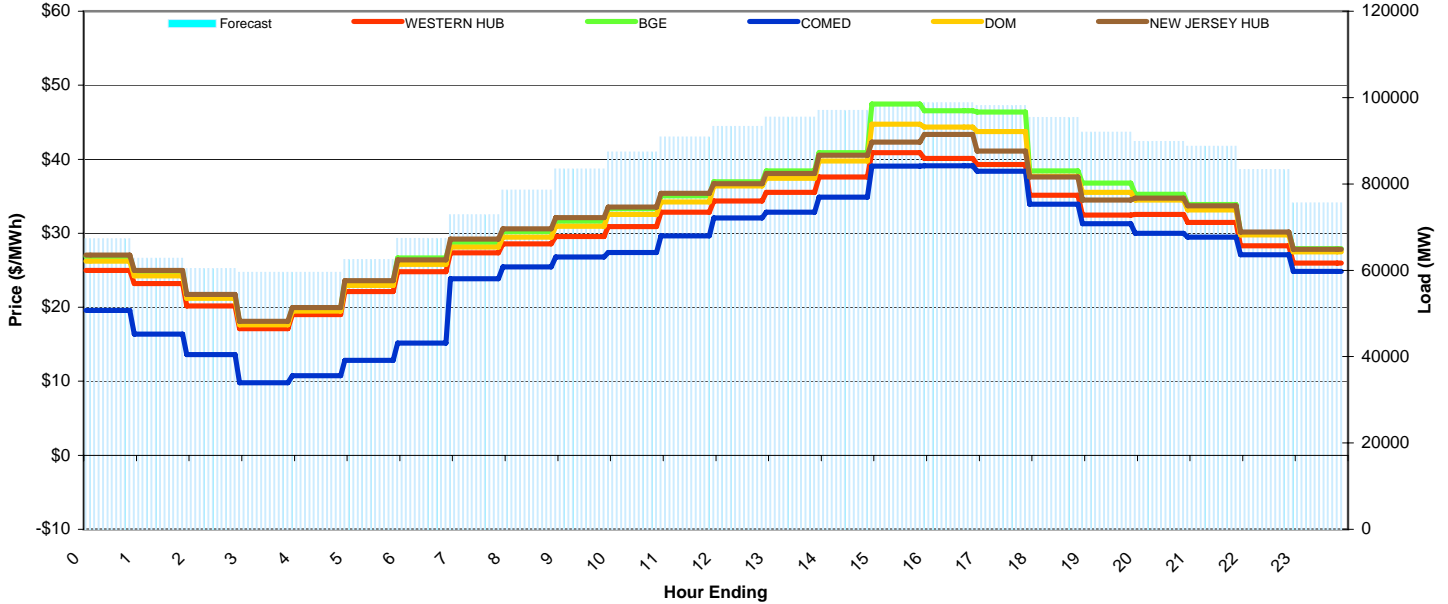
Thursday July 09, 2009

Price Color Codes:



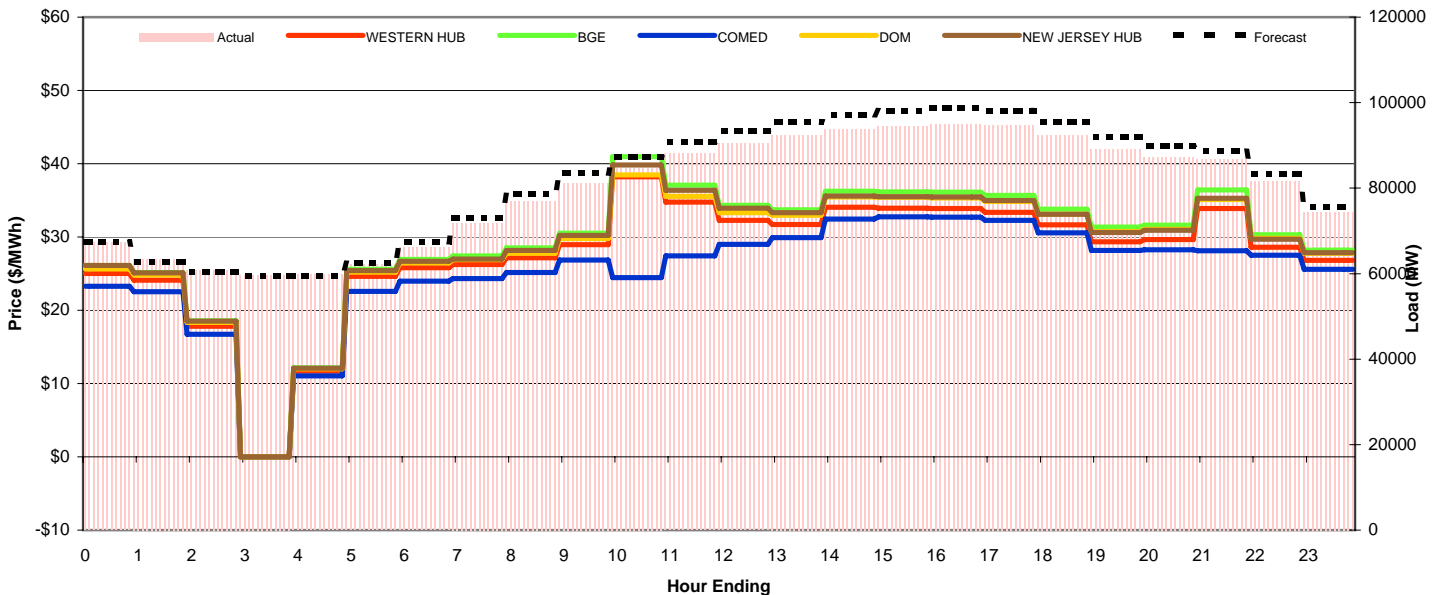
## Day-Ahead Prices and Forecast Load

	HE1	HE2	HE3	HE4	HE5	HE6	HE7	HE8	HE9	HE10	HE11	HE12	HE13	HE14	HE15	HE16	HE17	HE18	HE19	HE20	HE21	HE22	HE23	HE24	avg all/peak
WESTERN HUB	24.98	23.23	20.18	17.09	19.00	22.14	24.80	27.36	28.58	29.55	30.88	32.84	34.35	35.55	37.58	40.90	40.11	39.29	35.12	32.47	32.56	31.47	28.29	25.98	30 / 34
BGE	26.886	24.768	21.534	17.916	19.819	23.468	26.659	28.794	30.225	31.642	33.317	35.069	36.972	38.434	40.87	47.44	46.571	46.398	38.405	36.761	35.259	33.883	30.065	27.916	32 / 37
COMED	19.555	16.384	13.612	9.8099	10.742	12.823	15.162	23.838	25.454	26.802	27.38	29.632	32.081	32.862	34.9	39.052	39.127	38.383	33.927	31.309	29.996	29.456	27.095	24.846	26 / 31
DOM	26.215	24.232	21.196	17.627	19.507	22.927	25.788	28.147	29.474	30.944	32.555	34.25	36.384	37.435	39.768	44.747	44.353	43.764	37.701	35.536	34.501	33.144	29.759	27.474	32 / 36
NEW JERSEY HUB	27.05	24.96	21.73	18.09	19.96	23.58	26.42	29.23	30.59	32.13	33.56	35.40	36.71	38.06	40.52	42.32	43.37	41.11	37.60	34.49	34.77	33.71	30.15	27.85	32 / 36
DA Forecast	67.3	62.8	60.4	59.5	59.5	62.5	67.4	72.9	78.5	83.5	87.4	90.9	93.3	95.5	97.0	98.2	98.8	98.1	95.4	92.0	89.8	88.8	83.3	75.6	82 / 90



## Preliminary Real-Time Prices with Forecasted and Actual System Load

	HE1	HE2	HE3	HE4	HE5	HE6	HE7	HE8	HE9	HE10	HE11	HE12	HE13	HE14	HE15	HE16	HE17	HE18	HE19	HE20	HE21	HE22	HE23	HE24	avg all/peak
WESTERN HUB	25.01	24.12	17.83	0.00	11.69	24.62	25.81	26.22	27.15	28.96	38.22	34.77	32.25	31.72	34.05	33.92	33.87	33.38	31.65	29.36	29.67	33.88	28.62	26.80	28 / 32
BGE	26.135	25.168	18.568	0	12.137	25.597	26.941	27.438	28.5	30.531	40.962	37.077	34.313	33.733	36.237	36.169	36.126	35.655	33.787	31.338	31.614	36.398	30.288	28.227	29 / 34
COMED	23.294	22.521	16.72	0	11.06	22.568	23.988	24.337	25.154	26.835	24.442	27.437	28.986	29.925	32.462	32.732	32.686	32.253	30.575	28.185	28.242	28.129	27.492	25.582	25 / 29
DOM	25.647	24.792	18.324	0	11.991	25.21	26.467	26.891	27.755	29.76	38.472	35.539	33.341	32.962	35.479	35.436	35.309	34.854	33.109	30.747	31.032	35.126	29.81	27.795	29 / 33
NEW JERSEY HUB	26.13	25.11	18.50	0.00	12.08	25.44	26.67	26.99	28.15	30.24	39.80	36.37	33.91	33.32	35.60	35.49	35.47	34.99	33.11	30.60	30.92	35.30	29.70	27.84	29 / 33
Percent Forecast	0.05	1.00	0.75	0.10	0.44	-0.48	-1.84	-1.42	-2.01	-2.83	-3.13	-3.15	-3.17	-3.22	-3.37	-3.82	-3.87	-3.63	-3.22	-3.11	-2.95	-2.30	-1.93	-1.42	
RTLload	67.334	63.423	60.893	59.556	59.795	62.169	66.138	71.872	76.994	81.162	84.738	88.088	90.425	92.516	93.859	94.546	95.104	94.677	92.39	89.194	87.261	86.755	81.703	74.517	



# PJM Daily Report

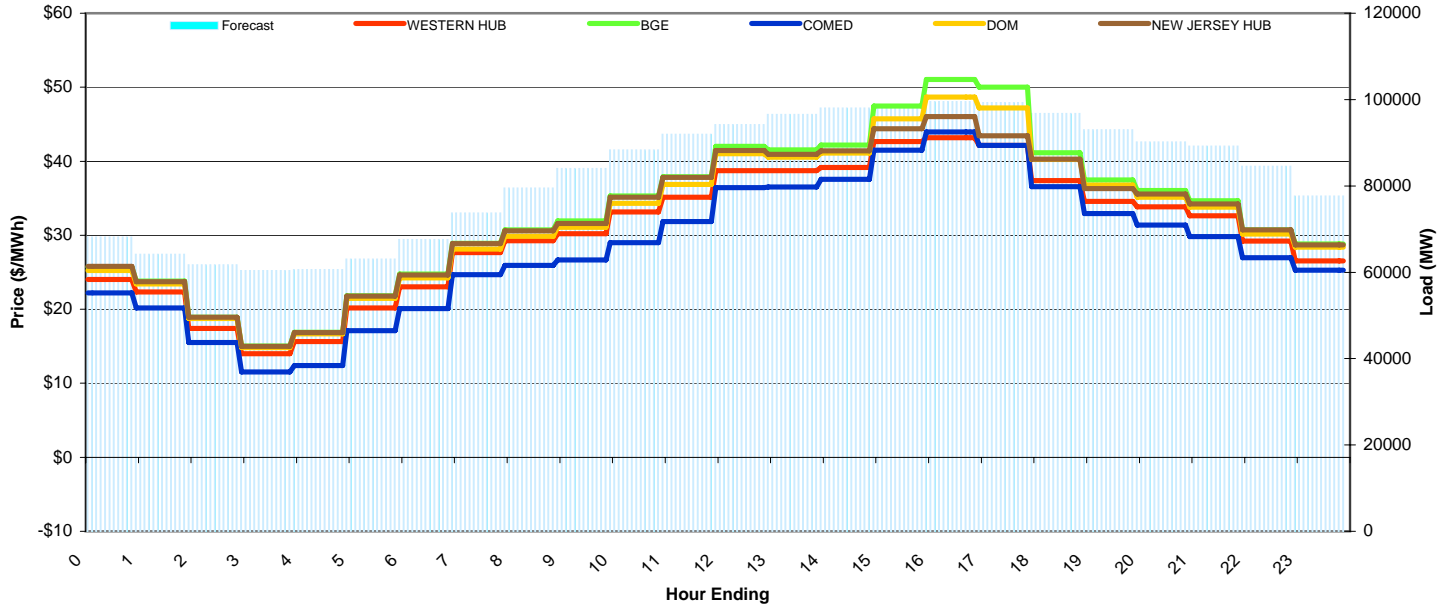
Friday July 10, 2009

Price Color Codes:

≤0	≥100	≥200
----	------	------

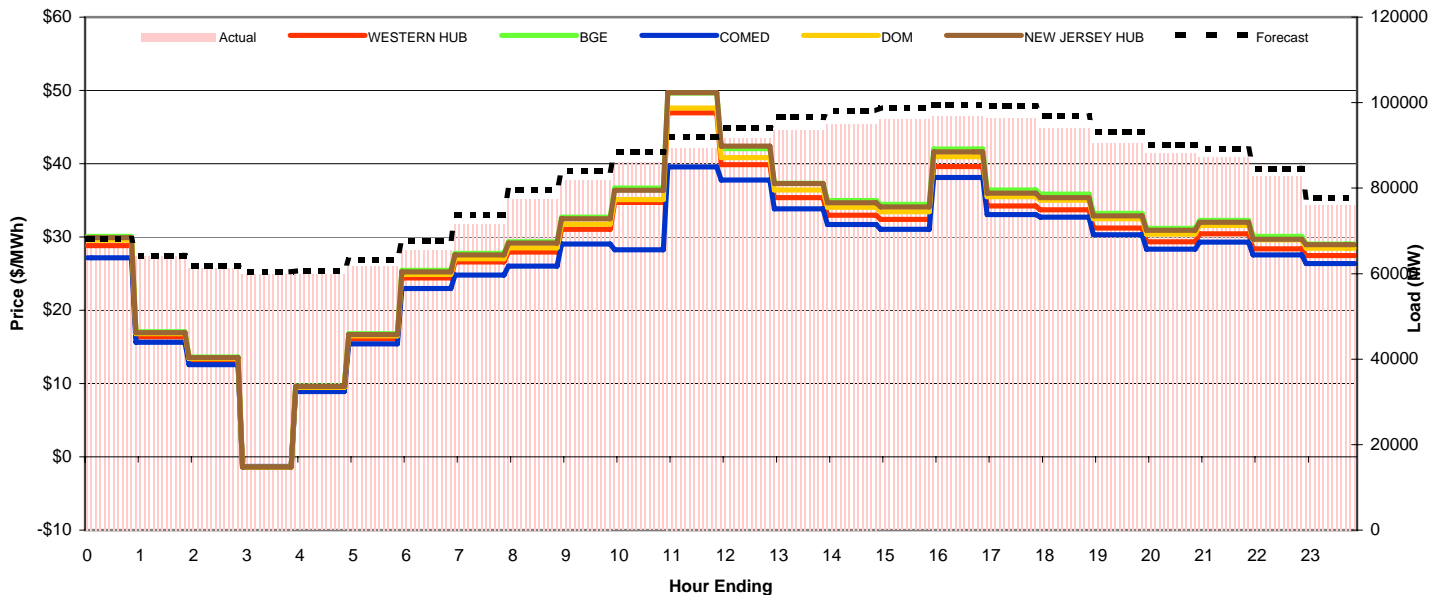
## Day-Ahead Prices and Forecast Load

	HE1	HE2	HE3	HE4	HE5	HE6	HE7	HE8	HE9	HE10	HE11	HE12	HE13	HE14	HE15	HE16	HE17	HE18	HE19	HE20	HE21	HE22	HE23	HE24	avg all/peak
WESTERN HUB	24.02	22.34	17.41	13.99	15.66	20.17	23.04	27.66	29.27	30.22	33.13	35.15	38.74	38.75	39.18	42.66	43.18	42.15	37.39	34.60	33.86	32.64	29.20	26.52	30 / 35
BGE	25.731	23.795	18.916	15.016	16.881	21.81	24.771	28.91	30.728	31.934	35.318	37.898	42.017	41.555	42.17	47.477	51.041	50.034	41.131	37.467	36.03	34.65	30.741	28.811	33 / 39
COMED	22.227	20.165	15.522	11.515	12.402	17.129	20.107	24.659	25.932	26.679	28.992	31.855	36.419	36.516	37.58	41.498	43.956	42.158	36.576	32.933	31.375	29.839	26.979	25.262	28 / 33
DOM	25.217	23.443	18.737	14.823	16.672	21.487	24.253	28.152	29.884	31.059	34.339	36.888	41.041	40.53	41.085	45.713	48.651	47.194	40.221	36.77	35.14	33.785	30.148	28.384	32 / 38
NEW JERSEY HUB	25.79	23.72	18.93	14.98	16.86	21.79	24.62	28.85	30.58	31.61	35.12	37.84	41.44	40.95	41.42	44.39	46.02	43.45	40.29	36.32	35.57	34.22	30.75	28.71	32 / 37
DA Forecast	68.2	64.2	61.7	60.4	60.6	63.1	67.6	73.8	79.5	84.0	88.4	92.0	94.2	96.6	98.1	98.8	99.5	99.3	96.8	93.0	90.2	89.3	84.6	77.7	83 / 91



## Preliminary Real-Time Prices with Forecasted and Actual System Load

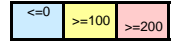
	HE1	HE2	HE3	HE4	HE5	HE6	HE7	HE8	HE9	HE10	HE11	HE12	HE13	HE14	HE15	HE16	HE17	HE18	HE19	HE20	HE21	HE22	HE23	HE24	avg all/peak
WESTERN HUB	28.80	16.39	13.10	-1.36	9.30	16.13	24.41	26.61	27.95	31.04	34.73	46.94	39.85	35.36	32.96	32.39	39.60	34.24	33.70	31.24	29.34	30.44	28.40	27.48	28 / 33
BGE	30.106	17.077	13.613	-1.405	9.631	16.811	25.439	27.785	29.326	32.691	36.697	49.647	42.049	37.357	34.96	34.433	42.026	36.438	35.869	33.217	31.179	32.285	30.104	29.043	29 / 35
COMED	27.18	15.634	12.568	-1.301	8.9043	15.396	22.983	24.815	26.017	29.018	28.252	39.577	37.773	33.848	31.715	31.05	38.122	33.069	32.722	30.294	28.322	29.312	27.544	26.373	26 / 31
DOM	29.551	16.804	13.423	-1.383	9.4758	16.509	24.888	27.037	28.505	31.741	35.109	47.61	40.845	36.417	34.059	33.461	40.942	35.512	35.028	32.474	30.4	31.58	29.601	28.463	29 / 34
NEW JERSEY HUB	29.91	16.93	13.52	-1.40	9.60	16.69	25.22	27.57	29.15	32.49	36.37	49.69	42.39	37.31	34.68	34.10	41.63	36.00	35.39	32.90	30.90	31.99	29.70	28.93	29 / 35
Percent Forecast	0.27	-0.15	-0.49	-0.90	-1.38	-2.06	-3.13	-2.97	-2.77	-2.65	-2.78	-2.92	-2.74	-3.18	-3.21	-2.94	-2.64	-3.07	-2.90	-2.73	-2.32	-2.19	-2.14	-2.01	
RTLload	68.346	64.129	61.407	59.9	59.822	61.816	65.559	71.644	77.373	81.855	85.993	89.361	91.668	93.584	95.004	96.013	96.95	96.334	94.099	90.547	88.194	87.344	82.807	76.143	



# PJM Daily Report

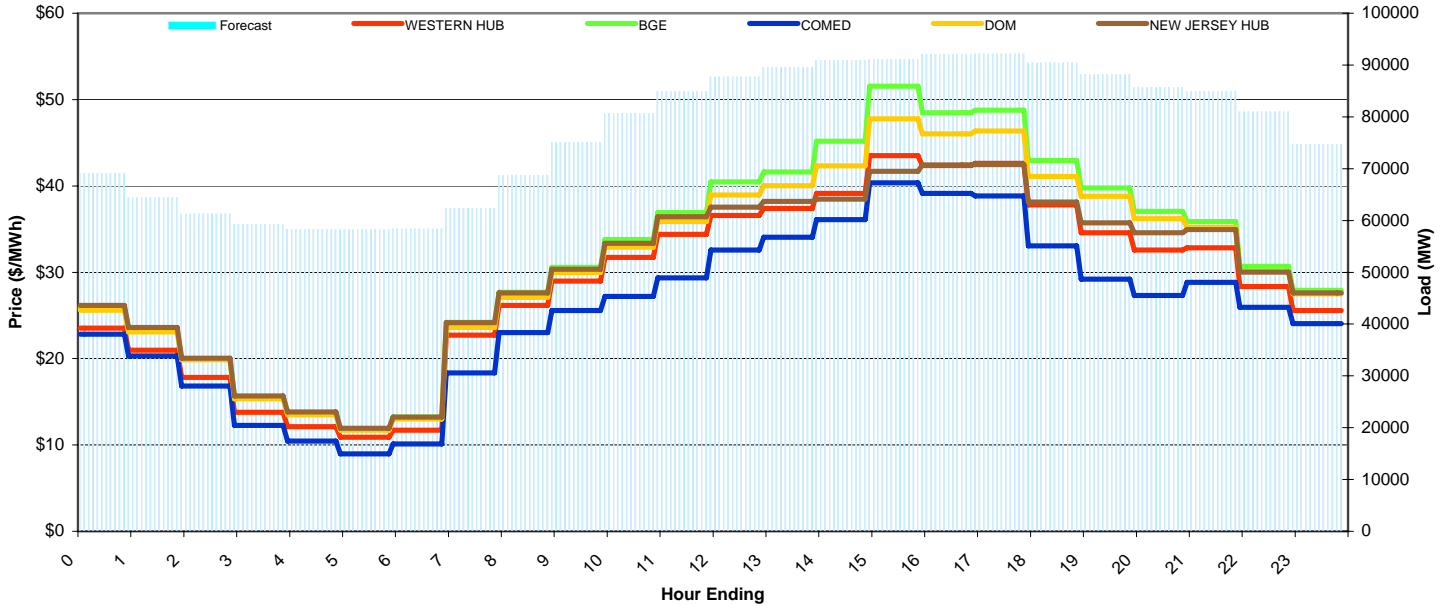
Saturday July 11, 2009

Price Color Codes:



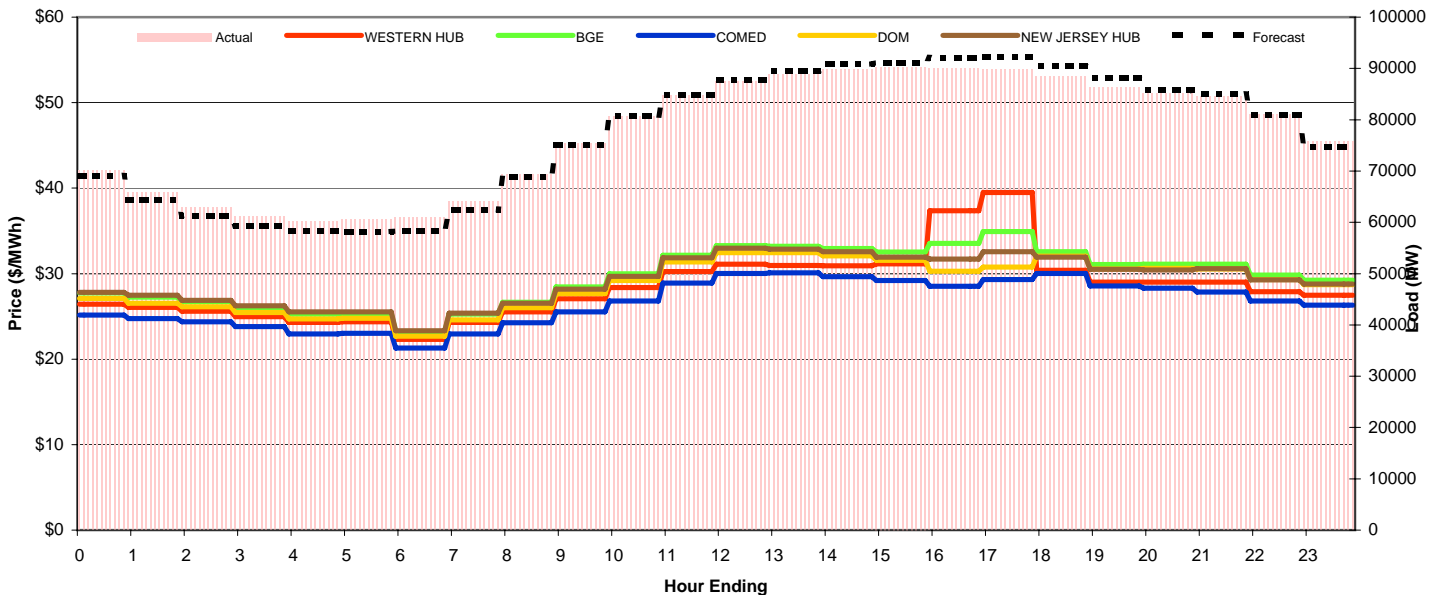
## Day-Ahead Prices and Forecast Load

	HE1	HE2	HE3	HE4	HE5	HE6	HE7	HE8	HE9	HE10	HE11	HE12	HE13	HE14	HE15	HE16	HE17	HE18	HE19	HE20	HE21	HE22	HE23	HE24	avg all/peak
WESTERN HUB	23.53	20.96	17.84	13.78	12.10	10.88	11.70	22.72	26.15	28.98	31.72	34.39	36.57	37.40	39.13	43.50	42.35	42.64	37.79	34.58	32.56	32.85	28.36	25.58	29 / 34
BGE	25.912	23.338	19.966	15.565	13.717	11.91	13.233	24.208	27.687	30.573	33.813	36.922	40.464	41.614	45.163	51.54	48.491	48.778	42.941	39.776	37.072	35.871	30.686	27.908	32 / 38
COMED	22.819	20.297	16.825	12.274	10.461	8.956	10.131	18.348	23.025	25.557	27.197	29.367	32.568	34.043	36.081	40.341	39.147	38.845	33.053	29.187	27.318	28.843	25.939	24.034	26 / 31
DOM	25.598	23.107	19.876	15.335	13.49	11.707	12.998	23.59	27.083	29.988	32.905	35.86	38.955	40.016	42.314	47.753	46.035	46.354	41.116	38.803	36.199	35.216	30.095	27.508	31 / 37
NEW JERSEY HUB	26.18	23.60	20.07	15.66	13.82	11.95	13.22	24.17	27.61	30.34	33.37	36.43	37.55	38.20	38.45	41.71	42.45	42.46	38.15	35.73	34.59	34.97	30.02	27.60	30 / 35
DA Forecast	69.1	64.4	61.3	59.2	58.3	58.2	58.3	62.4	68.7	75.1	80.7	84.8	87.7	89.5	90.8	91.1	92.1	92.2	90.4	88.1	85.7	85.0	81.0	74.8	77 / 84



## Preliminary Real-Time Prices with Forecasted and Actual System Load

	HE1	HE2	HE3	HE4	HE5	HE6	HE7	HE8	HE9	HE10	HE11	HE12	HE13	HE14	HE15	HE16	HE17	HE18	HE19	HE20	HE21	HE22	HE23	HE24	avg all/peak
WESTERN HUB	26.43	26.06	25.59	24.95	24.30	24.38	22.32	24.28	25.54	27.07	28.36	30.23	31.09	30.94	30.91	31.16	37.37	39.47	30.38	29.02	29.00	28.99	27.87	27.46	28 / 30
BGE	27.733	27.258	26.725	25.991	25.255	25.329	23.176	25.253	26.664	28.428	29.975	32.158	33.285	33.207	32.927	32.513	33.55	34.935	32.552	31.055	31.115	31.102	29.829	29.217	30 / 31
COMED	25.14	24.747	24.369	23.8	22.93	23.009	21.288	22.931	24.254	25.51	26.801	28.891	30.008	30.095	29.646	29.212	28.504	29.303	30.037	28.56	28.28	27.866	26.783	26.321	27 / 28
DOM	27.106	26.556	26.138	25.466	24.716	24.772	22.673	24.602	26.018	27.668	29.186	31.351	32.469	32.467	32.069	31.552	30.263	30.777	32.055	30.544	30.628	30.526	29.304	28.703	29 / 30
NEW JERSEY HUB	27.79	27.47	26.86	26.24	25.52	25.52	23.33	25.39	26.53	28.18	29.70	31.87	32.96	32.85	32.57	31.93	31.69	32.58	31.94	30.51	30.43	30.58	29.26	28.80	29 / 31
Percent Forecast	1.48	2.05	2.58	3.03	3.22	3.78	4.39	2.72	0.80	0.28	0.01	-0.16	-0.38	-0.72	-1.12	-0.98	-2.27	-2.70	-2.27	-2.13	-0.71	-0.59	0.11	1.28	
RTLload	70.153	65.789	62.919	61.099	60.209	60.514	61.027	64.146	69.291	75.313	80.675	84.715	87.403	88.893	89.824	90.259	90.032	89.739	88.418	86.292	85.088	84.519	81.067	75.723	



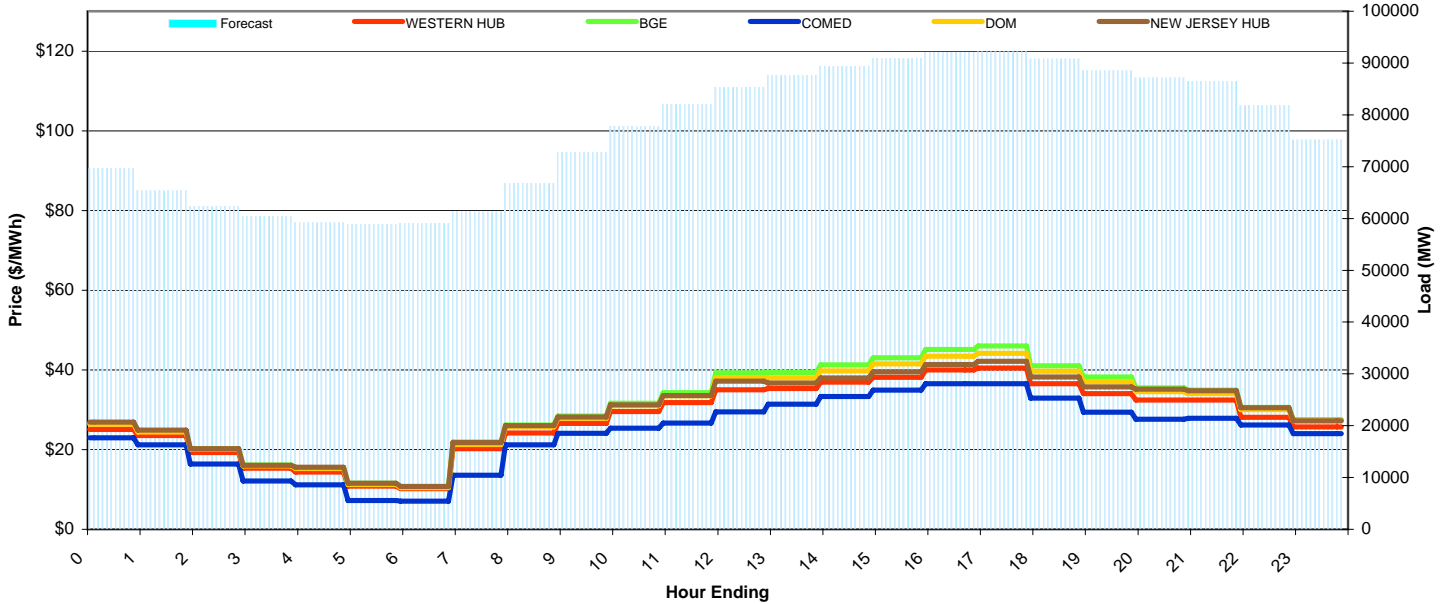
# PJM Daily Report

Sunday July 12, 2009

Price Color Codes: ≤0 ≥100 ≥200

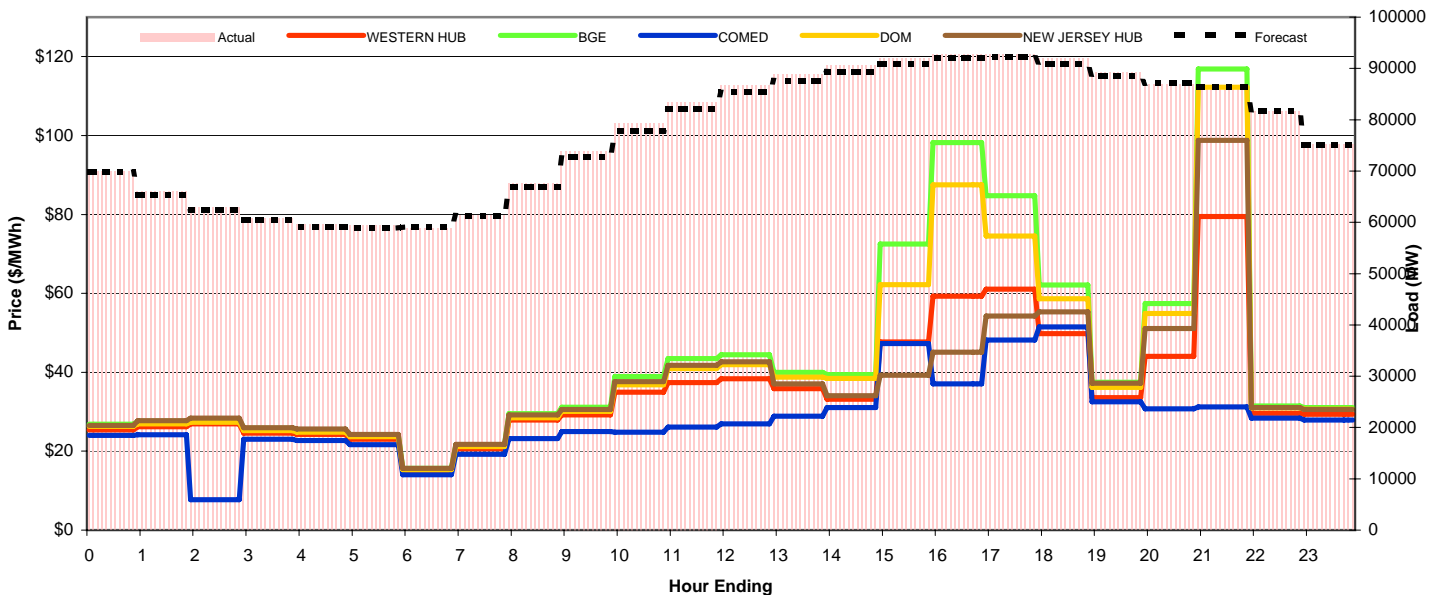
## Day-Ahead Prices and Forecast Load

	HE1	HE2	HE3	HE4	HE5	HE6	HE7	HE8	HE9	HE10	HE11	HE12	HE13	HE14	HE15	HE16	HE17	HE18	HE19	HE20	HE21	HE22	HE23	HE24	avg all/peak
WESTERN HUB	25.02	23.51	19.25	15.31	14.40	10.83	10.23	20.24	24.17	26.58	29.56	31.80	35.00	35.34	36.90	38.15	39.95	40.43	36.55	34.08	32.48	32.47	28.13	25.72	28 / 33
BGE	26.646	24.704	20.208	16.11	15.507	11.533	10.717	21.882	26.141	28.433	31.668	34.261	39.24	39.369	41.291	43.074	45.116	46.001	40.993	38.185	35.515	34.965	30.6	27.504	30 / 36
COMED	22.951	21.19	16.401	12.102	11.13	7.2007	7.0908	13.593	21.214	24.056	25.357	26.636	29.435	31.41	33.304	34.968	36.55	36.542	32.901	29.412	27.616	27.902	26.179	24.01	24 / 29
DOM	26.364	24.435	20.124	15.907	15.239	11.258	10.447	21.255	25.684	27.873	30.959	33.454	38.056	37.955	39.761	41.506	43.402	44.192	39.663	37.001	34.556	34.056	30.013	27.225	30 / 35
NEW JERSEY HUB	26.89	24.86	20.20	16.08	15.55	11.60	10.76	21.78	26.03	28.21	31.20	33.60	37.18	36.68	38.00	39.50	41.39	42.14	38.23	35.76	35.19	34.75	30.48	27.26	29 / 34
DA Forecast	69.7	65.3	62.3	60.4	59.2	58.9	59.1	61.3	66.8	72.7	77.8	82.1	85.3	87.7	89.3	90.9	92.0	92.2	90.8	88.5	87.1	86.5	81.8	75.2	77 / 83



## Preliminary Real-Time Prices with Forecasted and Actual System Load

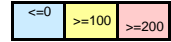
	HE1	HE2	HE3	HE4	HE5	HE6	HE7	HE8	HE9	HE10	HE11	HE12	HE13	HE14	HE15	HE16	HE17	HE18	HE19	HE20	HE21	HE22	HE23	HE24	avg all/peak
WESTERN HUB	25.39	26.20	26.88	24.53	24.25	23.07	14.94	20.60	27.91	29.19	34.99	37.39	38.37	35.86	33.15	47.69	59.29	61.07	49.82	33.60	44.04	79.49	29.60	29.33	36 / 41
BGE	26.855	27.614	28.108	25.807	25.408	24.154	15.626	21.684	29.521	31.114	38.898	43.446	44.429	39.97	39.446	72.516	98.231	84.763	62.144	37.473	57.425	116.87	31.484	31.06	44 / 53
COMED	24.041	24.199	7.6719	23.045	22.739	21.647	14.07	19.202	23.192	24.991	24.827	26.102	26.89	28.88	31.055	47.286	37.095	48.172	51.503	32.55	30.762	31.261	28.37	27.938	28 / 32
DOM	26.305	26.887	27.367	25.208	24.829	23.656	15.324	21.161	28.445	30.078	36.858	40.971	41.913	38.79	38.419	62.169	87.472	74.508	58.629	36.148	54.942	112.22	30.968	30.643	41 / 50
NEW JERSEY HUB	26.54	27.72	28.35	25.93	25.59	24.26	15.69	21.71	29.22	30.55	37.66	41.78	42.65	37.03	34.06	39.25	45.05	54.24	55.28	37.24	51.11	98.77	31.07	30.61	37 / 43
Percent Forecast	0.19	0.91	0.86	0.64	0.76	0.86	-0.54	0.18	0.97	1.61	1.96	1.68	1.56	1.29	1.40	1.08	1.19	1.38	1.19	0.69	-0.27	-0.03	-0.27	-0.04	
RTLoad	69.877	65.921	62.88	60.809	59.606	59.372	58.773	61.415	67.496	73.928	79.35	83.457	86.686	88.822	90.573	91.868	93.156	93.471	91.923	89.13	86.907	86.442	81.583	75.132	



# PJM Daily Report

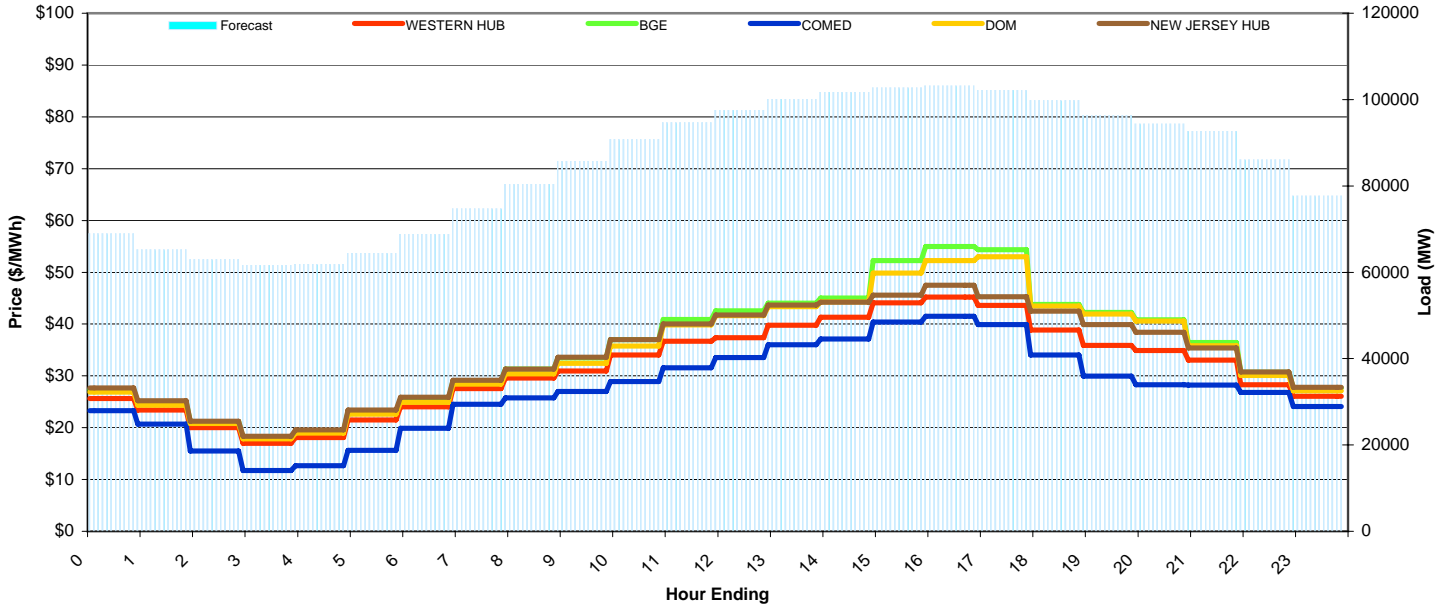
Monday July 13, 2009

Price Color Codes:



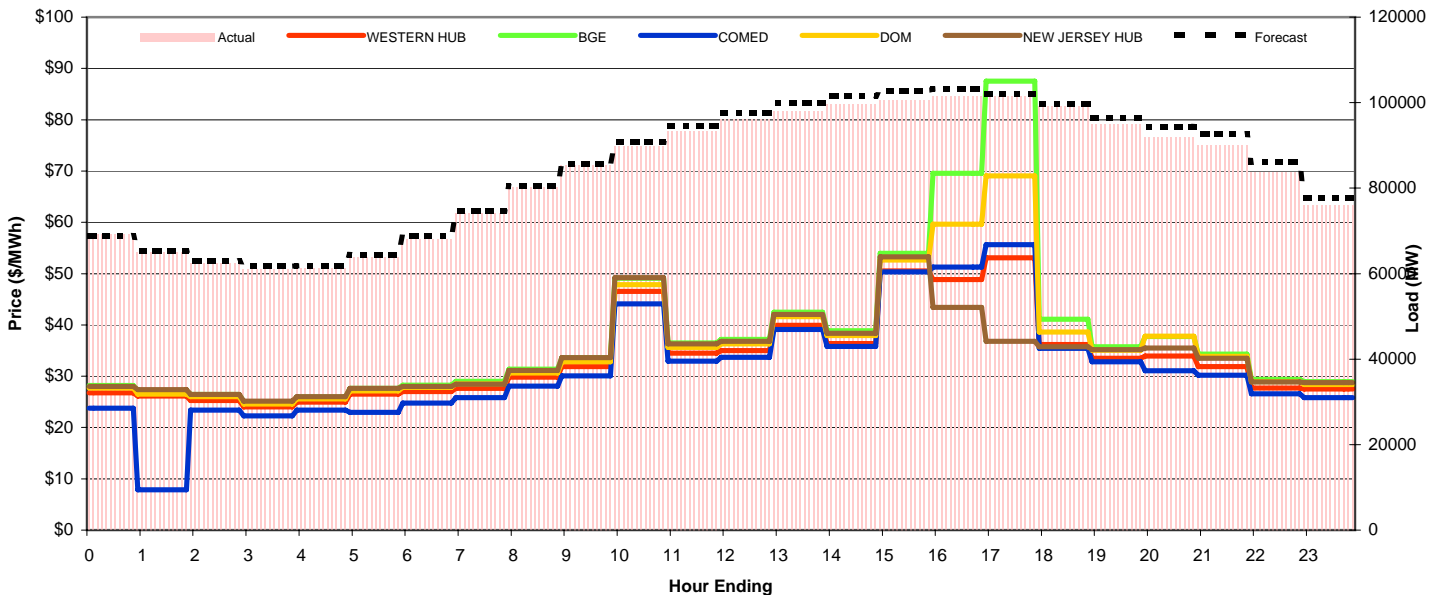
## Day-Ahead Prices and Forecast Load

	HE1	HE2	HE3	HE4	HE5	HE6	HE7	HE8	HE9	HE10	HE11	HE12	HE13	HE14	HE15	HE16	HE17	HE18	HE19	HE20	HE21	HE22	HE23	HE24	avg all/peak
WESTERN HUB	25.64	23.42	20.04	17.00	18.09	21.48	24.00	27.55	29.57	30.94	34.06	36.68	37.38	39.80	41.33	44.09	45.21	43.60	38.88	35.88	34.88	33.03	28.26	26.07	32 / 36
BGE	27.371	24.932	21.19	18.172	19.36	23.064	25.418	29.014	31.332	33.47	37.024	40.88	42.556	44.014	45	52.243	54.973	54.38	43.774	42.244	40.838	36.459	30.674	27.691	35 / 41
COMED	23.269	20.717	15.474	11.748	12.637	15.618	19.909	24.532	25.742	27.017	28.897	31.566	33.569	36.031	37.093	40.385	41.501	39.901	34.006	29.967	28.278	28.237	26.823	24.084	27 / 32
DOM	26.843	24.353	20.811	17.837	18.974	22.578	24.922	28.434	30.407	32.407	35.742	39.825	41.643	43.37	44.311	49.825	52.253	52.971	43.466	41.948	40.552	35.807	30.105	27.125	34 / 40
NEW JERSEY HUB	27.66	25.18	21.28	18.35	19.58	23.43	25.86	29.16	31.31	33.58	37.01	40.01	41.74	43.66	44.23	45.57	47.52	45.25	42.52	39.93	38.41	35.40	30.77	27.81	34 / 39
DA Forecast	68.9	65.2	62.9	61.7	61.8	64.4	68.8	74.7	80.4	85.7	90.7	94.6	97.5	100.0	101.7	102.7	103.2	102.1	99.8	96.4	94.3	92.7	86.0	77.7	85 / 94



## Preliminary Real-Time Prices with Forecasted and Actual System Load

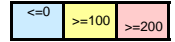
	HE1	HE2	HE3	HE4	HE5	HE6	HE7	HE8	HE9	HE10	HE11	HE12	HE13	HE14	HE15	HE16	HE17	HE18	HE19	HE20	HE21	HE22	HE23	HE24	avg all/peak
WESTERN HUB	26.77	26.12	25.26	23.99	24.93	26.54	26.99	27.65	29.84	31.89	46.53	34.49	35.02	39.92	36.40	50.50	48.84	53.08	36.16	33.48	33.97	31.89	27.67	27.50	34 / 37
BGE	28.197	27.168	26.438	25.033	25.976	27.665	28.234	29.024	31.396	33.655	49.069	36.492	37.197	42.499	38.861	53.987	69.535	87.506	41.101	35.775	37.739	34.288	29.365	28.969	38 / 43
COMED	23.787	7.8379	23.416	22.264	23.422	22.954	24.755	25.808	28.05	30.086	44.075	32.939	33.716	39.101	35.78	50.331	51.299	55.673	35.417	32.796	31.054	30.198	26.589	25.813	32 / 36
DOM	27.686	26.505	25.985	24.587	25.569	27.15	27.82	28.526	30.644	32.826	47.845	35.617	36.305	41.588	37.949	52.672	59.619	69.075	38.621	35.054	37.803	33.868	28.93	28.396	36 / 40
NEW JERSEY HUB	28.01	27.40	26.46	25.11	26.03	27.61	27.99	28.44	31.11	33.62	49.21	36.30	36.79	42.07	38.34	53.28	43.43	36.79	35.75	35.18	35.47	33.49	28.87	28.75	34 / 37
Percent Forecast	0.36	-0.32	-0.77	-1.20	-0.96	-1.01	-1.19	-0.89	-0.26	-0.28	-0.96	-1.38	-1.60	-2.09	-2.10	-2.12	-1.77	-0.66	-0.69	-1.56	-2.76	-3.04	-2.72	-2.18	
RTLoad	69.146	65.03	62.42	60.927	61.233	63.797	67.998	74.081	80.187	85.416	89.864	93.327	95.976	97.987	99.572	100.58	101.42	101.46	99.076	94.963	91.787	89.933	83.767	76.035	



# PJM Daily Report

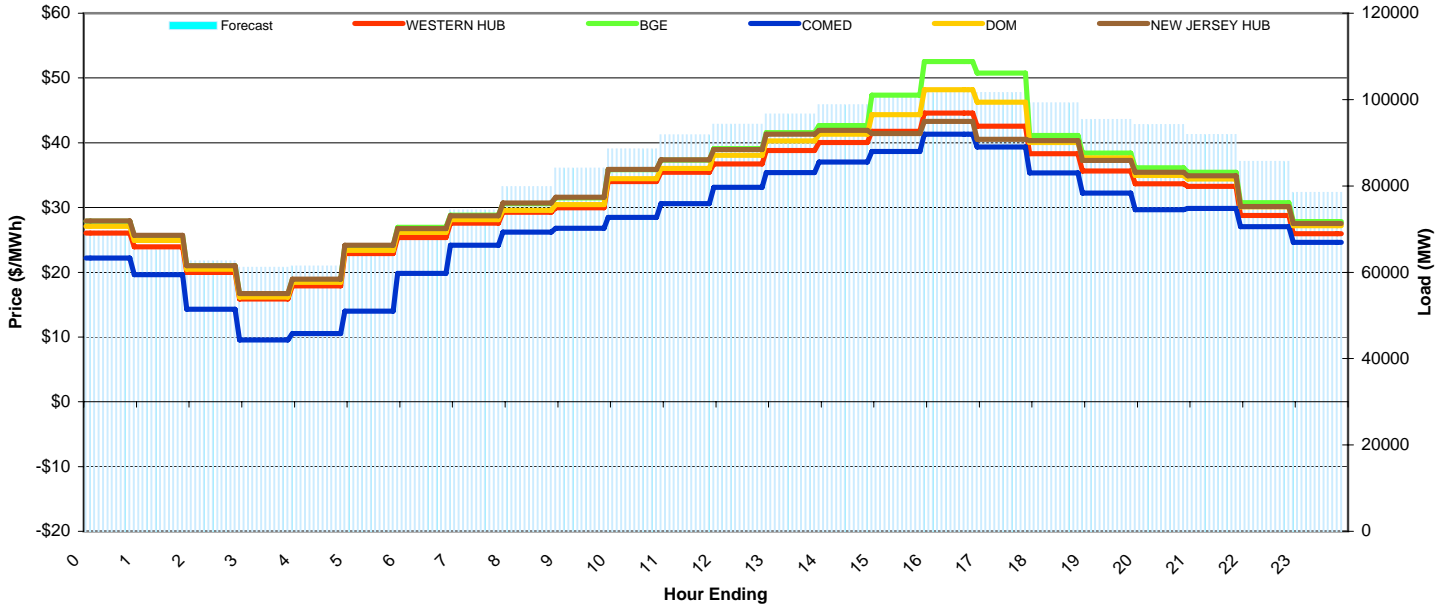
Tuesday July 14, 2009

Price Color Codes:



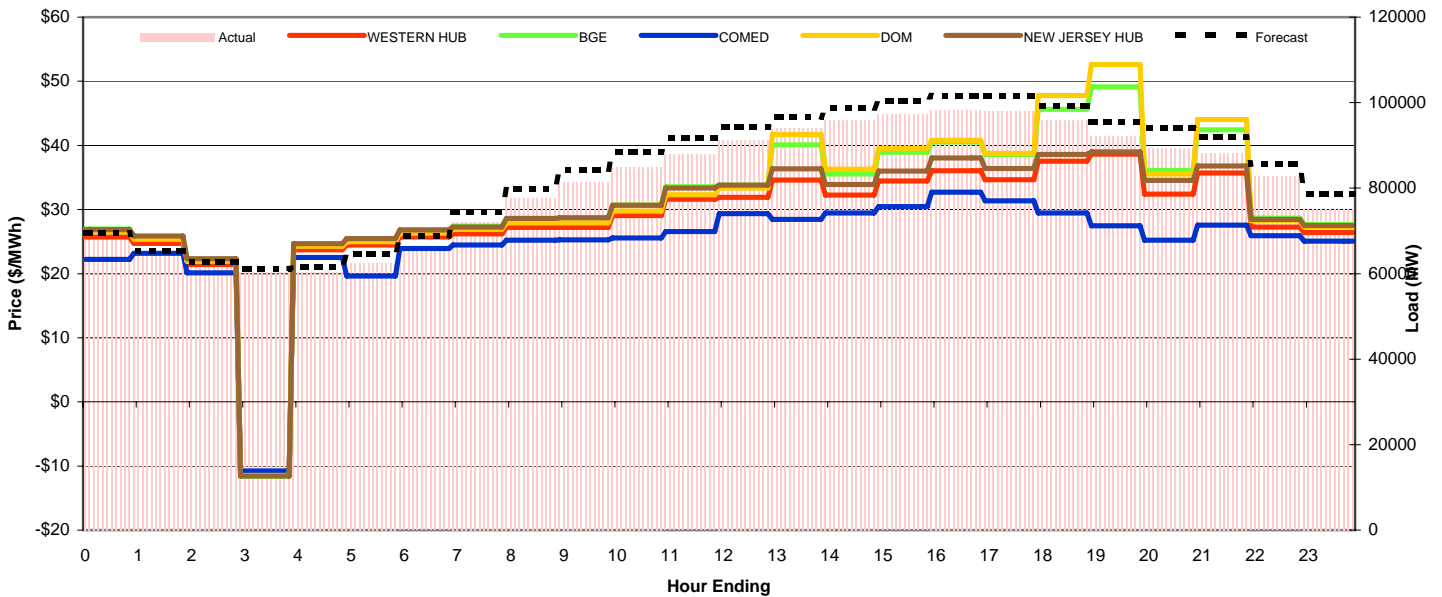
## Day-Ahead Prices and Forecast Load

	HE1	HE2	HE3	HE4	HE5	HE6	HE7	HE8	HE9	HE10	HE11	HE12	HE13	HE14	HE15	HE16	HE17	HE18	HE19	HE20	HE21	HE22	HE23	HE24	avg all/peak
WESTERN HUB	26.03	23.91	19.98	15.89	17.90	22.89	25.37	27.59	29.28	29.95	34.01	35.44	36.74	38.79	40.02	41.77	44.57	42.54	38.29	35.65	33.65	33.29	28.75	25.97	31 / 36
BGE	27.889	25.605	21.001	16.605	18.854	24.071	26.944	28.836	30.591	31.487	35.829	37.312	39.074	41.547	42.645	47.352	52.542	50.757	41.148	38.414	36.118	35.441	30.757	27.835	34 / 39
COMED	22.185	19.61	14.293	9.5402	10.555	13.98	19.808	24.192	26.182	26.789	28.492	30.578	33.096	35.398	37.017	38.651	41.32	39.342	35.355	32.224	29.642	29.87	27.027	24.641	27 / 32
DOM	27.077	24.931	20.491	16.186	18.432	23.396	26.164	28.152	29.575	30.449	34.459	36.039	38.058	40.274	41.31	44.327	48.168	46.257	40.026	37.674	34.935	34.413	30.09	27.203	32 / 37
NEW JERSEY HUB	27.92	25.70	21.02	16.73	18.95	24.19	26.74	28.74	30.71	31.58	35.88	37.35	38.94	41.34	41.93	41.42	43.31	40.53	40.31	37.25	35.47	34.92	30.14	27.53	32 / 37
DA Forecast	69.6	65.2	62.6	61.2	61.4	64.5	68.8	74.4	79.8	84.2	88.6	91.8	94.3	96.6	98.8	100.4	101.6	101.6	99.2	95.4	94.2	91.9	85.7	78.5	84 / 92



## Preliminary Real-Time Prices with Forecasted and Actual System Load

	HE1	HE2	HE3	HE4	HE5	HE6	HE7	HE8	HE9	HE10	HE11	HE12	HE13	HE14	HE15	HE16	HE17	HE18	HE19	HE20	HE21	HE22	HE23	HE24	avg all/peak
WESTERN HUB	25.72	24.72	21.41	-11.13	23.73	24.45	25.72	26.23	27.22	27.23	29.05	31.62	31.91	34.59	32.26	34.43	36.05	34.64	37.54	38.64	32.39	35.72	27.26	26.40	28 / 32
BGE	26.981	25.808	22.262	-11.59	24.596	25.39	26.829	27.436	28.614	28.731	30.688	33.557	33.818	40.106	35.535	38.952	40.521	38.572	45.622	49.14	36.11	42.456	28.639	27.682	31 / 36
COMED	22.223	23.18	20.122	-10.79	22.512	19.635	23.914	24.46	25.208	25.241	25.562	26.557	29.343	28.479	29.441	30.471	32.704	31.339	29.48	27.438	25.203	27.572	25.896	25.053	25 / 28
DOM	26.498	25.353	21.9	-11.48	24.287	24.944	26.334	26.91	27.887	27.923	29.746	32.286	33.345	41.706	36.282	39.553	40.768	38.741	47.763	52.613	35.524	44.021	28.243	27.276	31 / 36
NEW JERSEY HUB	26.84	25.84	22.30	-11.55	24.68	25.49	26.82	27.27	28.60	28.71	30.67	33.35	33.81	36.33	33.90	35.99	38.04	36.41	38.57	39.01	34.56	36.78	28.45	27.53	30 / 34
Percent Forecast	-0.36	-0.33	-0.92	-1.42	-1.83	-3.32	-4.15	-3.21	-2.83	-3.26	-4.29	-4.43	-3.32	-2.82	-3.03	-3.22	-3.36	-3.53	-3.49	-3.41	-5.45	-4.10	-3.62	-4.48	
RTLoad	69.321	65.028	62.074	60.305	60.341	62.451	66.101	72.13	77.62	81.508	84.942	87.918	91.248	93.998	95.862	97.273	98.296	98.141	95.901	92.261	89.322	88.267	82.683	75.145	



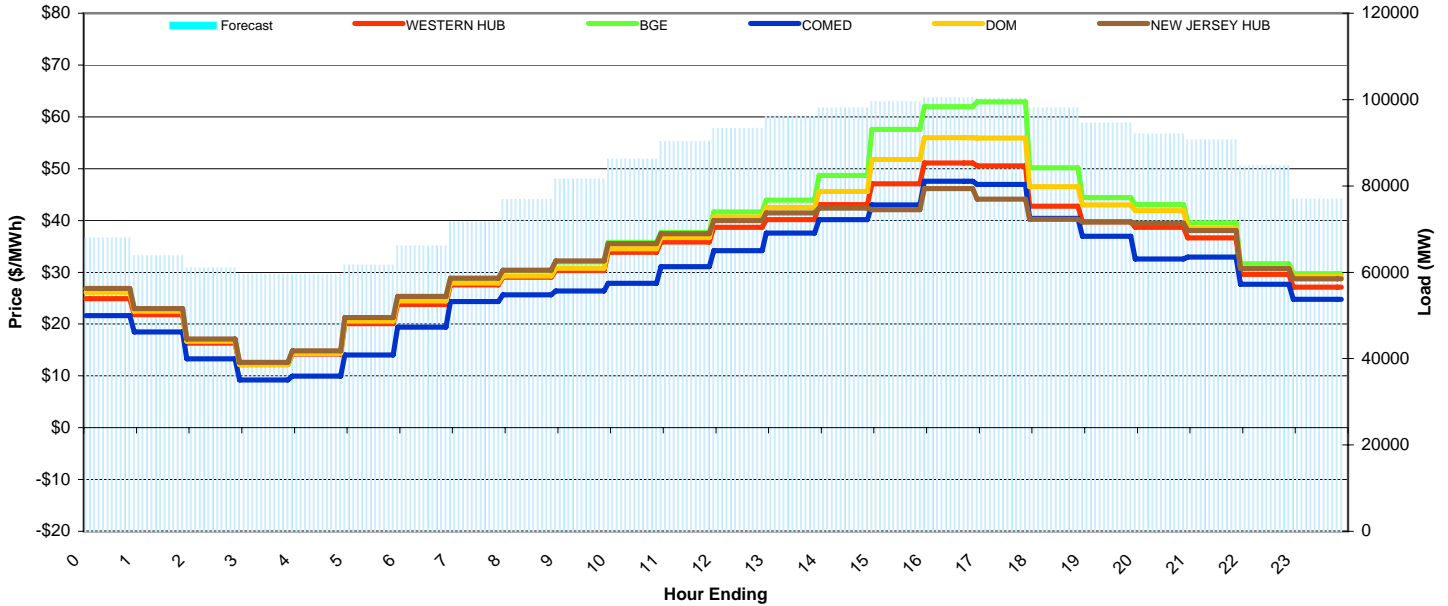
# PJM Daily Report

Wednesday July 15, 2009

Price Color Codes: ≤0 ≥100 ≥200

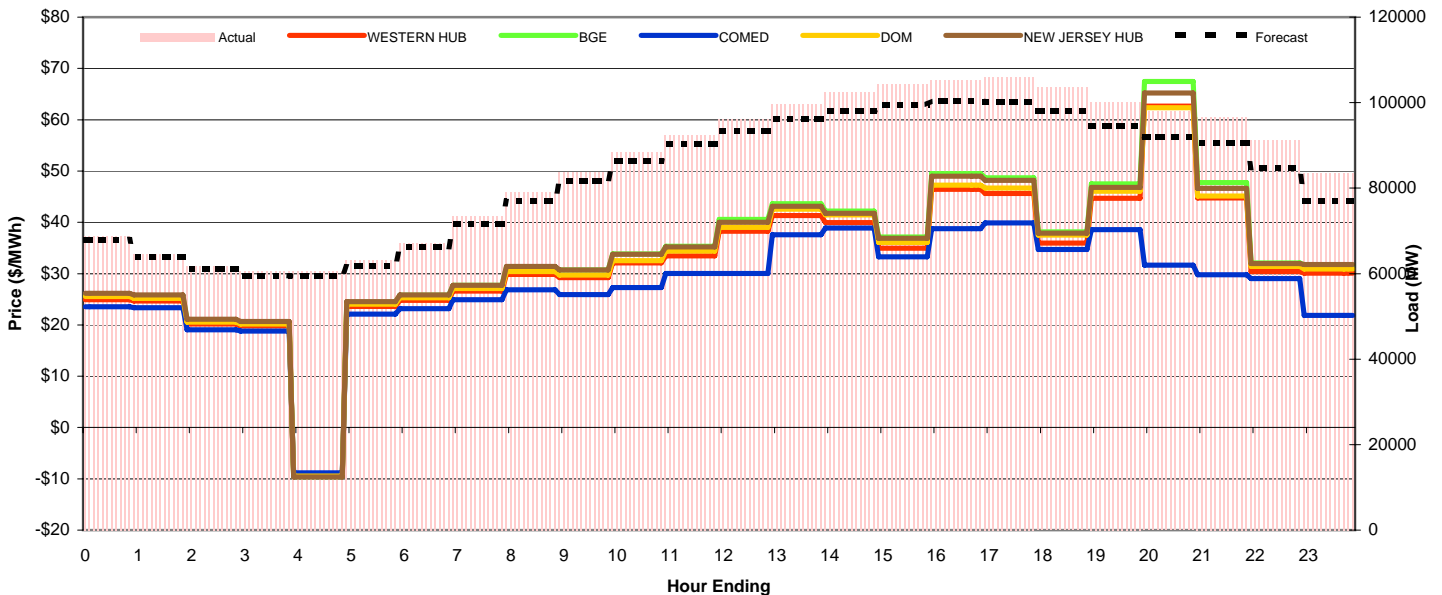
## Day-Ahead Prices and Forecast Load

	HE1	HE2	HE3	HE4	HE5	HE6	HE7	HE8	HE9	HE10	HE11	HE12	HE13	HE14	HE15	HE16	HE17	HE18	HE19	HE20	HE21	HE22	HE23	HE24	avg all/peak
WESTERN HUB	24.92	21.84	16.33	12.15	14.23	20.09	23.82	27.59	29.01	30.34	33.88	35.84	38.71	40.15	43.04	47.05	51.12	50.51	42.78	39.75	38.67	36.65	29.58	27.10	32 / 38
BGE	26.846	22.952	16.991	12.47	14.676	21.123	25.332	28.767	30.352	32.017	35.795	37.719	41.661	43.953	48.684	57.549	61.989	62.88	50.18	44.45	43.05	39.554	31.611	29.717	36 / 43
COMED	21.6	18.492	13.262	9.1899	9.9817	14.047	19.431	24.362	25.627	26.375	27.881	31.09	34.146	37.557	40.141	43.003	47.544	46.948	40.377	36.949	32.541	32.913	27.654	24.751	29 / 35
DOM	26.123	22.468	16.66	12.161	14.345	20.607	24.454	27.96	29.264	30.786	34.516	36.701	40.637	42.478	45.596	51.787	55.99	55.906	46.495	42.976	41.887	38.47	30.846	29.16	34 / 41
NEW JERSEY HUB	26.90	23.02	17.13	12.60	14.83	21.28	25.32	28.85	30.41	32.19	35.55	37.41	40.00	41.49	42.37	42.05	46.15	44.12	40.22	39.74	39.46	38.05	30.70	28.74	32 / 38
DA Forecast	68.0	63.8	61.0	59.5	59.5	61.6	66.1	71.7	76.9	81.6	86.2	90.3	93.3	96.1	98.1	99.6	100.5	100.3	98.0	94.6	92.1	90.7	84.7	76.9	82 / 91



## Preliminary Real-Time Prices with Forecasted and Actual System Load

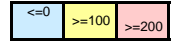
	HE1	HE2	HE3	HE4	HE5	HE6	HE7	HE8	HE9	HE10	HE11	HE12	HE13	HE14	HE15	HE16	HE17	HE18	HE19	HE20	HE21	HE22	HE23	HE24	avg all/peak
WESTERN HUB	24.91	24.69	20.17	19.79	-9.26	23.61	24.80	26.58	29.87	29.21	32.10	33.49	38.28	41.33	39.93	34.96	46.43	45.64	35.96	44.68	62.67	44.75	30.40	30.12	32 / 39
BGE	25.989	25.612	20.862	20.448	-9.565	24.434	25.783	27.744	31.247	30.713	33.826	35.358	40.589	43.639	42.214	37.113	49.506	48.681	38.161	47.512	67.448	47.776	32.061	31.739	34 / 41
COMED	23.542	23.348	19.064	18.83	-8.811	22.1	23.195	24.917	26.876	25.931	27.289	30.025	30.033	37.569	38.898	33.281	38.764	39.874	34.731	38.551	31.624	29.793	29.047	21.882	28 / 32
DOM	25.529	25.177	20.541	20.177	-9.449	24.071	25.298	27.089	30.434	29.696	32.525	34.374	38.993	42.587	41.441	36.082	47.264	46.702	37.505	46.039	62.353	45.134	31.409	30.925	33 / 39
NEW JERSEY HUB	26.15	25.86	21.13	20.70	-9.67	24.56	25.84	27.73	31.43	30.71	33.79	35.21	40.02	43.15	41.79	36.91	49.02	48.19	37.88	46.83	65.22	46.60	31.99	31.75	34 / 40
Percent Forecast	1.06	1.08	1.25	1.85	1.85	2.39	1.37	2.41	2.87	2.73	2.57	2.48	2.89	3.64	4.34	4.58	4.59	5.50	5.30	5.53	5.96	6.18	7.06	7.83	
RTLoad	68.707	64.499	61.803	60.607	60.592	63.155	67.063	73.45	79.139	83.871	88.505	92.559	96.09	99.725	102.5	104.34	105.29	106.09	103.52	100.15	97.883	96.636	91.17	83.442	



# PJM Daily Report

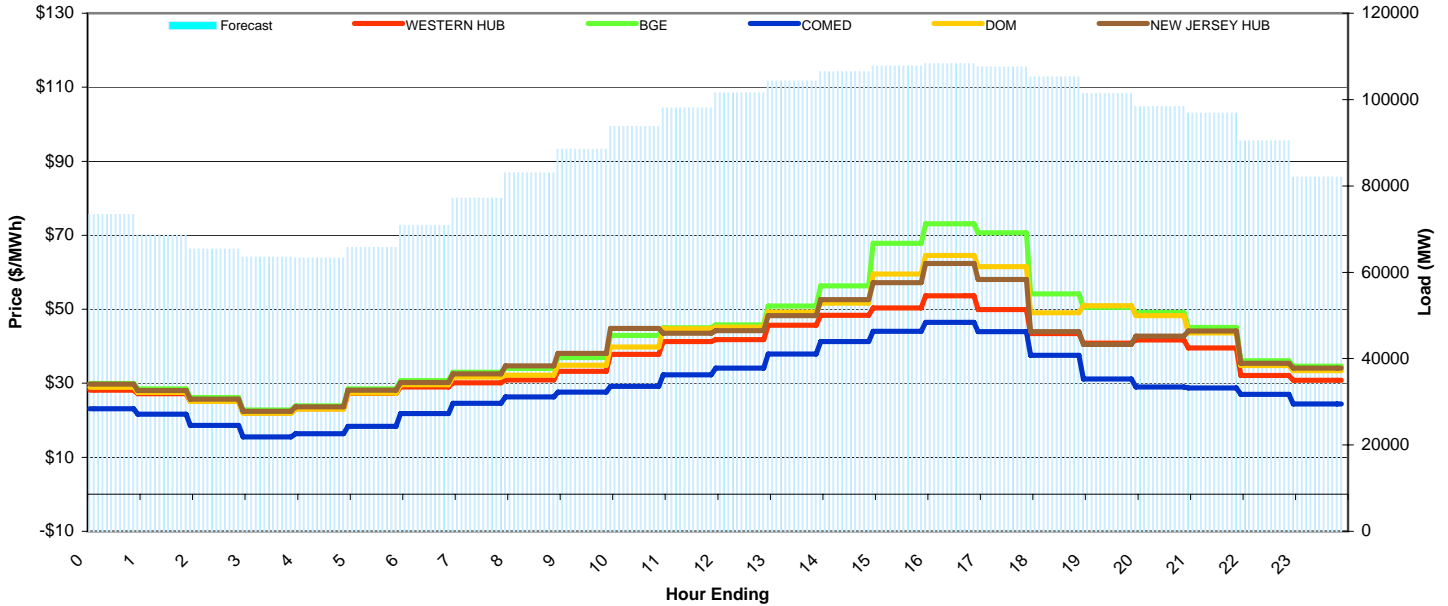
Thursday July 16, 2009

Price Color Codes:



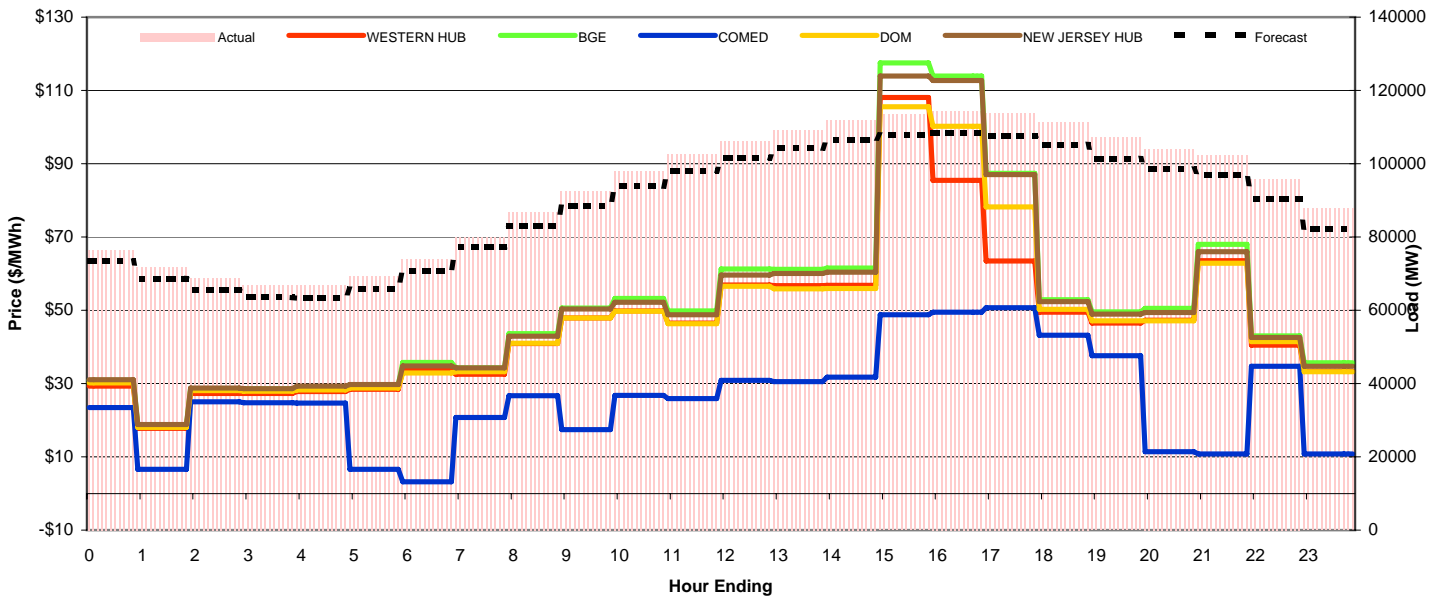
## Day-Ahead Prices and Forecast Load

	HE1	HE2	HE3	HE4	HE5	HE6	HE7	HE8	HE9	HE10	HE11	HE12	HE13	HE14	HE15	HE16	HE17	HE18	HE19	HE20	HE21	HE22	HE23	HE24	avg all/peak
WESTERN HUB	28.15	27.16	25.14	22.00	23.16	27.30	28.98	30.13	30.87	33.21	37.79	41.29	41.83	45.65	48.39	50.39	53.62	49.94	43.43	40.82	41.73	39.58	32.14	30.83	36 / 41
BGE	29.91	28.463	26.164	22.813	23.874	28.518	30.714	32.941	33.989	36.958	42.96	45.031	45.801	50.883	56.329	67.84	73.141	70.707	54.152	50.564	49.129	45.092	36.114	34.65	42 / 49
COMED	23.134	21.684	18.651	15.485	16.402	18.342	21.815	24.61	26.336	27.605	29.135	32.245	34.144	37.932	41.32	44.085	46.426	43.995	37.578	31.163	29.027	28.733	27.017	24.417	29 / 34
DOM	28.906	27.522	25.089	21.922	23.042	27.314	29.634	31.717	32.225	34.882	39.839	44.704	45.187	49.199	51.66	59.519	64.51	61.548	49.052	50.979	48.303	43.637	34.832	33.383	40 / 46
NEW JERSEY HUB	29.78	28.01	25.74	22.43	23.62	28.10	30.24	32.55	34.74	38.12	44.85	43.53	44.20	48.31	52.59	57.18	62.34	58.03	43.93	40.46	42.78	44.13	35.37	34.07	39 / 45
DA Forecast	73.4	68.6	65.4	63.5	63.3	65.8	70.8	77.2	83.0	88.5	93.8	98.1	101.6	104.3	106.5	107.7	108.3	107.5	105.2	101.4	98.4	96.9	90.4	82.1	88 / 98



## Preliminary Real-Time Prices with Forecasted and Actual System Load

	HE1	HE2	HE3	HE4	HE5	HE6	HE7	HE8	HE9	HE10	HE11	HE12	HE13	HE14	HE15	HE16	HE17	HE18	HE19	HE20	HE21	HE22	HE23	HE24	avg all/peak
WESTERN HUB	29.33	17.78	27.29	27.26	27.86	28.41	33.59	32.57	40.92	47.89	49.80	46.48	56.89	56.75	56.85	108.05	85.49	63.47	49.44	46.52	47.33	63.54	40.49	33.34	47 / 56
BGE	30.88	18.558	28.638	28.491	29.063	29.656	35.745	34.276	43.632	50.64	53.212	49.857	61.242	61.194	61.485	117.5	113.94	87.389	52.893	49.588	50.549	67.985	42.995	35.714	51 / 62
COMED	23.452	6.5969	24.998	24.752	24.683	6.6115	3.2001	20.753	26.714	17.465	26.795	25.853	30.83	30.507	31.737	48.754	49.499	50.661	43.219	37.636	11.358	10.798	34.721	10.772	26 / 31
DOM	30.192	18.025	28.054	27.868	28.264	28.752	32.866	33.246	40.963	47.894	49.761	46.322	56.526	55.841	55.922	105.54	100.19	78.215	50.232	47.138	47.149	62.844	41.425	33.218	48 / 57
NEW JERSEY HUB	31.06	18.82	28.76	28.64	29.26	29.70	34.82	34.30	42.88	50.34	52.15	48.78	59.62	60.06	60.38	113.92	112.73	87.01	52.34	48.99	49.42	65.98	42.57	34.75	51 / 61
Percent Forecast	4.04	4.36	4.94	5.05	5.32	5.26	4.14	3.67	4.23	4.33	4.32	4.43	4.32	4.56	4.84	5.04	5.37	5.49	5.47	5.40	5.41	5.40	5.61	6.51	
RTLoad	76.491	71.754	68.802	66.908	66.878	69.435	73.908	80.114	86.688	92.489	98.014	102.62	106.16	109.27	111.87	113.45	114.44	113.78	111.34	107.15	104.01	102.42	95.759	87.781	

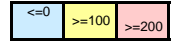




# PJM Daily Report

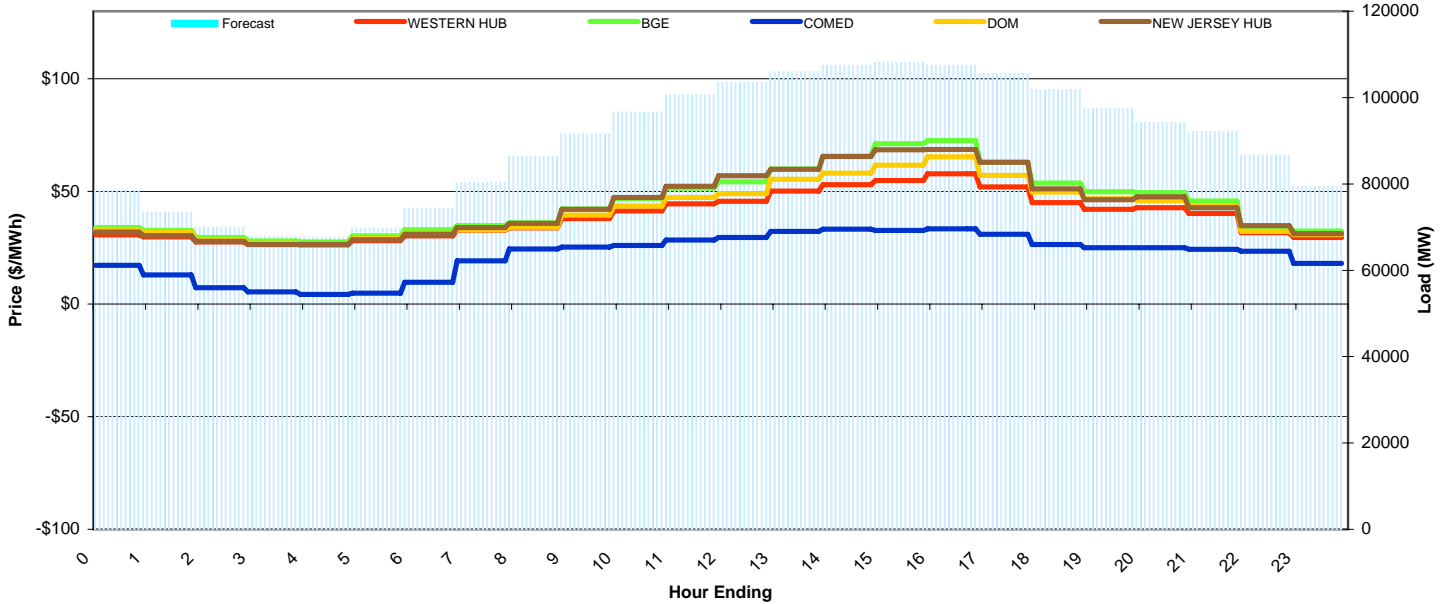
Friday July 17, 2009

Price Color Codes:



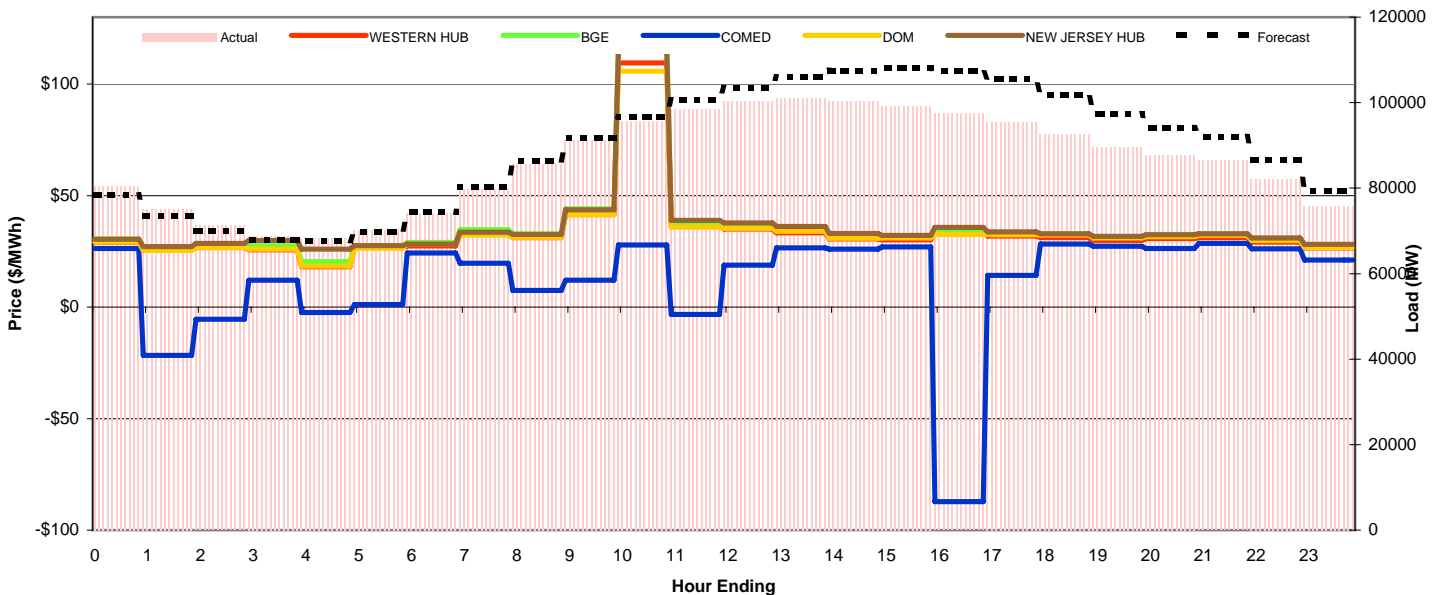
## Day-Ahead Prices and Forecast Load

	HE1	HE2	HE3	HE4	HE5	HE6	HE7	HE8	HE9	HE10	HE11	HE12	HE13	HE14	HE15	HE16	HE17	HE18	HE19	HE20	HE21	HE22	HE23	HE24	avg all/peak
WESTERN HUB	30.74	29.84	27.54	26.37	26.30	28.14	30.26	32.83	33.77	37.96	41.38	44.49	45.58	50.20	53.03	54.90	57.86	51.99	45.00	42.00	42.72	40.25	31.62	29.56	36 / 44
BGE	33.973	32.645	29.565	28.061	27.579	30.243	32.941	34.819	36.078	42.25	46.915	51.433	54.28	59.915	65.679	71.18	72.555	62.998	53.65	49.83	49.489	45.687	34.421	32.441	45 / 52
COMED	17.132	12.99	7.2524	5.3677	4.3145	4.7909	9.7308	19.235	24.474	25.334	26.011	28.38	29.55	32.315	33.216	32.754	33.41	30.977	26.378	25.007	25	24.368	23.459	18.01	22 / 27
DOM	32.857	31.796	28.552	27.021	26.462	29.15	31.393	33.022	34.113	39.439	43.52	47.316	49.045	55.408	58.157	61.725	65.393	57.067	49.787	46.813	45.958	43.289	32.253	30.841	42 / 48
NEW JERSEY HUB	31.93	30.45	27.81	26.41	26.47	28.59	30.94	34.03	35.87	42.05	47.38	52.27	57.02	59.79	65.56	68.50	68.58	62.98	51.17	46.27	47.62	42.74	34.88	31.24	44 / 51
DA Forecast	78.4	73.5	70.0	67.9	67.7	69.9	74.3	80.3	86.3	91.6	96.7	100.7	103.6	106.0	107.5	108.1	107.5	105.6	101.9	97.4	94.2	92.1	86.6	79.4	89 / 98



## Preliminary Real-Time Prices with Forecasted and Actual System Load

	HE1	HE2	HE3	HE4	HE5	HE6	HE7	HE8	HE9	HE10	HE11	HE12	HE13	HE14	HE15	HE16	HE17	HE18	HE19	HE20	HE21	HE22	HE23	HE24	avg all/peak
WESTERN HUB	29.02	26.01	26.75	25.70	18.12	26.75	27.44	32.51	31.15	41.44	109.42	36.13	34.95	33.36	30.54	30.19	34.22	31.83	31.07	29.86	30.72	31.12	29.20	26.58	34 / 37
BGE	30.599	26.961	27.842	27.44	20.38	27.598	28.983	34.667	32.825	44.05	119.66	37.722	36.903	35.269	32.405	32	34.717	33.569	32.918	31.538	32.529	32.935	30.823	27.97	36 / 40
COMED	26.264	-21.63	-5.515	12.044	-2.381	1.1151	24.216	19.604	7.4317	12.003	27.878	-3.345	18.79	26.559	26.024	26.974	-87.17	14.154	28.281	27.198	26.245	28.565	26.059	21.141	12 / 14
DOM	29.093	25.361	26.696	26.003	18.315	26.45	28.233	32.32	31.281	41.424	105.72	35.861	35.305	33.963	30.916	30.943	32.622	32.432	32.262	30.998	31.602	32.195	29.921	26.688	34 / 37
NEW JERSEY HUB	30.48	27.14	28.57	29.87	26.02	27.56	28.27	33.61	32.61	43.65	114.86	38.82	37.79	36.11	33.03	32.17	35.69	33.75	32.88	31.66	32.44	32.93	30.95	28.06	36 / 40
Percent Forecast	2.64	2.18	1.86	1.29	1.03	0.63	-0.12	-0.78	-0.83	-0.36	-1.07	-2.14	-3.22	-4.89	-7.04	-8.94	-10.29	-10.56	-9.91	-8.79	-7.45	-6.51	-5.60	-4.66	
RTLoad	80.527	75.123	71.295	68.816	68.365	70.295	74.236	79.7	85.614	91.287	95.659	98.557	100.34	101.05	100.43	99.249	97.463	95.49	92.678	89.549	87.664	86.464	82.03	75.849	



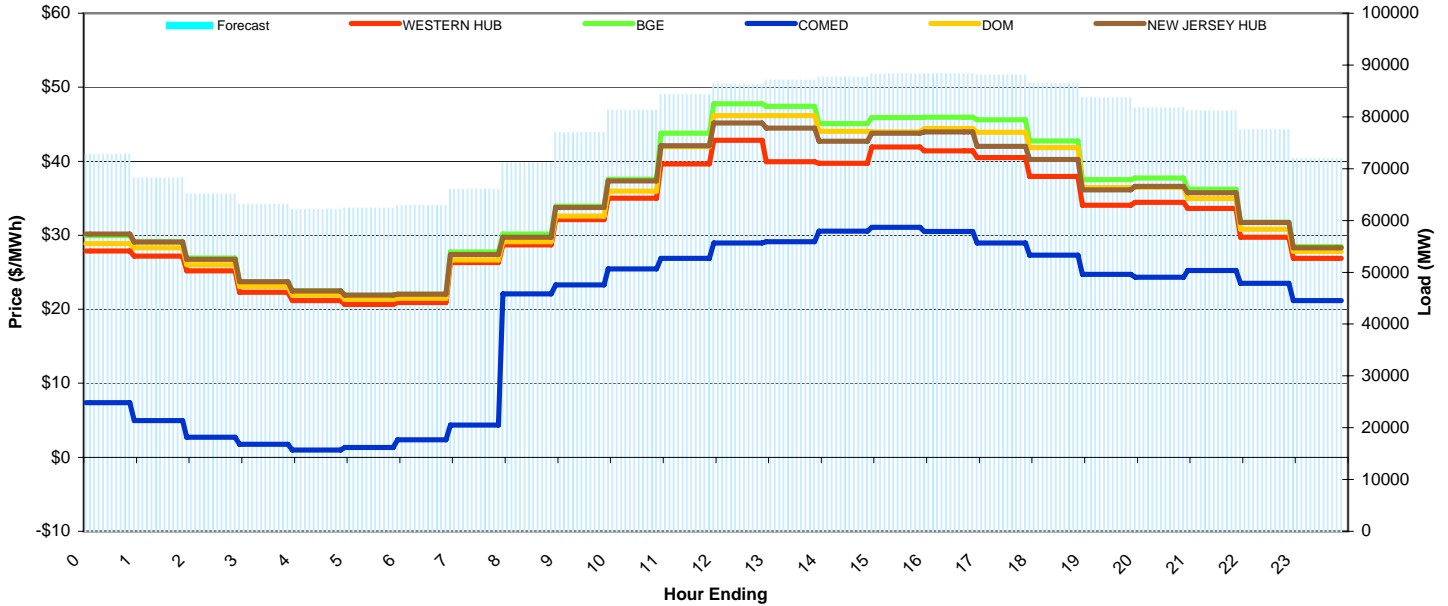
# PJM Daily Report

Saturday July 18, 2009

Price Color Codes: <=0 >=100 >=200

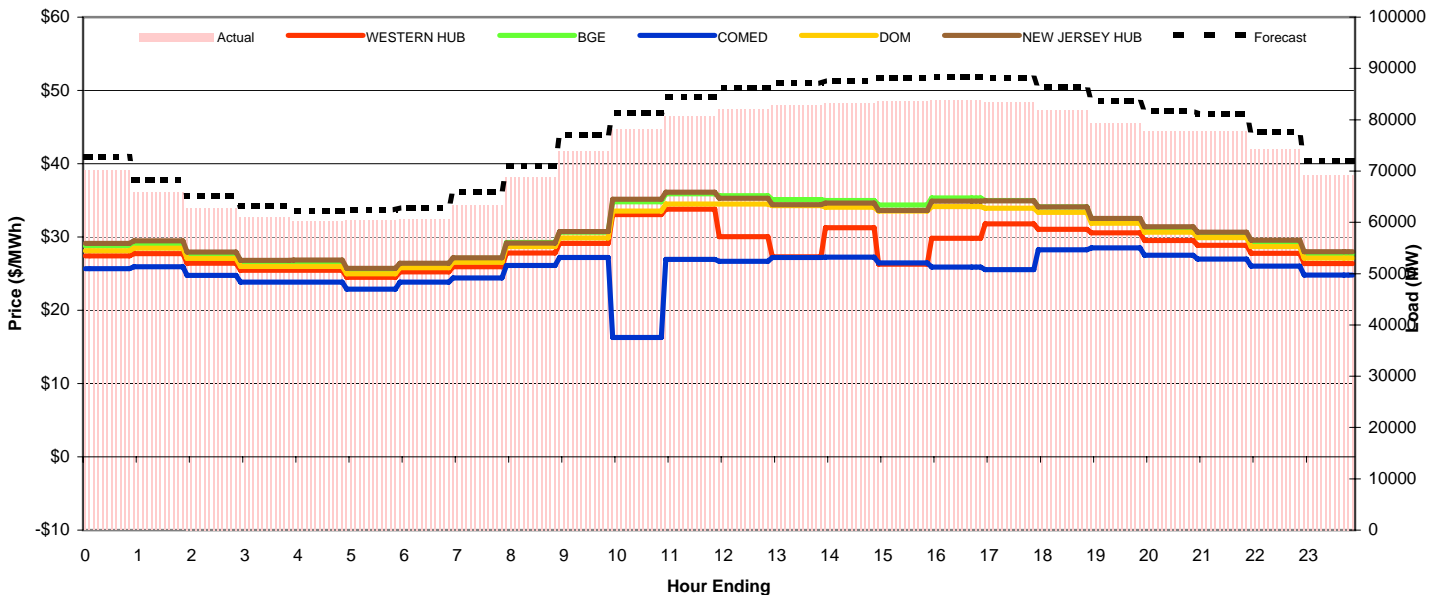
## Day-Ahead Prices and Forecast Load

	HE1	HE2	HE3	HE4	HE5	HE6	HE7	HE8	HE9	HE10	HE11	HE12	HE13	HE14	HE15	HE16	HE17	HE18	HE19	HE20	HE21	HE22	HE23	HE24	avg all/peak
WESTERN HUB	27.88	27.19	25.19	22.28	21.19	20.66	20.92	26.31	28.72	32.12	35.02	39.65	42.81	39.96	39.72	41.92	41.42	40.49	37.95	34.04	34.43	33.62	29.75	26.89	32 / 36
BGE	29.941	29.143	26.926	23.719	22.53	21.902	22.049	27.742	30.151	33.928	37.547	43.794	47.752	47.416	45.078	45.893	45.963	45.595	42.753	37.509	37.714	36.226	31.771	28.494	35 / 40
COMED	7.3955	4.9403	2.694	1.7748	0.9836	1.3331	2.386	4.3501	22.091	23.274	25.454	26.897	28.937	29.138	30.539	31.058	30.532	28.952	27.309	24.712	24.34	25.227	23.525	21.194	19 / 25
DOM	28.878	28.306	26.01	23.056	21.906	21.363	21.479	26.644	29.119	32.589	35.975	41.991	46.171	46.161	44.031	43.939	44.453	43.932	41.848	36.451	36.481	34.948	30.825	27.813	34 / 38
NEW JERSEY HUB	30.17	29.09	26.75	23.73	22.46	21.92	22.04	27.39	29.72	33.74	37.34	42.12	45.15	44.47	42.72	43.79	43.95	42.02	40.25	36.14	36.60	35.76	31.73	28.29	34 / 38
DA Forecast	72.8	68.2	65.1	63.1	62.2	62.4	62.9	66.0	71.1	77.0	81.3	84.3	86.2	87.1	87.6	88.2	88.3	88.1	86.4	83.7	81.7	81.2	77.5	71.9	77 / 82



## Preliminary Real-Time Prices with Forecasted and Actual System Load

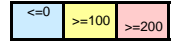
	HE1	HE2	HE3	HE4	HE5	HE6	HE7	HE8	HE9	HE10	HE11	HE12	HE13	HE14	HE15	HE16	HE17	HE18	HE19	HE20	HE21	HE22	HE23	HE24	avg all/peak
WESTERN HUB	27.42	27.72	26.42	25.45	25.47	24.48	25.24	25.93	27.83	29.11	33.07	33.81	30.06	27.28	31.25	26.31	29.85	31.81	31.04	30.55	29.51	28.89	27.76	26.39	28 / 30
BGE	28.762	29.042	27.655	26.554	26.543	25.476	26.257	27.08	29.258	30.669	34.783	35.893	35.654	35.098	34.966	34.346	35.344	34.964	34.089	32.341	31.207	30.535	29.285	27.705	31 / 33
COMED	25.69	25.944	24.761	23.826	23.847	22.881	23.821	24.399	26.102	27.193	16.291	26.935	26.668	27.211	27.261	26.445	25.882	25.546	28.268	28.494	27.506	27.006	26.027	24.789	26 / 26
DOM	28.112	28.455	27.067	25.981	25.978	24.968	25.798	26.539	28.675	29.865	33.557	34.494	34.478	34.265	34.07	33.523	34.163	33.921	33.367	31.865	30.656	29.926	28.687	27.126	30 / 32
NEW JERSEY HUB	29.13	29.48	27.95	26.83	26.85	25.71	26.43	27.16	29.15	30.74	35.16	36.09	35.29	34.39	34.62	33.61	34.88	34.93	34.11	32.54	31.39	30.66	29.55	28.01	31 / 33
Percent Forecast	-3.83	-3.61	-3.59	-3.44	-3.05	-3.15	-3.78	-4.24	-3.33	-3.99	-3.99	-4.41	-5.11	-5.07	-5.21	-5.45	-5.22	-5.46	-5.52	-5.48	-5.02	-4.27	-4.30	-3.98	
RTLoad	70.092	65.815	62.841	61.006	60.316	60.509	60.566	63.319	68.784	74.011	78.145	80.782	82.047	82.876	83.288	83.682	83.926	83.506	81.914	79.335	77.828	77.841	74.317	69.181	



# PJM Daily Report

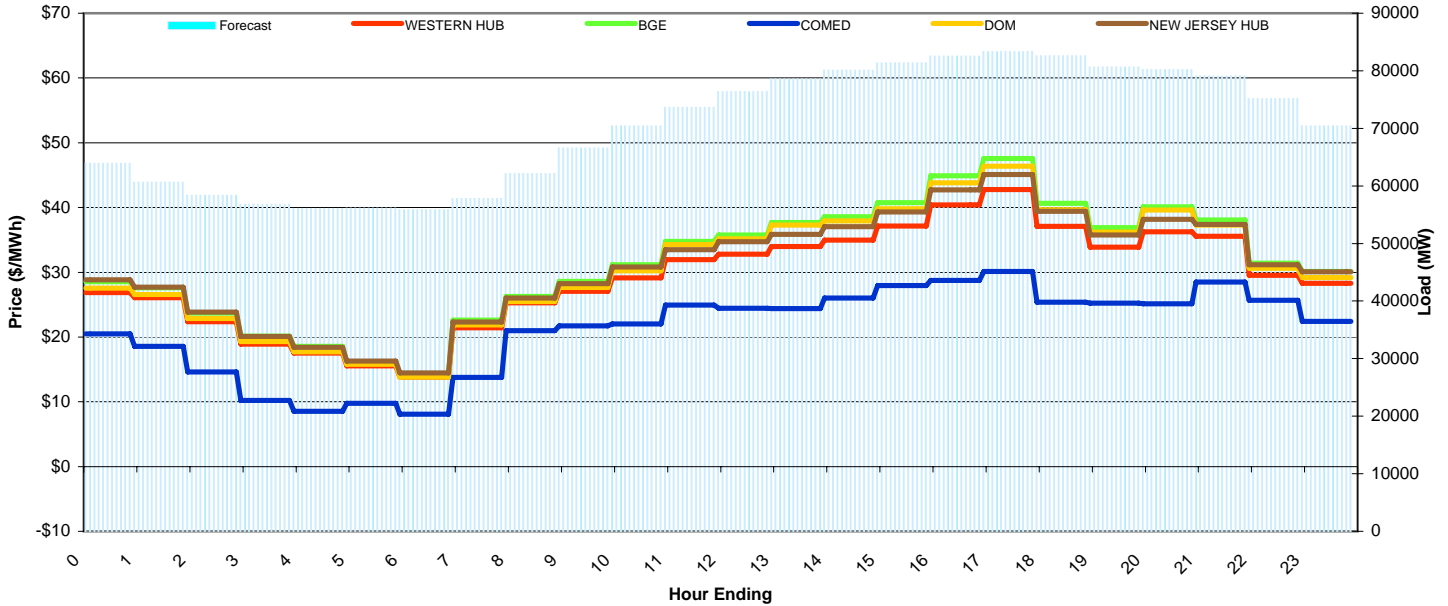
Sunday July 19, 2009

Price Color Codes:



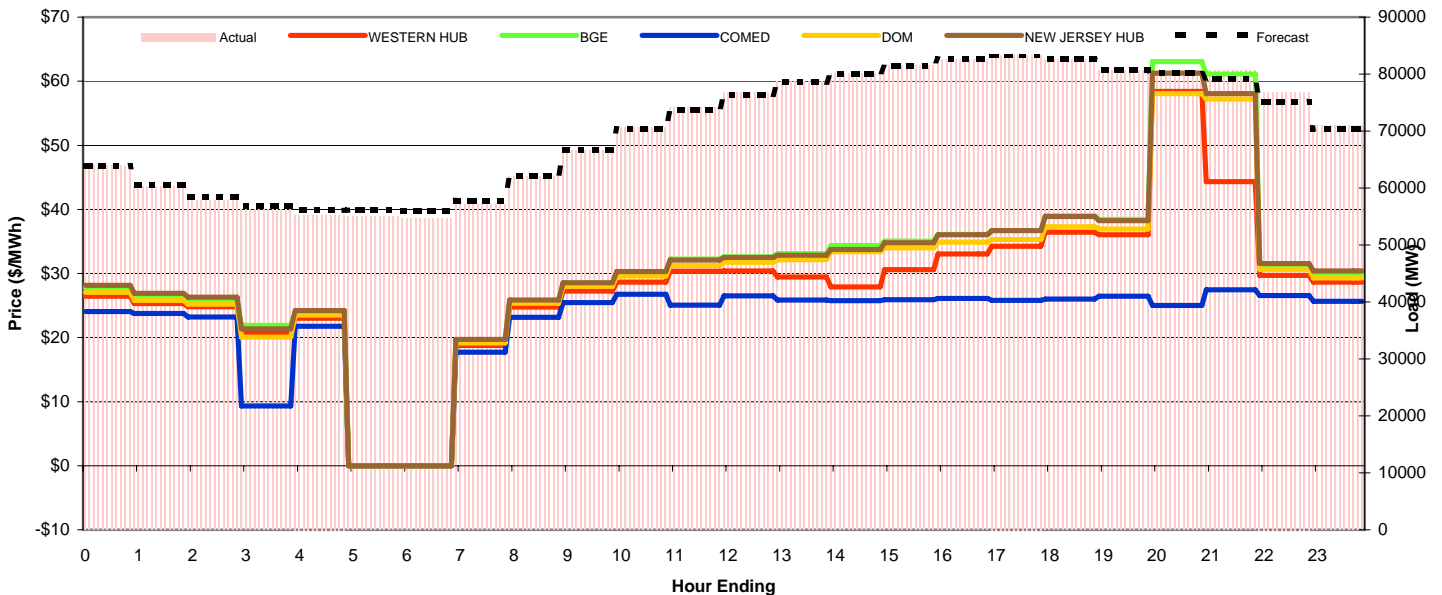
## Day-Ahead Prices and Forecast Load

	HE1	HE2	HE3	HE4	HE5	HE6	HE7	HE8	HE9	HE10	HE11	HE12	HE13	HE14	HE15	HE16	HE17	HE18	HE19	HE20	HE21	HE22	HE23	HE24	avg all/peak
WESTERN HUB	26.87	26.06	22.37	18.93	17.52	15.54	13.83	21.42	25.26	27.07	29.13	31.94	32.79	33.98	34.96	37.16	40.41	42.76	37.08	33.89	36.23	35.54	29.55	28.29	29 / 33
BGE	28.548	27.59	23.677	20.12	18.543	16.133	14.284	22.616	26.249	28.578	31.179	34.791	35.741	37.66	38.58	40.731	44.903	47.552	40.63	36.87	40.097	38.074	31.391	30.117	31 / 36
COMED	20.488	18.552	14.63	10.191	8.5387	9.7467	8.0858	13.747	21.006	21.715	22.02	24.944	24.46	24.376	26.013	27.969	28.741	30.117	25.367	25.25	25.122	28.473	25.658	22.413	21 / 25
DOM	27.578	26.574	22.85	19.324	17.745	15.775	13.841	21.886	25.502	27.667	30.206	34.267	35.15	37.299	37.922	39.802	43.801	46.358	39.683	36.223	39.621	37.298	30.633	29.201	31 / 35
NEW JERSEY HUB	28.84	27.71	23.84	20.09	18.43	16.27	14.47	22.31	26.03	28.24	30.80	33.49	34.72	35.84	37.05	39.34	42.73	45.09	39.40	35.76	38.16	37.40	31.17	30.05	31 / 35
DA Forecast	63.9	60.6	58.4	56.8	56.1	56.1	55.9	57.8	62.2	66.6	70.4	73.7	76.4	78.6	80.1	81.4	82.6	83.3	82.6	80.7	80.2	79.1	75.2	70.4	70 / 76



## Preliminary Real-Time Prices with Forecasted and Actual System Load

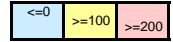
	HE1	HE2	HE3	HE4	HE5	HE6	HE7	HE8	HE9	HE10	HE11	HE12	HE13	HE14	HE15	HE16	HE17	HE18	HE19	HE20	HE21	HE22	HE23	HE24	avg all/peak
WESTERN HUB	26.47	25.33	24.83	20.68	23.03	0.00	0.00	18.75	24.74	27.24	28.63	30.36	30.39	29.44	27.88	30.59	33.02	34.26	36.42	36.06	58.44	44.35	29.72	28.63	28 / 33
BGE	27.766	26.412	25.817	21.907	23.888	0	0	19.511	25.785	28.504	30.161	32.256	32.586	33.088	34.34	35.066	36.086	36.7	38.978	38.44	63.061	61.129	31.285	30.027	31 / 36
COMED	24.062	23.767	23.196	9.3096	21.759	0	0	17.717	23.175	25.477	26.764	25.056	26.492	25.844	25.775	25.918	26.107	25.79	25.999	26.45	24.996	27.452	26.569	25.675	22 / 25
DOM	27.032	25.8	25.222	20.073	23.497	0	0	19.177	25.356	27.988	29.582	31.231	31.731	32.148	33.416	33.995	34.875	35.295	37.278	36.93	58.052	57.222	30.665	29.309	29 / 35
NEW JERSEY HUB	28.18	26.91	26.32	21.35	24.19	0.00	0.00	19.71	25.88	28.56	30.30	32.12	32.51	32.86	33.77	34.78	36.05	36.68	38.88	38.22	61.27	58.08	31.53	30.42	30 / 36
Percent Forecast	0.08	-0.62	-0.83	-1.13	-1.48	-2.16	-2.39	-1.25	-0.34	-0.02	0.28	0.62	0.47	0.06	0.03	0.22	0.03	0.06	-0.07	-0.07	-0.27	1.95	2.17	0.87	
RTLoad	63.96	60.255	57.873	56.189	55.273	54.938	54.584	57.108	61.952	66.605	70.613	74.127	76.76	78.634	80.11	81.537	82.603	83.395	82.544	80.618	79.976	80.652	76.831	71.036	



# PJM Daily Report

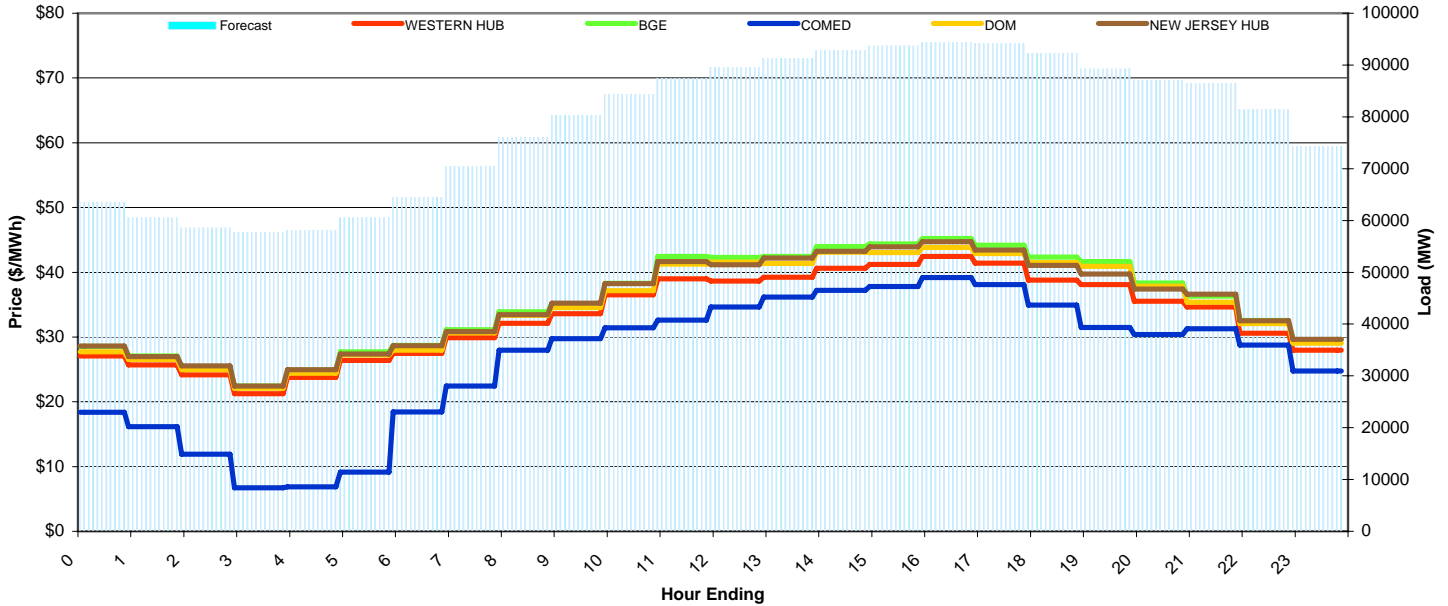
Monday July 20, 2009

Price Color Codes:



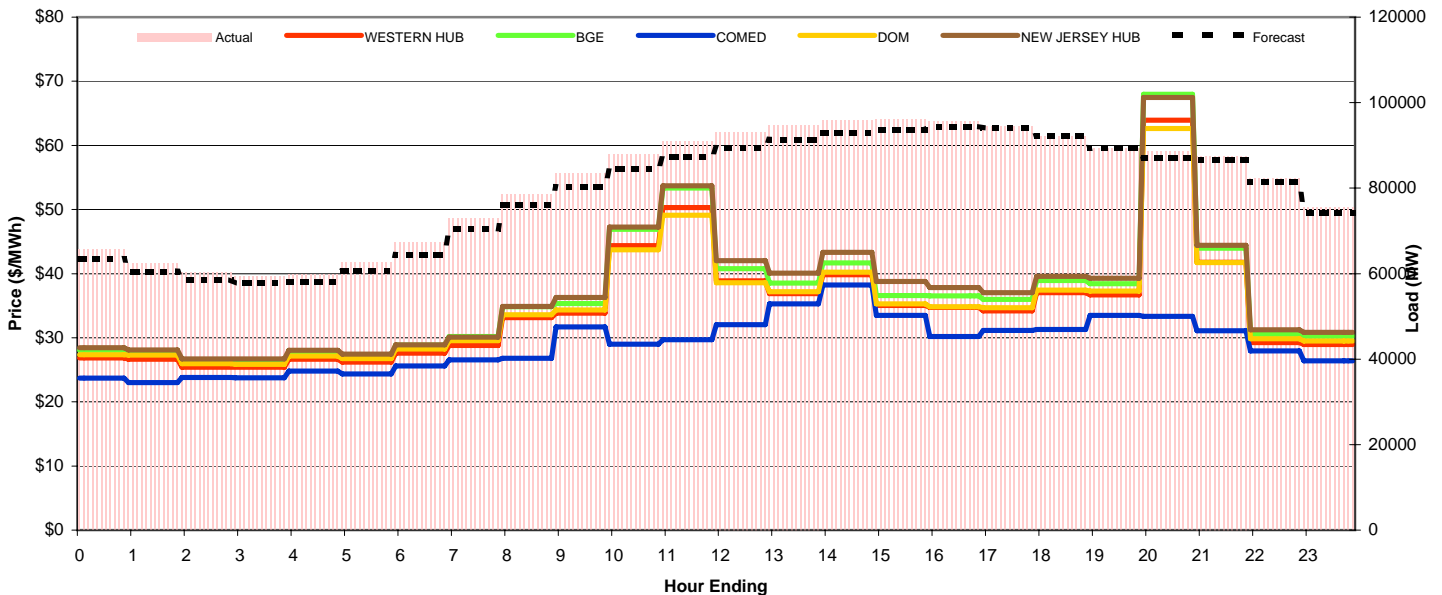
## Day-Ahead Prices and Forecast Load

	HE1	HE2	HE3	HE4	HE5	HE6	HE7	HE8	HE9	HE10	HE11	HE12	HE13	HE14	HE15	HE16	HE17	HE18	HE19	HE20	HE21	HE22	HE23	HE24	avg all/peak
WESTERN HUB	27.09	25.70	24.18	21.25	23.76	26.41	27.48	29.88	32.13	33.62	36.53	39.00	38.64	39.26	40.60	41.22	42.46	41.42	38.81	38.08	35.53	34.65	30.58	27.96	33 / 37
BGE	28.546	27.077	25.362	22.435	24.921	27.702	28.732	31.122	33.88	35.15	38.285	42.457	42.299	42.47	43.968	44.373	45.197	44.183	42.353	41.672	38.357	36.324	32.561	29.594	35 / 40
COMED	18.402	16.15	11.896	6.7394	6.8886	9.1582	18.418	22.435	27.958	29.765	31.409	32.593	34.643	36.171	37.21	37.777	39.2	38.114	34.929	31.489	30.373	31.276	28.742	24.771	27 / 33
DOM	27.72	26.514	24.932	22.066	24.398	27.209	27.976	30.617	33.344	34.553	37.155	41.269	41.57	41.344	43.065	43.025	43.807	42.898	41.512	40.93	37.839	35.399	32.091	29.047	35 / 39
NEW JERSEY HUB	28.62	26.98	25.52	22.44	24.94	27.36	28.64	30.82	33.44	35.22	38.24	41.65	41.15	42.19	43.21	43.91	44.72	43.43	41.05	39.74	37.40	36.61	32.53	29.64	35 / 39
DA Forecast	63.5	60.5	58.5	57.7	58.1	60.5	64.5	70.4	76.0	80.3	84.4	87.4	89.5	91.4	92.8	93.7	94.4	94.1	92.3	89.3	87.1	86.5	81.4	74.3	79 / 87



## Preliminary Real-Time Prices with Forecasted and Actual System Load

	HE1	HE2	HE3	HE4	HE5	HE6	HE7	HE8	HE9	HE10	HE11	HE12	HE13	HE14	HE15	HE16	HE17	HE18	HE19	HE20	HE21	HE22	HE23	HE24	avg all/peak
WESTERN HUB	26.85	26.63	25.39	25.40	26.67	26.19	27.61	28.82	33.14	33.82	44.37	50.33	38.86	36.87	39.84	35.03	34.73	34.20	37.05	36.69	63.95	41.75	29.24	28.94	35 / 39
BGE	28.054	27.782	26.44	26.393	27.717	27.288	28.834	30.196	34.81	35.34	46.921	53.365	40.749	38.51	41.652	36.585	36.531	35.958	38.922	38.436	67.966	43.959	30.556	30.236	36 / 41
COMED	23.722	22.994	23.825	23.74	24.795	24.334	25.591	26.55	26.817	31.708	28.982	29.676	32.055	35.278	38.244	33.47	30.184	31.152	31.274	33.462	33.318	31.113	27.944	26.396	29 / 31
DOM	27.368	27.278	25.954	25.862	27.131	26.733	28.234	29.54	33.601	34.343	43.717	49.111	38.58	37.169	40.243	35.288	34.847	34.665	37.441	37.271	62.638	41.711	29.851	29.477	35 / 39
NEW JERSEY HUB	28.43	28.11	26.72	26.69	28.06	27.44	28.89	30.10	34.88	36.26	47.25	53.70	42.04	40.07	43.31	38.76	37.81	37.02	39.58	39.27	67.46	44.40	31.22	30.85	37 / 41
Percent Forecast	3.43	2.78	2.71	2.66	2.95	3.44	4.06	3.38	3.27	3.73	3.89	3.97	3.93	3.59	3.02	2.47	1.21	0.35	-0.33	-0.01	1.65	1.09	1.10	1.65	
RTLoad	65.763	62.247	60.164	59.314	59.827	62.688	67.22	72.896	78.615	83.433	87.792	90.985	93.136	94.759	95.727	96.038	95.522	94.451	91.989	89.268	88.541	87.491	82.335	75.525	



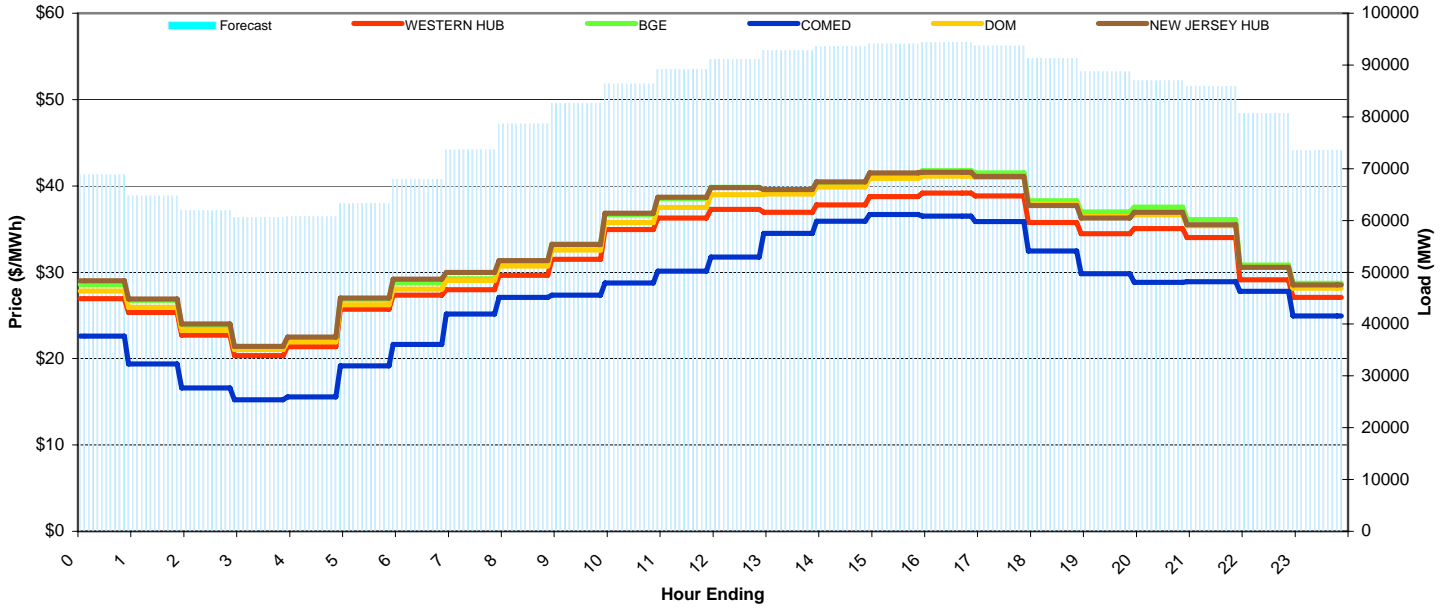
# PJM Daily Report

Tuesday July 21, 2009

Price Color Codes: ≤0 ≥100 ≥200

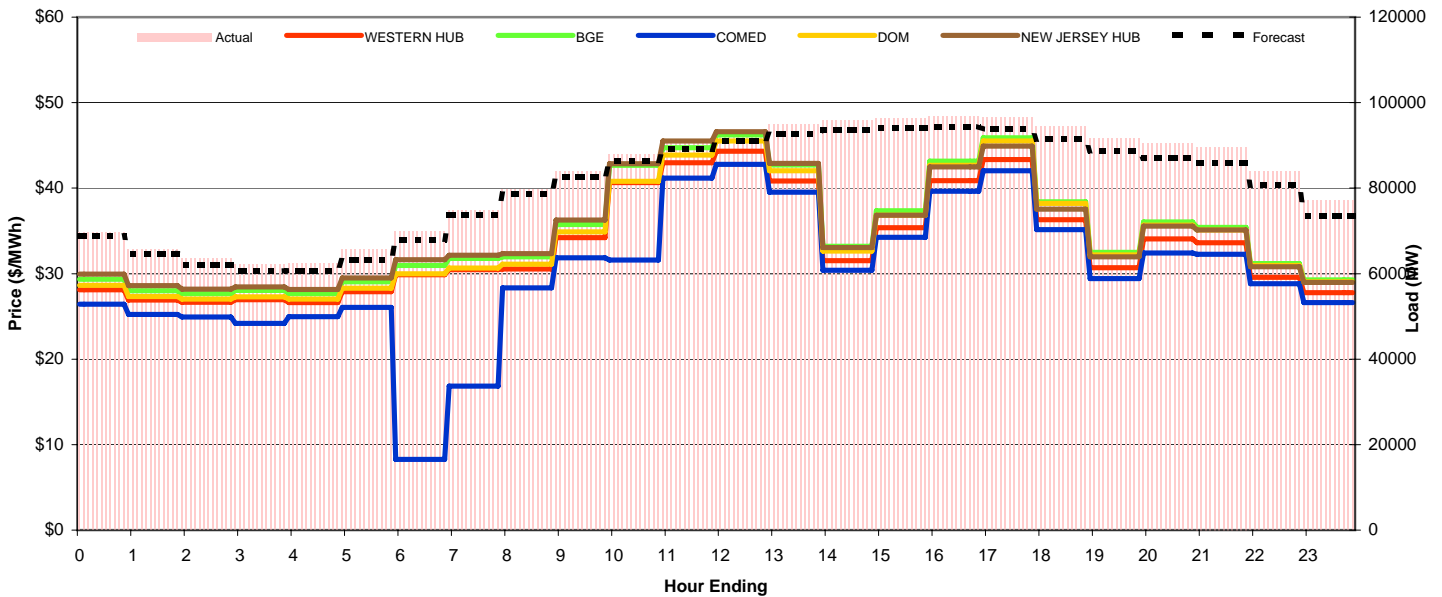
## Day-Ahead Prices and Forecast Load

	HE1	HE2	HE3	HE4	HE5	HE6	HE7	HE8	HE9	HE10	HE11	HE12	HE13	HE14	HE15	HE16	HE17	HE18	HE19	HE20	HE21	HE22	HE23	HE24	avg all/peak
WESTERN HUB	26.95	25.35	22.72	20.35	21.39	25.71	27.37	27.97	29.64	31.49	34.94	36.26	37.29	36.93	37.79	38.78	39.16	38.85	35.75	34.45	35.06	34.01	29.12	27.10	31 / 35
BGE	28.577	26.754	23.826	21.239	22.289	26.87	28.8	29.254	31.192	33.27	36.7	38.543	39.856	39.52	40.34	41.417	41.763	41.497	38.285	36.978	37.553	36.091	30.845	28.708	33 / 37
COMED	22.62	19.38	16.599	15.238	15.558	19.167	21.633	25.177	27.082	27.368	28.748	30.118	31.774	34.492	35.923	36.703	36.509	35.873	32.454	29.842	28.845	28.916	27.788	24.957	27 / 31
DOM	27.822	25.938	23.282	21.041	21.939	26.223	28.067	29.04	30.723	32.58	35.776	37.487	38.987	39.053	39.877	40.878	41.142	40.998	37.907	36.47	36.642	35.387	30.572	28.169	33 / 36
NEW JERSEY HUB	29.01	26.92	24.01	21.40	22.49	27.02	29.22	29.98	31.36	33.21	36.84	38.67	39.82	39.59	40.46	41.50	41.60	41.11	37.74	36.27	36.94	35.51	30.58	28.53	33 / 37
DA Forecast	68.8	64.7	61.9	60.6	60.7	63.3	68.0	73.6	78.6	82.6	86.4	89.1	91.1	92.7	93.6	94.1	94.4	93.7	91.4	88.7	87.0	85.9	80.7	73.5	80 / 88



## Preliminary Real-Time Prices with Forecasted and Actual System Load

	HE1	HE2	HE3	HE4	HE5	HE6	HE7	HE8	HE9	HE10	HE11	HE12	HE13	HE14	HE15	HE16	HE17	HE18	HE19	HE20	HE21	HE22	HE23	HE24	avg all/peak
WESTERN HUB	28.12	26.91	26.65	26.96	26.63	27.90	29.86	30.47	30.54	34.19	40.64	42.97	44.32	40.84	31.53	35.37	40.87	43.35	36.31	30.71	34.05	33.60	29.57	27.78	33 / 36
BGE	29.328	27.992	27.646	28.018	27.643	29.042	30.969	31.76	31.965	35.743	42.655	44.719	46.217	42.698	33.215	37.339	43.16	45.904	38.411	32.494	36.041	35.419	31.174	29.266	35 / 38
COMED	26.442	25.23	24.918	24.168	24.968	26.069	8.2874	16.847	28.316	31.834	31.604	41.169	42.765	39.536	30.387	34.267	39.648	42.016	35.145	29.422	32.41	32.25	28.805	26.603	30 / 34
DOM	28.645	27.318	27.007	27.284	27.039	28.314	29.963	30.664	31.115	34.883	40.817	43.867	45.505	42.05	32.623	36.836	42.675	45.517	38.224	32.201	35.66	35.098	30.941	29.058	34 / 37
NEW JERSEY HUB	29.94	28.61	28.19	28.46	28.15	29.49	31.63	32.17	32.34	36.26	42.85	45.52	46.59	42.89	33.06	36.82	42.48	44.90	37.55	31.96	35.55	35.10	30.81	28.99	35 / 38
Percent Forecast	1.32	1.56	2.56	2.51	2.78	3.45	2.59	1.67	1.35	1.54	1.82	1.69	2.09	2.30	2.36	2.39	2.51	2.94	3.22	3.17	3.75	4.14	3.88	4.54	
RTLoad	69.714	65.731	63.524	62.184	62.453	65.542	69.812	74.884	79.703	83.938	87.968	90.642	93.063	94.932	95.916	96.364	96.797	96.547	94.414	91.597	90.378	89.635	83.914	77.018	



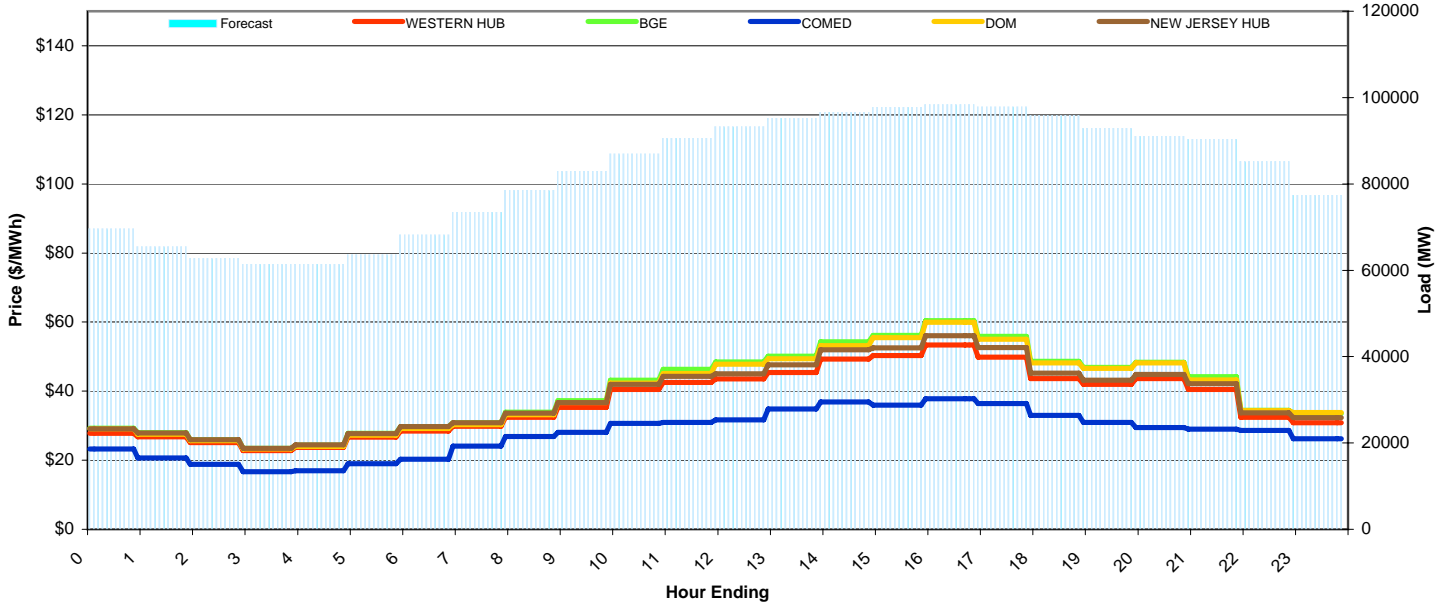
# PJM Daily Report

Wednesday July 22, 2009

Price Color Codes: ≤0 ≥100 ≥200

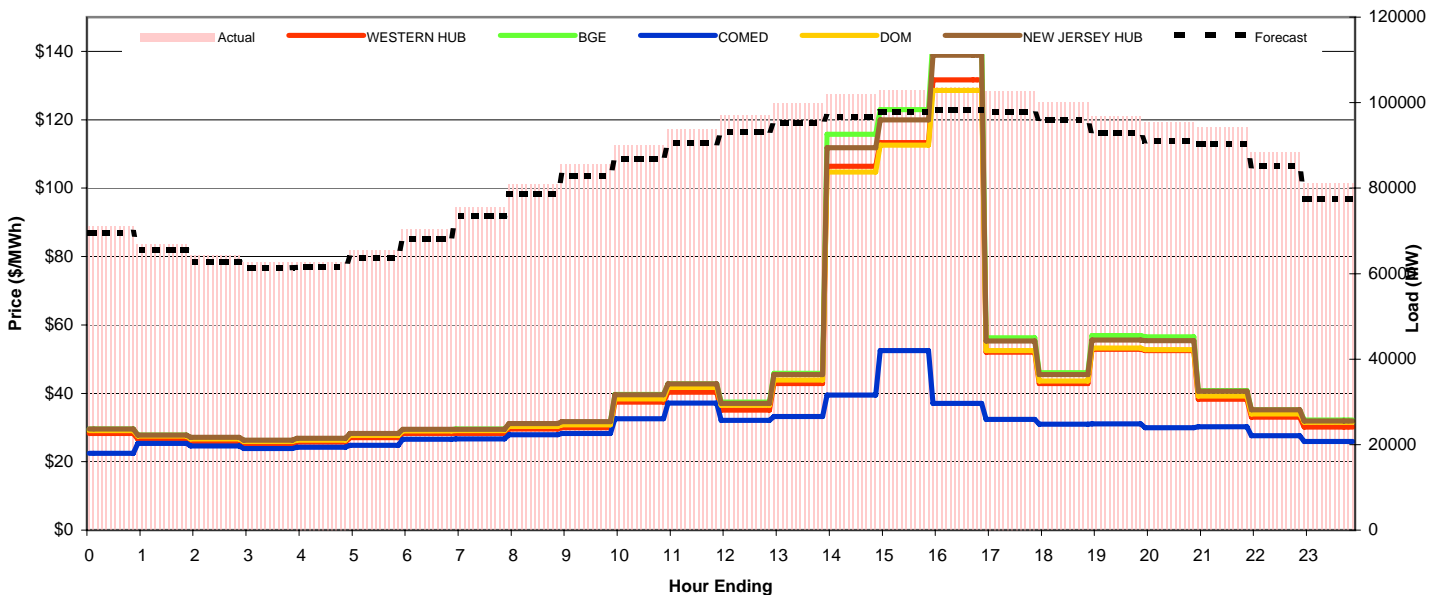
## Day-Ahead Prices and Forecast Load

	HE1	HE2	HE3	HE4	HE5	HE6	HE7	HE8	HE9	HE10	HE11	HE12	HE13	HE14	HE15	HE16	HE17	HE18	HE19	HE20	HE21	HE22	HE23	HE24	avg all/peak
WESTERN HUB	27.81	26.74	25.13	22.83	23.69	26.70	28.41	29.86	32.39	35.34	40.51	42.51	43.58	45.40	49.32	50.29	53.34	49.86	43.62	42.00	43.65	40.53	32.40	30.86	37 / 42
BGE	29.307	27.958	25.978	23.44	24.342	27.757	29.735	30.869	33.87	37.2	43.19	46.331	48.45	50.155	54.309	56.14	60.384	55.822	48.68	46.859	48.386	44.15	34.466	33.583	40 / 46
COMED	23.228	20.66	18.825	16.673	16.923	19.01	20.289	24.085	26.885	28.075	30.629	30.935	31.704	34.853	36.892	35.982	37.761	36.402	32.976	30.942	29.495	29.034	28.644	26.202	28 / 32
DOM	29.061	27.547	25.647	23.221	24.028	27.268	29.211	30.278	33.131	36.675	42.301	45.162	47.799	49.428	53.221	55.506	59.934	55.006	48.189	46.616	48.157	43.313	34.356	33.811	40 / 46
NEW JERSEY HUB	29.08	27.86	25.95	23.48	24.42	27.69	29.74	30.85	33.64	36.67	41.93	44.25	45.04	47.64	51.96	52.53	56.06	52.64	45.26	43.16	44.85	42.15	33.72	32.31	38 / 44
DA Forecast	69.6	65.4	62.7	61.4	61.5	63.6	68.2	73.5	78.5	82.9	86.9	90.6	93.2	95.3	96.7	97.8	98.4	97.8	95.9	92.9	91.1	90.3	85.2	77.4	82 / 90



## Preliminary Real-Time Prices with Forecasted and Actual System Load

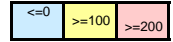
	HE1	HE2	HE3	HE4	HE5	HE6	HE7	HE8	HE9	HE10	HE11	HE12	HE13	HE14	HE15	HE16	HE17	HE18	HE19	HE20	HE21	HE22	HE23	HE24	avg all/peak
WESTERN HUB	28.23	26.60	25.96	25.27	25.74	27.09	28.26	28.23	29.55	29.98	37.43	40.34	35.12	42.86	106.35	113.30	131.67	52.07	42.88	52.84	52.52	38.27	33.05	30.14	45 / 54
BGE	29.531	27.787	27.016	26.242	26.713	28.178	29.416	29.585	31.004	31.561	39.683	42.756	37.391	45.877	115.73	122.93	144.13	56.232	46.026	56.912	56.557	40.821	35.143	32.192	48 / 58
COMED	22.483	25.316	24.583	23.875	24.209	24.835	26.554	26.664	27.895	28.225	32.575	37.188	32.119	33.176	39.505	52.473	37.072	32.333	30.936	31.051	29.969	30.182	27.576	25.922	30 / 33
DOM	29.136	27.484	26.662	25.901	26.298	27.677	28.962	29.104	30.313	30.768	38.369	41.728	36.485	43.886	104.67	112.57	128.55	52.491	43.632	53.217	52.769	39.166	33.956	31.494	46 / 54
NEW JERSEY HUB	29.60	27.82	27.11	26.32	26.84	28.25	29.50	29.43	31.12	31.74	39.62	42.80	37.05	45.44	111.86	119.92	138.87	55.31	45.45	55.55	55.38	40.62	35.16	31.92	48 / 57
Percent Forecast	2.00	2.12	2.44	2.05	2.06	2.90	3.04	2.60	2.96	2.97	3.42	3.47	3.85	4.56	5.20	4.92	4.98	4.77	4.12	4.05	4.44	3.98	3.59	4.64	
RTLload	71.012	66.83	64.276	62.642	62.769	65.502	70.311	75.447	80.891	85.463	90.024	93.821	96.947	99.805	101.98	102.81	103.51	102.73	99.985	96.824	95.303	94.067	88.364	81.184	



# PJM Daily Report

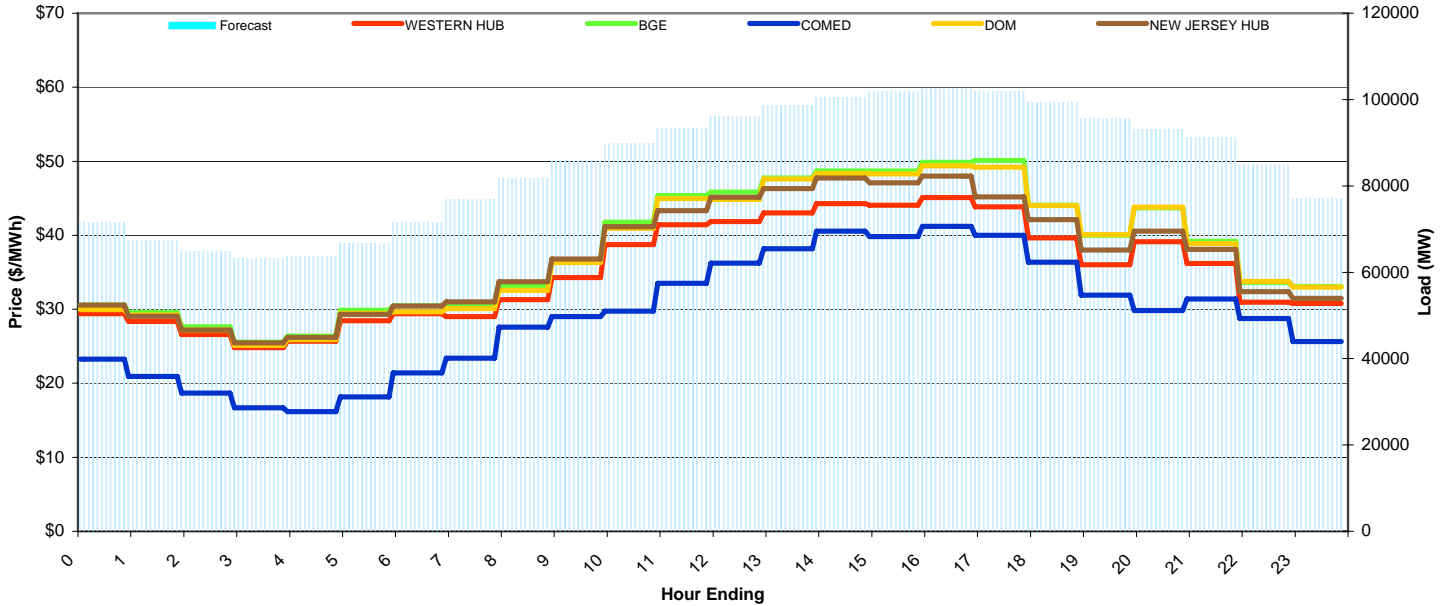
Thursday July 23, 2009

Price Color Codes:



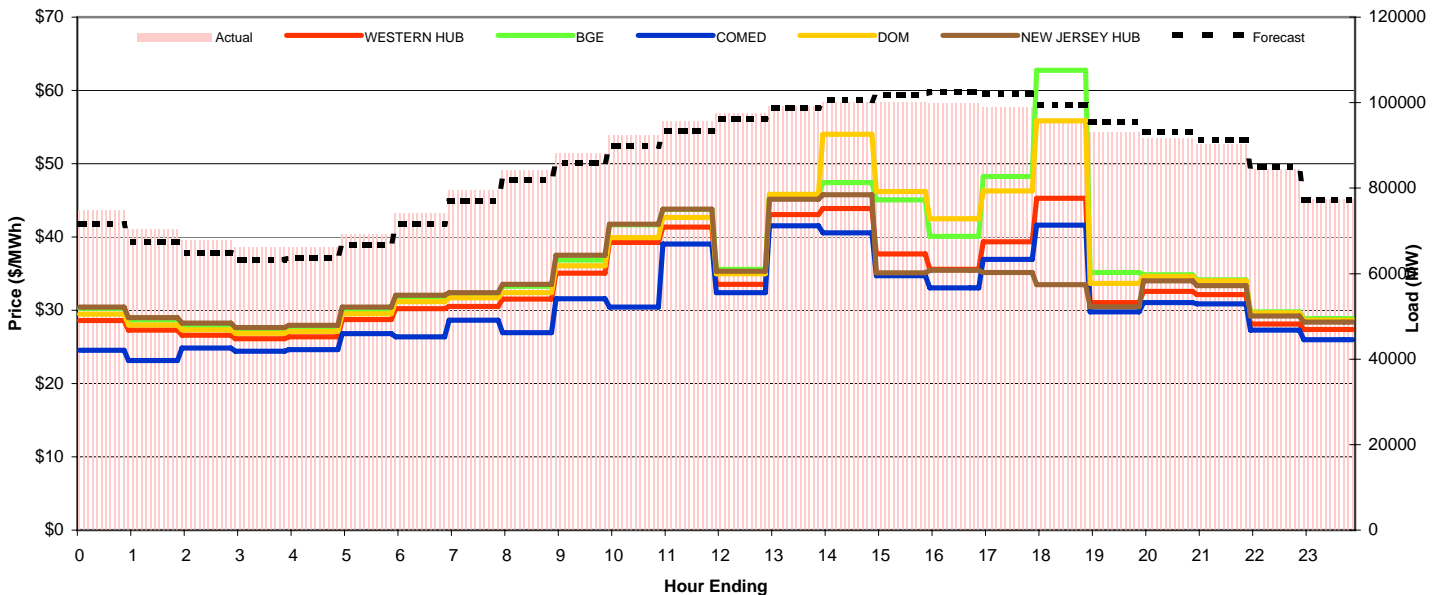
## Day-Ahead Prices and Forecast Load

	HE1	HE2	HE3	HE4	HE5	HE6	HE7	HE8	HE9	HE10	HE11	HE12	HE13	HE14	HE15	HE16	HE17	HE18	HE19	HE20	HE21	HE22	HE23	HE24	avg all/peak
WESTERN HUB	29.38	28.34	26.60	24.83	25.69	28.44	29.41	29.00	31.32	34.29	38.76	41.43	41.87	43.00	44.29	44.06	45.10	43.83	39.65	36.04	39.13	36.20	30.96	30.78	35 / 39
BGE	30.57	29.57	27.618	25.557	26.355	29.87	30.479	30.56	33.08	36.692	41.765	45.347	45.85	47.746	48.694	48.686	49.833	50.132	44.079	39.98	43.701	39.187	33.655	33.057	38 / 42
COMED	23.262	20.907	18.663	16.681	16.187	18.158	21.403	23.389	27.573	28.994	29.751	33.49	36.211	38.193	40.537	39.81	41.219	40.013	36.376	31.894	29.824	31.395	28.769	25.646	29 / 34
DOM	29.947	29.208	27.186	25.124	25.906	29.454	29.676	30.103	32.547	36.304	40.943	44.954	44.815	47.608	48.356	48.31	49.375	49.206	44.014	40.095	43.807	38.857	33.786	32.985	38 / 42
NEW JERSEY HUB	30.55	29.07	27.19	25.45	26.19	29.32	30.45	30.99	33.73	36.81	41.18	43.33	45.13	46.32	47.71	47.10	47.98	45.16	42.13	38.01	40.56	38.10	32.37	31.50	37 / 41
DA Forecast	71.6	67.4	64.8	63.3	63.7	66.7	71.5	76.9	81.8	85.8	89.8	93.3	96.1	98.7	100.5	101.9	102.5	102.0	99.4	95.5	93.2	91.3	84.9	77.2	85 / 93



## Preliminary Real-Time Prices with Forecasted and Actual System Load

	HE1	HE2	HE3	HE4	HE5	HE6	HE7	HE8	HE9	HE10	HE11	HE12	HE13	HE14	HE15	HE16	HE17	HE18	HE19	HE20	HE21	HE22	HE23	HE24	avg all/peak
WESTERN HUB	28.61	27.28	26.58	26.12	26.39	28.73	30.22	30.53	31.51	35.05	39.27	41.37	33.54	43.06	43.90	37.69	35.59	39.36	45.28	31.04	32.59	32.12	28.13	27.38	33 / 36
BGE	30.266	28.688	27.828	27.326	27.603	30.085	31.718	32.244	33.284	36.836	41.667	43.736	35.603	45.799	47.412	45.051	40.109	48.243	62.746	35.166	34.827	34.156	29.79	28.884	37 / 40
COMED	24.529	23.146	24.832	24.429	24.62	26.799	26.386	28.643	26.944	31.593	30.452	39.052	32.386	41.509	40.572	34.729	33.054	36.945	41.613	29.794	31.034	30.86	27.279	25.973	31 / 34
DOM	29.475	27.978	27.324	26.876	27.104	29.534	31.196	31.697	32.397	36.069	39.931	42.676	34.958	45.796	54.029	46.222	42.49	46.299	55.864	33.662	34.626	34.018	29.651	28.662	36 / 40
NEW JERSEY HUB	30.43	29.01	28.25	27.65	27.93	30.43	32.06	32.38	33.53	37.51	41.76	43.79	35.32	45.13	45.75	35.11	35.47	35.17	33.48	30.48	34.02	33.38	29.20	28.38	34 / 36
Percent Forecast	4.25	4.25	4.27	4.26	3.76	3.50	3.53	3.21	2.81	2.68	2.85	2.33	1.36	0.32	-0.52	-1.77	-2.85	-3.09	-3.32	-2.59	-1.68	-1.30	-0.53	0.42	
RTLoad	74.731	70.409	67.703	66.111	66.158	69.092	74.154	79.405	84.214	88.196	92.476	95.564	97.476	99.024	100.01	100.09	99.676	98.906	96.19	93.102	91.661	90.123	84.437	77.491	



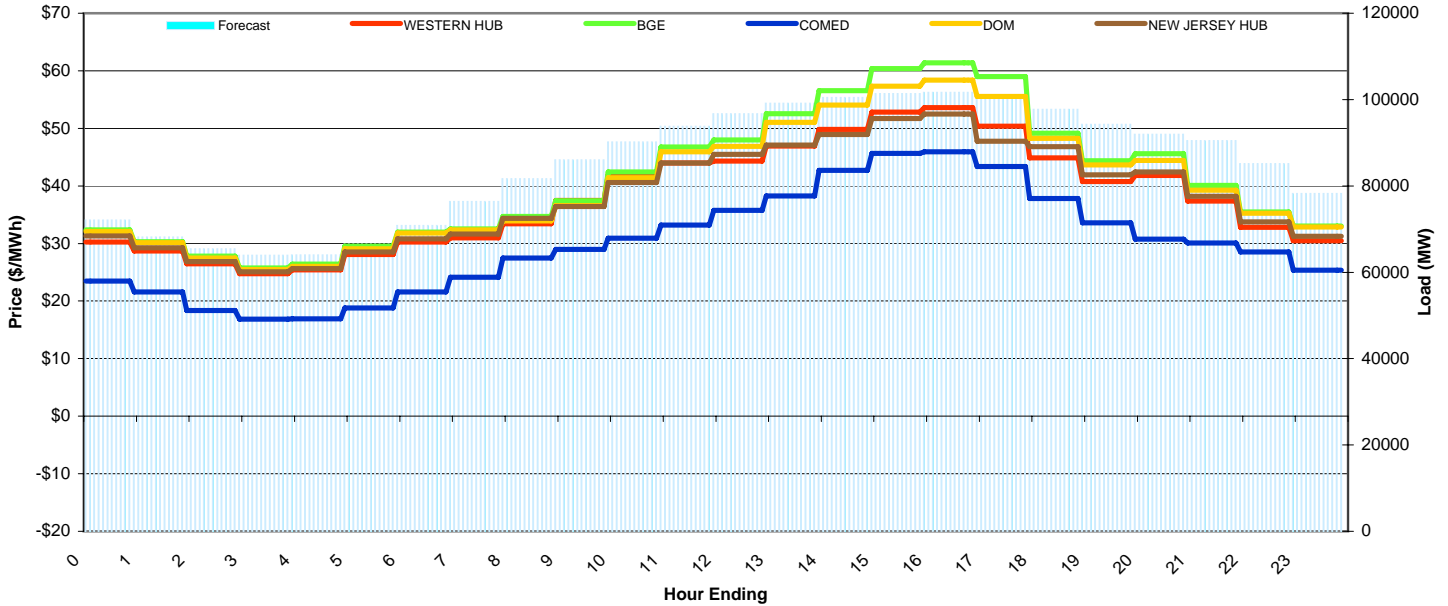
# PJM Daily Report

Friday July 24, 2009

Price Color Codes: ≤0 ≥100 ≥200

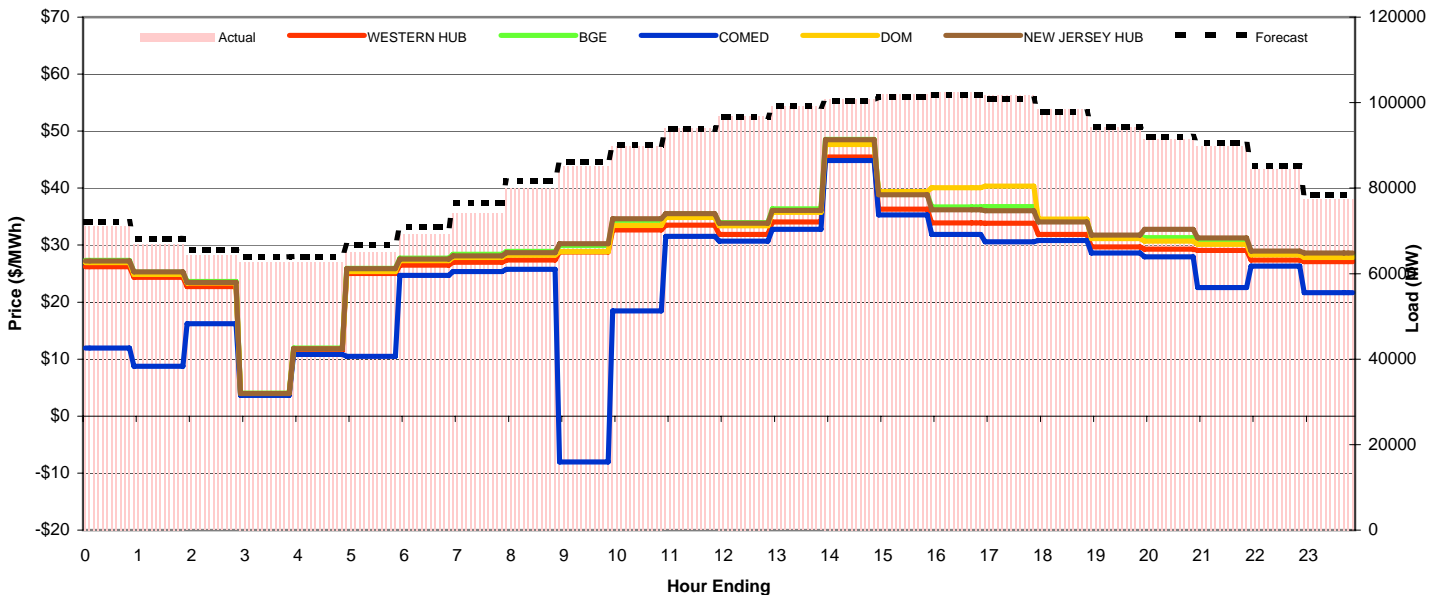
## Day-Ahead Prices and Forecast Load

	HE1	HE2	HE3	HE4	HE5	HE6	HE7	HE8	HE9	HE10	HE11	HE12	HE13	HE14	HE15	HE16	HE17	HE18	HE19	HE20	HE21	HE22	HE23	HE24	avg all/peak
WESTERN HUB	30.28	28.71	26.45	24.75	25.39	28.11	30.25	30.98	33.41	37.48	42.00	44.00	44.29	46.92	49.80	52.81	53.62	50.40	44.87	40.76	41.84	37.36	32.83	30.49	38 / 43
BGE	32.34	30.334	27.8	25.758	26.416	29.541	31.996	32.509	34.688	37.407	42.407	46.77	48.013	52.57	56.524	60.37	61.408	58.986	49.153	44.371	45.606	40.114	35.47	33.006	41 / 47
COMED	23.488	21.597	18.351	16.842	16.917	18.812	21.576	24.152	27.465	28.963	30.917	33.175	35.73	38.244	42.693	45.644	45.919	43.351	37.79	33.579	30.735	30.099	28.553	25.357	30 / 35
DOM	32.062	30.133	27.481	25.452	26.043	29.092	31.831	32.378	33.911	36.57	41.415	45.938	46.898	51.026	54.031	57.303	58.361	55.522	48.263	43.66	44.419	39.252	35.239	32.843	40 / 45
NEW JERSEY HUB	31.30	29.24	26.87	25.08	25.65	28.54	30.80	31.63	34.37	36.40	40.62	44.00	45.49	47.12	48.93	51.69	52.50	47.74	46.82	41.91	42.43	38.23	33.77	31.27	38 / 43
DA Forecast	72.1	68.2	65.5	63.9	64.0	66.6	70.9	76.4	81.7	86.0	90.2	93.8	96.7	99.2	100.5	101.4	101.7	100.8	97.8	94.3	92.0	90.5	85.2	78.3	85 / 93



## Preliminary Real-Time Prices with Forecasted and Actual System Load

	HE1	HE2	HE3	HE4	HE5	HE6	HE7	HE8	HE9	HE10	HE11	HE12	HE13	HE14	HE15	HE16	HE17	HE18	HE19	HE20	HE21	HE22	HE23	HE24	avg all/peak
WESTERN HUB	26.20	24.34	22.73	3.85	11.50	25.01	26.49	27.02	27.39	28.81	32.64	33.48	31.88	34.08	45.45	36.31	33.88	33.85	31.90	29.69	29.27	29.08	27.38	27.09	28 / 32
BGE	27.326	25.265	23.613	4.0091	11.944	25.913	27.749	28.41	28.892	29.895	34.334	35.488	33.941	36.391	48.545	38.952	36.733	36.763	34.229	31.68	31.318	30.702	28.778	28.399	30 / 34
COMED	11.93	8.7442	16.226	3.6224	10.809	10.491	24.673	25.358	25.765	-8.029	18.469	31.531	30.721	32.752	44.874	35.285	31.868	30.601	30.788	28.617	27.928	22.538	26.307	21.672	23 / 27
DOM	26.934	24.847	23.362	3.9772	11.827	25.391	27.297	27.826	28.206	28.831	33.451	34.846	33.372	35.772	47.668	39.405	40.086	40.362	34.553	31.168	30.68	30.161	28.258	27.827	30 / 34
NEW JERSEY HUB	27.24	25.30	23.48	3.97	11.84	25.88	27.53	28.13	28.70	30.26	34.62	35.53	33.82	36.10	48.48	38.86	36.18	36.06	34.08	31.74	32.75	31.27	28.97	28.62	30 / 34
Percent Forecast	-1.36	-2.05	-1.92	-2.02	-2.06	-2.27	-2.36	-2.93	-2.14	-1.12	-0.31	0.16	0.14	-0.05	0.38	0.60	0.77	1.00	0.76	0.02	-0.51	-0.62	-0.86	-1.09	
RTLoad	71.154	66.812	64.241	62.677	62.726	65.115	69.254	74.25	79.992	85.09	89.934	93.958	96.833	99.133	100.87	101.98	102.49	101.8	98.509	94.29	91.514	89.912	84.433	77.426	

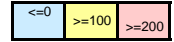




# PJM Daily Report

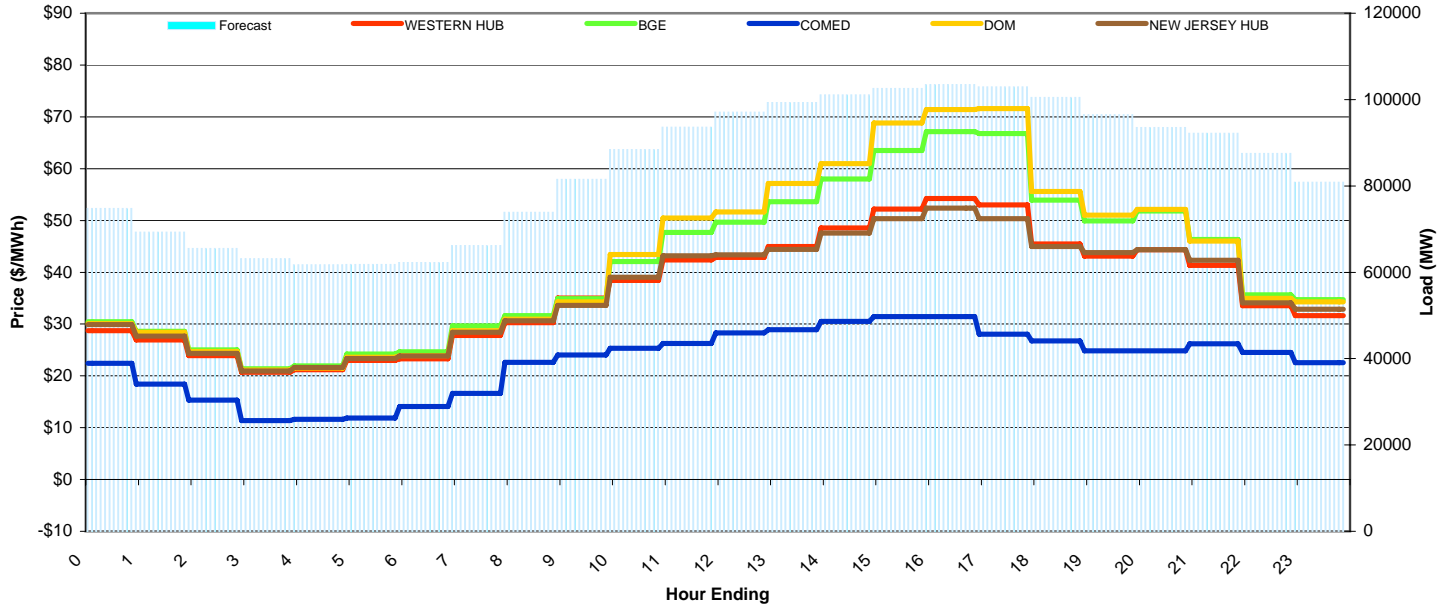
Saturday July 25, 2009

Price Color Codes:



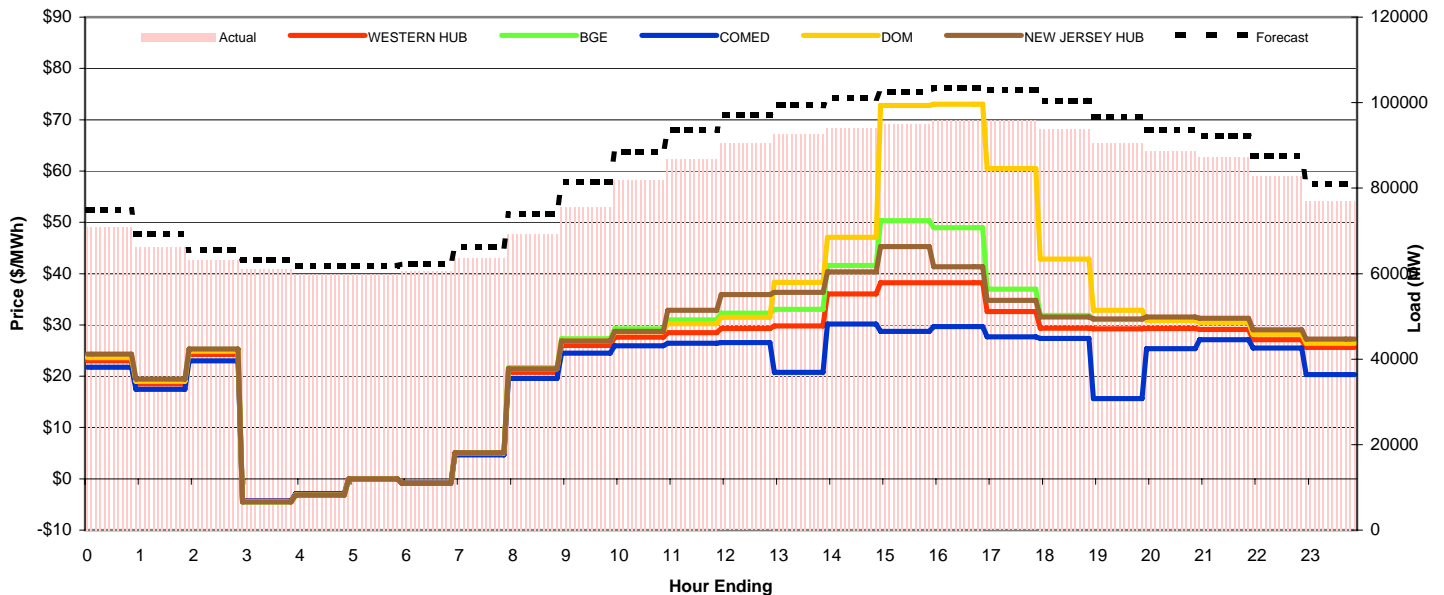
## Day-Ahead Prices and Forecast Load

	HE1	HE2	HE3	HE4	HE5	HE6	HE7	HE8	HE9	HE10	HE11	HE12	HE13	HE14	HE15	HE16	HE17	HE18	HE19	HE20	HE21	HE22	HE23	HE24	avg all/peak
WESTERN HUB	28.75	26.97	23.94	20.69	21.20	22.98	23.26	27.83	30.25	35.00	38.41	42.35	42.86	45.00	48.55	52.17	54.24	53.00	45.47	43.12	44.34	41.31	33.54	31.62	37 / 42
BGE	30.486	28.593	25.024	21.395	21.945	24.199	24.681	29.626	31.61	34.925	42.047	47.709	49.65	53.628	58.03	63.511	67.161	66.78	53.913	49.887	51.816	46.313	35.631	34.73	41 / 49
COMED	22.415	18.438	15.335	11.357	11.62	11.837	14.058	16.635	22.636	24.003	25.315	26.245	28.278	28.9	30.493	31.429	31.442	28.042	26.764	24.85	24.849	26.171	24.51	22.528	23 / 26
DOM	30.096	28.399	24.686	21.109	21.475	23.592	23.913	28.729	30.938	34.307	43.428	50.499	51.627	57.111	60.999	68.787	71.425	71.585	55.567	51.05	52.119	46.039	34.997	34.279	42 / 51
NEW JERSEY HUB	29.87	27.71	24.37	20.94	21.60	23.37	23.88	28.40	30.67	33.60	39.02	43.17	43.34	44.39	47.57	50.35	52.37	50.34	45.00	43.82	44.36	42.34	34.10	32.89	37 / 42
DA Forecast	74.8	69.3	65.5	63.1	61.7	61.8	62.3	66.2	73.9	81.5	88.4	93.6	97.1	99.3	101.1	102.6	103.4	103.0	100.5	96.5	93.6	92.2	87.5	80.9	84 / 93



## Preliminary Real-Time Prices with Forecasted and Actual System Load

	HE1	HE2	HE3	HE4	HE5	HE6	HE7	HE8	HE9	HE10	HE11	HE12	HE13	HE14	HE15	HE16	HE17	HE18	HE19	HE20	HE21	HE22	HE23	HE24	avg all/peak
WESTERN HUB	22.99	18.48	24.24	-4.32	-3.04	0.00	-0.85	4.91	20.74	25.96	27.60	28.47	29.28	29.83	36.06	38.21	38.23	32.58	29.38	29.26	29.32	29.11	27.13	25.63	22 / 29
BGE	24.099	19.337	25.247	-4.491	-3.152	0	-0.886	5.1005	21.68	27.31	29.208	30.971	32.317	33.06	41.595	50.301	48.956	36.978	31.846	31.071	31.3	30.971	28.678	26.971	25 / 32
COMED	21.737	17.473	22.984	-4.297	-2.901	0	-0.804	4.6367	19.551	24.489	25.935	26.461	26.549	20.737	30.188	28.713	29.698	27.694	27.381	15.628	25.388	27.141	25.5	20.293	19 / 24
DOM	23.615	18.978	24.903	-4.474	-3.115	0	-0.873	5.0554	21.442	26.898	28.69	30.24	31.494	38.258	47.061	72.812	73.031	60.483	42.816	32.885	30.853	30.517	28.149	26.42	29 / 38
NEW JERSEY HUB	24.32	19.47	25.31	-4.51	-3.17	0.00	-0.88	5.08	21.42	26.89	28.77	32.86	35.88	36.35	40.34	45.29	41.36	34.78	31.56	31.20	31.54	31.28	29.08	27.26	25 / 31
Percent Forecast	-5.39	-4.48	-3.59	-3.18	-2.90	-3.10	-2.76	-4.12	-6.63	-7.81	-8.09	-7.80	-7.34	-7.27	-7.44	-7.89	-7.80	-7.46	-7.15	-6.67	-5.48	-5.61	-5.67	-4.98	
RTLoad	70.996	66.356	63.241	61.196	60	59.961	60.59	63.596	69.301	75.64	81.827	86.832	90.439	92.595	94.089	95.073	95.952	95.834	93.787	90.495	88.708	87.335	82.848	77.049	



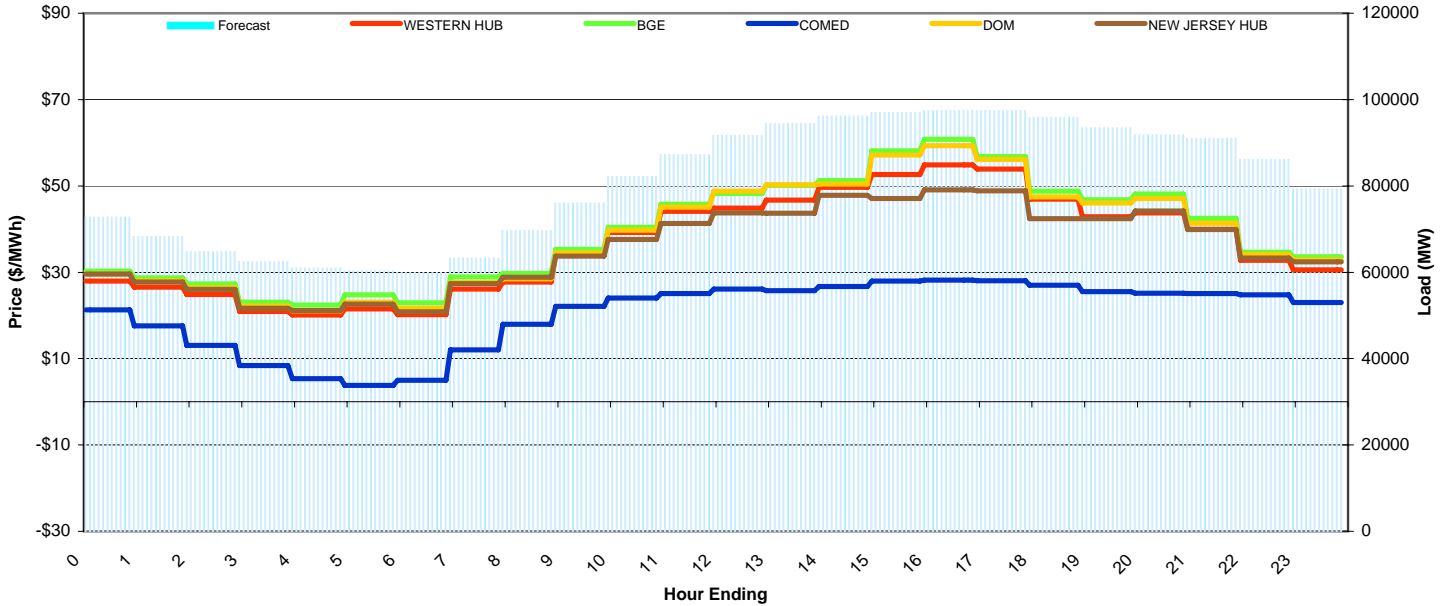
# PJM Daily Report

Sunday July 26, 2009

Price Color Codes: <=0 >=100 >=200

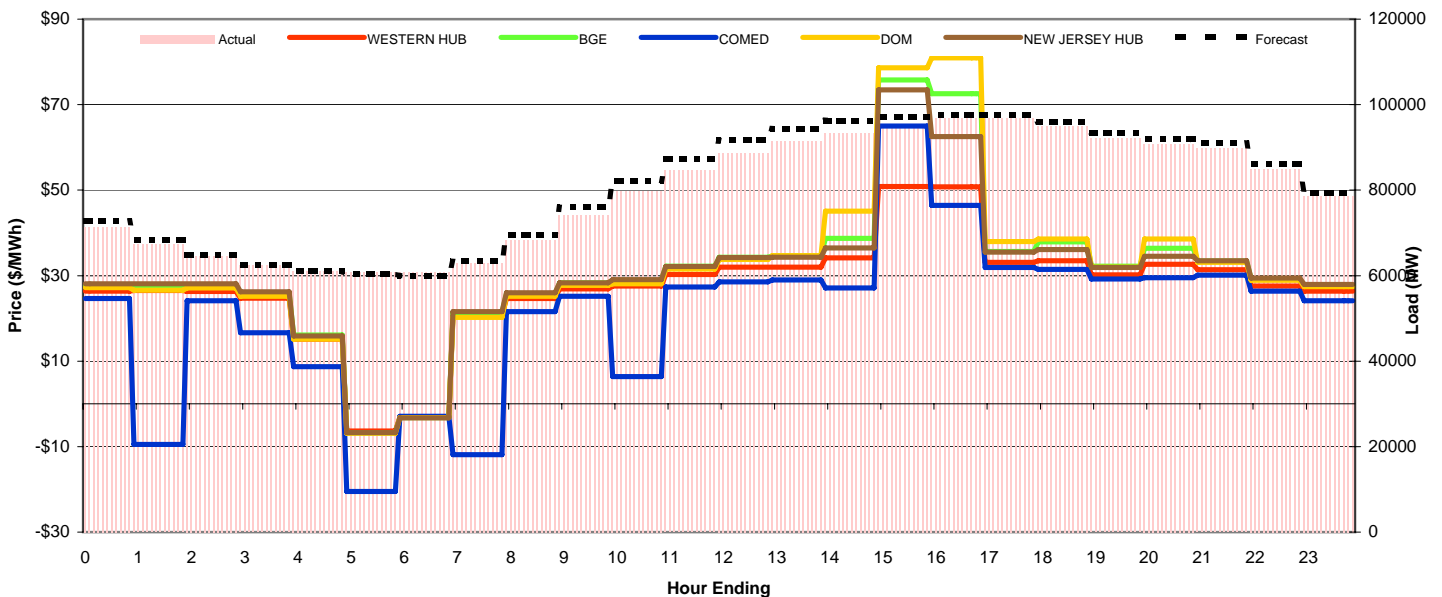
## Day-Ahead Prices and Forecast Load

	HE1	HE2	HE3	HE4	HE5	HE6	HE7	HE8	HE9	HE10	HE11	HE12	HE13	HE14	HE15	HE16	HE17	HE18	HE19	HE20	HE21	HE22	HE23	HE24	avg all/peak
WESTERN HUB	27.95	26.55	24.83	20.89	20.09	21.53	20.15	26.12	27.76	33.97	39.20	44.10	44.88	46.74	49.67	52.63	54.88	53.93	46.90	42.86	43.73	39.97	32.76	30.56	36 / 43
BGE	30.281	28.689	27.275	23.076	22.389	24.748	22.95	28.944	29.746	35.272	40.417	45.745	48.257	50.136	51.26	58.157	60.772	56.76	48.793	46.82	48.137	42.503	34.656	33.572	39 / 45
COMED	21.275	17.596	13.066	8.3662	5.3542	3.8312	4.9763	12.006	17.985	22.092	24.056	25.085	26.079	25.757	26.693	27.96	28.207	28.06	27.015	25.548	25.135	25.045	24.777	23.023	20 / 24
DOM	29.609	28.072	26.392	22.209	21.044	23.078	21.659	27.694	28.511	34.471	39.751	45.065	48.816	50.291	50.441	57.168	59.331	56.133	47.48	46.081	47.113	41.413	34.077	32.862	38 / 45
NEW JERSEY HUB	29.61	27.77	26.00	21.63	21.13	22.65	20.83	27.34	28.82	33.72	37.61	41.30	43.73	43.68	47.83	47.09	49.05	48.86	42.43	42.43	44.20	39.91	33.31	32.44	36 / 41
DA Forecast	72.8	68.2	64.8	62.5	61.0	60.3	60.0	63.3	69.6	76.0	82.2	87.3	91.7	94.4	96.2	97.0	97.4	97.4	95.9	93.5	91.9	91.0	86.1	79.3	81 / 88



## Preliminary Real-Time Prices with Forecasted and Actual System Load

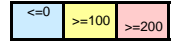
	HE1	HE2	HE3	HE4	HE5	HE6	HE7	HE8	HE9	HE10	HE11	HE12	HE13	HE14	HE15	HE16	HE17	HE18	HE19	HE20	HE21	HE22	HE23	HE24	avg all/peak
WESTERN HUB	26.38	26.49	26.32	24.72	15.17	-6.36	-3.09	20.61	24.62	26.91	27.59	30.24	31.96	32.00	34.17	50.88	50.76	33.14	33.49	30.17	32.66	31.38	27.57	26.38	27 / 32
BGE	27.754	27.369	27.548	25.829	16.086	-6.786	-3.212	21.289	25.72	28.279	28.933	32.2	34.29	34.571	38.732	75.79	72.559	35.615	37.896	32.199	36.399	33.376	29.239	27.796	31 / 37
COMED	24.661	-9.501	24.096	16.67	8.6718	-20.48	-2.908	-11.88	21.558	25.139	6.3526	27.336	28.561	28.957	27.15	64.975	46.459	31.941	31.489	29.205	29.513	30.075	26.372	24.11	21 / 28
DOM	27.193	26.585	27.117	25.159	15.105	-6.848	-3.17	20.221	25.178	27.69	28.094	31.545	33.802	34.686	45.112	78.655	80.942	37.951	38.544	31.973	38.606	33.07	28.89	27.433	31 / 38
NEW JERSEY HUB	28.12	28.13	28.10	26.23	15.85	-6.75	-3.25	21.56	26.00	28.32	29.09	32.11	34.25	34.27	36.45	73.48	62.54	35.51	36.09	31.93	34.55	33.45	29.45	27.94	30 / 36
Percent Forecast	-1.89	-1.34	-0.44	-0.20	0.21	1.02	1.53	-0.43	-1.98	-2.35	-3.07	-3.13	-3.19	-3.10	-3.02	-1.78	-0.67	-0.71	-1.01	-1.54	-1.26	-1.43	-1.26	-0.80	
RTLload	71.447	67.335	64.526	62.372	61.135	60.929	60.903	63.051	68.284	74.267	79.772	84.607	88.817	91.554	93.422	95.317	96.797	96.757	94.954	92.044	90.714	89.732	85.076	78.694	



# PJM Daily Report

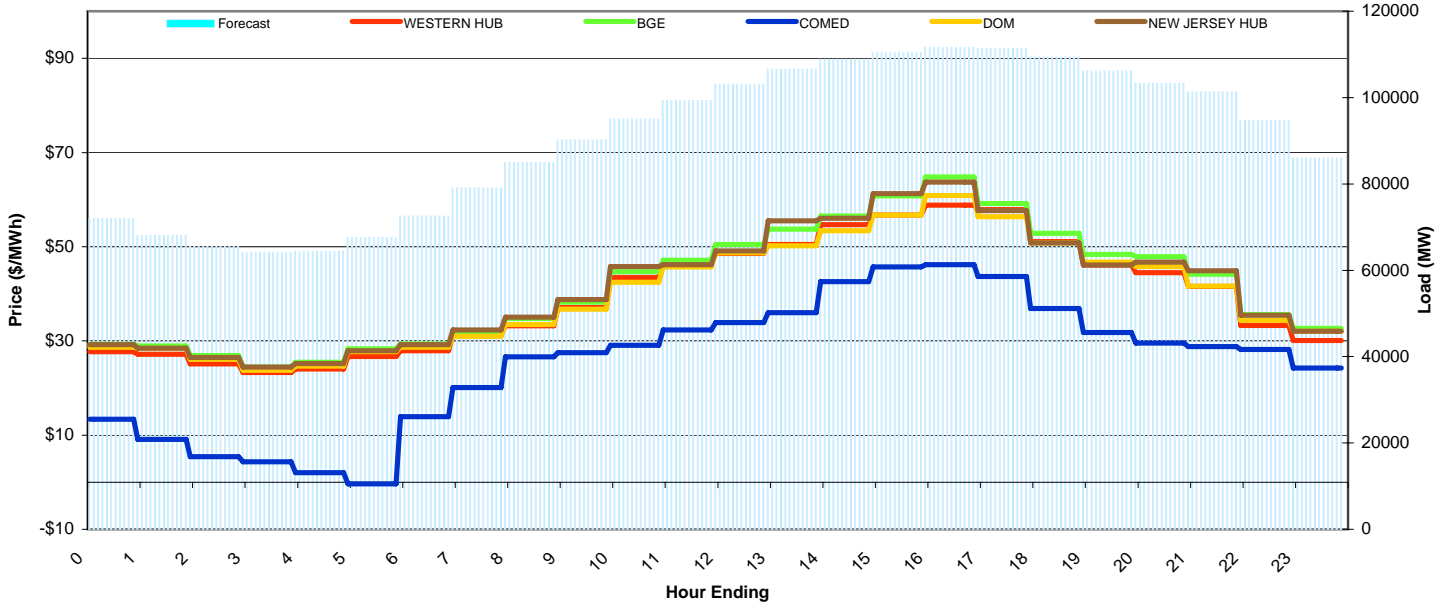
Monday July 27, 2009

Price Color Codes:



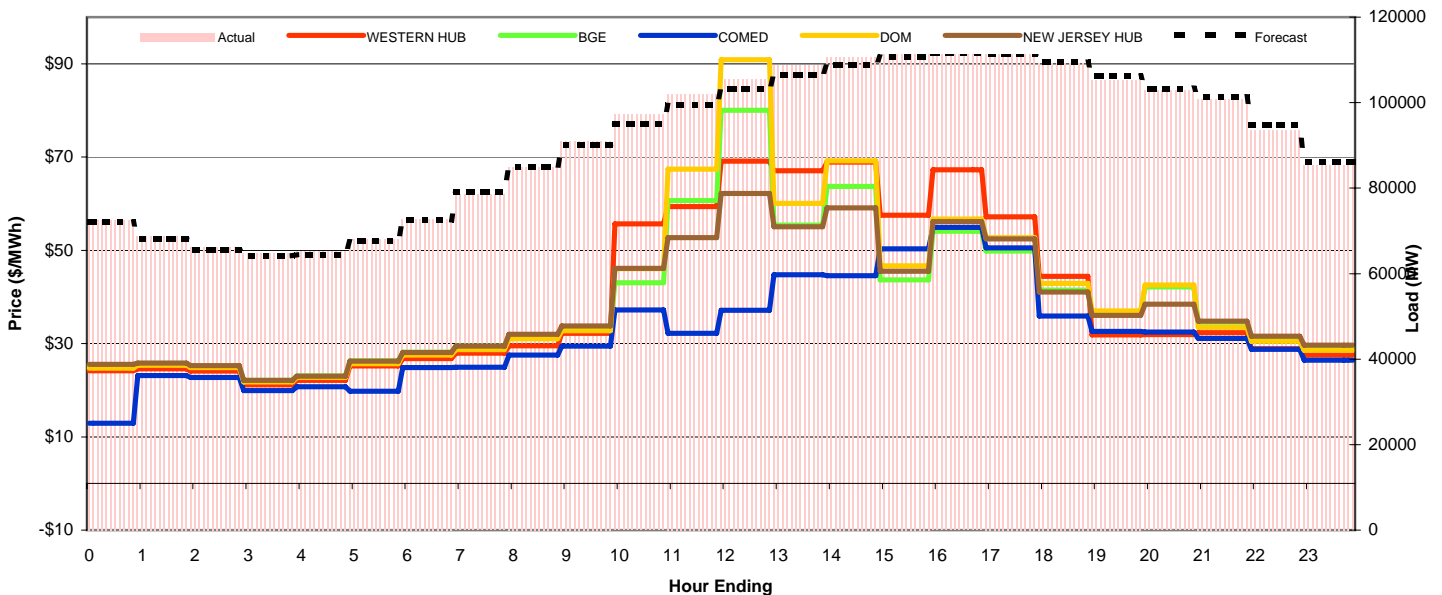
## Day-Ahead Prices and Forecast Load

	HE1	HE2	HE3	HE4	HE5	HE6	HE7	HE8	HE9	HE10	HE11	HE12	HE13	HE14	HE15	HE16	HE17	HE18	HE19	HE20	HE21	HE22	HE23	HE24	avg all/peak
WESTERN HUB	27.70	27.18	25.15	23.27	24.07	26.67	27.89	31.32	33.24	37.07	43.46	46.54	48.54	50.47	54.66	56.70	58.85	57.88	51.06	46.13	44.48	41.57	33.26	30.11	39 / 46
BGE	29.299	28.956	26.895	24.471	25.458	28.344	29.315	31.971	34.761	38.257	44.721	47.112	50.46	53.702	56.532	60.814	64.791	59.191	52.822	48.361	47.896	44.176	35.585	32.696	42 / 48
COMED	13.362	9.1066	5.4475	4.334	2.008	-0.364	13.938	20.101	26.598	27.529	29.09	32.341	33.88	36.002	42.606	45.713	46.189	43.692	36.901	31.779	29.57	28.775	28.184	24.234	25 / 34
DOM	28.668	28.386	26.098	23.746	24.672	27.718	28.626	30.955	33.461	36.718	42.418	45.693	48.717	50.181	53.394	56.745	60.844	56.347	50.789	46.758	45.776	41.642	34.336	32.028	40 / 46
NEW JERSEY HUB	29.22	28.45	26.46	24.44	25.20	27.92	29.21	32.34	35.07	38.78	45.75	46.17	49.10	55.48	56.03	61.26	63.75	57.69	50.78	46.11	46.73	44.89	35.47	32.03	41 / 48
DA Forecast	72.0	68.1	65.5	64.2	64.4	67.6	72.5	79.1	85.0	90.2	95.0	99.3	103.1	106.6	108.9	110.5	111.6	111.4	109.4	106.2	103.3	101.4	94.7	86.0	91 / 101



## Preliminary Real-Time Prices with Forecasted and Actual System Load

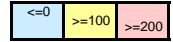
	HE1	HE2	HE3	HE4	HE5	HE6	HE7	HE8	HE9	HE10	HE11	HE12	HE13	HE14	HE15	HE16	HE17	HE18	HE19	HE20	HE21	HE22	HE23	HE24	avg all/peak
WESTERN HUB	24.18	24.58	24.13	21.18	22.11	25.19	26.79	27.95	29.50	32.21	55.64	59.37	69.09	67.06	68.88	57.49	67.24	57.21	44.39	31.89	31.93	32.34	28.94	27.53	40 / 48
BGE	25.271	25.756	25.209	22.081	23.09	26.283	28.148	29.449	31.935	33.243	43.03	60.673	80.051	55.422	63.705	43.686	54.125	49.826	41.459	36.627	42.163	34.636	31.425	29.361	39 / 46
COMED	12.952	23.166	22.746	19.95	20.762	19.78	24.874	24.925	27.508	29.442	37.22	32.197	37.144	44.747	44.526	50.333	54.948	50.54	35.941	32.592	32.477	31.133	28.761	26.433	32 / 37
DOM	24.695	25.347	24.854	21.769	22.74	25.703	27.536	28.706	31.067	32.754	46.08	67.391	90.844	60.068	69.187	46.693	56.687	52.698	42.926	37.024	42.532	33.54	30.472	28.542	40 / 48
NEW JERSEY HUB	25.54	25.83	25.25	22.08	23.03	26.26	28.06	29.48	31.99	33.81	46.10	52.70	62.19	55.07	59.09	45.50	56.12	52.45	41.05	36.04	38.45	34.80	31.58	29.70	38 / 44
Percent Forecast	0.88	0.89	1.09	1.14	1.24	0.88	0.31	-0.72	0.12	0.93	2.33	2.62	2.36	2.01	1.65	1.08	0.73	0.62	-0.07	-0.80	-0.50	-0.52	-1.11	-0.63	
RTLload	72.641	68.73	66.248	64.898	65.247	68.206	72.777	78.556	85.072	91.071	97.25	102.01	105.56	108.74	110.69	111.75	112.46	112.09	109.35	105.31	102.83	100.83	93.643	85.478	



# PJM Daily Report

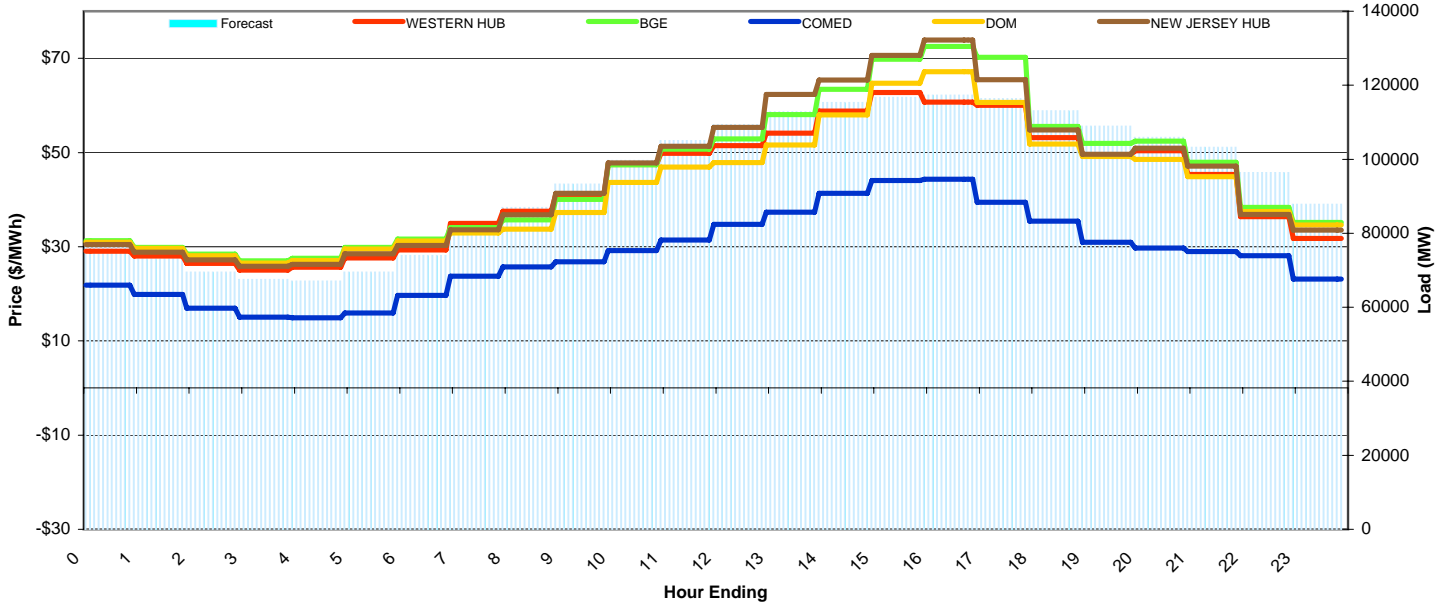
Tuesday July 28, 2009

Price Color Codes:



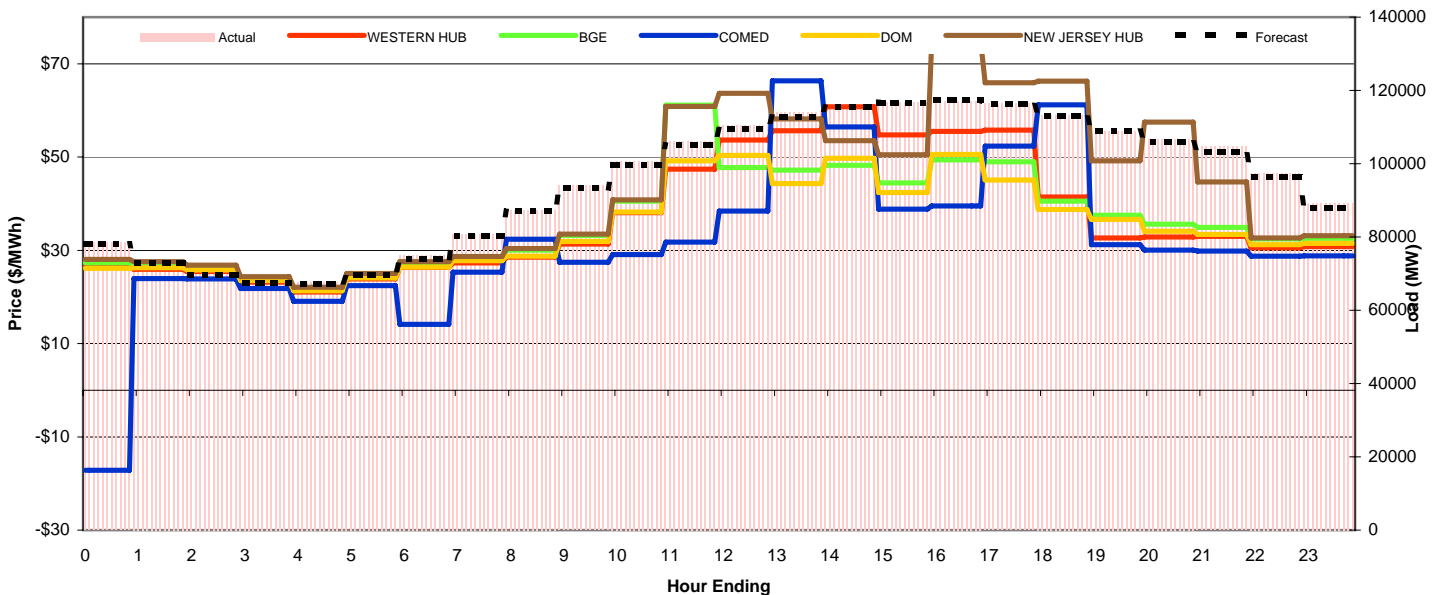
## Day-Ahead Prices and Forecast Load

	HE1	HE2	HE3	HE4	HE5	HE6	HE7	HE8	HE9	HE10	HE11	HE12	HE13	HE14	HE15	HE16	HE17	HE18	HE19	HE20	HE21	HE22	HE23	HE24	avg all/peak
WESTERN HUB	29.06	28.00	26.46	25.07	25.64	27.61	29.33	34.98	37.51	41.06	47.45	49.84	51.43	54.13	58.78	62.73	60.73	60.04	53.14	49.57	50.40	45.37	36.39	31.77	42 / 50
BGE	31.287	29.869	28.429	27.005	27.529	29.856	31.593	34.044	35.696	40.056	47.404	50.699	52.867	58.042	63.41	69.798	72.558	70.21	55.536	51.943	52.388	47.898	38.38	35.155	45 / 53
COMED	21.836	19.893	16.936	15.023	14.894	15.899	19.678	23.743	25.729	26.81	29.193	31.436	34.775	37.301	41.315	44.06	44.337	39.405	35.429	30.971	29.723	28.978	28.118	23.144	28 / 33
DOM	30.921	29.662	28.103	26.522	27.044	29.49	31.219	32.91	33.705	37.235	43.663	46.934	47.896	51.62	58.02	64.691	67.164	60.629	51.814	49.125	48.522	44.885	37.477	34.609	42 / 49
NEW JERSEY HUB	30.48	28.87	27.20	25.84	26.25	28.53	30.29	33.62	36.82	41.34	47.77	51.29	55.33	62.32	65.41	70.64	73.92	65.48	54.80	49.61	50.94	47.15	36.86	33.54	45 / 53
DA Forecast	78.1	73.0	69.5	67.5	67.1	69.5	74.0	80.1	87.0	93.3	99.7	105.1	109.4	112.8	115.3	116.7	117.3	116.4	113.1	108.9	105.9	103.2	96.4	87.8	94 / 105



## Preliminary Real-Time Prices with Forecasted and Actual System Load

	HE1	HE2	HE3	HE4	HE5	HE6	HE7	HE8	HE9	HE10	HE11	HE12	HE13	HE14	HE15	HE16	HE17	HE18	HE19	HE20	HE21	HE22	HE23	HE24	avg all/peak
WESTERN HUB	26.52	25.92	25.42	23.19	21.05	23.85	26.32	27.30	28.56	31.35	38.05	47.38	53.63	55.63	60.75	54.75	55.47	55.76	41.41	32.66	32.87	33.02	30.51	30.77	37 / 42
BGE	27.318	27.106	26.491	24.124	21.869	24.824	27.336	28.673	30.014	33.219	40.568	61.126	47.769	47.187	48.245	44.442	49.401	49	40.561	37.539	35.628	34.942	32.426	32.557	36 / 41
COMED	-17.14	23.95	23.87	21.807	19.098	22.41	14.136	25.306	32.355	27.466	29.087	31.763	38.388	66.323	56.493	38.839	39.5	52.332	61.189	31.2	30.059	29.84	28.742	28.784	31 / 39
DOM	26.161	26.281	25.759	23.495	21.296	24.086	26.408	27.766	28.708	31.91	38.189	49.168	50.329	44.314	49.764	42.419	50.553	45.046	38.732	36.65	34.062	33.379	31.225	31.465	35 / 40
NEW JERSEY HUB	28.08	27.56	26.81	24.38	22.08	25.06	27.60	28.65	30.36	33.48	40.84	60.88	63.68	58.20	53.52	50.50	74.77	65.92	66.30	49.22	57.50	44.69	32.66	33.16	43 / 51
Percent Forecast	0.54	0.56	0.50	0.75	0.93	1.21	1.34	0.83	0.50	0.79	0.97	1.09	1.16	1.04	0.29	0.07	-0.12	0.00	0.10	-0.06	0.84	1.42	1.22	1.74	
RTLoad	78.524	73.457	69.874	68.034	67.729	70.385	74.996	80.812	87.394	94.08	100.68	106.21	110.66	114.03	115.69	116.79	117.2	116.38	113.25	108.88	106.83	104.73	97.567	89.386	



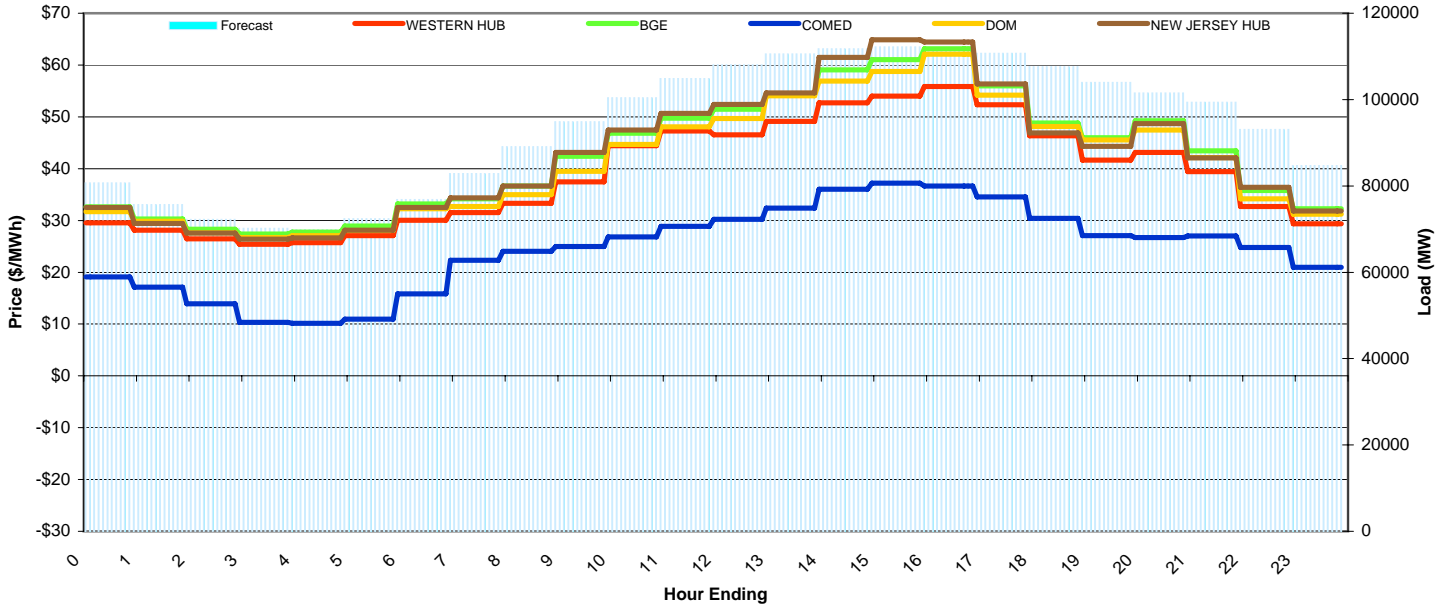
# PJM Daily Report

Wednesday July 29, 2009

Price Color Codes: ≤0 ≥100 ≥200

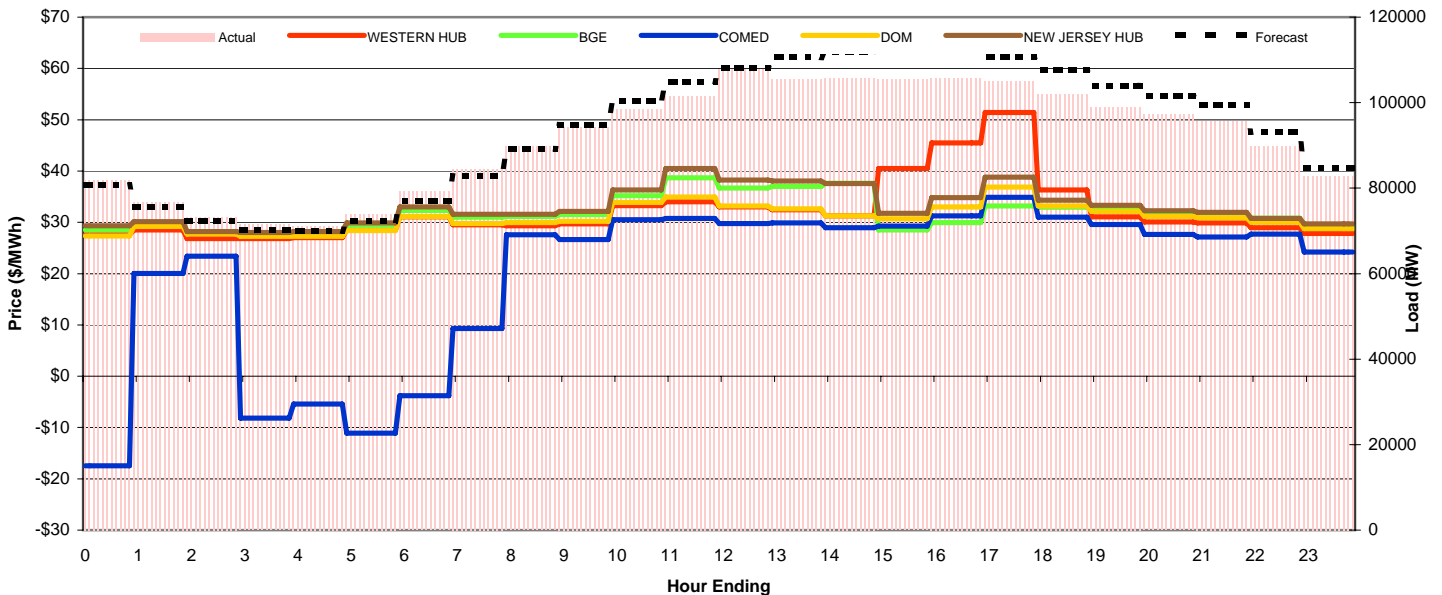
## Day-Ahead Prices and Forecast Load

	HE1	HE2	HE3	HE4	HE5	HE6	HE7	HE8	HE9	HE10	HE11	HE12	HE13	HE14	HE15	HE16	HE17	HE18	HE19	HE20	HE21	HE22	HE23	HE24	avg all/peak
WESTERN HUB	29.53	28.10	26.43	25.38	25.71	27.05	30.05	31.52	33.31	37.47	44.45	47.25	46.54	49.12	52.68	54.01	55.85	52.33	46.36	41.64	43.16	39.43	32.68	29.35	39 / 44
BGE	32.645	30.296	28.282	27.376	27.748	28.904	33.163	34.17	36.633	42.395	46.856	49.713	51.456	54.448	59.07	61.063	63.165	56.01	48.783	45.996	49.257	43.44	35.785	32.275	42 / 49
COMED	19.076	17.15	13.945	10.333	10.172	10.959	15.816	22.298	24.015	25	26.848	28.835	30.197	32.406	36.053	37.189	36.663	34.552	30.43	27.054	26.696	26.983	24.816	20.945	25 / 29
DOM	31.697	29.86	27.623	26.706	27.099	28.042	32.27	32.676	35	39.48	44.689	48.066	49.678	54.037	56.918	58.781	62.089	54.217	48.157	45.528	47.43	42.158	34.18	31.199	41 / 47
NEW JERSEY HUB	32.53	29.44	27.59	26.39	26.62	28.09	32.49	34.36	36.67	43.15	47.43	50.64	52.39	54.59	61.48	64.85	64.46	56.35	46.91	44.28	48.68	42.11	36.39	31.81	42 / 49
DA Forecast	80.7	75.7	72.3	70.2	69.9	72.4	76.9	82.9	89.1	94.9	100.5	104.9	108.1	110.6	111.8	112.2	112.0	110.7	107.6	104.0	101.6	99.4	93.1	84.7	94 / 103



## Preliminary Real-Time Prices with Forecasted and Actual System Load

	HE1	HE2	HE3	HE4	HE5	HE6	HE7	HE8	HE9	HE10	HE11	HE12	HE13	HE14	HE15	HE16	HE17	HE18	HE19	HE20	HE21	HE22	HE23	HE24	avg all/peak
WESTERN HUB	27.60	28.50	26.81	26.86	27.03	28.45	31.05	29.50	29.35	29.71	33.29	34.02	33.01	32.46	31.28	40.46	45.49	51.38	36.29	31.06	30.06	29.88	28.96	27.85	32 / 34
BGE	28.528	29.943	28.184	27.972	28.005	29.426	32.299	31.018	31.141	31.523	35.218	38.672	36.687	36.976	37.64	28.492	29.925	33.183	32.972	33.043	32.058	31.818	30.797	29.504	32 / 33
COMED	-17.44	20.025	23.426	-8.148	-5.427	-11.11	-3.799	9.2872	27.582	26.633	30.516	30.734	29.762	29.859	28.958	29.253	31.26	34.901	31.037	29.556	27.62	27.113	27.688	24.215	20 / 28
DOM	27.335	29.228	27.707	27.282	27.286	28.397	31.113	29.787	29.97	30.191	33.881	34.959	33.215	32.653	31.24	30.711	33.034	36.869	33.201	32.133	31.144	30.9	30.026	28.76	31 / 32
NEW JERSEY HUB	29.34	30.14	28.20	27.99	28.22	29.90	33.02	31.57	31.54	32.16	36.31	40.47	38.22	38.09	37.56	31.74	34.85	38.80	34.31	33.32	32.23	31.92	30.77	29.67	33 / 35
Percent Forecast	1.55	1.39	1.40	1.79	1.87	2.21	2.92	1.81	0.71	-0.69	-2.08	-3.33	-0.23	-4.84	-5.75	-6.44	-5.83	-5.41	-5.37	-5.13	-4.46	-3.88	-3.53	-2.20	
RTLoad	82.003	76.759	73.32	71.469	71.226	74.025	79.203	84.429	89.744	94.228	98.406	101.48	107.83	105.49	105.7	105.42	105.79	105.02	102.13	98.935	97.236	95.649	89.884	82.892	



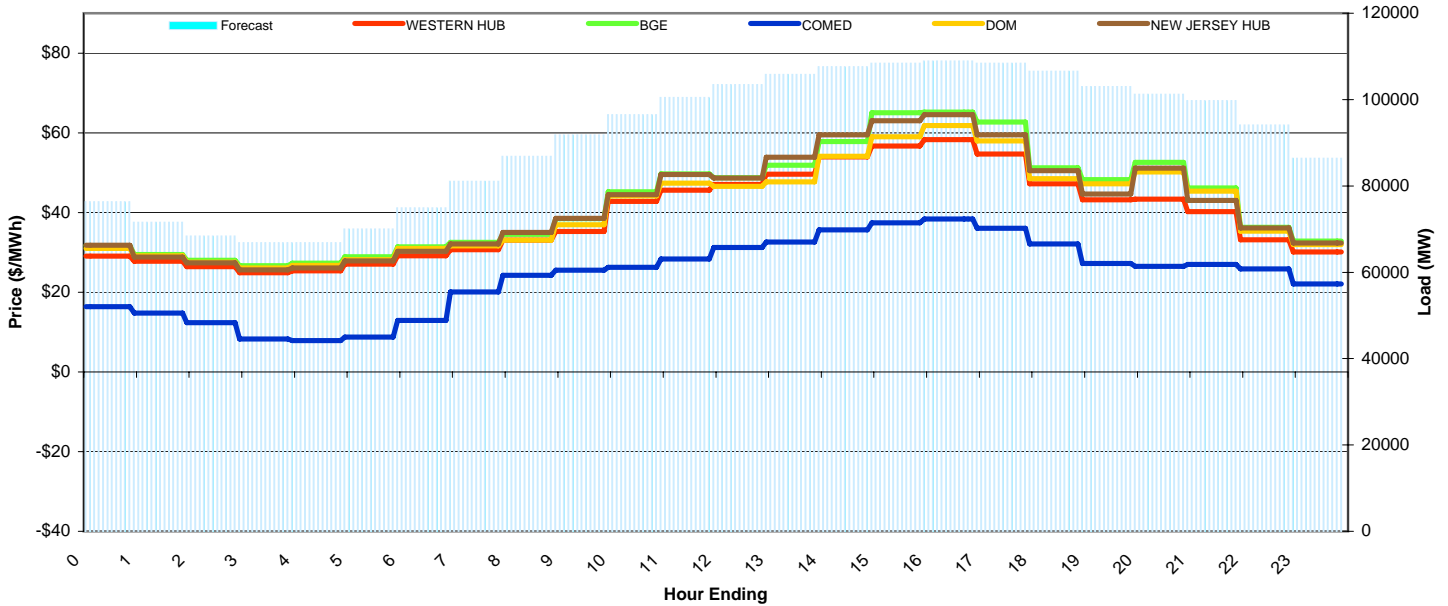
# PJM Daily Report

Thursday July 30, 2009

Price Color Codes: ≤0 ≥100 ≥200

## Day-Ahead Prices and Forecast Load

	HE1	HE2	HE3	HE4	HE5	HE6	HE7	HE8	HE9	HE10	HE11	HE12	HE13	HE14	HE15	HE16	HE17	HE18	HE19	HE20	HE21	HE22	HE23	HE24	avg all/peak
WESTERN HUB	29.08	27.75	26.41	24.88	25.36	27.06	29.16	30.64	33.04	35.25	42.75	45.59	47.02	49.64	53.96	56.65	58.26	54.69	47.18	43.18	43.32	40.22	33.15	30.06	36 / 45
BGE	31.735	29.488	28.021	26.616	27.276	28.897	31.356	32.47	34.531	38.489	45.16	49.726	48.756	51.831	57.781	65	65.221	62.73	51.243	48.206	52.601	46.158	36.31	32.868	43 / 49
COMED	16.403	14.756	12.355	8.2637	7.8825	8.7114	12.924	20.074	24.228	25.551	26.279	28.318	31.224	32.615	35.603	37.412	38.364	36.025	32.088	27.215	26.482	26.994	25.822	22.039	24 / 30
DOM	30.987	29.146	27.491	26.092	26.75	28.212	30.999	31.596	33.078	36.961	44.174	47.331	46.55	47.644	54.134	59.039	61.808	57.935	48.505	47.206	50.159	45.335	35.32	31.932	41 / 47
NEW JERSEY HUB	31.76	28.79	27.33	25.62	26.08	27.89	30.24	32.08	35.01	38.51	44.44	49.53	48.65	53.90	59.45	63.02	64.52	59.50	50.46	44.67	51.10	43.03	36.08	32.32	42 / 48
DA Forecast	76.3	71.6	68.4	66.8	66.9	70.0	75.0	81.1	86.9	91.8	96.5	100.5	103.5	105.9	107.6	108.4	108.9	108.5	106.6	103.0	101.3	99.8	94.1	86.4	91 / 100



## Preliminary Real-Time Prices with Forecasted and Actual System Load

	HE1	HE2	HE3	HE4	HE5	HE6	HE7	HE8	HE9	HE10	HE11	HE12	HE13	HE14	HE15	HE16	HE17	HE18	HE19	HE20	HE21	HE22	HE23	HE24	avg all/peak
WESTERN HUB	26.14	26.09	25.13	24.25	24.04	25.90	25.79	27.64	29.43	29.54	33.26	32.10	32.08	42.46	58.75	57.07	58.82	61.40	46.91	32.52	36.19	53.56	29.18	29.16	36 / 41
BGE	27.518	27.12	26.274	25.374	25.119	27.086	26.76	29.117	30.405	31.261	35.845	34.403	33.086	34.114	53.195	47.468	49.926	73.636	43.952	35.163	38.82	57.006	31.039	30.816	36 / 41
COMED	19.486	0.0574	18.647	22.926	21.81	23.644	1.068	25.443	-29.99	26.667	28.323	29.074	28.67	30.833	31.628	32.463	34.159	30.681	35.017	30.145	33.773	50.785	27.825	15.684	24 / 28
DOM	26.782	26.342	25.712	24.905	24.666	26.554	25.918	28.231	28.895	30.186	34.502	33.391	32.286	37.532	55.21	78.221	76.033	79.48	73.943	33.858	37.317	55.325	30.303	29.922	40 / 47
NEW JERSEY HUB	27.77	27.44	26.52	25.56	25.22	27.14	26.99	29.22	31.17	31.73	35.92	34.85	33.98	36.28	57.25	48.16	51.41	66.62	44.07	35.28	39.24	57.53	31.09	31.30	37 / 41
Percent Forecast	0.08	0.47	0.82	0.92	0.67	0.16	-0.22	-0.54	-0.22	0.16	-0.09	-0.09	-0.03	0.58	0.99	1.27	1.25	1.52	0.86	0.69	0.68	0.41	-0.23	0.03	
RTLoad	76.372	71.913	69.013	67.464	67.319	70.143	74.802	80.633	86.707	91.961	96.452	100.45	103.44	106.49	108.67	109.83	110.32	110.14	107.53	103.74	101.95	100.18	93.88	86.429	

